



Committee on Technical Barriers to Trade

**TWENTY-FIRST ANNUAL REVIEW OF THE IMPLEMENTATION AND
OPERATION OF THE TBT AGREEMENT**

NOTE BY THE SECRETARIAT¹

Revision

The WTO Committee on Technical Barriers to Trade (the Committee) will conduct its Twenty-First Annual Review of the Implementation and Operation of the WTO Agreement on Technical Barriers to Trade (the TBT Agreement) under Article 15.3 at its next meeting on 9-10 March 2016. This document contains information on developments in the Committee relating to the implementation and operation of the TBT Agreement from 1 January to 31 December 2015.

¹ This document has been prepared under the Secretariat's own responsibility and is without prejudice to the position of Members or to their rights and obligations under the WTO.

TABLE OF CONTENTS

1 EXECUTIVE SUMMARY	3
2 MEETINGS OF THE COMMITTEE	3
3 REVIEW OF TBT MEASURES	4
3.1 Notifications of technical regulations and conformity assessment procedures	4
3.1.1 Trends in new notifications and follow-up (addenda, corrigenda, revision)	4
3.1.2 Members' engagement in notifications	5
3.1.3 Notifications by region and development status	7
3.1.4 Comment period provided in notifications	10
3.1.5 Online submission of notifications (TBT NSS)	11
3.1.6 Stated objectives of notifications	11
3.1.7 Other TBT Notifications	13
3.2 Specific Trade Concerns (STCs)	13
3.2.1 Trends in STCs	13
3.2.2 Members' engagement in STCs	15
3.2.3 Members subject to STCs	16
3.2.4 STCs by region and development status	17
3.2.5 Types of concerns raised in STCs	19
3.2.6 Stated objectives of measures subject to STCs	19
3.2.7 Frequency – the number of times a given STC is raised in the Committee	20
3.2.8 Relationship between notifications and STCs	21
4 DISPUTES INVOLVING PROVISIONS OF THE TBT AGREEMENT	22
5 TECHNICAL ASSISTANCE	22
ANNEXES	24
A. Notifications by Member, 1995-2015	24
B. Summary of STCs Raised in 2015	29
C. Overview of new STCs raised in 2015	36

1 EXECUTIVE SUMMARY

In 2015, the Committee completed its Seventh Triennial Review. The Report (G/TBT/37) includes a set of recommendations covering, among other things: good regulatory practices, regulatory cooperation between Members, conformity assessment procedures, standards and transparency. The report also sets out a work programme of thematic sessions aimed at strengthening information exchange in the various cross-cutting areas covered by the TBT Agreement. In terms of the Committee's review of measures, during the year, notifications decreased by 12% compared to the previous year (to a total of 1,988 notifications). Nevertheless, the trend since 2005 has been an upward one driven increasingly by developing Members. In 2015, developing Members continued to submit significantly more new notifications than developed Members - also the number of notifications from LDCs increased during the year. In total, 86 specific trade concerns (STCs) were discussed in 2015, the second highest number since 1995. A much lower proportion of these, however, were notified to the Committee: only 49% of the STCs discussed had been notified (well below the long-run average of 68%). On technical assistance (TA), the Secretariat delivered 18 TA events specifically targeted to the TBT Agreement and an additional 19 TBT modules were delivered as part of various other WTO TA activities. Finally, ad hoc observer status was granted to the African Organization for Standardisation (ARSO) and the Intergovernmental Authority on Development (IGAD).

2 MEETINGS OF THE COMMITTEE

2.1. Ms. Alana Maria Lanza Suazo (Honduras) was elected² by the Committee as its Chairperson for 2015.

2.2. Three regular Committee meetings were held during the year (18-19 March, 17-18 June and 4-6 November 2015).³ Back-to-back with the regular meetings, the Committee held thematic sessions on the preparation of the Seventh Triennial Review, on 17 March⁴, 16 June⁵ and 3 November 2015.

2.3. On 18-19 March 2015, the Committee adopted its report of the Twentieth Annual Review of the Implementation and Operation of the TBT Agreement under Article 15.3.⁶ At the same meeting, the Committee took note of document G/TBT/CS/2/Rev.21 containing a list of those standardizing bodies that have accepted the Code of Good Practice for the Preparation, Adoption and Application of Standards since 1 January 1995.

2.4. The Committee adopted the Report of its Seventh Triennial Review on the Operation and Implementation of the TBT Agreement (hereafter "Seventh Triennial Review") on 6 November 2015,⁷ in accordance with the mandate under Article 15.4 of the TBT Agreement. At the same meeting, the Committee granted ad hoc observer status to the African Organization for Standardisation (ARSO) and the Intergovernmental Authority on Development (IGAD).⁸

2.5. Representatives of the BIPM, Codex, GSO, IEC, ISO, ITC, OECD, OIML, UNECE and WHO updated the Committee on activities relevant to the work of the TBT Committee, including on technical assistance.

² Pursuant to Article 13.1 of the TBT Agreement and to its Rules of Procedure.

³ G/TBT/M/65-67.

⁴ JOB/TBT/125

⁵ JOB/TBT/134

⁶ G/TBT/34

⁷ G/TBT/37

⁸ G/TBT/M/67, para. 4.5.

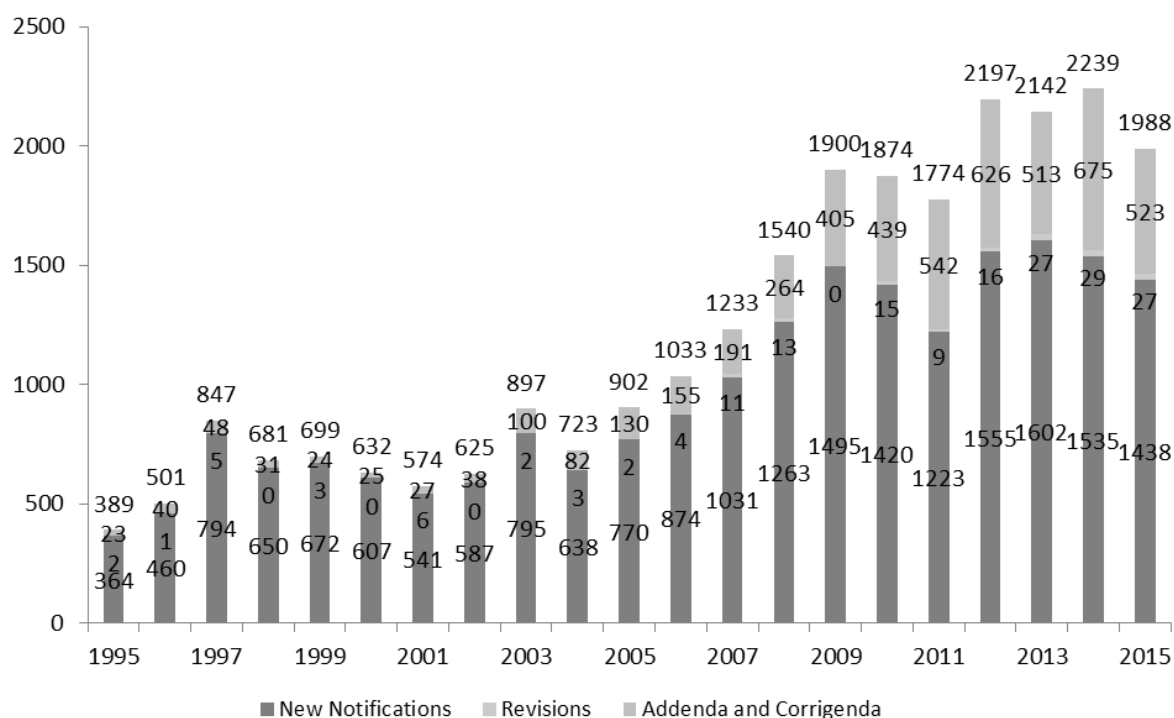
3 REVIEW OF TBT MEASURES⁹

3.1 Notifications of technical regulations and conformity assessment procedures

3.1.1 Trends in new notifications and follow-up (addenda, corrigenda, revision)

3.1. In 2015, Members submitted 1,438 new notifications of technical regulations and conformity assessment procedures. In addition, 27 revisions, 476 addenda and 47 corrigenda to notifications were also submitted (Chart 1).¹⁰ In total, 1,988 TBT notifications were submitted in 2015 by 73 Members. While 2014 marked the year with most notifications in a single year since 1995, the number of notifications decreased by 12% in 2015. Nevertheless, 2015 was still the year with the fourth most notifications overall since 1995. Since 2007, Members have submitted more than 1,000 new notifications annually with that figure increasing to 1,500 since 2012. Since the entry into force of the Agreement and up to 31 December 2015, a total **25,390** notifications have been submitted by 128 Members. The number of notifying Members increased by 2 in 2015 as Suriname and Yemen notified for the first time.

Chart 1: Total TBT notifications, 1995-2015



3.2. Over the last decade there has been a marked growth in the use of addenda and corrigenda, with a record 675 notified in 2014 (Chart 1). In 2015, this number decreased to 523 notified addenda and corrigenda. The US (1,200), Brazil (533), Ecuador (529), Colombia (323) and the EU (307) have notified the most addenda and corrigenda since 1995.

3.3. The overall relation between new notifications, addenda and corrigenda, and revisions is illustrated in Chart 2. The Committee adopted a recommendation on "Coherent Use of Notification Formats" in 2014 which provides Members with guidance on when to use different formats.¹¹ It is recommended that Members use: new notifications "to notify the draft text of a proposed technical regulation or conformity assessment procedure"; addenda "to notify additional information related

⁹ The data for the graphs in this section are drawn from the TBT IMS <http://tbtims.wto.org/>. More detail is contained in Annex A.

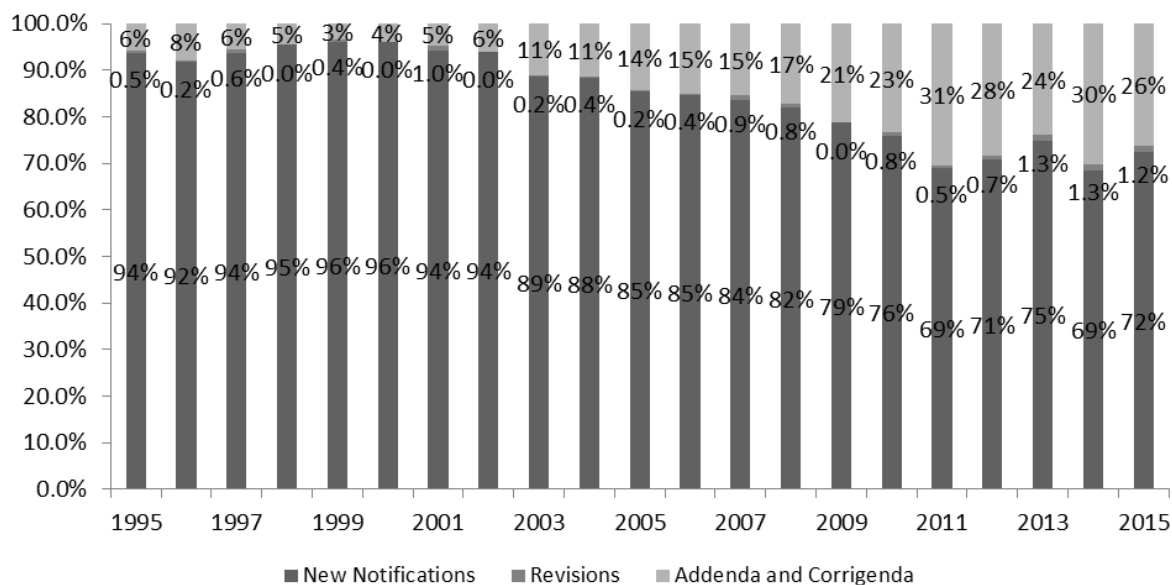
¹⁰ This document uses the terminology adopted by the TBT Committee in the recommendation on "Coherent use of notification formats", G/TBT/35, 18 June 2014.

¹¹ G/TBT/35.

to a notification or the text of a notified measure"; corrigenda "to correct minor administrative or clerical errors (which do not entail any changes to the meaning of the content)"; and revisions "to indicate that the notified measure has been substantially re-drafted prior to adoption or entry into force."¹²

3.4. While the number of revisions has also grown, this format is used infrequently (Chart 1 and Chart 2). China (31), Brazil (20), Canada (16), South Africa (14) the Dominican Republic (10) and Korea (9) have notified most revisions since 1995.

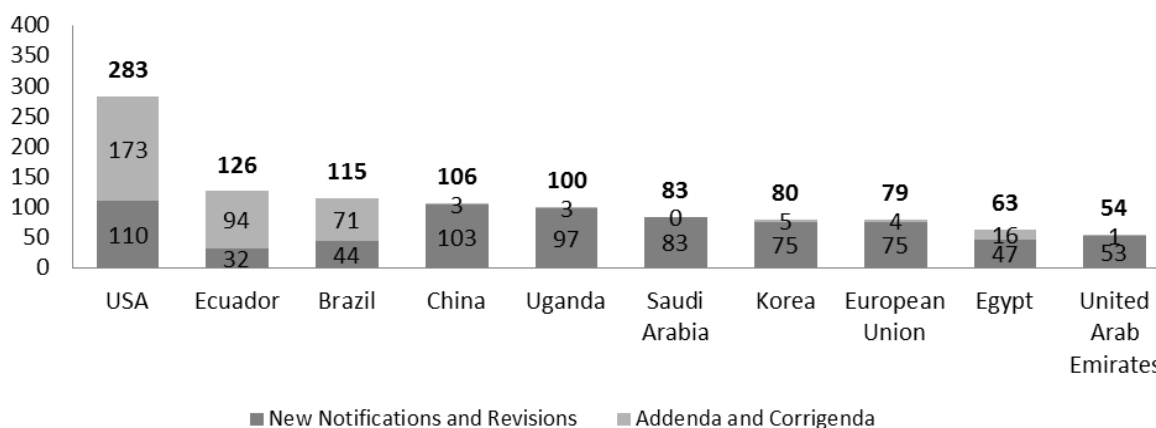
Chart 2: Share of notifications, by type, 1995-2015



3.1.2 Members' engagement in notifications

3.5. The ten Members that submitted the most TBT notifications in 2015 are shown in Chart 3.

Chart 3: Most active notifying Members, 2015

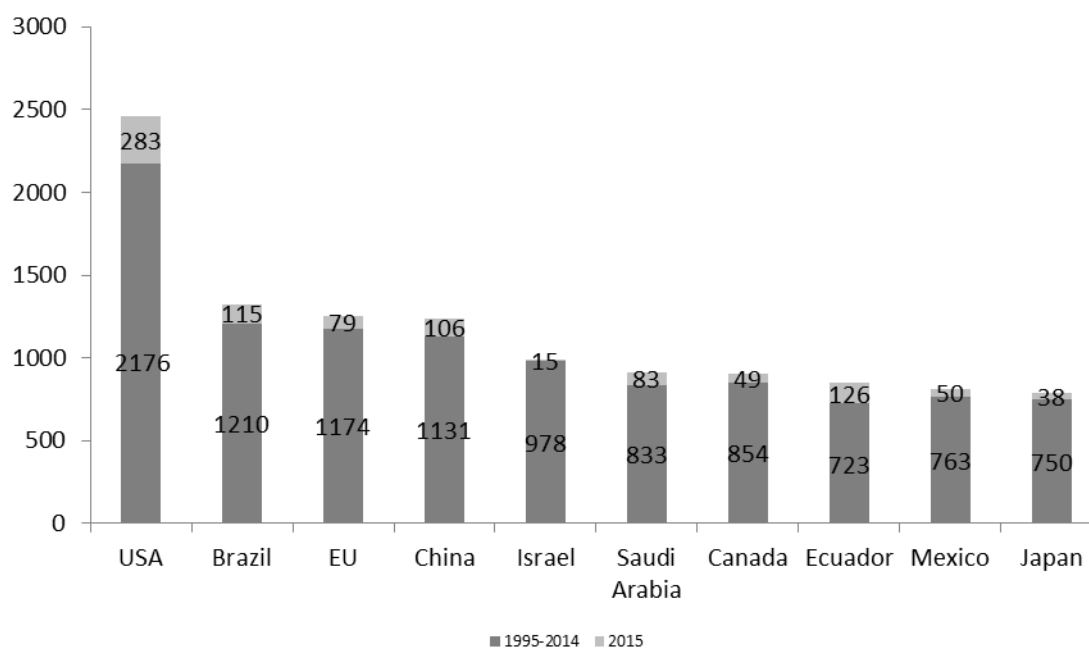


¹² Please refer to the full text of G/TBT/35 for further details.

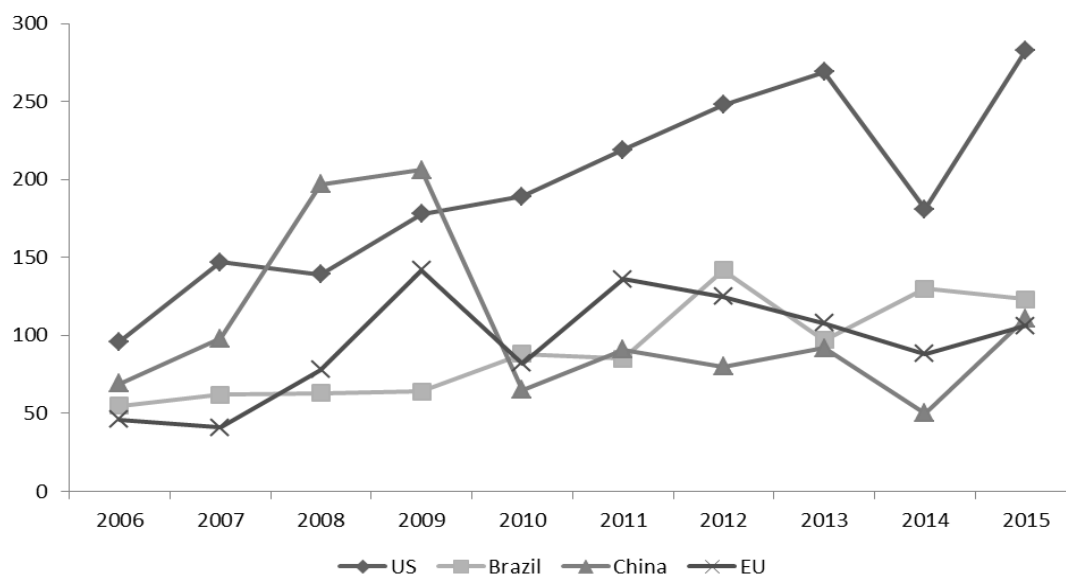
3.6. 2014 showed a new trend indicating more notifications from Members that had been historically less active. This partly continued in 2015 as observed over the period 1995-2014 (Chart 4). In 2015, for example, the US again led by numbers of new notifications (283) followed by Ecuador (126) (Member which notified most in 2014) and Brazil (115). China was more active in 2015 than in 2014, submitting 106 notifications compared to 49 in 2014. Uganda submitted 100 notifications in 2015.

3.7. Three consecutive years of significant notification activity has placed Ecuador (126 in 2015; 420 in 2014; 103 in 2013) among the ten Members that have notified most measures over the period of 1995-2015 (Chart 4). Korea has dropped out of the "top ten" category following Japan with a total number of 765 notifications in 2015.

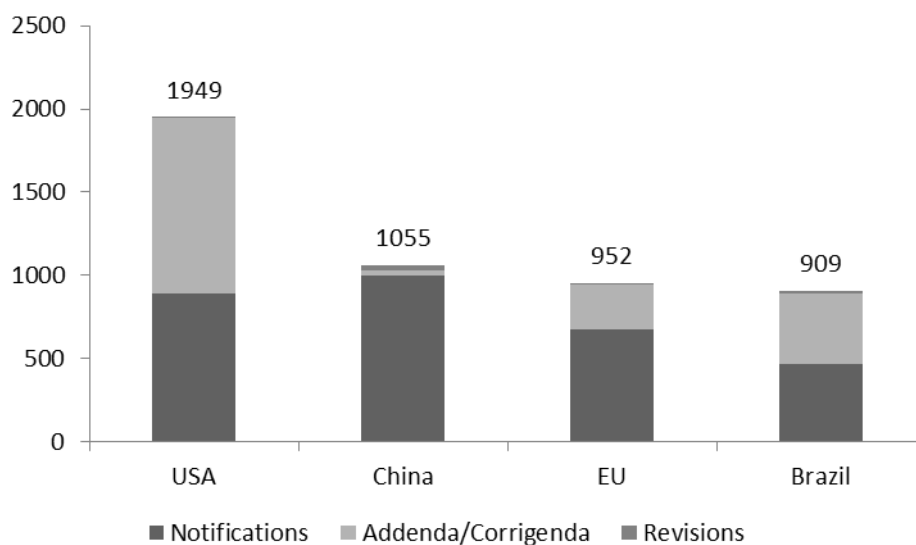
Chart 4: Most active notifying Members (new notifications, revisions, and modifications), 1995-2014, and 2015



3.8. Focusing on the four Members with most notifications over the last ten years since 2006, Chart 5 highlights the trends in notification activity of these Members. There was a significant growth in notifications of all types from the US (190%) between 2006-2015. Meanwhile, there was a gradual growth in notifications from the EU (130%), Brazil (123%), and China (60%), notwithstanding a spike in notifications from China in 2008-2009.

Chart 5: Notifications submitted by US, Brazil, China and EU, all types, 2006-2015

3.9. As mentioned above, the overall usage of notification formats differs between Members. The number of notification submitted between 2006-2015 (Chart 6) indicates the different notification preferences of Members. For instance, while the US submitted most addenda and corrigenda (1056), China submitted most new notifications (996). Yet, the addenda or corrigenda format has been used little by China with a total of 29 notifications over the last decade.

Chart 6: Type of notifications by Member (four most active Members), 2006-2015

3.1.3 Notifications by region and development status

3.10. The growth in notifications since 2005 has been driven by increasing engagement of developing Members. This trend continued in 2015 as developing Members submitted significantly more new notifications in 2015 than developed Members (Chart 7). Yet, the share of new notifications from developing Members declined to 69% of the total compared to 80% in the previous year (Chart 8). Least-developed country Members (LDCs) continued to notify less

frequently, but in 2015 notifications from this group slightly increased due to Uganda's high level of notification activity.¹³

Chart 7: New notifications by development status, 1995-2015

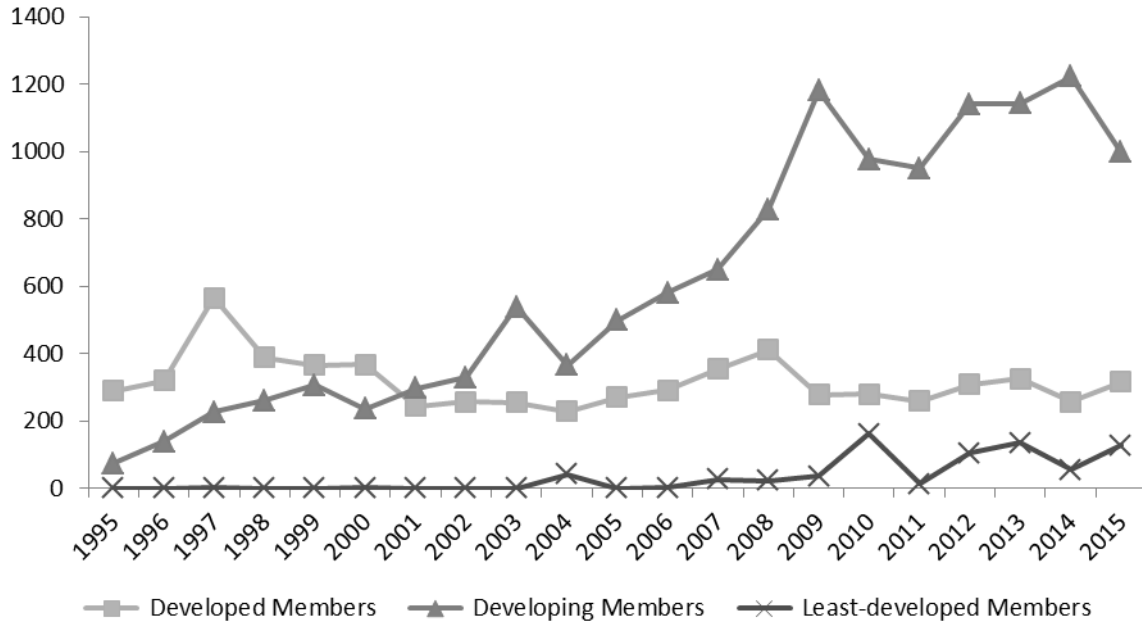
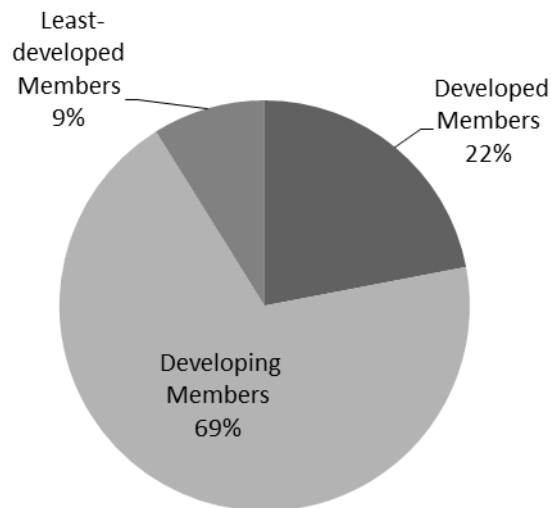


Chart 8: New notifications, by development status, 2015



¹³ The LDC which has notified most (new notifications) since 1995 is Uganda (532). Other LDCs notify much less frequently: Tanzania (44), Zambia (46), Rwanda (37) and Yemen (29). All other LDCs have submitted 12 or fewer new notifications since 1995.

3.11. The number of new notifications submitted by Members grouped by region is presented in Chart 9 and Chart 10. More than half the new notifications in 2015 were submitted by Members from Middle East and Asian regions (Chart 9). Compared to the previous year, Members in the South and Central America and Caribbean region decreased their level of new notifications in 2015 (Chart 9) due, in particular, to fewer notifications from Ecuador. Growth in the number of new notifications submitted by Members in the Middle East region is one driver of the overall increase in new notifications since 2009 (Chart 10). While the share of notifications of the Middle East region has again decreased since its peak in 2013 (489), Chart 9 and 10 also indicate the increasing engagement of Asia, catching up with the Middle East region, both holding a share of 26% in 2015.

Chart 9: Distribution of new notifications by region, 2015

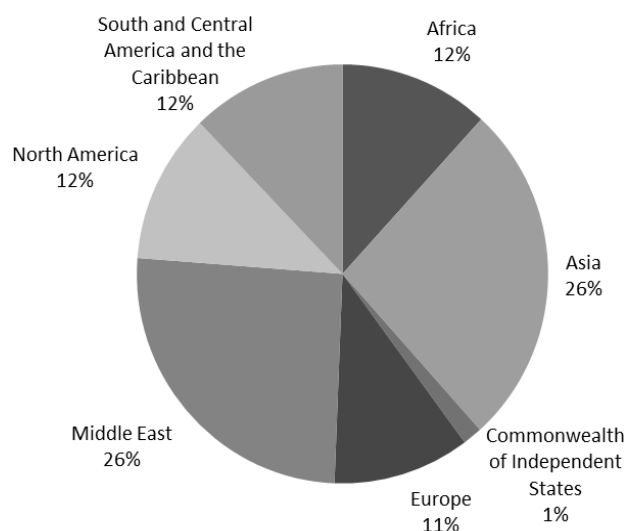
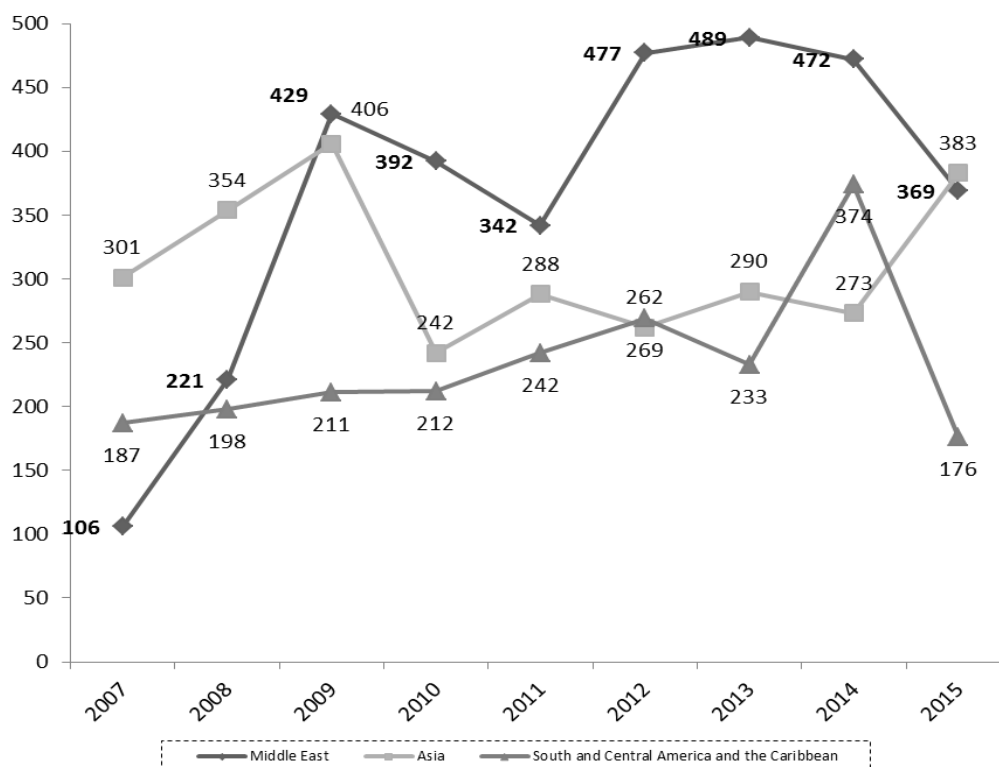


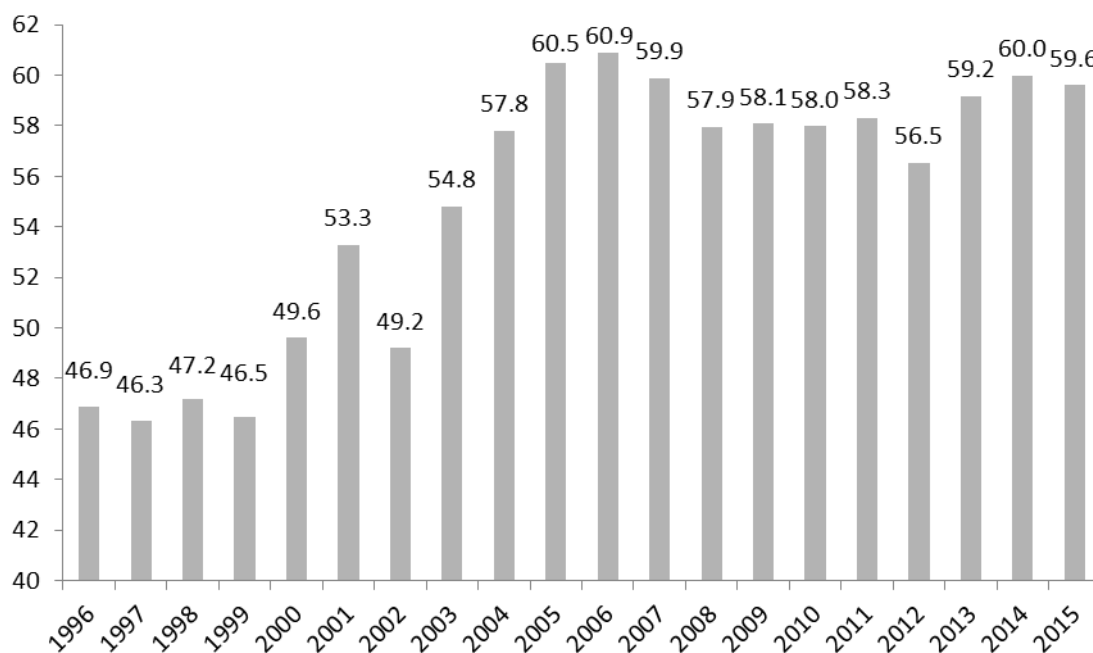
Chart 10: Number of new notifications by selected region, 2007-2015



3.1.4 Comment period provided in notifications

3.12. The Committee has recommended that the normal time-limit for presentation of comments on notified technical regulations and conformity assessment procedures should be 60 days, and that any Member able to provide more than 60 days (such as 90 days) is encouraged to do so.¹⁴ In 2015, Members on average provided 59.6 days for comments in the 1,329 cases where notifications specified a comment period (Chart 11). In total, 113 notifications did not specify a comment period, stated it as non-applicable, or had a comment period which had lapsed.

Chart 11: Average number of days allowed for comments, 1996-2015¹⁵



¹⁴ G/TBT/1/Rev.12, Section 4.3.1.6, page 23-24.

¹⁵ This chart covers only those notifications that specify a comment period. The chart does not take into account notifications where the comment period was not specified, was stated as non-applicable, or had lapsed at the time of circulation ("lapsed" means that the deadline for comments stated on the notification was earlier than the date of circulation of the notification).

3.1.5 Online submission of notifications (TBT NSS)

3.13. In 2015, a total of 1,034 notifications were submitted through the online TBT NSS by 26 Members representing 52% of the annual notification volume (Table 1). Online submission has facilitated the submission and processing of notifications, leading to more rapid circulation and increasing the time available to Members to submit comments on notifications of interest. The Secretariat continued to prioritize processing of notifications received through the TBT NSS during 2015.¹⁶

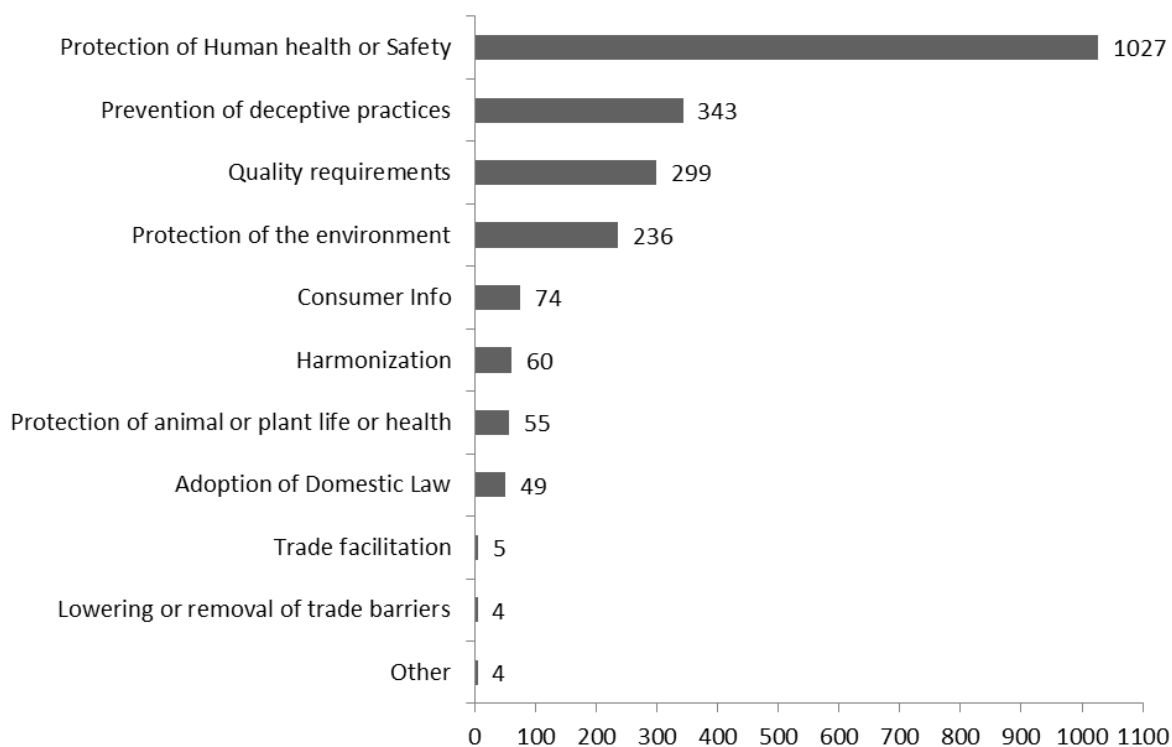
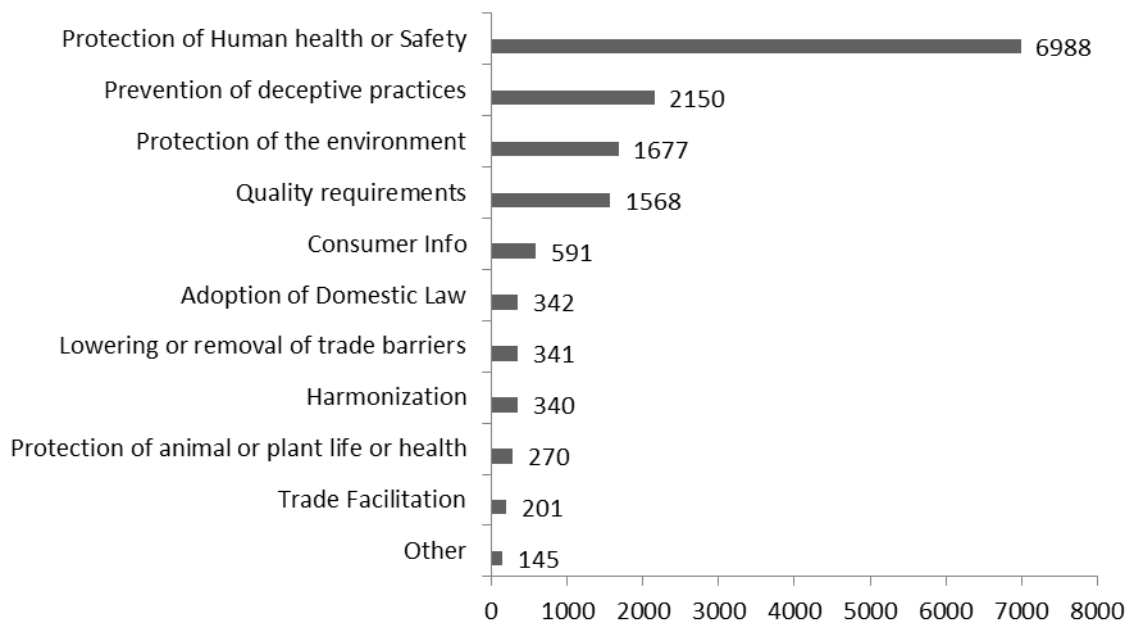
Table 1: Members submitting notifications through TBT NSS, 2015

Member	Total TBT notifications submitted through TBT NSS
United States	280
Brazil	111
Uganda	100
European Union	78
China	78
Korea	71
Canada	49
Japan	37
Czech Republic	33
Chinese Taipei	32
South Africa	27
United Arab Emirates	25
Indonesia	17
Israel	15
Thailand	15
Turkey	13
Kenya	12
Malaysia	12
Ukraine	10
Switzerland	7
United Kingdom	4
Sweden	2
India	2
Zambia	2
Bolivia	1
Denmark	1
Total	1,034

3.1.6 Stated objectives of notifications

3.14. Chart 12 shows that amongst the 1,438 new notifications received in 2015, the objective of protection of human health or safety was predominately cited by Members, followed by: prevention of deceptive practices and consumer protection; quality requirements; and protection of the environment. The increasing prominence of the objective of quality requirements is no longer consistent with the overall trend since 1995 (Chart 13) that places the protection of the environment as third most common objective. The section "other" summarizes a range of objectives including cost saving and increasing productivity, national security and not specified as these objectives have all together been mentioned only four times.

¹⁶ For access to the TBT NSS, please contact tbtcss@wto.org.

Chart 12: Notifications by objective, 2015¹⁷**Chart 13: Notifications by objective, 1995-2015¹⁹**

¹⁷ The objectives as indicated by Members in Item 7 of the new notification template (see: G/TBT/1/Rev.12, page 51). Notifications may cite multiple objectives.

3.1.7 Other TBT Notifications

3.1.7.1 Notifications under Article 10.7

3.15. In 2015, five agreements were notified under Article 10.7, each between the US and another Member. The other Members were Switzerland, Japan, Canada, Korea and the EU. Since the entry into force of the TBT Agreement, Members have submitted 144 notifications under Article 10.7 along with 6 corrigenda.

3.1.7.2 Notifications under Article 15.2

3.16. In 2015, eight notifications were made under Article 15.2 of the TBT Agreement with respect to measures in existence or taken to ensure the implementation and administration of the TBT Agreement. The Seychelles and Senegal notified for the first time under Article 15.2, while Ukraine, Colombia, Sri Lanka, Trinidad and Tobago, Rwanda and Kenya submitted revised statements.¹⁸

3.1.7.3 Notifications under the Code of Good Practice for the preparation, adoption and application of standards ("Code of Good Practice")

3.17. In 2015, Myanmar notified acceptance of the Code of Good Practice, and no standardizing body withdrew. Since the entry into force of the Agreement and through December 2015, 165 standardizing bodies from 126 Members have notified acceptance of the Code of Good Practice.¹⁹ Document G/TBT/CS/2/Rev.21 contains a list, by Member, of standardizing bodies that have accepted the Code of Good Practice since 1 January 1995 through December 2015.²⁰

3.2 Specific Trade Concerns (STCs)

3.18. Since its first meeting, Members have used the TBT Committee as a forum to discuss trade issues related to technical regulations, conformity assessment procedures and standards, prepared, adopted and applied by other Members. These discussions are referred to as "specific trade concerns" (STCs) and relate either to proposed measures, or to measures currently in force. TBT Committee meetings afford Members the opportunity to review STCs in a multilateral setting, to seek further information and clarification on the measures in question, and to work towards mutually acceptable solutions.

3.2.1 Trends in STCs

3.19. In 2015, 37 new STCs were raised, which is ten less than in the previous year (Chart 14).²¹ In addition, 49 previously raised STCs were discussed during the year, the second highest number in any given year since 1995. (Annex B contains a full list; Annex C provides details on new STCs raised in 2015). Overall, 86 STCs were discussed in 2015, second only to 2012.

¹⁸ The full list of statements of Members having submitted a statement on implementation and administration of the TBT Agreement under Article 15.2 (since January 1995) is contained in document G/TBT/GEN/1/Rev.13. The new statements were received from Tajikistan (G/TBT/2/Add.112) and Mali (G/TBT/2/Add.113). Ukraine (G/TBT/2/Add.100/Rev.3), Switzerland (G/TBT/2/Add.7/Rev.2) and Canada (G/TBT/2/Add.6/Rev.3) submitted a revision to their statements.

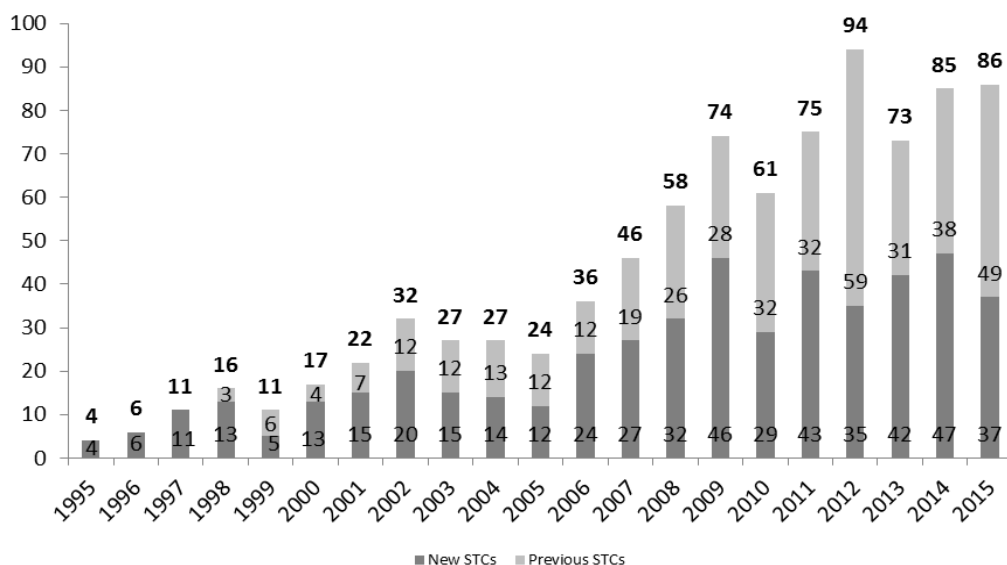
¹⁹ Notifications of acceptance of the Code by standardizing bodies of Members are contained in documents G/TBT/CS/N/1-183.

²⁰ The ISO/IEC Information Centre prepares the WTO TBT Standards Code Directory which lists all standardizing bodies that have notified their acceptance of the Code. See:

<http://www.standardsinfo.net/info/inttrade.html>

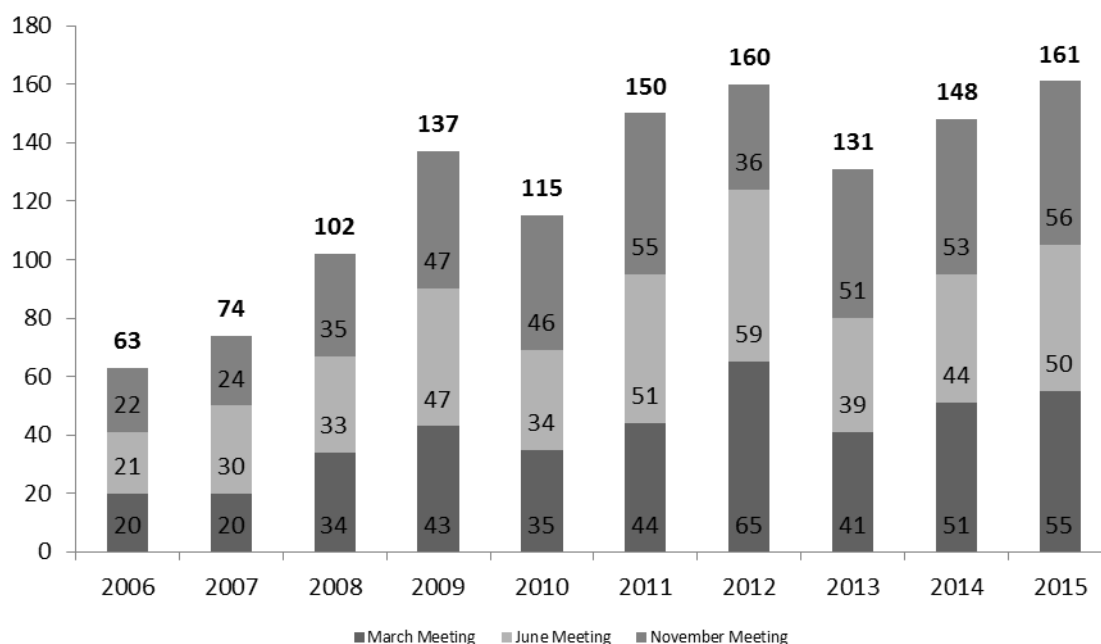
²¹ More detail on specific trade concerns raised in the TBT Committee is available through the TBT IMS (<http://tbtime.wto.org>).

Chart 14: STCs raised, 1995-2015



3.20. Chart 15 illustrates, in a different way, the number of STCs discussed at each Committee meeting over the past ten years. The figures in Chart 15 are greater than those in Chart 14, since the latter only counts a "previously raised" STC *once* even though it may have been raised at all three regular meetings of any given year.²² Chart 16 shows that the total number of STCs discussed annually has grown significantly between 2006 and 2015 (from 63 to 161). This upward trend has meant that the Committee has used an increased amount of meeting time discussing STCs (only around 21 STCs were discussed per meeting in 2006 while that figure was 54 in 2015). Overall, 2015 marks the year when the most STCs (both new and previously raised) have been discussed since 1995.

Chart 15: STCs discussed per committee meeting, 2006-2015



²² In other words, in Chart 14 if the same STC is raised at multiple Committee meetings during the year, it is counted as only one STC. In Chart 15, an STC is counted each time it is raised at a Committee meeting – this figure thus more accurately reflects the time used by the Committee to discuss STCs.

3.2.2 Members' engagement in STCs

3.21. The Members that most frequently raised STCs in 2015 were the US, Canada and the EU, following the general trend since 1995 (Chart 16 and Chart 17). In Chart 16, the number of previous concerns indicates the overall number of times a Member has re-raised concerns (consistent with the approach of Chart 15). Thus, a concern can be re-raised three times per year, in the March, June and/or November meetings. In 2015, the EU and the US both raised most new and previous concerns with 82 each. Some Members were more active in raising previous concerns, for instance, Mexico reverted to 33 previously raised STCs but raised only 1 new STC.

Chart 16: Members most frequently raising STCs, 2015²³

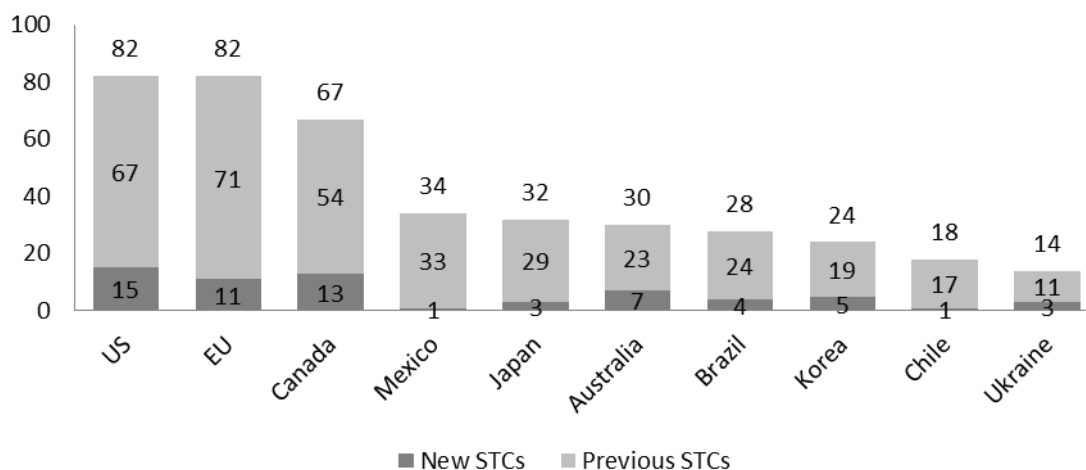
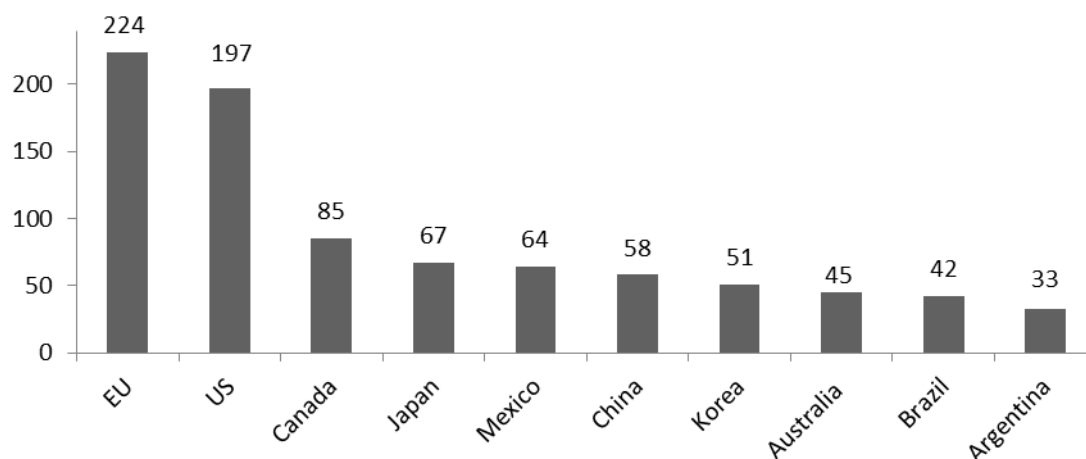


Chart 17: Members most frequently raising new STCs, 1995-2015²⁴



²³ This chart indicates the number of new and previous STCs in respect of which a Member has expressed concern (e.g. the US expressed concern with respect to 15 different new STCs, and 67 previous STCs, in 2015. The previous STCs can be raised more than once). This chart includes only those Members that have raised concern with respect to a total of more than 14 STCs during the year. More than one Member may raise concerns (new or previous) about the same STC.

²⁴ This chart indicates the number of STCs in respect of which a Member has expressed concern (e.g. the EU expressed concern with respect to 224 different STCs from 1995-2015). This chart includes only those Members that have raised concern with respect to thirty-three or more STCs during the period in question.

3.2.3 Members subject to STCs

3.22. Between the years 1995-2015, measures of the EU, China and the US have been most frequently subject to concerns raised by other Members. In 2015, China and the EU were subject to the highest number of STCs. This marks a change compared to the previous year in which Ecuador (11) and Russia (6) were subject to a significant number of STCs (Chart 18 and Chart 19). 2015 therefore picks up the trend of previous years.

Chart 18: Members most frequently subject to STCs, 2015²⁵

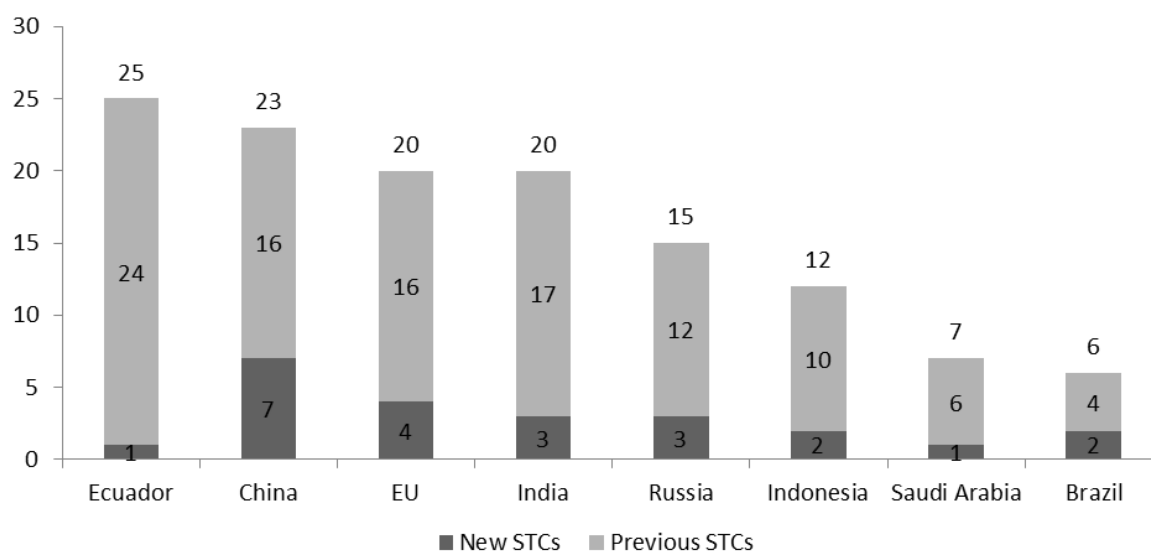
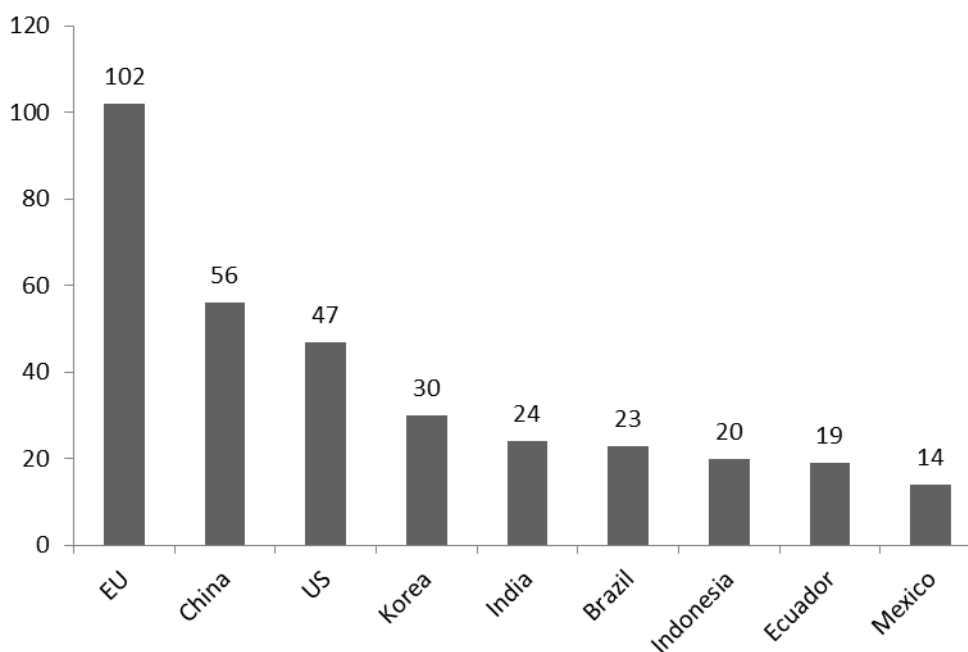


Chart 19: Members most frequently subject to new STCs, 1995-2015²⁶



²⁵ This chart indicates the number of times that a Member was subject to a STC raised by one or more Member(s). This chart includes only those Members subject to a total of six new and previous STCs or more during 2015. Countries can be subject to previous STCs more than once per year.

²⁶ This chart indicates the number of times that a Member was subject to a STC raised by one or more Member(s). This chart includes only those Members subject to 14 STCs or more between 1995-2015.

3.2.4 STCs by region and development status

3.23. Members that have raised or been subject to STCs in the TBT Committee grouped by region and development status are presented in Chart 20 to Chart 23. Members from the Asia and the North American regions raise most STCs, whereas Members from South and Central America and the Caribbean region as well as Europe have been most often subject to STCs (Chart 20 and Chart 21). In 2015, Members in Asia were subject to 17 STCs, the most of any regional group (Chart 20). Members from Africa, Commonwealth of Independent States (CIS) and Middle East regions are less frequently subject to and active in raising STCs. Historically, North America, Europe and Asia have been most active in raising STCs, while Asia is most often subject to STCs.

Chart 20: Subject to STCs by region, 2015²⁷

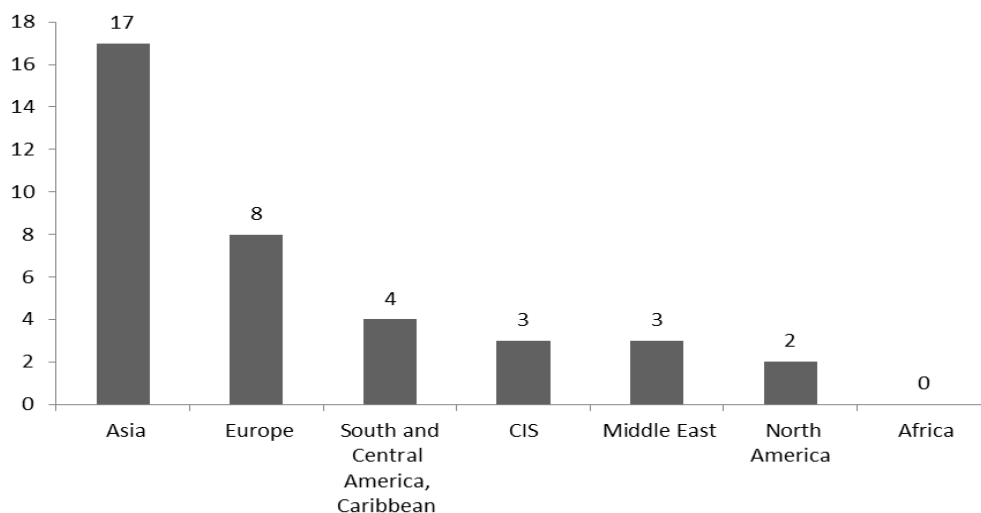
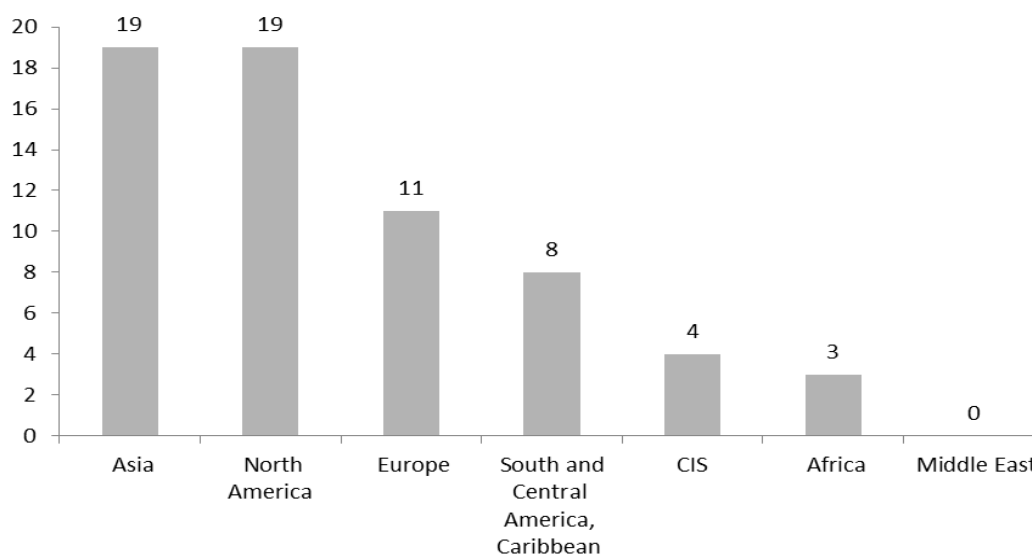


Chart 21: STCs raised by region, 2015



3.24. Since 1995, developed Members have raised the majority of STCs. This is also valid for 2015 (Chart 22). Since 1995, as well as in 2015, developing Members were more frequently subject to STCs (Chart 23). No measures of LDC Members have been subject to STCs (Chart 23).

²⁷ "Subject to STCs" indicates that a measure of a Member in a given region has been subject to a STC raised by one or more Member(s). Note that this category totals to 37, reflecting the breakdown of the 37 new STCs raised in 2015, by region of the Member that was subject to the STC. "STCs Raised" indicates the number of times that a Member in a given region raised concern with respect to a STC in 2015. A given STC may be raised by several Members.

Chart 22: STCs raised, by development status, 1995-2015²⁸

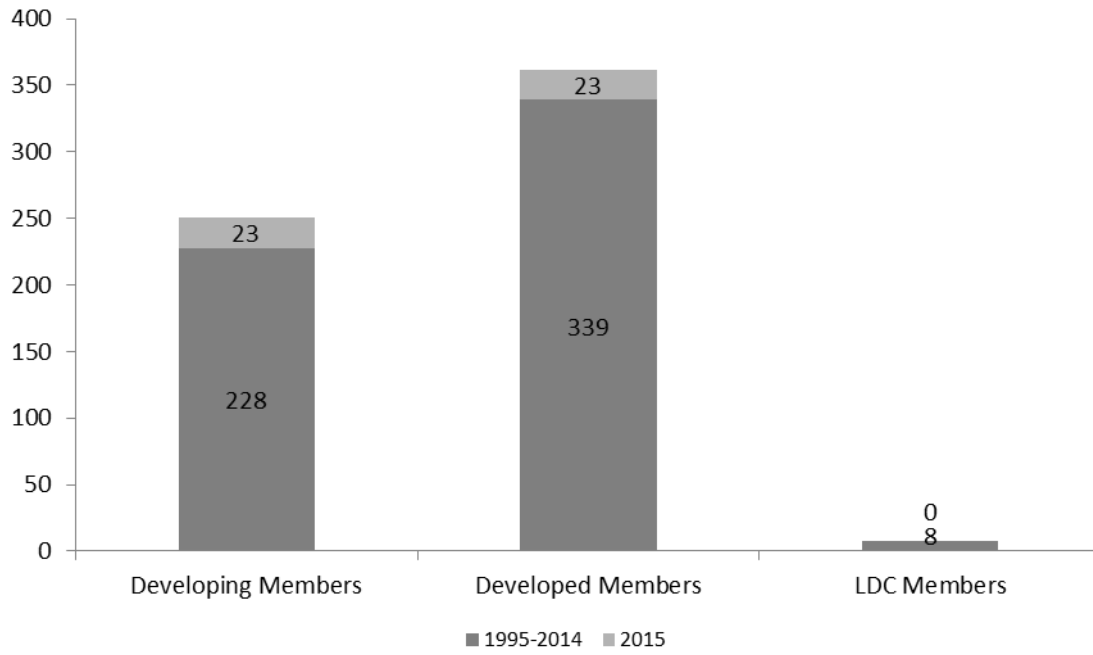
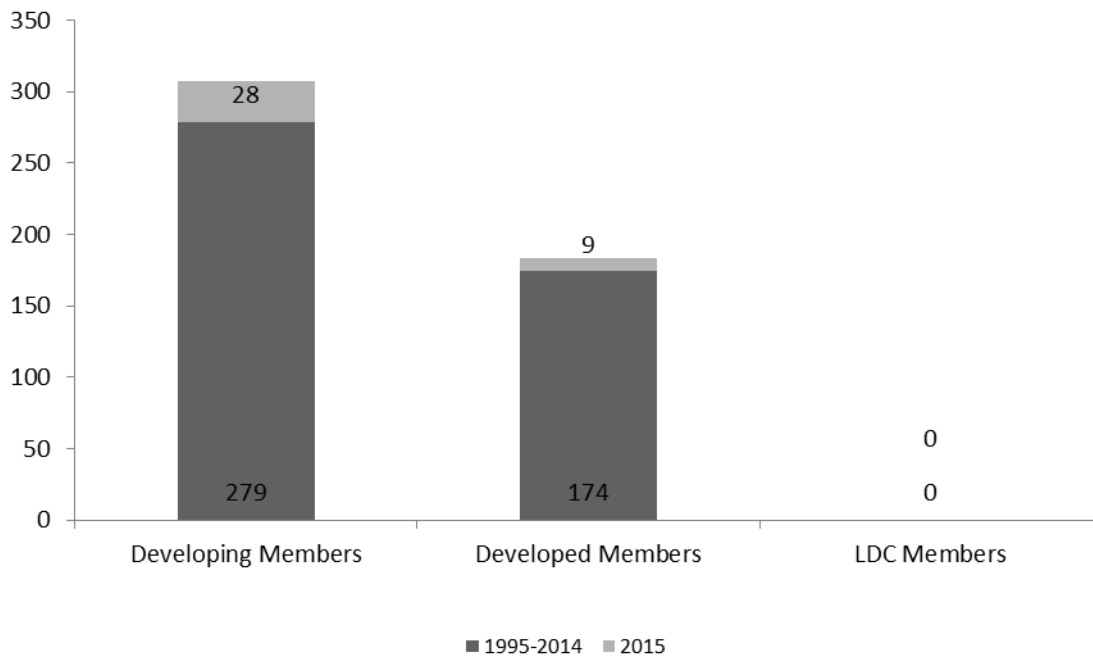


Chart 23: Subject to STCs, by development status, 1995–2015

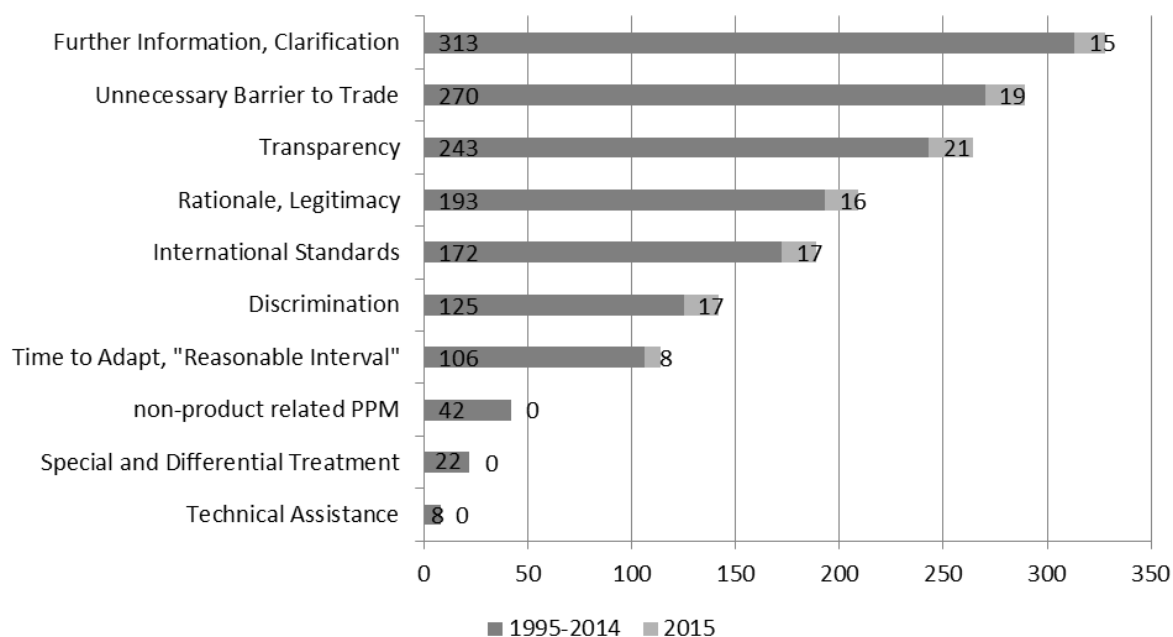


²⁸ "STCs Raised" indicates the number of times that a Member of a given development status raised a concern with respect to a STC. A given STC may be raised by several Members.

3.2.5 Types of concerns raised in STCs

3.25. In 2015 the most frequently invoked concerns by Members in their statements in the Committee were those relating to transparency, slightly different from the long term trend (Chart 24). Issues relating to further information or clarification about the measure at issue and to the avoidance of unnecessary barriers to trade were also frequent, as were concerns about the rationale for measures, the use of relevant international standards as well as issues of discrimination.

Chart 24: Types of concerns raised, 1995-2014, and 2015²⁹

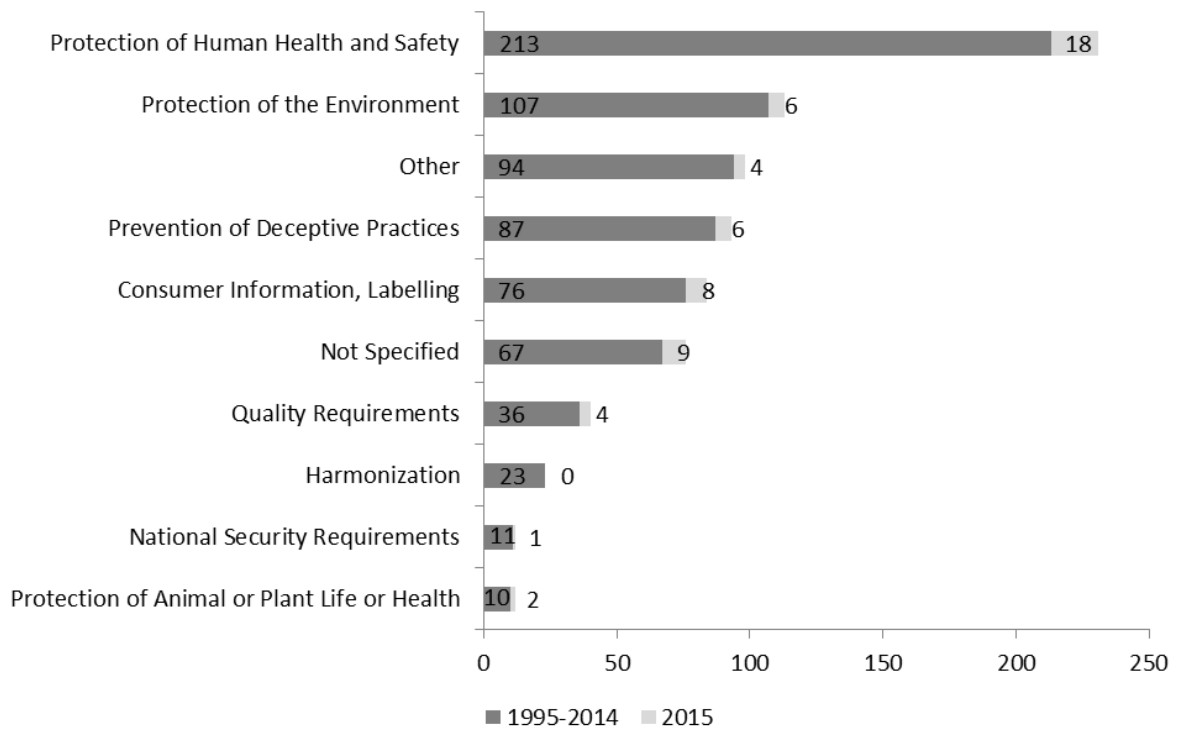


3.2.6 Stated objectives of measures subject to STCs

3.26. Information about the stated objective of measures subject to STCs may be derived from the notification itself, or through the discussion of the particular measure in the Committee. Since 1995, the most commonly stated objectives of measures raised as STCs relate to the protection of human health and safety. This was also valid for 2015 (see Chart 25). Protection of the environment, an objective cited in many measures raising concern since 1995, was cited less frequently in 2015 whereas the categories prevention of deceptive practices and consumer information, labelling were stated more frequently. The category 'other' (in Chart 25) covers a wide range of stated objectives including trade facilitation, enhancing the effectiveness of conformity assessment, or avoiding entry of illegal products. For some STCs, the objective is not readily apparent from discussions and there is no notification; these stated objectives have been classified as "not specified".

²⁹ For each specific trade concern covered there may be more than one type of concern raised.

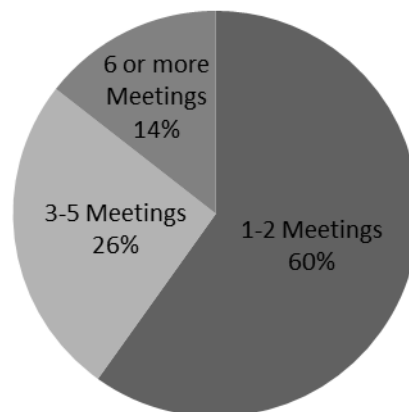
Chart 25: Stated objectives for the measures raised as STCs, 1995-2014, and 2015³⁰



3.2.7 Frequency – the number of times a given STC is raised in the Committee

3.27. Most STCs (60%) have been raised at one or two Committee meetings. Some (26%) have been raised between three and five times in Committee meetings, while a small number (14%) have been raised at 6 or more meetings (Chart 26), and have been the agenda of the Committee for several years.

Chart 26: Frequency of STCs (number of meetings raised), 1995-2015



³⁰ For each specific trade concern there may be more than one stated objective.

3.2.8 Relationship between notifications and STCs

3.28. Chart 27 illustrates the relationship between the number of new notifications and new STCs raised each year. In 2015, far more STCs than usual were raised for measures that were not notified as only 49% of STCs discussed relate to notified measures. This is far below the overall share since 1995 of 68% (Chart 28).

Chart 27: Trends in notifications and STCs

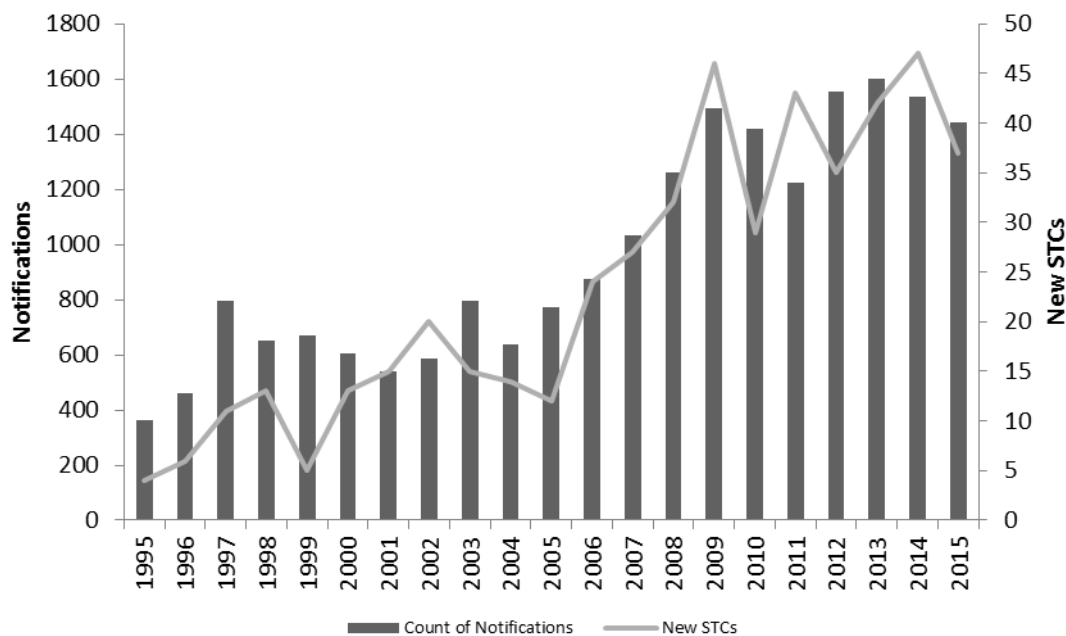
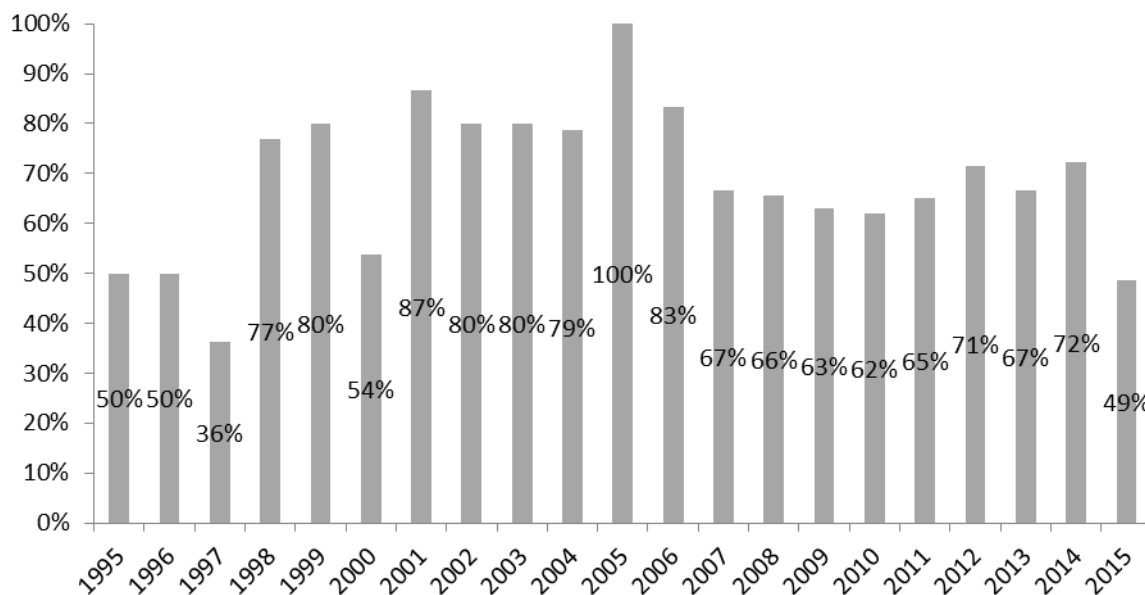
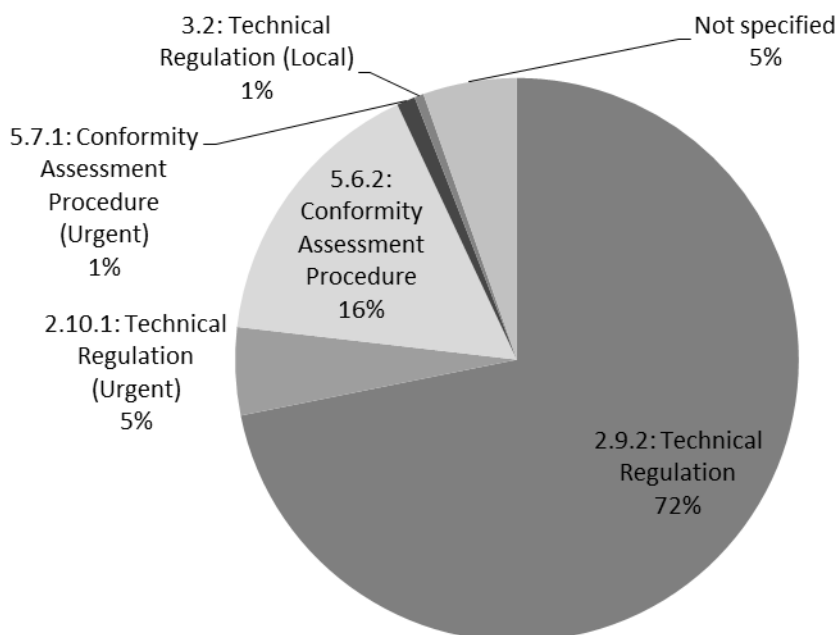


Chart 28: New STCs discussed related to notified measures



3.29. Of those STCs that relate to notified measures, measures notified as technical regulations (Article 2.9.2) have been most frequently discussed (Chart 29).

Chart 29: Measures raised in STCs, 1995-2015 by frequency³¹

4 DISPUTES INVOLVING PROVISIONS OF THE TBT AGREEMENT

4.1. Since 1995, 51 disputes have cited the TBT Agreement in their respective requests for consultations, the first formal step to initiate a WTO case. In 2015, one such consultation request was lodged concerning Russian Federation measures affecting the importation of certain railway equipment.³² Other developments during the year included:

- the circulation of two Appellate Body reports reviewing two compliance panel rulings with respect to the following TBT disputes: US country of origin labelling regulations for meats (the "COOL dispute");³³ and, US measures on canned tuna labelling;³⁴
- The DSB's authorization that Mexico and Canada could, in the context of the COOL dispute, suspend the application to the US of tariff concessions ("retaliate") in the goods sector in annual amounts of, respectively, USD 227,758 million and CAD 1,054,729 million, in conformity with the Arbitrator's Decisions that were also circulated in 2015;³⁵ and
- The establishment by the DSB of a Panel concerning certain Indonesian measures affecting exports of chicken meat and products.³⁶

5 TECHNICAL ASSISTANCE

5.1. Similar to 2014, in 2015 the Secretariat continued to significantly increase its TBT-related technical assistance ("TA") activities. This is consistent with the fact that demand for TA in the TBT area has grown substantially over the last few years. During 2015, the WTO Secretariat organized, or otherwise participated in, a total of **37** TBT-related TA activities in various formats. Compared

³¹ Some measures have been notified both as technical regulations and conformity assessment procedures, and some concerns have been raised against multiple notified measures. Chart 31 counts each time an Article cited in a notified measures is raised as an STC.

³² https://www.wto.org/english/tratop_e/dispu_e/cases_e/ds499_e.htm

³³ https://www.wto.org/english/tratop_e/dispu_e/cases_e/ds384_e.htm

³⁴ https://www.wto.org/english/tratop_e/dispu_e/cases_e/ds381_e.htm

³⁵ https://www.wto.org/english/tratop_e/dispu_e/cases_e/ds384_e.htm

³⁶ https://www.wto.org/english/tratop_e/dispu_e/cases_e/ds484_e.htm

to 2014 and 2013, there was a notable increase in the demand for, and delivery of, national TBT activities.³⁷ Demand to joint TBT-SPS workshops has also significantly increased in 2015.³⁸

5.2. **18** of all TA activities carried out in 2015 were national, regional and Geneva-based workshops that were organized specifically on the TBT Agreement and hosted by various developing country members or observers.³⁹ These included, in particular, 2 regional workshops⁴⁰, 13 national workshops⁴¹ as well as one Geneva-based advanced course (see next paragraph 4.3). The programmes were designed to assist participating economies to consolidate knowledge of the principles and disciplines of the TBT Agreement, discuss implementation-related challenges and better engage in the work of the TBT Committee. Particular emphasis was put on transparency and national coordination. Around half of these national and regional TBT-specific activities also covered the SPS Agreement and were organized in cooperation with the Secretariat experts responsible for that area. In total, participants from 61 WTO members or observers (including 32 LDCs), covering all regions of the world, benefited from TBT-specific technical assistance activities in 2015.⁴²

5.3. The Advanced Course on the TBT Agreement, organized jointly by the Trade and Environment Division and the Institute for Training and Technical Cooperation (ITTC), took place in Geneva from 9 to 20 March 2015. A total of 24 funded participants, involved at a technical or policy level with the implementation of the TBT Agreement, attended the course. In addition to covering the provisions of the TBT Agreement (and related Agreements) and the functions/procedures of the TBT Committee in a comprehensive manner, this interactive course allowed participants to share national experiences on implementation issues. In particular, each participant, with the guidance of coaches, prepared an action plan to address a specific TBT-related implementation challenge they had identified in their country. The goal of the course was to encourage individuals to take a leadership role in making a difference despite various institutional and/or resource constraints they may face at the national level. Participants had to report back periodically on the implementation of their action plans. For those who fulfilled this requirement, a follow up course will take place in Geneva in March 2016.

5.4. Additionally, during the course of 2015, a total of **19** TBT modules were delivered as part of the programme of various broader WTO TA activities, mostly in the context of Geneva-based and regional Trade Policy Courses. In total, participants from 114 WTO Members or observers benefited from these activities in 2015 (including 28 from LDCs), covering all regions of the world.

5.5. Finally, in 2015, three distance learning courses specifically on the TBT Agreement were held. A total of 201 participants successfully completed these courses (124 participants in English, 45 participants in French, and 32 participants in Spanish).⁴³

³⁷ 13 national TBT workshops were delivered in 2015, compared to 10 in 2014 and 7 in 2013.

³⁸ In 2015, around half of the TBT-specific regional and national workshops covered both the TBT and SPS Agreements. In particular, the majority of the national workshops delivered in 2015 (7 out of 13) covered both Agreements, as opposed to just 3 (out of 10) in 2014.

³⁹ Including 2 *sui generis* multi-regional TBT workshops.

⁴⁰ These 2 regional workshops, which also covered the SPS Agreement, were held in: Kenya (for African members of IGAD – Intergovernmental Authority on Development) and Thailand (for the Asian-Pacific regions, in cooperation with the UNESCAP).

⁴¹ These 13 national workshops were held in: Algeria (joint TBT and SPS), Ecuador, Gambia (joint TBT and SPS), Guatemala, Honduras, Malaysia, Mexico (joint TBT and SPS), Myanmar (joint TBT and SPS), Oman (joint TBT and SPS), Peru, Sudan (joint TBT and SPS), Trinidad and Tobago (joint TBT and SPS), and Ukraine.

⁴² Among the 49 LDCs designated by the United Nations, 34 have become WTO members while another nine are negotiating to join the WTO.

⁴³ The TBT-online course is addressed to government officials from Members and Observers and covers all aspects of the TBT Agreement. The TBT online course is available throughout the year in all three languages. While the WTO E-Learning material is freely available in the WTO E-Learning website, participants have to register and submit a nomination form in order to participate in a monitored course, access the exam module and obtain a WTO certificate. More information can be obtained at <http://ecampus.wto.org/>.

ANNEXES

A. Notifications by Member, 1995-2015

Members	Number of notifications made in 2015	Addenda and Corrigenda 2015	Revisions 2015	Total Notifications 2015	Total number of notifications made since 1995
Albania	11	0	0	11	77
Angola	0	0	0	0	0
Antigua and Barbuda	0	0	0	0	0
Argentina	12	12	0	24	567
Armenia	0	0	0	0	78
Australia	1	0	0	1	209
Austria	0	0	0	0	4
Bahrain, Kingdom of	48	1	0	49	436
Bangladesh	0	0	0	0	0
Barbados	0	0	0	0	10
Belgium	0	0	0	0	210
Belize	0	0	0	0	5
Benin	0	0	0	0	2
Bolivia, Plurinational State of	1	0	0	1	25
Botswana	0	0	0	0	38
Brazil	41	71	3	115	1325
Brunei Darussalam	0	0	0	0	2
Bulgaria	0	0	0	0	0
Burkina Faso	0	0	0	0	0
Burundi	0	0	0	0	1
Cabo Verde	0	0	0	0	0
Cambodia	0	0	0	0	3
Cameroon	0	0	0	0	8
Canada	37	10	2	49	903
Central African Republic	0	0	0	0	10
Chad	0	0	0	0	0
Chile	35	1	0	36	487
China	97	3	6	106	1238
Colombia	4	13	0	17	578
Congo	0	0	0	0	3
Costa Rica	6	3	0	9	213
Côte d'Ivoire	0	0	0	0	0
Croatia	0	0	0	0	39
Cuba	0	0	0	0	20
Cyprus	0	0	0	0	1

Members	Number of notifications made in 2015	Addenda and Corrigenda 2015	Revisions 2015	Total Notifications 2015	Total number of notifications made since 1995
Czech Republic	12	22	0	34	359
Democratic Republic of the Congo	0	0	0	0	0
Denmark	1	0	0	1	252
Djibouti	0	0	0	0	0
Dominica	2	0	0	2	13
Dominican Republic	2	0	0	2	268
Ecuador	32	94	0	126	849
Egypt	45	16	2	63	146
El Salvador	4	0	0	4	266
Estonia	0	0	0	0	11
European Union	75	4	0	79	1253
Fiji	0	0	0	0	1
Finland	1	0	0	1	75
France	6	0	0	6	231
Gabon	2	0	0	2	2
Georgia	4	0	0	4	92
Germany	0	0	0	0	23
Ghana	0	0	0	0	12
Greece	0	0	0	0	0
Grenada	0	0	0	0	17
Guatemala	0	0	0	0	108
Guinea	0	0	0	0	1
Guinea-Bissau	0	0	0	0	0
Guyana	0	0	0	0	20
Haiti	0	0	0	0	1
Honduras	1	0	0	1	96
Hong Kong, China	2	0	0	2	91
Hungary	1	0	0	1	32
Iceland	0	0	0	0	2
India	6	2	0	8	114
Indonesia	12	5	0	17	198
Ireland	0	0	0	0	2
Israel	12	3	0	15	993
Italy	1	0	0	1	27
Jamaica	8	0	0	8	85
Japan	36	2	0	38	788
Jordan	0	0	0	0	48
Kazakhstan	0	0	0	0	0
Kenya	11	1	2	14	467

Members	Number of notifications made in 2015	Addenda and Corrigenda 2015	Revisions 2015	Total Notifications 2015	Total number of notifications made since 1995
Korea, Republic of	75	5	0	80	765
Kuwait, the State of	51	2	0	53	320
Kyrgyz Republic	0	0	0	0	33
Lao People's Democratic Republic	0	0	0	0	1
Latvia	0	0	0	0	32
Lesotho	0	0	0	0	0
Liechtenstein	0	0	0	0	0
Lithuania	2	0	0	2	30
Luxembourg	0	0	0	0	0
Macao, China	0	0	0	0	6
Madagascar	0	0	0	0	0
Malawi	0	0	0	0	0
Malaysia	11	0	1	12	230
Maldives	0	0	0	0	0
Mali	0	0	0	0	2
Malta	0	0	0	0	0
Mauritania	0	0	0	0	0
Mauritius	0	0	1	1	5
Mexico	20	30	0	50	813
Moldova, Republic of	6	0	0	6	31
Mongolia	0	0	0	0	6
Montenegro	0	0	0	0	0
Morocco	0	0	0	0	26
Mozambique	0	0	0	0	9
Myanmar	1	0	0	1	2
Namibia	0	0	0	0	0
Nepal	0	0	0	0	4
Netherlands	0	0	0	0	632
New Zealand	2	0	0	2	132
Nicaragua	1	1	0	2	171
Niger	0	0	0	0	0
Nigeria	3	0	0	3	4
Norway	1	0	0	1	88
Oman	42	1	0	43	246
Pakistan	35	0	0	35	92
Panama	0	0	0	0	86
Papua New Guinea	0	0	0	0	1
Paraguay	4	3	0	7	102
Peru	18	0	0	18	95

Members	Number of notifications made in 2015	Addenda and Corrigenda 2015	Revisions 2015	Total Notifications 2015	Total number of notifications made since 1995
Philippines	6	0	0	6	258
Poland	0	0	0	0	8
Portugal	0	0	0	0	1
Qatar	52	1	0	53	459
Romania	0	0	0	0	94
Russian Federation	5	0	0	5	46
Rwanda	0	0	0	0	41
Saint Kitts and Nevis	0	0	0	0	0
Saint Lucia	0	0	0	0	51
Saint Vincent and the Grenadines	0	0	0	0	13
Samoa	0	0	0	0	0
Saudi Arabia, Kingdom of	83	0	0	83	916
Senegal	0	0	0	0	12
Seychelles	0	0	0	0	0
Sierra Leone	0	0	0	0	0
Singapore	3	0	0	3	45
Slovak Republic	0	0	0	0	54
Slovenia	1	0	0	1	104
Solomon Islands	0	0	0	0	0
South Africa	9	13	7	29	308
Spain	0	0	0	0	69
Sri Lanka	0	1	0	1	48
Suriname	1	0	0	1	1
Swaziland	0	0	0	0	1
Sweden	2	0	0	2	228
Switzerland	25	0	0	25	294
Chinese Taipei	34	17	1	52	299
Tajikistan	0	0	0	0	0
Tanzania	0	0	0	0	45
Thailand	31	2	1	34	631
The former Yugoslav Republic of Macedonia	1	0	0	1	9
The Gambia	0	0	0	0	2
Togo	0	0	0	0	2
Tonga	0	0	0	0	0
Trinidad and Tobago	1	1	0	2	129
Tunisia	0	0	0	0	27
Turkey	12	1	0	13	85
Uganda	97	3	0	100	540

Members	Number of notifications made in 2015	Addenda and Corrigenda 2015	Revisions 2015	Total Notifications 2015	Total number of notifications made since 1995
Ukraine	7	2	0	9	154
United Arab Emirates	53	1	0	54	301
United Kingdom	3	1	0	4	51
United States of America	110	173	0	283	2459
Uruguay	4	0	0	4	11
Vanuatu	0	0	0	0	0
Venezuela, Bolivarian Republic of	0	0	0	0	35
Viet Nam	27	2	1	30	86
Yemen	28	0	0	28	28
Zambia	2	0	0	2	46
Zimbabwe	0	0	0	0	0
TOTAL	1438	523	27	1988	25390

B. Summary of STCs Raised in 2015

The following table lists the 86 specific trade concerns raised in the TBT Committee during 2015. The second column contains the name of specific trade concern, and in parentheses, its unique identification number in the online TBT IMS (IMS ID).¹

The specific trade concerns are sorted according to the following criteria, in descending order (first by date, then frequency, then number of Members concerned):

- a. **Date:** date of meeting when the specific trade concern was last raised (in reverse chronological order);
- b. **Frequency:** number of meetings at which the specific trade concern has been raised; and
- c. **Members:** number of Members that have expressed concern about the measure since it was first raised.

	Specific trade concerns	Date	Frequency	Members
1	India – Pneumatic tyres and tubes for automotive vehicles (ID 133) (ID 133)	4 November 2015	28	4
2	China - Provisions for the Administration of Cosmetics Application Acceptance (ID 296) (ID 296)	4 November 2015	16	5
3	India - New Telecommunications related Rules (Department of Telecommunications, No. 842-725/2005-VAS/Vol.III (3 December 2009); No. 10-15/2009-AS-III/193 (18 March 2010); and Nos. 10-15/2009-AS.III/Vol.II/(Pt.)/(25-29) (28 July 2010); Department of Telecommunications, No. 10-15/2009-AS.III/Vol.II/(Pt.)/(30) (28 July 2010) and accompanying template, "Security and Business Continuity Agreement") (ID 274) (ID 274)	4 November 2015	16	4
4	China – Requirements for information security products, including, inter alia, the Office of State Commercial Cryptography Administration (OSCCA) 1999 Regulation on commercial encryption products and its on-going revision and the Multi-Level Protection Scheme (MLPS) (ID 294) (ID 294)	4 November 2015	15	6
5	Russian Federation – Draft on Technical Regulation of Alcohol Drinks Safety (published on 24 October 2011) (ID 332) (ID 332)	4 November 2015	12	8
6	Korea – Regulation on Registration and Evaluation of Chemical Material (ID 305) (ID 305)	4 November 2015	12	6

¹ To access additional information related to an STC enter the IMS ID number into the 'item number' field of the TBT IMS 'specific trade concern' search (<http://tbtime.wto.org/web/pages/search/stc/Search.aspx>).

	Specific trade concerns	Date	Frequency	Members
7	Indonesia - Technical Guidelines for the Implementation of the Adoption and Supervision of Indonesian National Standards for Obligatory Toy Safety (ID 328) (ID 328)	4 November 2015	12	4
8	India – Food Safety and Standards Regulation - Food labelling requirements (ID 298) (ID 298)	4 November 2015	10	8
9	European Union – Draft Implementing Regulations amending Regulation (EC) No. 607/2009 laying down detailed rules for the application of Council Regulation (EC) No 479/2008 as regards protected designations of origin and geographical indications, traditional terms, labelling and presentation of certain wine sector products (ID 345) (ID 345)	4 November 2015	10	6
10	Chile - Proposed amendment to the Food Health Regulations, Supreme Decree No. 977/96 (ID 370) (ID 370)	4 November 2015	9	12
11	India - Electronics and Information Technology Goods (Requirements for Compulsory Registration) Order, 2012 (ID 367) (ID 367)	4 November 2015	9	7
12	Peru — Act to Promote Healthy Eating Among Children and Adolescents (ID 383) (ID 383)	4 November 2015	8	10
13	European Union — Revised Proposal for the Categorization of Compounds as Endocrine Disruptors of 19 February 2013 by DG Environment (ID 393) (ID 393)	4 November 2015	8	9
14	Indonesia – Ministry of Health Regulation 30/2013 on the inclusion of sugar, salt and fat content information, as well as health messages on the label of processed foods (ID 389) (ID 389)	4 November 2015	8	7
15	Ecuador – Resolution No. 116 of the Foreign Trade Committee of Ecuador of 19 November 2013 and Technical Regulation of the Ecuadorian Standardization Institute RTE INEN 022 on the labelling of processed and packaged food products (ID 411) (ID 411)	4 November 2015	6	11
16	Russian Federation – Safety of products for children and adolescents (ID 418) (ID 418)	4 November 2015	6	3
17	India – Labelling Regulations for Canola Oil (ID 413) (ID 413)	4 November 2015	6	2
18	Thailand – Draft Notification of the Alcoholic Beverages Control, Re: Rules, Procedure and condition for Labels of Alcoholic Beverages, issued under B.E. (ID 427) (ID 427)	4 November 2015	5	9
19	Ecuador - Draft Technical Regulation	4 November 2015	5	5

	Specific trade concerns	Date	Frequency	Members
	of the Ecuadorian Standardization Institute (PRTE INEN) No. 189: "Labelling of alcoholic beverages" (ID 433) (ID 433)			
20	China – Regulations for the Supervision and Administration of Medical Devices (Order No. 650 of the State Council) (ID 428) (ID 428)	4 November 2015	5	4
21	Kingdom of Saudi Arabia - Certificate of Conformity (not notified) and GSO marking requirements for toys (ID 435) (ID 435)	4 November 2015	5	3
22	Peru — Implementing Regulations of 14 November 2012 for Moratorium on Planting Genetically Engineered Crops (ID 392) (ID 392)	4 November 2015	5	2
23	Ecuador – Proposed Motor Vehicle Safety Regulatory Requirements (RTE INEN 034) (ID 409) (ID 409)	4 November 2015	4	6
24	Ecuador – Cosmetic products (ID 417) (ID 417)	4 November 2015	4	5
25	Kingdom of Saudi Arabia – Decree of the Saudi Arabian Ministerial Council on the sale and marketing of energy drinks of 4 March 2014 (ID 442) (ID 442)	4 November 2015	4	3
26	Brazil – Draft Technical Resolution nº 69, 9 September 2014, Regarding the Requirement of Describing the Chemical Composition, in Portuguese, in the Label of Personal Hygiene Products, Cosmetics and Perfumes (ID 443) (ID 443)	4 November 2015	4	3
27	Ecuador - (PRTE INEN) No. 111: Energy efficiency. Clothes dryers. Labelling (ID 455) (ID 455)	4 November 2015	4	2
28	European Union – Common Criteria for Information Technology Security Evaluation (Common Criteria) certification in the EU (448) (ID 448)	4 November 2015	4	1
29	China - Administrative Measure on Cosmetics Labelling (AMCL) (ID 456) (ID 456)	4 November 2015	3	5
30	China - Banking IT Equipment Security Regulation (ID 457) (ID 457)	4 November 2015	3	5
31	Indonesia - Regulation of the Minister of Agriculture No. 139/Permentan/PD.4, 10 December 2014, concerning Importation of Carcass, Meat and/or Processed Meat Products into the Territory of the Republic of Indonesia, and Regulation of the Minister of Agriculture No. 02/Permentan/PD.4, 10 January 2015, concerning the Amendment of the Regulation of the Minister for Agriculture No. 139/Permentan/PD.4, 10 December 2014 (ID 461) (ID 461)	4 November 2015	3	4

	Specific trade concerns	Date	Frequency	Members
32	Ecuador - Equivalence Agreement N° 14.241 with the European Union regulations (ID 453) (ID 453)	4 November 2015	3	3
33	Ecuador - Emergency Technical Regulation (RTE) No. 088: "Surface tension agents", of the Ecuadorian Standardization Institute (INEN) G/TBT/N/ECU/117 (ID 458) (ID 458)	4 November 2015	3	1
34	European Union - Proposed modification of Regulation (EC) 1829/2003 referring to genetically modified organisms (ID 464) (ID 464)	4 November 2015	2	7
35	Indonesia - MOI 69/2014 Article 3: LCR Requirements for LTE Devices - Requirement that Domestic Component Level (TKDN) of LTE TDD & FDD broadband services equipment (ID 472) (ID 472)	4 November 2015	2	6
36	Chinese Taipei - GMO Labelling (ID 467) (ID 467)	4 November 2015	2	5
37	China - Registration Fees for Drugs and Medical Device Products (ID 466) (ID 466)	4 November 2015	2	4
38	Colombia - Draft Ministry of Commerce, Industry and Tourism Decree "Restructuring the National Quality Subsystem and amending Decree No. 2269 of 1993" (ID 432) (ID 432)	4 November 2015	2	4
39	Turkey - Toy Communiqué 01/2015 (ID 473) (ID 473)	4 November 2015	2	2
40	Brazil - Draft Ordinance Act N°. 374, 27 November 2014 (Portaria SDA/MAPA 374/2014) Establishes quality requirements for wine and derivatives of grape and wine (ID 470) (ID 470)	4 November 2015	2	1
41	India - Amendments in the import policy conditions applicable to apples (ID 487) (ID 487)	4 November 2015	1	5
42	China - Insurance Regulatory Commission (CIRC) Information and Communication Technology Regulation (ID 489) (ID 489)	4 November 2015	1	4
43	Brazil - Toy Certification; Ordinance No. 89, No. 310 and draft administrative rule No. 321 (ID 478) (ID 478)	4 November 2015	1	3
44	Singapore - Plain Packaging for Tobacco Products (ID 484) (ID 484)	4 November 2015	1	3
45	India - Secondary cells and batteries containing alkaline or other non-acid Electrolytes (ID 482) (ID 482)	4 November 2015	1	2
46	Colombia - Testing Requirements to be met by Toys and their Components and Accessories (ID 479) (ID 479)	4 November 2015	1	2
47	Korea - Standards and Specifications for Wood Products (ID 491) (ID 491)	4 November 2015	1	2

	Specific trade concerns	Date	Frequency	Members
48	European Union - Proposal for a Directive of the European Parliament and of the Council on the Cloning of Animals of the bovine, porcine, ovine, caprine and equine species kept and reproduced for farming purposes (197) and Proposal for a Council Directive on the placing on the market of food from animal clones (198) G/TBT/N/EU/197 and G/TBT/N/EU/198 (ID 492) (ID 492)	4 November 2015	1	2
49	China - Interim Measures for Quality Management of Commercial Coal (ID 477)	4 November 2015	1	2
50	China - Guidance for Notification and Registration for New Chemicals (ID 490) (ID 490)	4 November 2015	1	1
51	Kingdom of Saudi Arabia - Draft for update of the Technical Regulation No. SASO 2857:2014 "Vehicle Tires Rolling Resistance and Wet Grip Requirements" (ID 488) (ID 488)	4 November 2015	1	1
52	European Union - Restriction on Polycyclic Aromatic Hydrocarbons (PAHs) in Tyres as specified in Annex XVII of REACH (ID 480) (ID 480)	4 November 2015	1	1
53	United Arab Emirates - Labelling - Energy efficiency label for electrical appliances (ID 481) (ID 481)	4 November 2015	1	1
54	EU – Withdrawal of equivalence for processed organic products (ID 483) (ID 483)	4 November 2015	1	1
55	Kingdom of Bahrain, State of Kuwait, Kingdom of Saudi Arabia, Qatar - Motor Vehicles: General Requirements "No. GSO 42:2003" (ID 485) (ID 485)	4 November 2015	1	1
56	India - The Stainless Steel Products (Quality Control) Order, 2015 (ID 486) (ID 486)	4 November 2015	1	1
57	Russian Federation - Measure affecting the import of Ukrainian wallpaper (ID 476) (ID 476)	4 November 2015	1	1
58	India – Drugs and Cosmetics Rules 2007 (ID 167) (ID 167)	17 June 2015	20	3
59	Ecuador - Resolution establishing the "General conformity assessment framework for Ecuador" and the "Handbook of procedures to be observed prior to all stages of the customs clearance, marketing and market surveillance of manufactured, imported and marketed goods subject to Ecuadorian technical regulations (ID 398) (ID 398)	17 June 2015	6	9
60	China - Safety Requirement for Lithium Ion Cells and Batteries used in Portable Electronic Equipment (ID 425) (ID 425)	17 June 2015	4	2

	Specific trade concerns	Date	Frequency	Members
61	Ecuador – Certification of Ceramic Tiles II (ID 419) (ID 419)	17 June 2015	3	2
62	European Union – Limits for hexavalent chromium in toys (2009/48/EC) (ID 449) (ID 449)	17 June 2015	3	1
63	Russian Federation - Technical Regulations on Safety of Railway Transport (TR CU No. 002/2011 and No. 003/2011) (ID 460) (ID 460)	17 June 2015	2	1
64	Canada - Tobacco Reduction (Flavored Tobacco Products) Amendment Act, 2013 – Bill 206 (ID 463) (ID 463)	17 June 2015	2	1
65	Norway – Draft amendments to the Tobacco Control Act and the Tobacco Labelling Regulations relating to Standardised Tobacco Products (ID 474) (ID 474)	17 June 2015	1	4
66	China – Technical Specification for Natural Rubber (ID 475) (ID 475)	17 June 2015	1	2
67	France – Ban on BPA in toys (ID 471) (ID 471)	17 June 2015	1	1
68	Chinese Taipei - Additional labelling standard of prefecture of origin for foods from Japan (ID 468) (ID 468)	17 June 2015	1	1
69	Sweden - Chemical Taxation for Certain Electronics (ID 469) (ID 469)	17 June 2015	1	1
70	Russian Federation – Measure affecting import of Ukrainian food salt (ID 465) (ID 465)	17 June 2015	1	1
71	Ireland - Proposal to introduce standardised / plain packaging of tobacco products in Ireland (ID 380) (ID 380)	18 March 2015	5	10
72	Russian Federation – Measure affecting import of Ukrainian confectionary products (ID 399) (ID 399)	18 March 2015	5	1
73	France – Recycling Triman Mark: "Draft Decree on a common set of symbols informing the consumer about recyclable products subject to a system of extended producer responsibility associated with waste sorting instructions" (ID 420) (ID 420)	18 March 2015	4	4
74	Egypt – Bottled water (ID 421) (ID 421)	18 March 2015	4	1
75	United Kingdom – Proposal to introduce plain packaging of tobacco products (ID 424) (ID 424)	18 March 2015	3	10
76	Indonesia – Regulation of Minister of Trade No. 10/M-DAG/PER/1/2014 concerning Amendment of Regulation of Minister of Trade No. 67/M-DAG/PER/11/2013 concerning Affixed Mandatory Label in Indonesian Language for Goods (ID 436) (ID 436)	18 March 2015	3	4
77	European Union – Proposal for a	18 March 2015	3	1

	Specific trade concerns	Date	Frequency	Members
	Directive of the European Parliament and of the Council amending Directive 96/53/EC of 25 July 1996 laying down for certain road vehicles circulating within the Community the maximum authorised dimensions in national and international traffic and the maximum authorised weights in international traffic (COM(2013) 195 final) (ID 434) (ID 434)			
78	Russian Federation – Measure affecting import of Ukrainian dairy products (ID 426) (ID 426)	18 March 2015	3	1
79	Russia - Alcoholic Beverages Storage Technical Conditions Order Number 59n (ID 372) (ID 372)	18 March 2015	2	2
80	Russian Federation – Measure affecting imports of Ukrainian juice products (ID 439) (ID 439)	18 March 2015	2	1
81	Russian Federation – Measure affecting imports of Ukrainian beer products (ID 440) (ID 440)	18 March 2015	2	1
82	China - National Standard of the P.R.C., Safety Technical Specifications for Children's Footwear (ID 444) (ID 444)	18 March 2015	2	1
83	Ecuador - Draft Technical Regulation of the Ecuadorian Standardization Institute (RTE INEN) No. 047: "Metal cable tray, electrical conduit and trunking systems" (ID 454) (ID 454)	18 March 2015	2	1
84	Israel – Resistance to ignition of mattresses, mattress pads, divans and bed bases (ID 447) (ID 447)	18 March 2015	2	1
85	Japan – Wood Use Points Programme (ID 459) (ID 459)	18 March 2015	1	1
86	Mexico – Standard on non-alcoholic and soft drinks (ID 462) (ID 462)	18 March 2015	1	1

C. Overview of new STCs raised in 2015

The following table provides additional detail about the new specific trade concerns raised in 2015.

Member subject to STC ²	STC Title	Stated Objective	Product Coverage	Member(s) raising the concern
Brazil	Draft Ordinance Act N°. 374, 27 November 2014 (Portaria SDA/MAPA 374/2014) Establishes quality requirements for wine and derivatives of grape and wine (ID 470)	Prevention of deceptive practices and consumer pro; Consumer information, Labelling; Quality requirements	Wine and derivatives of grape and wine	EU
Brazil	Toy Certification; Ordinance No. 89, No. 310 and draft administrative rule No. 321 (ID 478)	Protection of Human health or safety	Toys	Canada, US, EU
Canada	Tobacco Reduction (Flavoured Tobacco Products) Amendment Act, 2013 – Bill 206 (ID 463)	Protection of Human health or safety	Flavoured Tobacco Products	Indonesia
China	Administrative Measure on Cosmetics Labelling (AMCL) (ID 456)	Consumer information, Labelling; Prevention of deceptive practices and consumer pro; Protection of Human health or safety	Cosmetics	Canada, Japan, Korea, US, EU
China	Banking IT Equipment Security Regulation (ID 457)	To strengthen the security of the information network and operations management in the banking system	Information Technology Equipment	Australia, Canada, Japan, US, EU
China	Registration Fees for Drugs and Medical Device Products (ID 466)	Protection of Human health or safety	Drugs and medical device products	Australia, Canada, Korea, US
China	Technical Specification for Natural Rubber (ID 475)	n/a	Natural rubber	Indonesia, Malaysia

² Listed in alphabetical order.

Member subject to STC ²	STC Title	Stated Objective	Product Coverage	Member(s) raising the concern
China	Interim Measures for Quality Management of Commercial Coal (ID 477)	Protection of Human health or safety; Protection of the environment; Quality requirements	Coal	Australia, Canada
China	Insurance Regulatory Commission (CIRC) Information and Communication Technology Regulation (ID 489)	National security requirements	ICT; insurance sector	Canada, Japan, US, EU
China	Guidance for Notification and Registration for New Chemicals (ID 490)	Protection of the environment; Protection of Human health or safety	Chemicals	US
Colombia	Testing Requirements to be met by Toys and their Components and Accessories (ID 479)	n/a	Toys	Canada, US
Ecuador	Emergency Technical Regulation (RTE) No. 088: "Surface tension agents", of the Ecuadorian Standardization Institute (INEN) G/TBT/N/ECU/117 (ID 458)	Protection of Human health or safety; Protection of the environment; Prevention of deceptive practices and consumer pro	Soaps; Detergents; Scouring powder.	Mexico
European Union	Proposed modification of Regulation (EC) 1829/2003 referring to genetically modified organisms (ID 464)	Public Interest	Genetically modified food and feed	Argentina, Brazil, Canada, Chile, Paraguay, South Africa, US
European Union	Restriction on Polycyclic Aromatic Hydrocarbons (PAHs) in Tyres as specified in Annex XVII of REACH (ID 480)	n/a	Tyres	China
European Union	Withdrawal of equivalence for processed organic products (ID 483)	Protection of Human health or safety	Organic products	India

Member subject to STC ²	STC Title	Stated Objective	Product Coverage	Member(s) raising the concern
European Union	Proposal for a Directive of the European Parliament and of the Council on the Cloning of Animals of the bovine, porcine, ovine, caprine and equine species kept and reproduced for farming purposes (197) and Proposal for a Council Directive on the placing on the market of food from animal clones (198) G/TBT/N/EU/197 and G/TBT/N/EU/198 (ID 492)	Protection of animal or plant life or health	Live bovine animals, live swine, live sheep and goats, live horses, asses, mules and hinnies, other live animals. All food from animal clones.	Brazil, US
France	Ban on BPA in toys (ID 471)	Protection of Human health or safety	Toys	United States of America
India	Secondary cells and batteries containing alkaline or other non-acid Electrolytes (ID 482)	Protection of Human health or safety	Secondary cells, batteries	Korea, Republic of, United States of America
India	The Stainless Steel Products (Quality Control) Order, 2015 (ID 486)	Protection of Human health or safety; Quality requirements	Stainless steel sheets and strips for utensils	European Union
India	Amendments in the import policy conditions applicable to apples (ID 487)	n/a	Apples	Australia, Chile, New Zealand, US, EU
Indonesia	Regulation of the Minister of Agriculture No. 139/Permentan/PD.4, 10 December 2014, concerning Importation of Carcass, Meat and/or Processed Meat Products into the Territory of the Republic of Indonesia, and Regulation of the Minister of Agriculture No. 02/Permentan/PD.4, 10 January 2015, concerning the Amendment of the Regulation of the Minister for Agriculture No. 139/Permentan/PD.4, 10 December 2014 (ID 461)	Protection of Human health or safety; Protection of animal or plant life or health; Protection of the environment	Meat of bovine; Carcass and/or meat of non bovine, and processed meat	Australia, Brazil, Canada, EU

Member subject to STC ²	STC Title	Stated Objective	Product Coverage	Member(s) raising the concern
Indonesia	MOI 69/2014 Article 3: LCR Requirements for LTE Devices - Requirement that Domestic Component Level (TKDN) of LTE TDD & FDD broadband services equipment (ID 472)	n/a	LTE devices	Australia, Brazil, Canada, Japan, US, EU
Japan	Wood Use Points Programme (ID 459)	Protection of the environment	Wood, wood products, wooden furniture and wood burning and pellet stove. Wood and articles of wood	Russia
Kingdom of Bahrain, State of Kuwait, Kingdom of Saudi Arabia, Qatar	Motor Vehicles: General Requirements "No. GSO 42:2003" (ID 485)	Consumer information, Labelling	Motor vehicles	EU
Kingdom of Saudi Arabia	Draft for update of the Technical Regulation No. SASO 2857:2014 "Vehicle Tires Rolling Resistance and Wet Grip Requirements" (ID 488)	Consumer information, Labelling	Vehicle tires	EU
Korea	Standards and Specifications for Wood Products (ID 491)	Quality requirements; Prevention of deceptive practices and consumer pro	Forest products (fire retardant treated wood, wood plastic composite and oriented strand board).	Canada, US
Mexico	Standard on non-alcoholic and soft drinks (ID 462)	n/a	Non-alcoholic and soft drinks	El Salvador
Norway	Draft amendments to the Tobacco Control Act and the Tobacco Labelling Regulations relating to Standardised Tobacco Products (ID 474)	Protection of Human health or safety	Tobacco	Cuba, Dominican Republic, Indonesia, Zimbabwe
Russian Federation	Technical Regulations on Safety of Railway Transport (TR CU No. 002/2011 and No. 003/2011) (ID 460)	Protection of Human health or safety, Other	Railway transport products	Ukraine

Member subject to STC ²	STC Title	Stated Objective	Product Coverage	Member(s) raising the concern
Russian Federation	Measure affecting import of Ukrainian food salt (ID 465)	Prevention of deceptive practices and consumer pro; Protection of Human health or safety; Consumer information, Labelling	Food salt	Ukraine
Russian Federation	Measure affecting the import of Ukrainian wallpaper (ID 476)	Protection of Human health or safety; Protection of the environment	Wallpaper	Ukraine
Singapore	Plain Packaging for Tobacco Products (ID 484)	Consumer information, Labelling; Protection of Human health or safety	Tobacco	Dominican Republic, Guatemala, Indonesia
Sweden	Chemical Taxation for Certain Electronics (ID 469)	n/a	Electronics and chemicals	Korea
Chinese Taipei	GMO Labelling (ID 467)	Consumer information, Labelling	Genetically modified organisms	Australia, Canada, New Zealand, South Africa, US
Chinese Taipei	Additional labelling standard of prefecture of origin for foods from Japan (ID 468)	Consumer information, Labelling; Prevention of deceptive practices and consumer pro	Food	Japan
Turkey	Toy Communique 01/2015 (ID 473)	Protection of Human health or safety	Toys	Canada, US
United Arab Emirates	Labelling - Energy efficiency label for electrical appliances (ID 481)	n/a	Electrical appliances, air conditioners	Korea