

**ITC – World Bank – UNCTAD – WTO  
Data Day**

**Trade in Services Statistics  
The joint efforts of Geneva-  
based agencies**

3 July 2015

Contacts: [andreas.maurer@wto.org](mailto:andreas.maurer@wto.org)



# Pattern of trade in services

- **Services more resilient in crisis**
- **Developing countries participation increased**
- **Transport and travel share in world trade decreased**
- **South-south trade increased**



# UN Interagency Task Force on International Trade Statistics (TFITS)

- Services and merchandise trade statistics TFs established in early 1990s, meeting jointly since 2008
- Convenors: WTO and OECD, other members: IMF, UNSD, UNCTAD, UNWTO, Eurostat (regular face-to-face meetings and year-long exchanges)
- Coordinate work of international organisations on statistics of merchandise trade and services trade
  - (meta) data collection, sharing, processing and dissemination;
  - conceptual work (standards, classification, compilation problems): **Manual on Statistics of International Trade in Services (2010 edition)**;
  - technical assistance (i.e. implementation), compilation guidance: first edition released in December 2014
- For services: led by WTO's General Agreement on Trade in Services (GATS) information needs





# What do we need to measure?


## 1) Value of services trade flows

For mode 4: included under Balance of Payments Services Statistics

Mode 4: Remittances and compensation of employees are not measures of mode 4 trade!!

## 2) Additional indicators:

For example, for mode 4: “labour mobility statistics”, related to the international supply of services



# ...where do we head to?


- **Data collection:**
  - from each organization's data collection to a joint approach
- **Data dissemination:**
  - the Geneva Trade Data Set on total exports and imports on trade in services
- **Concepts:**
  - from BPM6 to MSITS2010
  - Compilers Guide, white cover version e-released
- **Statistical capacity building**
  - TFITS decided WTO to be focal point (collaborative effort)
  - Strategy: E-learning course/National and Regional Seminars (topics-oriented)
  - Pilot project with selected country to replicate experience to others (knowledge sharing)
  - Funding (inter-agency task force-governed fund)
  - **Vision 2020 (Eurostat-UN-OECD-UNCTAD-WTO)**





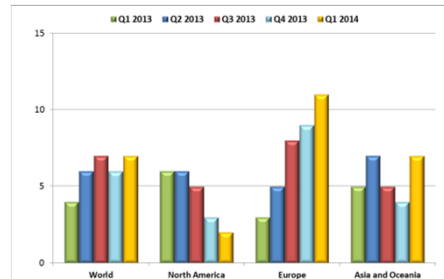
# ...at international level “Geneva based” TIS Datasets

**UNCTAD-WTO joint work since January 2012**



1980-2013

ANNUAL



2006-2014 QUARTERLY

In cooperation  
with ITC  
(joint work started 2014)

Based on Eurostat, OECD, IMF, UN Servicetrade data  
+ national data, estimates

Geneva based TIS datasets most complete and up-to-date

By **detailed service category, partner**

For all **economies, regions, economic groups, world**

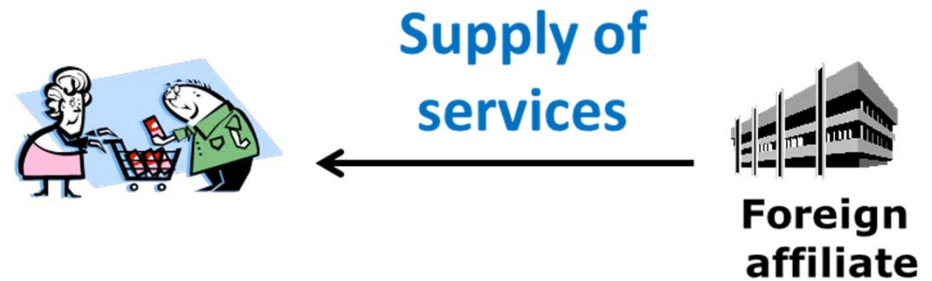
+WTO: monthly dataset

**Free**

**Online**

**Interactive**

# And where can I find FATS data?



Published at national level: selected economies

Collected and published:

**OECD.Stat** (globalisation)

**Eurostat** on-line database (structural business stats)

**WTO:** FATS inward and outward sales of firms primarily engaged in services activities (+employment, number of enterprises)

In WTO's International Trade Statistics publication  
+ I-TIP services statistics module

# I-TIP Services statistics



- Accompanies GATS, RTAs and Applied regimes modules
- Relevant up-to-date statistics
- Resident/non-resident statistics, i.e. BoP commercial services trade By service product, partner
- Foreign Affiliates Statistics (FATS), i.e. mode 3
- Foreign Direct Investment (FDI) in services
- Market information: value added, employment
- Sector specific indicators (quantitative)



WTO services profiles: telecom, transport, finance (electronic and paper)



# Improving details and quality of statistics: Challenges ahead

- Services statistics on BoP basis
  - implementation of new statistical standards (BPM6)
  - develop partner data in particular in developing economies
  - reduce asymmetries (OECD-WTO bilateral matrix project)
- Foreign Affiliates Statistics (measure mode 3)
- Develop modes of supply data
- New areas of work
  - TiVA- Trade in Value Added terms (of which services)
  - STEC-Services Trade by Enterprise Characteristics

