

**Trade Policy Review Body**

**OVERVIEW OF DEVELOPMENTS  
IN THE INTERNATIONAL TRADING ENVIRONMENT**

ANNUAL REPORT BY THE DIRECTOR-GENERAL<sup>1</sup>

*(Mid-October 2016 to mid-October 2017)*

Table of contents

<b>KEY FINDINGS .....</b>	<b>4</b>
<b>EXECUTIVE SUMMARY .....</b>	<b>7</b>
<b>1 INTRODUCTION .....</b>	<b>9</b>
<b>2 RECENT ECONOMIC AND TRADE DEVELOPMENTS .....</b>	<b>11</b>
2.1 Overview .....	11
2.2 Economic Developments .....	12
2.3 Merchandise Trade .....	14
2.4 Trade in Commercial Services .....	17
2.5 Trade Forecast and Economic Outlook .....	18
<b>3 TRADE AND TRADE-RELATED POLICY ISSUES .....</b>	<b>24</b>
3.1 Overview of trends identified during the period under review .....	24
3.2 Trade-Remedies .....	28
3.3 Sanitary and phytosanitary measures (SPS) .....	41
3.4 Technical Barriers to Trade (TBT) .....	48
3.5 Trade Concerns Raised in Other WTO Bodies .....	57
3.6 Policy Developments in Agriculture .....	65
3.7 General Economic Support .....	71
3.8 Overview of Trade Policy Reviews .....	72
3.9 Other Selected Trade Policy Issues .....	84
<b>4 POLICY DEVELOPMENTS IN TRADE IN SERVICES .....</b>	<b>95</b>
<b>5 POLICY DEVELOPMENTS IN TRADE AND INTELLECTUAL PROPERTY .....</b>	<b>102</b>
<b>6 TRANSPARENCY OF TRADE POLICIES .....</b>	<b>106</b>
<b>ANNEX 1 .....</b>	<b>123</b>

<sup>1</sup> This Report covers the period mid-October 2016 to mid-October 2017. It is presented pursuant to Paragraph G of the Trade Policy Review Mechanism mandate and aims to assist the Trade Policy Review Body to undertake its annual overview of developments in the international trading environment that are having an impact on the multilateral trading system. The Report is issued under the sole responsibility of the Director-General. It has no legal effect on the rights and obligations of Members, nor does it have any legal implications with respect to the conformity of any measure noted in the Report with any WTO Agreements or any provisions thereof.

<b>MEASURES FACILITATING TRADE .....</b>	<b>123</b>
<b>ANNEX 2 .....</b>	<b>138</b>
<b>TRADE REMEDIES.....</b>	<b>138</b>
<b>ANNEX 3 .....</b>	<b>158</b>
<b>OTHER TRADE-RELATED MEASURES .....</b>	<b>158</b>
<b>ANNEX 4 .....</b>	<b>171</b>
<b>MEASURES AFFECTING TRADE IN SERVICES .....</b>	<b>171</b>
<b>APPENDIX 1 - PARTICIPATION .....</b>	<b>225</b>

**Box 1 About the WTO Trade Monitoring Report**

This Monitoring Report reviews trade and trade-related measures implemented by WTO Members during the period from 16 October 2016 to 15 October 2017. It is the annual overview by the Director-General under the Trade Policy Review Mechanism (TPRM) mandate which provides the WTO membership with selected developments in the international trading environment. The most recent mid-year Trade Monitoring Report was circulated on 10 July 2017 and the last annual Report by the Director-General was issued on 21 November 2016 (WT/TPR/OV/19).

This Report is issued under the sole responsibility of the Director-General of the WTO.

The Trade Monitoring Report is first and foremost a transparency exercise. It is intended to be purely factual and has no legal effect on the rights and obligations of WTO Members. It is without prejudice to Members' negotiating positions and has no legal implication with respect to the conformity of any measure noted in the Report with any WTO Agreement or any provision thereof.

The Report aims to shed light on the latest trends in the implementation of a broad range of policy measures that facilitate as well as restrict the flow of trade and provide an update on the state of global trade. The Report neither seeks to pronounce itself on whether a trade measure is protectionist, nor does it question the explicit right of Members to take certain trade measures. The Reports continue to evolve in terms of the coverage and analysis of trade-related issues and take into account discussions among WTO Members in the Trade Policy Review Body.

Although the restrictive trade measures as covered by the Report have a restraining impact on the flow of trade, almost all such measures appear to have been taken within the flexibilities provided for in the multilateral trading system. With respect to the tariff increases included in the Reports, it is equally important to stress that the overwhelming majority of these measures are taken within bound ceilings and do not appear to break WTO rules. Regarding trade remedy actions, it has been highlighted in discussions among WTO Members that several of these measures are taken to address what is perceived by some as a market distortion resulting from trade practices of entities in another trading partner. In fact, the WTO Antidumping and Subsidies Agreements permit WTO Members to impose antidumping (AD) or countervailing (CVD) duties to offset what is perceived to be injurious dumping or subsidization of products exported from one Member to another. The Reports are not in a position to establish if, where or when such perceived distortive practices have taken place. The Reports have never categorized the use of trade remedies as protectionist, WTO-inconsistent or criticized governments for utilizing them. The main objective of monitoring these measures is to provide added transparency and to identify emerging trends in the application of trade policy measures.

With respect to sanitary and phytosanitary (SPS) and technical barriers to trade (TBT) measures covered in the Report, it is important to emphasize that they are neither classified nor counted as trade-restrictive or trade-facilitating, and the increasing trend with respect to the number of notifications of such measures is carefully linked to the transparency provisions of the Agreements only. The Reports have consistently underlined the basic premise that an increased number of SPS and TBT notifications does not automatically imply greater use of protectionist or unnecessarily trade-restrictive measures, but rather enhanced transparency regarding these measures. Finally, the Reports clearly emphasize that the SPS and TBT Agreements specifically allow Members to take measures in the pursuit of a number of legitimate policy objectives.

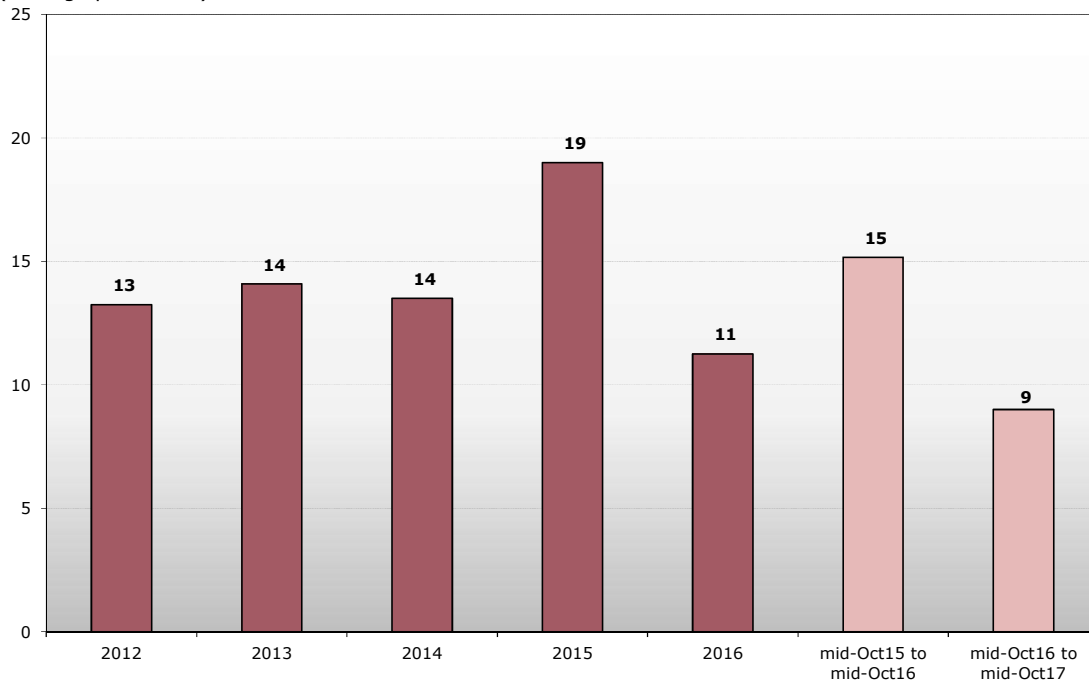
The WTO Secretariat strives to ensure that the Trade Monitoring Reports are factual and objective accounts of recent trends in trade policy making. Since 2009, the Reports have also sought to provide a nuanced perspective to developments in the area of international trade. For example, the Reports have consistently drawn attention to the fact that although the number of specific and often long-term restrictive trade measures remains a source of serious concern, other key factors may influence trade developments. During discussions of the Trade Monitoring Reports at the TPRB, Members have also drawn attention to this point and to the fact that, with respect to both, vigilance remains imperative.

## KEY FINDINGS

- WTO Members applied 108 new trade-restrictive measures during the review period from mid-October 2016 to mid-October 2017, including new or increased tariffs, customs procedures, quantitative restrictions and local content measures. This equates to an average of nine measures per month compared to fifteen in the previous period.
- WTO Members also implemented 128 measures aimed at facilitating trade, including eliminated or reduced tariffs and simplified customs procedures. At almost 11 trade-facilitating measures per month, this remains significantly lower than the monthly average of 18 recorded in the previous annual overview report. WTO Members continue to implement more trade-facilitating than trade-restrictive measures, a trend observed over the past four years.
- It is noteworthy that the estimated trade coverage of import-facilitating measures (US\$169 billion) is more than two times larger than that of import-restricting measures (US\$79 billion). In addition, the import-facilitating measures implemented during the review period in the context of the ITA Expansion Agreement are estimated at around US\$385 billion or 2.4% of the value of world merchandise imports.
- On trade remedy measures, the review period saw a slight deceleration both in initiations of investigations and in terminations of measures, compared to the previous annual overview and to the whole of 2016. Anti-dumping measures continue to make up the bulk of all trade remedy initiations.
- Transparency and predictability in trade policy remains vital for all actors in the global economy. Collectively, WTO Members must show leadership in reiterating their commitment to open and mutually beneficial trade as a key driver of economic growth and a major engine for prosperity. In preparing for the 11th WTO Ministerial Conference, Members must continue to work together to achieve a successful meeting in Buenos Aires in December.

### Trade-restrictive measures, excluding trade remedies

(average per month)

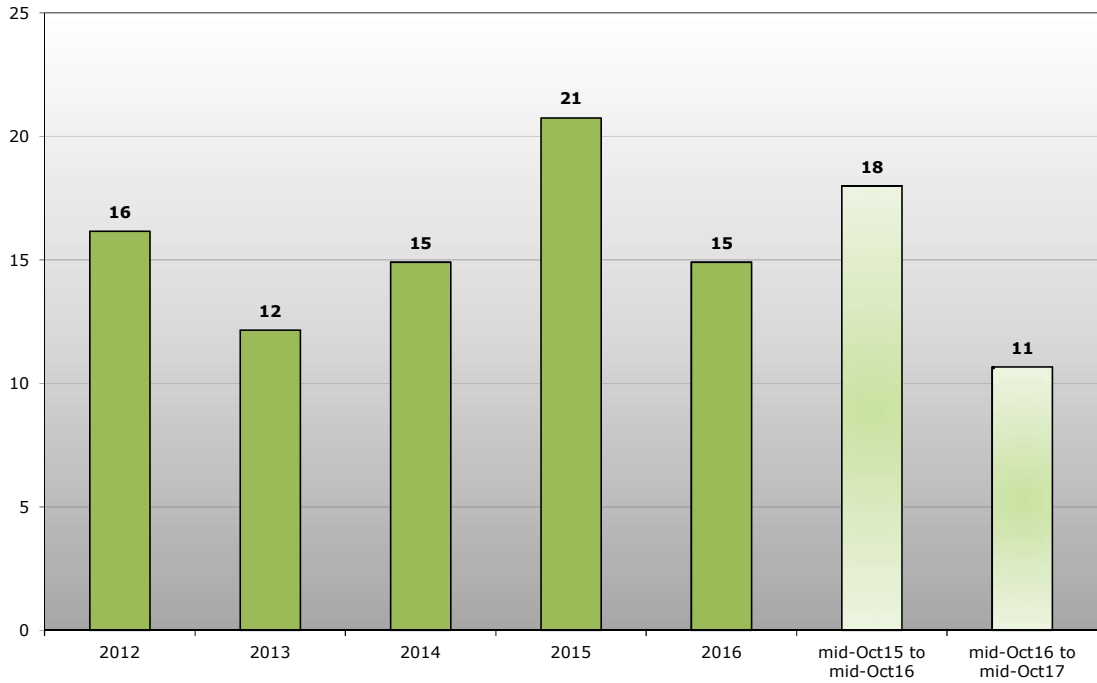


Note: Values are rounded.

Source: WTO Secretariat.

**Trade-facilitating measures, excluding trade remedies**

(average per month)

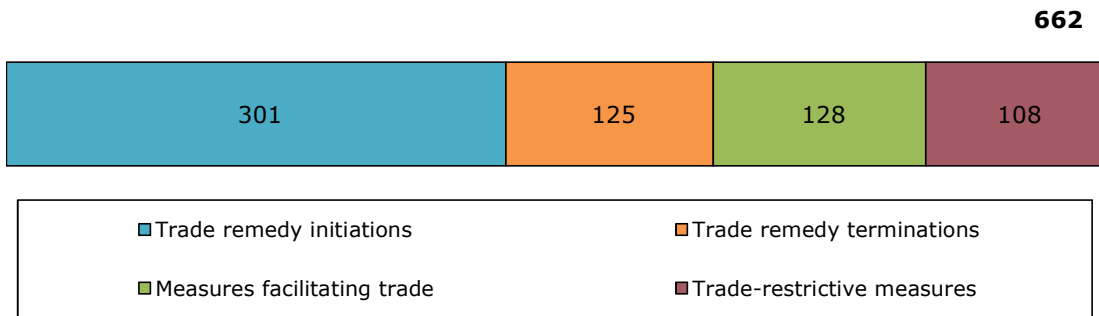


Note: Values are rounded.

Source: WTO Secretariat.

**Overview of measures taken by WTO Members and Observers, mid-October 2016 to mid-October 2017**


(by number)



Source: WTO Secretariat.

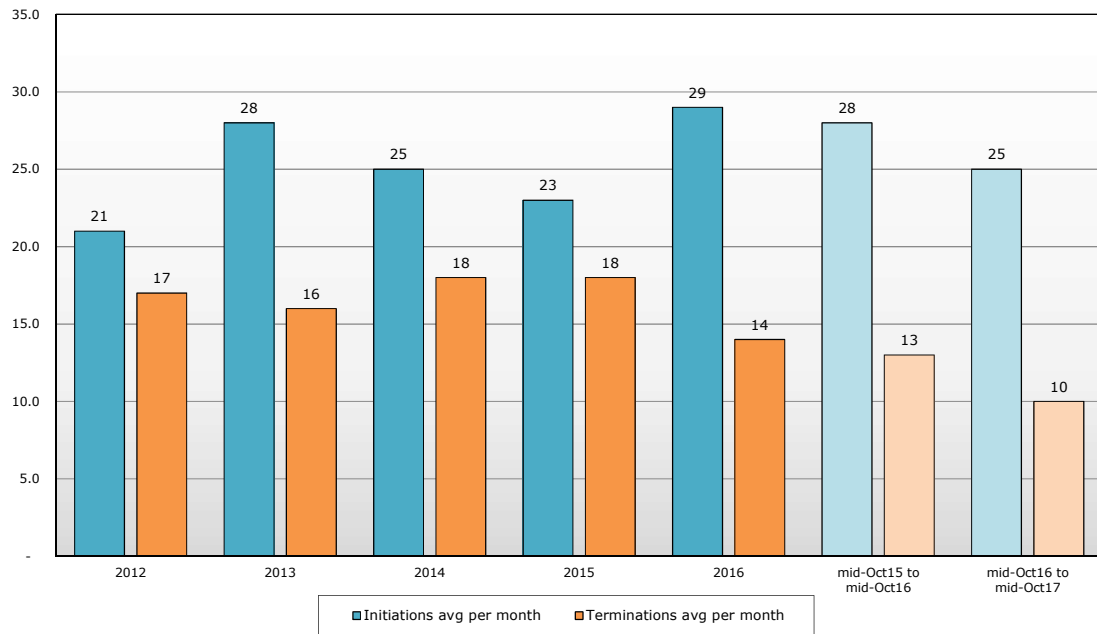
**Trade coverage of import measures, mid-October 2016 to mid-October 2017**

**US\$ 336 billion**



Source: WTO Secretariat.

**Trade remedy initiations and terminations**



Source: WTO Secretariat.

---

## EXECUTIVE SUMMARY

This WTO Trade Monitoring Report reviews trade-related developments during the period from 16 October 2016 to 15 October 2017.<sup>2</sup> The Report continues to demonstrate the importance of transparency and predictability for all actors in the global economy. The rules-based multilateral trading system, under-pinned by the WTO, remains a key pillar in the global economy to create the conditions for improved economic growth and prosperity.

During the review period, 108 new trade-restrictive measures were put in place, including new or increased tariffs, customs regulations, quantitative restrictions and local content measures. This equates to an average of nine measures per month compared to fifteen in the previous period.

WTO Members also implemented 128 measures aimed at facilitating trade in the review period, including eliminated or reduced tariffs and simplified customs procedures. At almost eleven trade-facilitating measures per month, this remains significantly lower than the monthly average recorded in the previous annual overview report. It is noteworthy, however, that the estimated trade coverage of import-facilitating measures (US\$169 billion) is more than twice that of import-restrictive measures (\$79 billion).

The trade coverage of liberalization associated with measures implemented in the context of the WTO's Information Technology Agreement (ITA) Expansion amounted to around US\$385 billion, according to Secretariat estimates.

Initiations of trade remedy investigations represented the bulk (around 46%) of all trade measures recorded. Initiations of anti-dumping investigations accounted for 83% of all trade remedy initiations. WTO Members initiated on average 25 and terminated 10 trade remedy investigations per month during the review period. This marked a slight deceleration both in initiations of investigations and in terminations of trade remedy measures compared to the previous annual overview and to the whole of 2016. The main sectors affected by trade remedy initiations during the review period were electrical machinery and parts thereof, iron and steel, articles of iron and steel and wood and articles of wood. The trade coverage of trade remedy initiations and terminations recorded in this Report is estimated at US\$76 billion and US\$12 billion, respectively.

A range of other subjects are also covered by this Report. In the context of the Sanitary and Phytosanitary (SPS) Committee, WTO Members continued to show their commitment in notifying their SPS measures. Developing Members accounted for two thirds of these notifications. Similarly, WTO Members continued to notify their Technical Barriers to Trade (TBT) measures, the majority of which being submitted by developing Members. The protection of human health or safety continues to represent the bulk of TBT measures. The SPS and TBT notification obligations are meant to promote enhanced predictability and transparency regarding measures taken to address legitimate policy objectives. In both the SPS and the TBT Committees, WTO Members continued to discuss Specific Trade Concerns (STCs), suggesting that they increasingly see the SPS and TBT Committees as fora in which trade concerns may be resolved non-litigiously.

In the area of agriculture, in light of some Members' incomplete notifications, WTO Members continued to rely on Article 18.6 of the Agreement on Agriculture (AoA) to ask questions on implementation of commitments. In 2017, the average number of questions raised under Article 18.6 reached an all-time high of 43 questions per meeting, in the March and June 2017 Committee meetings. A large number of these questions focused on Members' domestic support policies and on policies with the potential to restrict trade of agricultural products.

Work on the implementation of the Trade Facilitation Agreement (TFA) continues to advance. Many Members concluded their domestic ratification processes, raising the total number of acceptances to three-quarters of the entire WTO membership. Members also continued to submit their implementation schedules, and other notifications under the TFA. The Trade Facilitation Committee started its work and is now fully operational.

On trade in services, several new measures, some horizontal in nature and some affecting a variety of service sectors, were introduced by WTO Members during the review period. As in the past, the majority of these measures provided for additional liberalization or was aimed at

---

<sup>2</sup> Unless otherwise indicated in the relevant Section.

strengthening or clarifying regulatory frameworks. At the same time, however, a number of services measures implemented during the review period appear to be trade restrictive.

The report draws also attention to developments in the area of Trade-Related Aspects of Intellectual Property Rights (TRIPS). The entry into force of the Protocol Amending the TRIPS Agreement, on 23 January 2017 is an important milestone and marks the first amendment to a multilateral trade agreement since the creation of the WTO in 1995.

International trade flows rebounded strongly during the review period after a sharp slowdown in 2016. World merchandise trade volume growth in the first half of 2017 was 4.2%, well above the 1.3% increase recorded for the whole of 2016. World real GDP growth at market exchange rates is projected to pick up to 2.8% in 2017 from 2.3% in 2016. Despite improvements in several forward-looking economic indicators, downside risks could still undermine any trade recovery, including trade policy measures, geopolitical tensions and natural disasters. The WTO's latest trade forecast (21 September 2017) has world merchandise trade volume increasing by 3.6% in 2017, with growth placed within an expected range from 3.2% to 3.9% reflecting past forecast performance. The pace of expansion should moderate to 3.2% in 2018, set within a wider range from 1.4% to 4.4% reflecting the greater uncertainty of longer-term forecasts.

Transparency and predictability in trade policy remains vital for all actors in the global economy. Collectively, WTO Members must show leadership in reiterating their commitment to open and mutually beneficial trade as a key driver of economic growth and a major engine for prosperity. In preparing for the 11th WTO Ministerial Conference Members must continue to work together to achieve a successful meeting in Buenos Aires in December.



## 1 INTRODUCTION

1.1. This Report is submitted to the Trade Policy Review Body (TPRB) pursuant to Paragraph G of the Trade Policy Review Mechanism mandate in Annex 3 to the WTO Agreement. This provides for an annual Report by the Director-General to assist the TPRB in undertaking its annual overview of developments in the international trading environment that are having an impact on the multilateral trading system. It builds on the Director-General's Report to the TPRB on trade-related developments circulated to Members on 10 July 2017.<sup>3</sup>

1.2. This Report covers the period from 16 October 2016 to 15 October 2017, unless otherwise indicated.<sup>4</sup> Measures implemented outside the reviewed period are not included in the Annexes. The Report is intended to be purely factual and is issued under the sole responsibility of the Director-General. It has no legal effect on the rights and obligations of Members, nor does it have any legal implication with respect to the conformity of any measure noted in the Report with any WTO Agreement or any provision thereof. Specifically, the Report does not question the explicit right of Members to resort to trade-remedy measures, and is without prejudice to Members' negotiating positions.

1.3. At the Eighth WTO Ministerial Conference in December 2011, Ministers recognized the regular work undertaken by the TPRB through the monitoring exercise of trade and trade-related measures, took note of the work initially done in the context of the global financial and economic crisis and directed it to be continued and strengthened. Ministers invited the Director-General to continue presenting his trade monitoring reports on a regular basis, and asked the TPRB to consider these monitoring reports in addition to the meeting dedicated to undertaking the annual overview of developments in the international trading environment. Ministers committed to duly comply with the existing transparency obligations and reporting requirements needed for the preparation of these monitoring reports, and to continue to support and cooperate with the WTO Secretariat in a constructive fashion.<sup>5</sup>

1.4. Section 2 of the Report provides a comprehensive overview of recent economic and trade developments. Section 3 presents an account of selected trade and trade-related policy trends. Overviews of policy developments in trade in services and trade-related aspects of intellectual property rights are included in Sections 4 and 5, respectively. Section 6 covers the transparency of trade policies across a wide range of WTO bodies. The Report's annexes list specific trade policy measures of individual WTO Members implemented during the period under review in four categories: trade-facilitating measures (Annex 1), trade-remedy actions (Annex 2), other trade and trade-related measures (Annex 3) and services measures (Annex 4). As a result of the very limited information provided by Members on their programmes of economic support and subsidies, it has, unfortunately, not been feasible to establish a credible separate annex on such measures. The country-specific measures listed in the four annexes are new measures implemented by Members and Observers during the period under review and recorded by the Report.<sup>6</sup> The compilation of all measures that have been recorded in Annexes 1-3 by the trade-monitoring reports since October 2008 is available in the Trade Monitoring Database.<sup>7</sup>

1.5. Specific developments related to SPS measures and TBT are covered separately in Section 3.

1.6. Information on the measures included in this Report has been collected from inputs submitted by Members and Observers, as well as from other official and public sources.<sup>8</sup> Replies to the Director-General's initial request for information on measures taken during the period under

---

<sup>3</sup> WTO document WT/TPR/OV/W/11, 10 July 2017.

<sup>4</sup> In addition to the trade policy measures implemented during the period under review and recorded by this Report, other measures which impact trade flows may have been taken by WTO Members and Observers.

<sup>5</sup> WTO document WT/L/848, 19 December 2011.

<sup>6</sup> The inclusion of any measure in this Report or in its annexes implies no judgement by the WTO Secretariat on whether or not such measure, or its intent, is protectionist in nature. Moreover, nothing in this Report implies any judgement, either direct or indirect, as to the consistency of any measure referred to in the Report with the provisions of any WTO Agreement.

<sup>7</sup> Viewed at: <http://tmdb.wto.org/>. The database does not include SPS and TBT measures, general economic support measures, services measures or TRIPS-related measures.

<sup>8</sup> Appendix 1 contains a full overview of the participation of Members and Observers in the preparation of this Report.

review and replies to the requests for verification were received from 75 Members<sup>9</sup> (see box below), which represents 46% of the membership, and covers around 95% of world imports.<sup>10</sup> Two Observers also replied to the request for information. The WTO Secretariat has drawn on these replies, as well as on a variety of other sources, to prepare this Report. Participation in the verification process was uneven, and in many cases the Secretariat received only partial responses and often after the indicated deadline.<sup>11</sup> Where it has not been possible to confirm the information, this is noted in the Annexes.

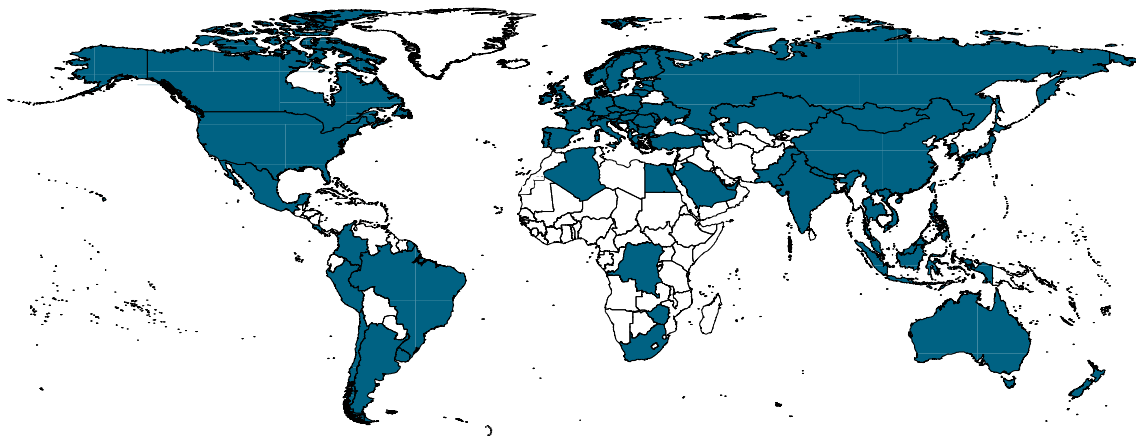
1.7. The OECD has contributed three topical boxes to this Report. The first is on the topic of Making Trade Work for All. The second looks at Global Value Chains and Economic Transformation and the third focuses on the Changing Face of Agriculture and Food Trade. The International Trade Centre has provided a box on How Non-Tariff Measures Affect MSMEs.

### Participation in the preparation of this Report

Albania	Indonesia	Saudi Arabia, Kingdom of
Algeria*	Japan	Serbia*
Argentina	Kazakhstan	Seychelles
Australia	Korea, Republic of	Singapore
Bahrain, Kingdom of	Malaysia	South Africa
Brazil	Mauritius	Switzerland
Canada	Mexico	Chinese Taipei
Chile	Moldova, Republic of	Thailand
China	Mongolia	Turkey
Colombia	Nepal	Ukraine
Costa Rica	New Zealand	United Arab Emirates
Democratic Republic of the Congo	Norway	United States of America
Egypt	Pakistan	Uruguay
European Union (28)	Peru	Viet Nam
Georgia	Philippines	Zimbabwe
Hong Kong, China	Qatar	
India	Russian Federation	

\* Observer

### WTO Members and Observers Participating in the WTO Monitoring Exercise



Source: WTO Secretariat.

<sup>9</sup> The European Union and its Member States counted separately.

<sup>10</sup> This figure includes intra-EU trade.

<sup>11</sup> The information contained in the annexes reflects the overall participation in the exercise and responses to the verification request and should therefore not be considered exhaustive.

## 2 RECENT ECONOMIC AND TRADE DEVELOPMENTS

### 2.1 Overview

2.1. World trade growth picked up markedly in the first half of 2017 after slowing sharply in 2016. The volume of world merchandise trade as measured by the average of seasonally-adjusted exports and imports was up 4.2% in the first half of this year compared to the same period last year. Trade was also up strongly in value terms, with year-on-year increases of 9.3% for merchandise exports and 4.9% for commercial services exports in current U.S. dollar terms.

2.2. These increases represent a substantial improvement over 2016, when international trade flows declined in value terms and trade volume growth fell to its lowest level since the financial crisis. The dollar value of world merchandise exports fell 3.2% to US\$16 trillion in 2016 while exports of commercial services were nearly unchanged at US\$4.8 trillion. Meanwhile, merchandise trade grew just 1.3% in volume terms in 2016 (average of exports and imports), down from 2.6% in 2015.

2.3. Global economic activity also appears to be strengthening in 2017 according to consensus estimates of gross domestic product (GDP). World real GDP growth at market exchange rates looks set to expand by 2.8% in 2017, up from 2.3% in 2016 and roughly equal to the average rate of increase since 1980.

2.4. Several factors have contributed to the upturn in world trade in 2017. Asian trade flows have strengthened, partly due to stronger intra-regional trade as China and its neighbours have recovered from a period of financial volatility in early 2016, and partly due to stronger extra-regional shipments as demand has risen in the United States and remained steady in the European Union.

2.5. Prospects for imports in resource exporting regions have also brightened as commodity prices have risen year-on-year, boosting export revenues that support higher imports. South America in particular should exert less of a drag on the world economy going forward as Brazil emerges from its two-year recession.

2.6. Global economic performance has also been influenced by more fundamental changes in the structure of global demand. In particular, the rebalancing of China's economy away from manufacturing and toward services may cause Chinese import demand to moderate, due to the fact that the import content of services is relatively low. An increasing share of services in Chinese value added (up from 43% in 2008 to 54% in October 2017) may weigh on trade growth in the short-run, but this shift should permit stronger, more sustainable growth over the longer term.

2.7. Export volumes of developed economies are up 3.1% for the year-to-date in 2017, compared to 1.4% for the whole of 2016. Shipments of developing economies have grown even more, up 5.9% in 2017 compared to 1.3% in 2016. Imports of developed economies have continued to grow at a modest pace, rising 2.1% in the first two quarters of 2017 compared to 2% in 2016, but this is expected to pick up in the second half of the year. Meanwhile, imports of developing economies are up sharply this year (6.8%) after stagnating last year (0.2%). Trade developments in current dollar terms should be interpreted with caution as they are strongly influenced by commodity prices and exchange rates. In the first half of 2017, the dollar depreciated by 2.5% on average against the currencies of U.S. trading partners, while the price of oil increased by 34%. Despite their recent rise, oil prices remain low by recent historical standards.

2.8. Trade growth was stronger than expected in the first half of the year, prompting the WTO to upgrade its trade forecast for 2017 and 2018 on 21 September. The WTO Secretariat now anticipates merchandise trade volume growth of 3.6% in 2017, set within a range of from 3.2% to 3.9%. Trade volume growth should moderate to 3.2% in 2018, set within a wider range of from 1.4% to 4.4% reflecting the higher level of uncertainty associated with longer-term forecasts. The improved outlook for trade could still be undermined by downside risks, including the possibility that protectionist rhetoric translates into trade-restrictive actions, increasing geopolitical tensions and a rising economic toll from natural disasters across several regions. On the other hand, synchronized trade expansion across regions could be self-reinforcing, leading to more positive

outcomes. As a result, optimism about trade prospects should be tempered with an appropriate degree of caution.

### Box 2.1 Making Trade Work for All - OECD

Since the crisis of 2008-09, trade growth has slowed, while public scepticism about trade in some countries has grown. Against this background, the OECD recently released a document entitled *Making Trade Work for All*, which argues that while there are good reasons for public dissatisfaction in some advanced economies, trade is not the root of many problems, nor can it solve them on its own.<sup>1</sup>

The concerns expressed by the public have their roots in genuine problems: prolonged low growth in many advanced economies; rapid technological change; rising inequalities; widening productivity gaps among firms; and stagnant wages for many workers.

But cutting off trade is not the answer: trade has helped lift more than a billion people out of poverty. Trade lowers prices, particularly important for low-income households who spend more of their income on tradables, such as food and clothing. Trade is not about imports vs exports: exports provide firms with access to larger markets, but in an age of global value chains, imports are also ingredients for both domestic production and exports, and can contain the country's own previous exports - all sustaining jobs at home. Open economies create more and better jobs, while closed markets do the opposite.

To make trade work better for more people, governments need to take a much more integrated policy approach, acting across three main areas:

**Creating the environment at home where the benefits of trade can materialize through policies that encourage opportunity, innovation and competition:** This means reducing the unnecessary costs that policies can impose on traders, especially MSMEs and young firms. Streamlining trade procedures and tackling restrictions on services offer significant, economy-wide benefits – including for manufacturers and agrofood exporters. It also means investing more in people, in the education and training that equip women and men with the skills to adapt to changing economies. It means connecting people to jobs and markets through investments in physical and digital infrastructure. And it means transparent regulations that enable competition, underpinned by the rule of law.

**Doing more to bring everyone along:** This goes beyond adjustment assistance to investments for inclusive growth, from health and education to activation frameworks that make work pay; from labour-market inclusion to promoting mobility, by linking entitlements to people, not jobs; and from well-designed income support and counter-cyclical social spending to targeted measures that revitalize regional economies, where trade shocks can be concentrated. It means looking to future challenges in an era of digitalization, and ensuring that policy toolkits are fit for purpose.

**Making the international system work better, harnessing the full range of international economic cooperation tools:** Trade is also shaped by the other ways that countries interact with each other in the global economy, from cooperation on competition policy, taxation and anti-corruption, to responsible business conduct, labour standards, and environmental protection. The international economic cooperation toolkit includes legally binding rules and dispute settlement mechanisms, centred at the WTO, a range of plurilateral, regional and bilateral trade and investment arrangements, voluntary guidelines and 'soft law', such as those housed at the ILO and the OECD, as well as policy transparency and dialogue. Policy makers need to do more to level the international playing field, addressing gaps in the rules and doing more to ensure that everyone, from companies to countries, plays by the rules. How governments do trade policy also matters. Trade policy-making needs to become a more open conversation, where more people can inform and be informed by the debate, and feel more confident that the trade-offs inherent in reaching agreements make sense.

The world is more integrated than ever before; policy needs to catch up. This calls for an integrated approach, nationally and internationally, to make the whole system more free, fair, and open; making trade work for all.

<sup>1</sup> <https://www.oecd.org/trade/making-trade-work-for-all.pdf>

Source: OECD.

## 2.2 Economic Developments

2.9. Global merchandise trade in volume terms has tended to grow faster than world real GDP at market exchange rates over the past decades, about 1.5 times as fast on average since 1950 and twice as fast between 1990 and 2008. The ratio of world trade growth to world GDP growth dropped sharply after the global financial crisis, falling to around 1:1 from 2012-15 and declining further to 0.6:1 in 2016. The ratio for 2016 was the lowest since 2001 but it is expected to rebound in 2017. If current forecasts are realized, the ratio should rise to 1.3:1 in 2017.

2.10. The global economy appears to have picked up in the review period, although some countries and regions continue to outpace others in terms of output growth. In the United States, GDP growth slowed to an annualized rate of 1.2% in the first quarter of 2017 before strengthening to 3.1% in the second quarter. Growth in the second quarter was the strongest since Q2 of 2007, and was led by private consumption expenditure. The unemployment rate fell to 4.2% in April 2017 from 4.9% in the second quarter of last year.

2.11. GDP growth also accelerated in the European Union in the latest period, rising to 2.7% (annualized) in Q2 from 2.2% in Q1 and 1.7% in the second quarter of 2016. Growth in the euro area in Q2 was slightly slower than for the European Union as a whole (2.6%), while the pace of expansion in the United Kingdom was considerably weaker (1.2%). Unemployment in the European Union has continued to fall, dropping to 7.6% in August from 7.7% in July and from 8.5% in August of last year. Unemployment varies considerably across EU countries. For example, the jobless rate for August 2017 was 3.6% in Germany while it was 9.8% in France. Unemployment remained relatively low in the United Kingdom, at 4.3% in June, the latest month for which data were available.

2.12. Japan's economy grew at a 2.5% annualized rate in the second quarter, up from 1.7% in the first and 2% in the second quarter of 2016. The latest period marked the strongest quarterly growth since the first quarter of 2012, with private consumption and investment contributing in equal measure to the expansion in Q2. The country's unemployment rate of 2.8% in August 2017 was unchanged from the previous month and was within range of the 3.1% rate recorded for August last year.

2.13. China's economy grew at an annualized rate of approximately 7% in the second quarter of 2017, up from 5.3% in the first quarter. No comparable harmonized employment rates are available for China, but economic activity and presumably employment continues to shift gradually away from manufacturing and toward services.

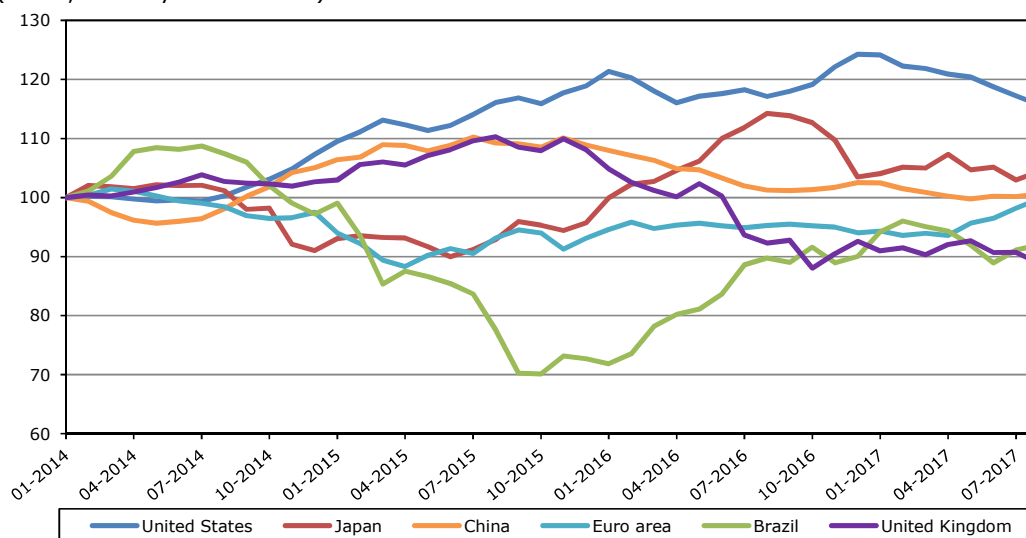
2.14. Economic growth in South and Central America remains weak, but prospects are improving as the region's largest economy exits recession. Brazilian GDP growth of 4.2% in the first quarter ended eight consecutive quarters of economic contraction. Although growth slowed to 1.1% in the second quarter, the economy continued to expand. Meanwhile, growth in Argentina slowed from 4.8% in Q1 to 2.8% in Q2.

2.15. Large exchange rate fluctuations in recent years have strongly affected nominal trade statistics, most of which are expressed in U.S. dollar terms. Recent developments are illustrated by Chart 2.1, which shows indices of nominal effective exchange rates for selected economies through August 2017. The dollar has been depreciating against the currencies of U.S. trading partners since the start of 2017, falling 6.8% since last December and 1.2% year-on-year in August. However, the dollar remains up slightly (+1.6%) for the year-to-date (January-August) compared to the same period in 2016. Dollar depreciation tends to inflate commodity prices as well as trade flows not denominated in dollars, most notably in intra-EU trade. Other key exchange rate developments through August include a 0.6% year-on-year depreciation in the Chinese yuan, an 8.7% fall in the value of the Japanese yen, a 3.6% drop in the UK pound, and a 4.6% rise in the euro.

2.16. Commodity prices for metals and fuels bottomed out in January of 2016 but subsequently rose over the course of that year. Prices eased slightly in the first half of 2017 but have started to recover in recent months (Chart 2.2). For the year-to-date (January to September), prices for fuels and metals have both risen 26% in comparison to 2016. On the other hand, food prices are nearly unchanged (+0.4%) over the same period. The recovery of fuel and metal prices is explained partly by the depreciation of the U.S. dollar and partly by increased demand for raw materials as global economic growth picks up. U.S. crude oil production, which has put downward pressure on oil prices in recent years, remains resilient despite a dip associated with recent hurricane activity. Under current supply conditions, a return to prices close US\$100/barrel is unlikely in the near future.

**Chart 2.1 Nominal effective exchange rate indices for selected economies, January 2014 - August 2017<sup>a</sup>**

(index, January 2014 = 100)

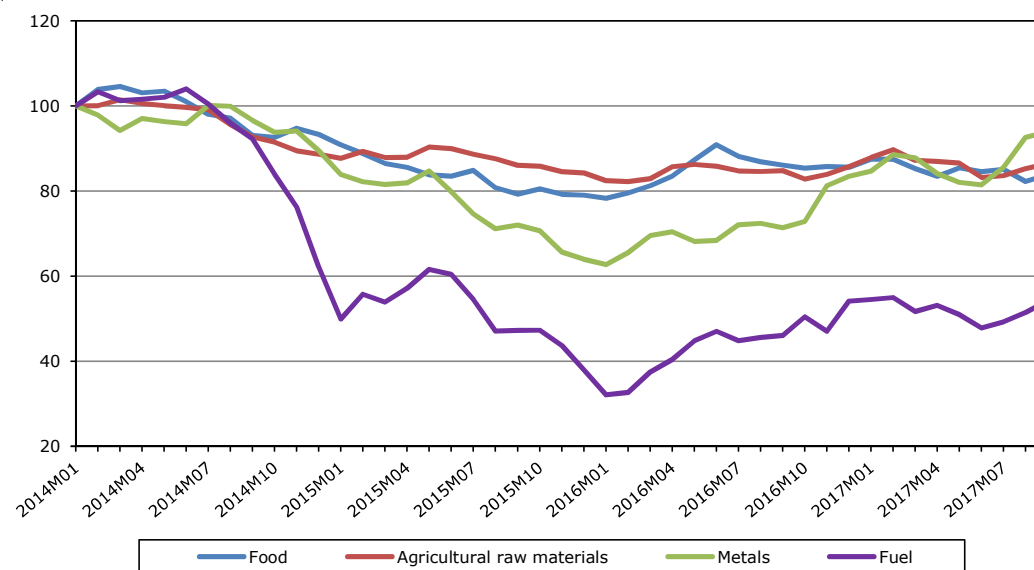


a Nominal effective exchange rate indices against a broad basket of currencies.

Source: Bank for International Settlements.

**Chart 2.2 Prices of primary commodities, January 2014 - September 2017**

(index, January 2014 = 100)



Source: World Bank Commodity Prices.

## 2.3 Merchandise Trade

2.17. Chart 2.3 shows year-on-year growth in the dollar value of world merchandise trade (red line), as well as relative contributions to nominal trade growth from developed and developing economies (stacked bars). World trade was up sharply in the first quarter of 2017, with exports rising 11.3%. Growth eased somewhat in the second quarter but remained strong at 7.3%. Developing economies contributed more to nominal export growth than developed economies in both Q1 and Q2. Developing economies were responsible for 6.9 percentage points out of the

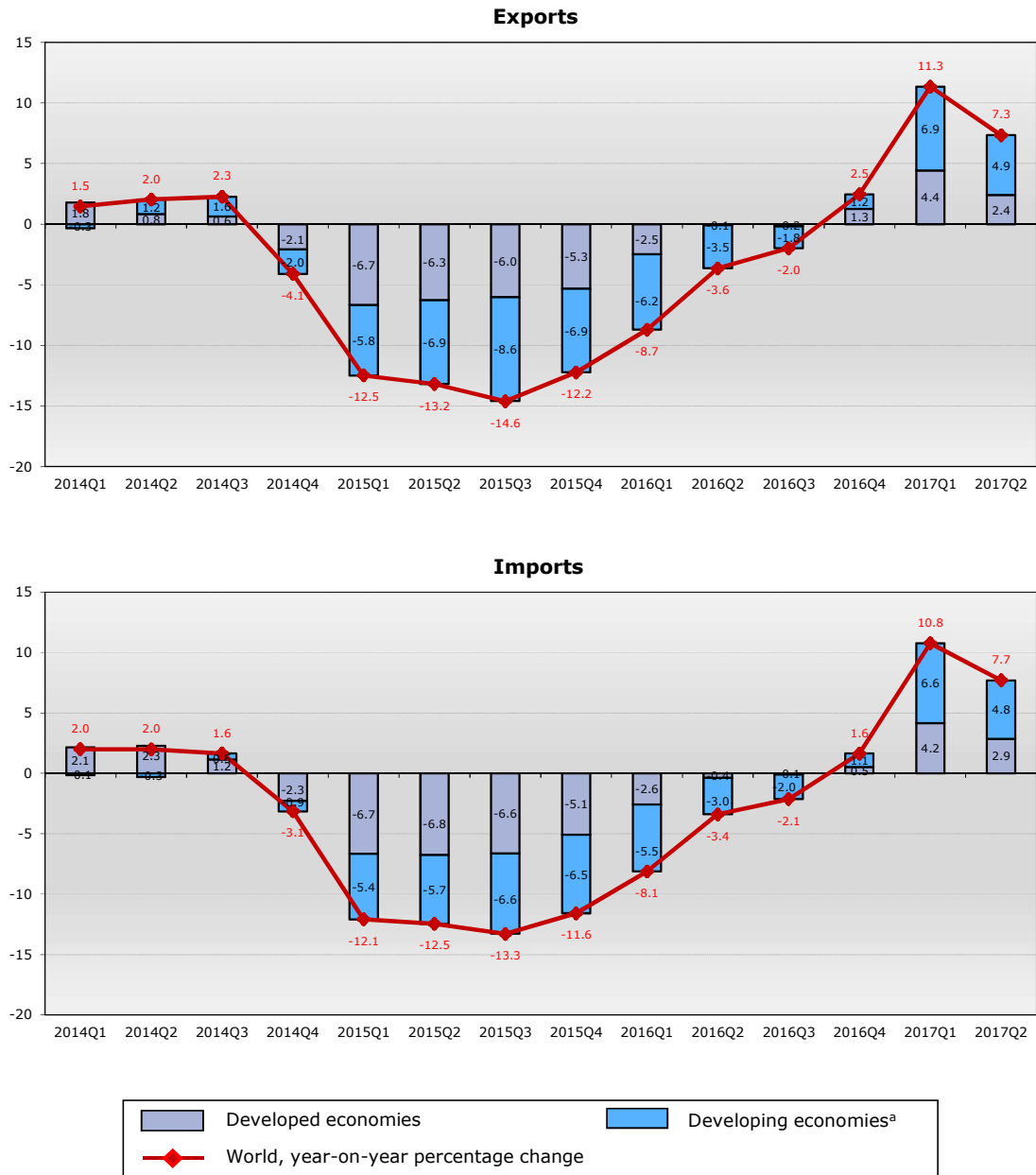
11.3% increase in exports in Q1, or 61% of the total increase. Developing economies also accounted for 4.9 percentage points out of the 7.3% increase in exports in Q2, or 67%. A similar breakdown is found on the import side. Reasons for the strong contribution from developing economies include both stronger recent trade growth and depressed dollar values for developing economy trade in 2016 due to low commodity prices and the appreciation of the U.S. currency over the previous two years.

2.18. Merchandise trade volume growth picked up in most major economies during the first two quarters of 2017, although expansion was uneven across countries and time periods (Chart 2.4). Seasonally-adjusted exports and imports of the United States were up 4.9% and 4%, respectively, in the first half of 2017 compared to 2016. EU-extra exports also increased by 3.8% over the same period while EU-extra imports were flat. Flat year-on-year growth in extra-EU imports does not fully reflect recent growth, as imports increased by 2.5% in Q2 after a weak first quarter. Meanwhile, intra-EU trade was up 1.7%, with stronger growth in Q2 than in Q1. Japan's exports and imports were up 6.5% and 2%, respectively, in the first half of 2017 compared to 2016. Developing Asia (which includes China) recorded a strong 7.8% increase in exports in the first half of 2017, while import growth was even stronger at 10.1%. Brazil's exports stagnated in the first half of 2017, up 0.1% over 2016, while import growth was up to 1.9% compared to the first half of 2016.

2.19. Monthly merchandise trade statistics in current U.S. dollar terms are more timely than quarterly statistics in volume terms. These are shown in Chart 2.5 through August 2017. Growth in most countries has continued to strengthen over the course of 2017, although the fact that data are reported in nominal U.S. dollar terms means that exchange rate fluctuations have to be taken into account when considering developments for particular economies.

**Chart 2.3 Contributions to year-on-year growth in world merchandise exports and imports, 2014Q1 - 2017Q2**

(% change in US\$ values)



a Includes significant re-exports. Also includes the Commonwealth of Independent States (CIS).

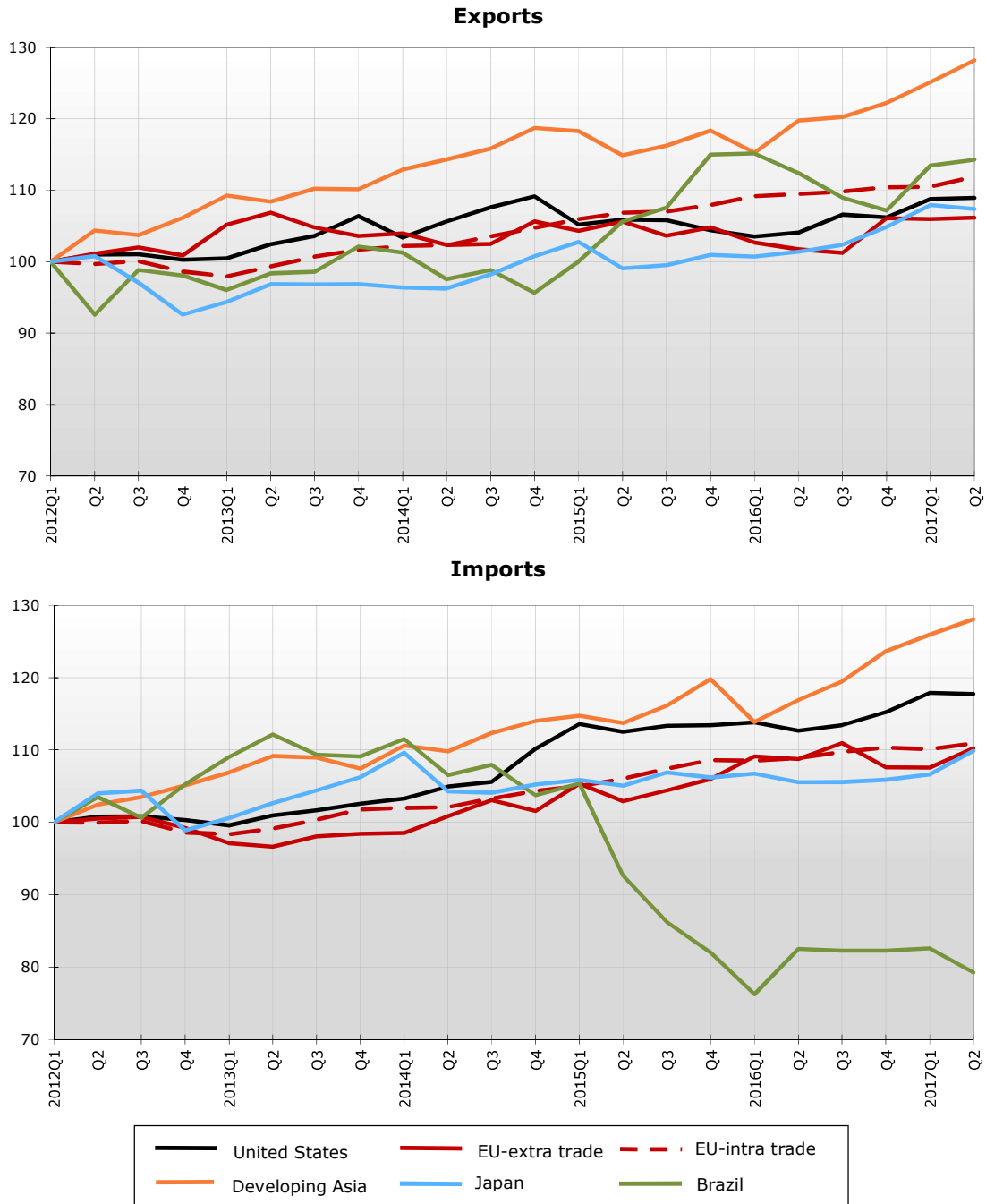
Note: Due to scarce data availability, Africa and Middle East are under-represented in world totals.

Source: WTO Secretariat estimates, based on data compiled from IMF International Financial Statistics; Eurostat Comext Database; Global Trade Atlas; and national statistics.



**Chart 2.4 Volume of exports and imports of selected economies, 2012Q1 - 2017Q2**

(seasonally-adjusted volume indices, 2012Q1 = 100)



Note: Data for the United States, Japan and the European Union were obtained from national statistical sources while figures for Brazil and Developing Asia are seasonally-adjusted Secretariat estimates.

Source: WTO Secretariat/UNCTAD.

**2.4 Trade in Commercial Services**

2.20. World trade in commercial services accelerated in the second quarter of 2017, with exports rising 5.1% year-on-year (up from 3.4% in Q1) and imports growing 4.7% (up from 4.3% in the previous quarter). Exports by North America, Europe and Asia were up 4%, 4.4% and 5.4%,

respectively, in the latest period. Meanwhile, imports increased by 5.3% in North America, 0.4% in Europe and 9.3% in Asia.

2.21. The fastest growing services sector in Q2 was transport, with year-on-year growth of 6.6%, followed by travel (6.3%), other commercial services (4.2%, including financial services) and goods related services (2.7%).

2.22. Exports and imports of commercial services for selected economies are shown in Chart 2.6. Exports of services in the United States were up 4.1% year-on-year in Q2 to US\$185 billion. Meanwhile, U.S. imports rose 6.1% to US\$131 billion. Extra-exports of the European Union were also higher in the latest quarter, rising to 3.8% above their level in the second quarter of 2016, or US\$238 billion. On the other hand, extra-EU imports of services were down 1.9% to US\$192 billion. Extra-EU commercial services trade growth looks more impressive when measured in euros. In this case, exports were up 7% and imports were up 1% compared to the previous year. Japanese services exports increased by 8% to US\$45 billion, while imports rose 3.5% to US\$48 billion.

2.23. Exports of commercial services were up strongly over the previous year in most emerging economies including Brazil (5.5%, US\$8 billion), the Russian Federation (17.4%, US\$15 billion) and India (16.6%, US\$46 billion). China was a notable exception, with exports falling slightly to US\$51 billion. Meanwhile, imports were up 0.8% in Brazil (US\$16 billion), 21.3% in the Russian Federation (US\$22 billion), 20.0% in India (US\$39 billion) and 18.2% in China (US\$124 billion).

## 2.5 Trade Forecast and Economic Outlook

2.24. Due to stronger than expected trade growth in the first half of 2017, the WTO issued an upward revision to its trade forecast on 21 September 2017. The volume of world merchandise trade is now forecast to grow by 3.6% in 2017. The previous estimate for 2017 was 2.4%, though this was set within a range of 1.8%-3.6%, reflecting high economic and policy uncertainty. The new estimate puts the focus on the top end of that range. Growth of 3.6% represents a substantial improvement on the lacklustre 1.3% increase in 2016. The new estimate is placed within a range of from 3.2% to 3.9%, reflecting the typical variability of previous forecasts. Trade in 2018 should grow by 3.2%, with this figure set within a wider range of from 1.4% to 4.4% to reflect the inherent uncertainty of more distant forecasts.

2.25. Table 2.1 summarizes the revised trade forecast. If these estimates are realized, 2017 will be the first year since 2013 with imports of developing economies growing faster than those of developed economies. Whether this means an end to the so-called emerging market trade slowdown remains to be seen. The trade recovery in 2017 should be led by increased shipments in Asia and North America. South America and other resource rich regions may continue to see relatively weak export growth, but their imports should see stronger growth.

2.26. The ratio of world trade growth to world GDP growth, also known as the "elasticity" of world trade, has been stuck at historically low levels of 1:1 or less for the last five years. The ratio fell below 1 to 0.6 in 2016, leading to concerns about a weakening relationship between world trade and output. If the current trade forecast is realized, the elasticity should rebound to 1.3:1 in 2017, easing those concerns somewhat.

2.27. Despite the improved outlook, world trade could easily be undermined by several downside risks, including trade policy measures, tighter monetary policy in developed countries, geopolitical tensions and natural disasters. Some of these risks, although real, are difficult to quantify. As a result, risks to the forecast are predominantly on the downside. On the other hand, the fact that trade growth is now more synchronized across regions than it has been for some time could make the current expansion self-reinforcing and provide some upside potential. More positive outcomes could convince countries to limit recourse to trade-restrictive measures and engage constructively within the multilateral trading system.

2.28. Table 2.1 shows merchandise trade volume and real GDP growth between 2013 and 2018.

**Table 2.1 Merchandise trade volume and real GDP growth, 2013-18**

(annual % change)

	2013	2014	2015	2016	2017 <sup>d</sup>	2018 <sup>d</sup>
<b>Volume of world merchandise trade<sup>a</sup></b>	2.4	2.7	2.6	1.3	3.6 (3.2 - 3.9)	3.2 (1.4 - 4.4)
<b>Exports</b>						
Developed economies	1.7	2.4	2.7	1.4	3.0 (2.8 - 3.2)	2.8 (1.6 - 3.5)
Developing economies <sup>b</sup>	4.0	3.0	1.9	1.3	4.7 (4.2 - 5.2)	4.1 (2.1 - 5.7)
North America	2.7	4.2	0.7	0.5	4.2 (2.5 - 5.3)	3.8 (0.8 - 6.0)
South and Central America	1.7	-2.2	2.5	2.0	0.5 (-1.9 - 2.4)	1.3 (-1.5 - 3.0)
Europe	1.7	2.0	3.6	1.4	2.5 (1.6 - 3.3)	2.5 (1.3 - 3.3)
Asia	5.4	4.3	1.1	1.8	6.4 (5.9 - 7.2)	4.8 (1.9 - 7.5)
Other regions <sup>c</sup>	0.5	0.9	4.3	0.3	0.5 (-1.4 - 2.7)	2.1 (1.2 - 2.8)
<b>Imports</b>						
Developed economies	0.0	3.6	4.7	2.0	3.0 (2.5 - 3.8)	2.9 (2.6 - 3.3)
Developing economies <sup>b</sup>	4.7	1.7	0.5	0.2	5.1 (3.6 - 6.0)	3.7 (-0.9 - 7.0)
North America	1.3	4.8	6.7	0.4	4.1 (3.2 - 4.8)	3.5 (0.7 - 6.1)
South and Central America	4.5	-2.4	-5.8	-8.7	1.1 (-6.8 - 5.9)	2.4 (-8.9 - 9.2)
Europe	-0.2	3.2	4.3	3.1	2.4 (1.7 - 3.3)	2.8 (2.2 - 3.4)
Asia	4.8	3.0	2.9	2.0	5.8 (5.0 - 6.3)	4.0 (1.3 - 6.2)
Other regions <sup>c</sup>	1.8	-0.9	-5.1	-2.4	4.0 (1.5 - 5.6)	2.4 (-3.1 - 6.6)
<b>Real GDP at market exchange rates</b>	2.3	2.7	2.7	2.3	2.8	2.8
Developed economies	1.2	1.8	2.2	1.6	2.0	1.8
Developing economies <sup>b</sup>	4.7	4.3	3.7	3.5	4.1	4.4
North America	1.7	2.4	2.5	1.5	2.1	2.1
South and Central America	3.4	0.9	-0.9	-1.9	0.9	1.8
Europe	0.7	1.8	2.3	1.9	2.2	1.9
Asia	4.6	4.1	4.2	4.1	4.4	4.3
Other regions <sup>c</sup>	2.6	2.5	1.1	1.8	2.1	2.9

a Average of exports and imports.

b Includes the Commonwealth of Independent States (CIS), including associate and former member States.

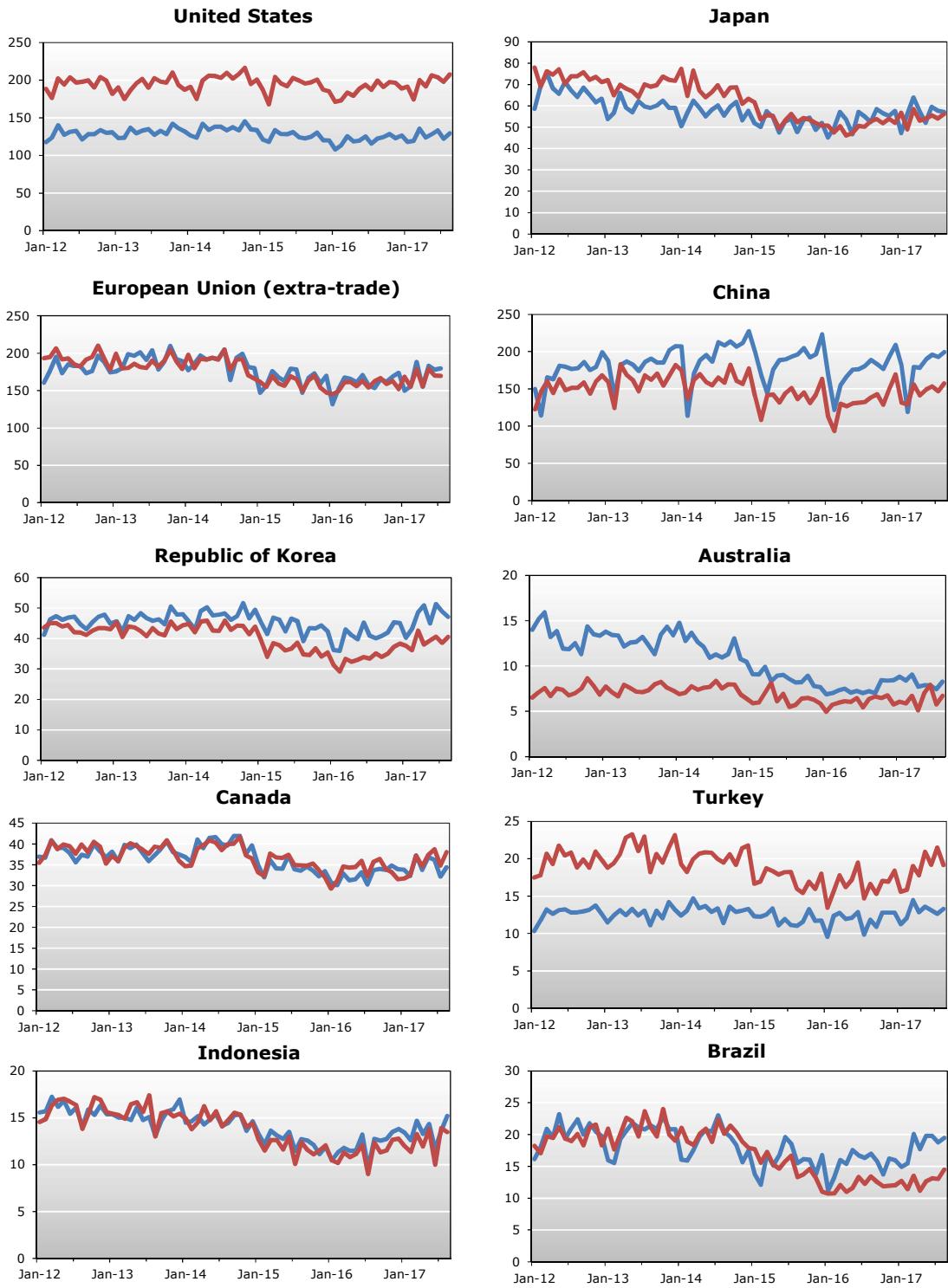
c Other regions comprise Africa, Middle East and CIS.

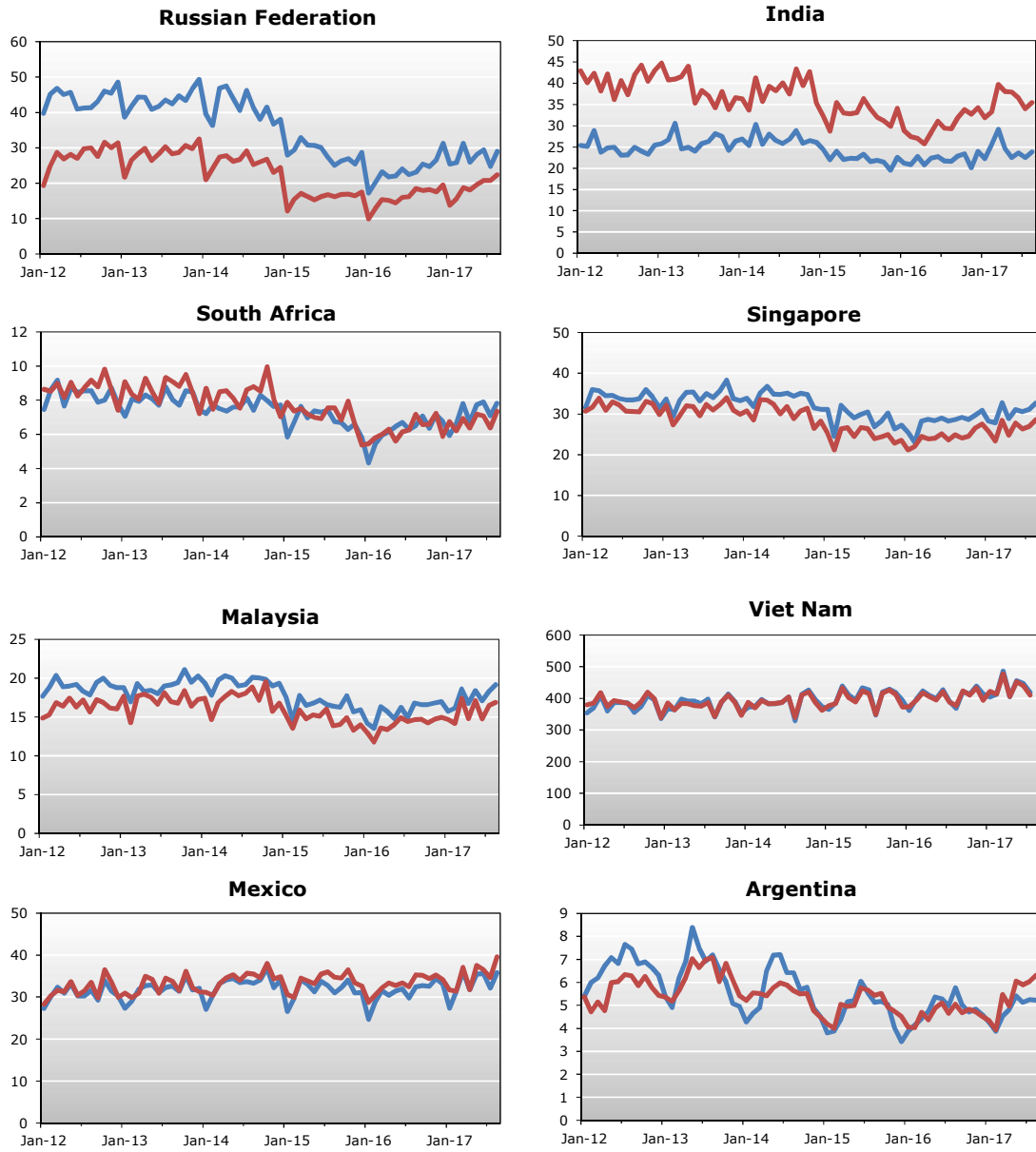
d Figures for 2017 and 2018 are projections.

Source: WTO Secretariat for trade; consensus estimates for GDP, with data source from the International Monetary Fund (IMF), Organisation for Economic Cooperation and Development (OECD), the United Nations, the Economist Intelligence Unit (EIU) and national sources.

**Chart 2.5 Merchandise exports and imports of selected economies, January 2012 - August 2017**

(US\$ billion)

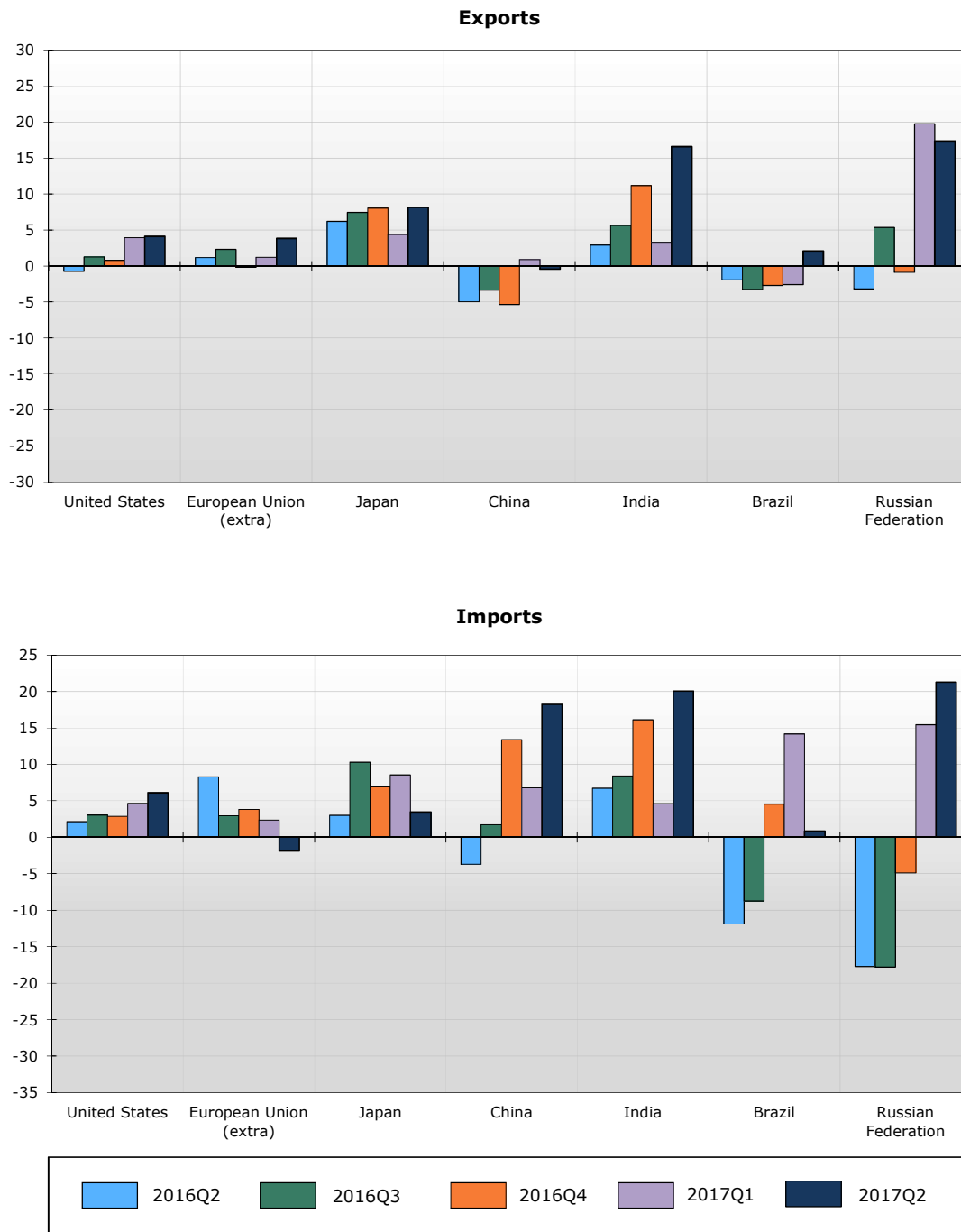




Source: IMF International Financial Statistics, Global Trade Information Services, Global Trade Atlas database, and national statistics.

**Chart 2.6 Commercial services exports and imports of selected economies, 2016Q4 - 2017Q2**

(year-on-year percentage change in current US\$ values)



Source: WTO and UNCTAD Secretariats.

**Box 2.2 Global Value Chains (GVCs) and Economic Transformation – OECD**

The movement of labour and other resources from lower- to higher- productivity activities, within and between firms and sectors, is central to the process of development. Firm integration in GVCs can bolster this process of economic transformation through two main channels: trade in tasks and, more broadly, trade in intermediate inputs, which enable more firms to participate in markets by avoiding the need to develop entire value chains domestically; and transfer of technologies, know-how and opportunities to "learn through importing" higher quality intermediates and "learn by exporting" which enable more firms to benefit from, and upgrade within, GVCs.

From a national perspective, what matters is not the share of domestic value added (DVA) in a country's exports but rather the way that country builds on its comparative advantages and uses domestic and foreign inputs to drive increased productivity, competitiveness and its overall level of sustainable economic activity. Effective integration in GVCs can contribute to higher overall levels of DVA, growth and jobs.

So rather than attempting to "force" upgrading processes through measures that seek to increase the share of DVA in exports within GVCs, policies should seek to ensure that the overall operating environment for businesses is conducive to increasing productivity growth on a sustainable basis. Reducing import tariffs and other trade restrictions is critical, as are the needed domestic investments in human capital and physical infrastructure, for example.

GVCs vary and their structure matters for the way in which GVC integration supports economic transformation. Vertically organized sectors (such as electronics or autos, characterized by few sellers and buyers at each of the stages of the value chain) are more likely to act as a springboard for economic transformation, compared to horizontal sectors (characterized by many sellers and buyers). But vertically organized sectors may also create new vulnerabilities and risks, as local shocks may be more likely to be passed through the value chain. This underscores the importance of policies aimed at building resilience to shocks, such as those related to FDI strategies which help enable diversification into sectors with different risk profiles. Services are the glue that binds GVCs together. Indicators of the importance of sectors as sellers of value added to others highlight the centrality of support services in GVCs. Regulations reducing competition in support services sectors such as transport and storage, in particular maritime logistics services, are detrimental to the efficiency of the sector itself and of other sectors that rely on it, and for GVC integration. Finally, the longer run economic transformation opportunities from GVC integration are not always in the form of a direct upgrading of production in the integrated sectors. For some, transformation may come in the form of opportunities related to upgrading in support and upstream sectors; this is the case, for example, for supporting services for the mining and quarrying sectors. However, these support services are often highly regulated; a move toward pro-competitive domestic policies would enhance productivity and competitiveness in those sectors.

Source: OECD.

### 3 TRADE AND TRADE-RELATED POLICY ISSUES

#### 3.1 Overview of trends identified during the period under review

3.1. The following Sections provide in-depth analysis of a number of selected trade and trade-related policy developments during the period from mid-October 2016 to mid-October 2017.

3.2. The WTO trade monitoring exercise is first and foremost about transparency. It is intended to be purely factual and without prejudice to the rights and obligations of WTO Members (see Box 1). The regular monitoring reports seek to capture the most recent trends in the implementation of trade measures, and contextualize them with the global economic environment and other developments in the international trading system. The contribution of WTO Members and Observers in the trade monitoring effort, and in establishing a platform for a regular and collective peer review of trade measures, is not only fundamental, but also conducive to continuing the substantive debate on the importance of transparency and predictability in trade policy-making.

3.3. The trade measures compiled for this Report are presented in three categories: (i) measures that clearly facilitate trade (Annex 1); (ii) trade-remedy measures (Annex 2); and (iii) other trade and trade-related measures (Annex 3).

3.4. The total number of measures in these three categories recorded over the period mid-October 2016 to mid-October 2017 was 662. This figure includes 128 trade-facilitating measures, 426 trade-remedy measures and 108 other trade and trade-related measures.<sup>12</sup>

##### 3.1.1 Measures Facilitating Trade

3.5. Annex 1 to this Report lists measures which may be considered as trade-facilitating.

3.6. During the review period, 128 measures aimed at facilitating trade were recorded for WTO Members (Table 3.1), representing 19% of the total number of measures captured in this Report. This amounts to a monthly average of around 11 trade-facilitating measures, significantly lower than the monthly average (18) recorded in the previous annual overview, and a slight decrease compared to the June 2017 Report. More importantly, however, is the fact that the estimated trade coverage<sup>13</sup> of the import-facilitating measures recorded for the review period (US\$169.3 billion) is more than two times higher than the estimated trade coverage of import-restrictive measures (US\$78.7 billion). More information on these numbers is provided below.

3.7. From Table 3.1 it is clear that among trade-facilitating measures, the reduction or elimination of import tariffs continue to dominate.<sup>14</sup> A number of simplified customs procedures for imports were also recorded. On the export side, the elimination and simplification of specific customs procedures make up the most commonly recorded type of export-related measures. Other facilitating measures applied to exports during the review period include a temporary elimination of QRs on exports of certain light processed minerals and the reduction of various duties.

---

<sup>12</sup> See Annexes 1-3. These Annexes do not include SPS and TBT measures which are covered in Sections 3.3 and 3.4. Services measures are analyzed in Section 4 and are listed in Annex 4.

<sup>13</sup> The value of trade is calculated using the UNSD Comtrade database, and is counted at the six-digit tariff line level. In cases where the same product is subject to more than one restrictive measure against the same partner, the trade coverage is counted only once. When the relevant HS codes were not provided or could not be clearly identified, no calculation was done.

<sup>14</sup> E.g. reduction or elimination of import tariffs on capital goods, telecommunication and informatics.



**Table 3.1 Measures facilitating trade (Annex 1)**

Type of measure	2012	2013	2014	2015	2016	Mid-Oct 15 to mid-Oct 16 (WT/TPR/OV/19)	Mid-Oct 16 to mid-May 17 (7 months)	Mid-Oct 16 to mid-Oct 17
<b>Import</b>	<b>171</b>	<b>137</b>	<b>169</b>	<b>203</b>	<b>145</b>	<b>173</b>	<b>68</b>	<b>110</b>
- Tariff	149	107	142	160	110	128	57	94
- Customs procedures	12	25	15	32	28	35	10	14
- Tax	2	4	2	6	4	5	1	2
- QRs	7	1	10	5	1	3	0	0
- Other	1	0	0	0	2	2	0	0
<b>Export</b>	<b>17</b>	<b>8</b>	<b>9</b>	<b>42</b>	<b>31</b>	<b>40</b>	<b>12</b>	<b>18</b>
- Duties	7	3	3	18	4	6	2	2
- QRs	8	4	3	4	1	4	0	1
- Other	2	1	3	20	26	30	10	15
<b>Other<sup>a</sup></b>	<b>6</b>	<b>1</b>	<b>1</b>	<b>4</b>	<b>3</b>	<b>3</b>	<b>0</b>	<b>0</b>
<b>Total</b>	<b>194</b>	<b>146</b>	<b>179</b>	<b>249</b>	<b>179</b>	<b>216</b>	<b>80</b>	<b>128</b>
<i>Average per month</i>	<i>16.2</i>	<i>12.2</i>	<i>14.9</i>	<i>20.8</i>	<i>14.9</i>	<i>18.0</i>	<i>11.4</i>	<i>10.7</i>

a Other than local content measures.

Note: Revisions of the data reflect changes undertaken in the TMDB to fine-tune and update the available information. Facilitating measures now mainly cover Annex 1 measures and those Annex 3 measures which have been reported as terminated by Members.

Source: WTO Secretariat.

3.8. The trade coverage of the import-facilitating measures introduced during the review period was US\$169.3 billion, i.e. 1.07%<sup>15</sup> of the value of world merchandise imports.<sup>16</sup> The HS Chapters within which the majority of trade-facilitating measures were taken include mineral fuels and oils (HS27) 35.7%, machinery and mechanical appliances (HS84) 14.4%, electrical machinery and parts thereof (HS85) 6.6%, animal and vegetable fats and oils (HS15) 3.8%, and plastics and articles thereof (HS39) 3.3%.<sup>17</sup>

### Box 3.1 Trade coverage of the ITA Expansion Agreement

The review period covered by this Report includes measures resulting from the implementation of the ITA Expansion Agreement.

According to preliminary estimates, the trade coverage of the import-facilitating measures implemented during the review period in the context of the ITA Expansion Agreement amounted to US\$384.5 billion, or around 2.4% of the value of world merchandise imports.<sup>a</sup> These measures were implemented by Australia; Canada; China; the European Union; Guatemala; Hong Kong, China; Iceland; Israel; Japan; the Republic of Korea; Macao, China; Malaysia; Mauritius; Montenegro; New Zealand; Philippines; Switzerland; Chinese Taipei; Thailand and the United States and are reflected in Annex 1.

Given the very significant trade coverage value of these measures, they have not been included in the figures evaluating the trade coverage of the trade-facilitating measures in Section 3.1.1, as it would undermine the value of any comparison with previous Reports.

For more details on the ITA Expansion Agreement see Section 3.9.

<sup>a</sup> Calculated at HS six-digit level and using 2016 import figures.

Source: WTO Secretariat.

<sup>15</sup> In the previous annual overview report the trade coverage was US\$248.9 billion (1.51% of world merchandise imports).

<sup>16</sup> The trade coverage of a measure is calculated to be the value of annual imports of the specific product concerned from countries affected by the measure as a share of the value of total world merchandise imports. Highly-traded goods may significantly influence the estimation of the trade coverage. The trade coverage calculation includes: one measure by the Republic of Korea (elimination of import tariffs on 132 items) accounting for 40.8% of the total, three measures by Brazil (reduction of import tariffs on capital goods) accounting for 14.3% of the total, and one measure by Ecuador (elimination of temporary import surcharges) accounting for 9.6% of the total.

<sup>17</sup> These figures do not include import-facilitating measures implemented in the context of the ITA Expansion Agreement (see Box 3.1).

### 3.1.2 Trade Remedy Actions<sup>18</sup>

3.9. A detailed overview of trade remedy measures taken by WTO Members during the review period is contained in Annex 2. A single methodology is being applied across the Report to the counting of anti-dumping and countervailing investigations, i.e. on the basis of the number of exporting countries or customs territories affected by an investigation or by a termination. Thus, one anti-dumping or countervailing investigation involving imports from  $n$  countries/customs territories is counted as  $n$  investigations. Similarly, the termination of an anti-dumping or countervailing action is counted as  $n$  terminations.

3.10. During the review period, 426 trade remedy actions were recorded (Table 3.2), i.e. 64% of the total of all trade measures captured in this Report. WTO Members have typically initiated more new trade remedy investigations compared to the number of trade remedy actions they have terminated.<sup>19</sup> The period under review witnessed a deceleration of the monthly average of initiations compared to the previous annual overview, and broadly similar to the June 2017 Report. The monthly average of terminations was also down compared to the previous annual overview. Anti-dumping measures continue to make up the bulk (83%) of initiations and (86%) of terminations.

3.11. The trade remedy actions taken during the review period covered a wide range of products. In the case of initiations of investigations, the main sectors were electrical machinery and parts thereof (HS85) 22.3%, iron and steel (HS72) 19.2%, articles of iron and steel (HS73) 10.7%, and wood and articles of wood (HS44) 10.7%.

3.12. The trade coverage of trade-remedy initiations introduced during the review period by WTO Members was US\$76.4 billion (0.48% of world merchandise imports). For terminations, the trade coverage was valued at US\$12 billion (0.08% of world merchandise imports).<sup>20</sup>

**Table 3.2 Trade remedy actions (Annex 2)**

Type of measure	2012	2013	2014	2015	2016	Mid-Oct 15 to mid-Oct 16 (WT/TPR/OV /19)	Mid-Oct 16 to mid-May 17 (7 months)	Mid-Oct 16 to mid-Oct 17
<b>Initiations</b>	<b>255</b>	<b>338</b>	<b>304</b>	<b>277</b>	<b>343</b>	<b>340</b>	<b>174</b>	<b>301</b>
- AD	208	287	236	229	298	290	147	251
- CVD	23	33	45	31	34	33	24	42
- SG	24	18	23	17	11	17	3	8
<i>Average per month</i>	<i>21.3</i>	<i>28.2</i>	<i>25.3</i>	<i>23.1</i>	<i>28.6</i>	<i>28.3</i>	<i>24.9</i>	<i>25.1</i>
<b>Terminations</b>	<b>208</b>	<b>186</b>	<b>221</b>	<b>212</b>	<b>166</b>	<b>161</b>	<b>71</b>	<b>125</b>
- AD	177	160	186	167	136	132	63	108
- CVD	21	17	23	25	15	17	7	12
- SG	10	9	12	20	15	12	1	5
<i>Average per month</i>	<i>17.3</i>	<i>15.5</i>	<i>18.4</i>	<i>17.7</i>	<i>13.8</i>	<i>13.4</i>	<i>10.1</i>	<i>10.3</i>

Note: The information on trade remedy actions for 2012-16 is based on the semi-annual notifications by WTO Members. For mid-May 2017 to mid-October 2017, the information is based on the responses and the verification received directly from WTO Members. Anti-circumvention measures are not included in the above numbers.

Source: WTO Secretariat.

<sup>18</sup> The coverage of trade remedy actions in this Report in no way prejudices the right of WTO Members to take trade remedy actions. See also Box 1.

<sup>19</sup> Termination means either the termination of the investigation (without imposition of a measure) or elimination of the imposed measure.

<sup>20</sup> In the previous annual overview report initiations represented US\$89.6 billion (0.55% of world merchandise imports) and terminations US\$18.2 billion (0.11% of world merchandise imports).

### 3.1.3 Other Trade and Trade-Related Measures

3.13. Annex 3 to this Report lists measures which may be considered to have a trade-restrictive effect.

3.14. During the review period, 108 new trade-restrictive measures were recorded, representing 16% of the total number contained in Annexes 1 to 3. The monthly average of nine trade-restrictive measures is lower compared to the average of 15 recorded for the previous annual overview.

3.15. Out of the total number of the measures recorded in Annex 3, more than two-thirds were applied to imports. Tariff increases account for almost 60% of all import restrictive measures, followed by a range of customs procedures, quantitative restrictions<sup>21</sup> and import taxes.<sup>22</sup> With respect to export, the majority of measures taken were QRs<sup>23</sup>, followed by duties.<sup>24</sup> As for 'other measures' introduced by the WTO Members, local content regulations made up the bulk of the measures recorded (Table 3.3).

**Table 3.3 Other trade and trade-related measures (Annex 3)**

Type of measure	2012	2013	2014	2015	2016	Mid-Oct 15 to mid-Oct 16 (WT/TPR/OV/19)	Mid-Oct 16 to mid-May 17 (7 months)	Mid-Oct 16 to mid-Oct 17
<b>Import</b>	<b>124</b>	<b>131</b>	<b>125</b>	<b>169</b>	<b>101</b>	<b>133</b>	<b>56</b>	<b>78</b>
- Tariff	70	82	77	105	65	81	32	46
- Customs procedures	32	26	18	30	17	26	18	21
- Tax	6	5	8	16	6	11	1	3
- QRs	14	16	7	12	12	11	5	7
- Other	2	2	15	6	1	4	0	1
<b>Export</b>	<b>22</b>	<b>31</b>	<b>25</b>	<b>44</b>	<b>21</b>	<b>34</b>	<b>10</b>	<b>17</b>
- Duties	3	5	11	13	7	7	2	5
- QRs	12	10	8	7	10	12	6	7
- Other	7	16	6	24	4	15	2	5
<b>Other</b>	<b>13</b>	<b>7</b>	<b>12</b>	<b>15</b>	<b>13</b>	<b>15</b>	<b>8</b>	<b>13</b>
- Other <sup>a</sup>	8	1	1		4	4	1	1
- Local content	5	6	11	15	9	11	7	12
<b>Total</b>	<b>159</b>	<b>169</b>	<b>162</b>	<b>228</b>	<b>135</b>	<b>182</b>	<b>74</b>	<b>108</b>
<i>Average per month</i>	<i>13.3</i>	<i>14.1</i>	<i>13.5</i>	<i>19.0</i>	<i>11.3</i>	<i>15.2</i>	<i>10.6</i>	<i>9.0</i>

a Other than local content measures.

Note: Revisions of the data reflect changes undertaken in the TMDB to fine-tune and update the available information.

Source: WTO Secretariat.

3.16. The other trade and trade-related measures recorded in Annex 3, and which may be considered trade-restrictive, cover a wide range of products. The main sectors were machinery and mechanical appliances (HS84) 13%, electrical equipment and parts thereof (HS85) 12.9%, animal and vegetable fats and oils (HS15) 11%, iron and steel (HS72) 10.3%, and plastics and articles thereof (HS39) 9.7%. The trade coverage of the import-restrictive measures<sup>25</sup> affecting imports

<sup>21</sup> E.g. QRs applied on wheat, vegetable, fruits and worn clothing.

<sup>22</sup> E.g. taxes on washing machines, lamps and sweetened sugar beverages. One WTO Member applies taxes on all imported products.

<sup>23</sup> E.g. QRs on liquefied natural gas, rubberwood, wood, leather, unprocessed timber, gold, silver and waste or scrap of precious metals.

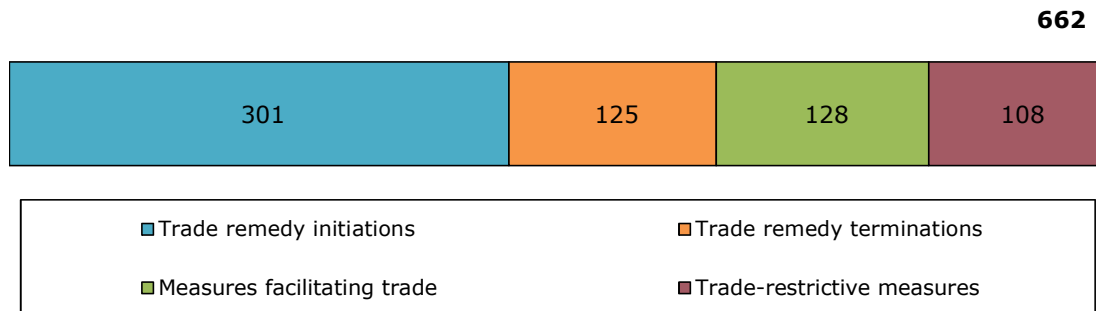
<sup>24</sup> E.g. duties on food products, sugar, pharmaceutical products, chemicals, machinery, cotton, base metals and articles of base metals.

<sup>25</sup> The trade coverage calculation includes: one measure by Argentina (non-automatic import licensing) accounting for 21% of the total, one measure by India (increase of import tariffs on soya-bean oil) accounting for 10.9%, and one measure by Turkey (increase of import tariffs) accounting for 8.1%.

introduced during the review period was US\$78.7 billion, i.e. 0.5% of the value of world merchandise imports.<sup>26</sup>

### Chart 3.1 Overview of measures taken by WTO Members and Observers, mid-October 2016 to mid-October 2017


(by number)



Source: WTO Secretariat.

### Chart 3.2 Trade coverage of import measures, mid-October 2016 to mid-October 2017

**US\$ 336 billion**



Source: WTO Secretariat.

3.17. The above Section has attempted to provide a more in-depth look at the latest trends among WTO Members in trade policy making. A number of findings of previous reports have been confirmed. For example, the numerical importance of trade remedy measures, and anti-dumping measures in particular, in the overall number of trade and trade-related measures is fully consistent with previous reports.

3.18. This report has seen the monthly average of trade-restrictive measures implemented by WTO Members fall compared to the previous annual overview. Further, despite the low monthly average of trade-facilitating measures, the estimated trade coverage for import-facilitating measures (US\$169.5 billion) is more than two times higher than that of import-restricting measures (US\$78.7 billion). Broadly in line with the findings of the previous report, the trade coverage of all trade remedy investigations introduced during this review period was significantly lower (US\$76.4 billion) than the trade coverage of trade-facilitating measures and slightly lower than the trade coverage for import-restrictive measures.

## 3.2 Trade-Remedies

3.19. This analysis provides an assessment of trends in trade remedy actions in the periods from July 2014 – June 2015 ("first period"), July 2015 – June 2016 ("second period") and July 2016 – June 2017 ("current period").<sup>27</sup> Concerning anti-dumping, data for the current period indicate a

<sup>26</sup> In the previous annual overview report, the trade coverage of the import-restrictive measures affecting imports was US\$101.2 billion (0.62% of the value of world merchandise imports).

<sup>27</sup> These periods coincide with the Member's semi-annual reporting periods. This Section does not in any way question Members' rights to take trade remedy actions.

significant increase in the number of new investigations initiated. The number of countervail investigations initiated, however, remained constant over the three periods examined. The number of safeguard investigations initiated decreased. The total number of initiations for the latter two types of trade-remedy investigations remained considerably lower than for anti-dumping.

### Anti-Dumping Measures<sup>28</sup>

3.20. Global anti-dumping initiations increased slightly by 13% in the second period, from 238 in the first period to 268, and reached 290 in the current period (Table 3.4). The table below provides information on which Members initiated anti-dumping investigations.

**Table 3.4 Initiations of anti-dumping investigations**

Reporting Member	July 2014 - June 2015	July 2015 - June 2016	July 2016 - June 2017
Argentina	6	8	21
Australia	14	18	18
Bahrain, Kingdom of; Kuwait, State of; Oman; Qatar; Saudi Arabia, Kingdom of; United Arab Emirates <sup>a</sup>	0	1	1
Brazil	18	15	12
Canada	12	4	19
Chile	1	1	2
China	6	10	12
Colombia	7	1	3
Costa Rica	0	2	0
Dominican Republic	0	1	0
Egypt	10	4	13
El Salvador	0	0	1
European Union	15	12	12
India	37	66	55
Indonesia	16	2	7
Israel	0	1	4
Japan	2	0	3
Korea, Republic of	3	3	7
Malaysia	13	3	4
Mexico	17	5	6
Morocco	2	4	1
Pakistan	3	22	13
Paraguay	0	0	1
Peru	1	0	1
Philippines	0	1	0
Russian Federation <sup>b</sup>	5	0	2
South Africa <sup>c</sup>	1	0	0
Chinese Taipei	0	8	0
Thailand	1	13	3
Trinidad and Tobago	1	0	0
Turkey	22	8	19
Ukraine	3	2	2

<sup>28</sup> Anti-dumping and countervailing investigations are counted on the basis of the number of exporting countries or customs territories affected by an investigation. Thus, one anti-dumping or countervailing investigation involving imports from  $n$  countries/customs territories is counted as  $n$  investigations.

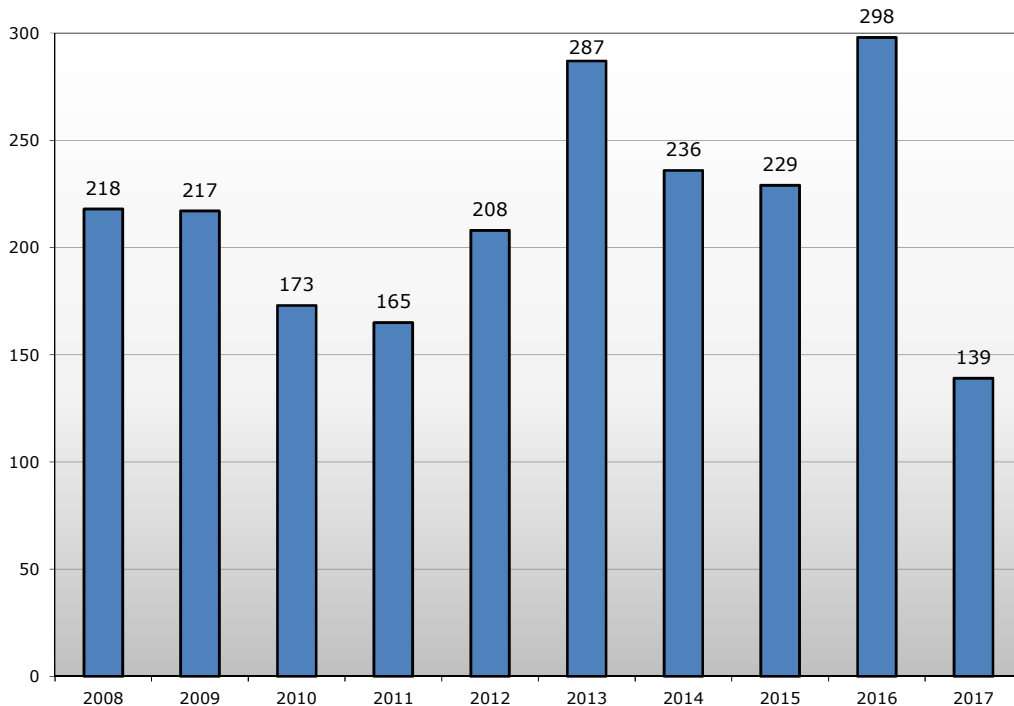
Reporting Member	July 2014 - June 2015	July 2015 - June 2016	July 2016 - June 2017
United States	21	51	47
Uruguay	1	0	0
Viet Nam	0	2	1
<b>Total</b>	<b>238</b>	<b>268</b>	<b>290</b>

- a Investigations are initiated at the level of the Gulf Cooperation Council.
- b Notified by the Russian Federation; investigations are initiated by the Eurasian Economic Union on behalf of all of its members collectively.
- c Notified by South Africa; investigations are initiated at the level of the Southern African Customs Union on behalf of all of its members collectively.

Source: WTO Secretariat.

3.21. Chart 3.3 shows that the number of anti-dumping investigations initiated increased to 298 investigations. This is the highest number of initiations since the beginning of the monitoring exercise, but still lower than the 311 recorded in 2002 and the all-time high of 372 in 2001. The initial figure covering the first six months of 2017 may indicate a downward trend in anti-dumping initiations for the full year.

**Chart 3.3 Total anti-dumping investigation initiations<sup>a</sup>**



- a Data for 2017 relate to the January to June period.

Source: WTO Secretariat.

3.22. While anti-dumping investigations do not necessarily lead to the imposition of measures, a rise in the number of investigations initiated is an early indicator suggesting a likely increase in the number of measures imposed. Over the three periods, a total of 557 anti-dumping measures were imposed (Table 3.5). However, as it can take up to 18 months for an investigation to be concluded once initiated, these measures may not necessarily be the result of initiations in the same period.

**Table 3.5 Number of anti-dumping measures imposed**

Reporting Member	July 2014 - June 2015	July 2015 - June 2016	July 2016 - June 2017
Argentina	14	4	2
Australia	16	8	11
Bahrain, Kingdom of; Kuwait, State of; Oman; Qatar; Saudi Arabia, Kingdom of; United Arab Emirates <sup>a</sup>	0	0	1
Brazil	50	9	14
Canada	12	2	12
Chile	0	0	2
China	2	8	10
Colombia	2	2	0
Costa Rica	0	0	1
Dominican Republic	1	0	1
Egypt	0	2	4
European Union	1	10	11
India	32	38	41
Indonesia	3	3	2
Israel	0	0	1
Japan	1	0	2
Korea, Republic of	5	4	2
Malaysia	5	5	0
Mexico	6	14	7
Morocco	4	1	0
Pakistan	0	3	4
Peru	1	0	1
Philippines	1	0	0
Russian Federation <sup>b</sup>	2	6	1
South Africa <sup>c</sup>	3	2	0
Chinese Taipei	0	0	8
Thailand	0	1	9
Trinidad and Tobago	0	1	0
Turkey	8	8	7
Ukraine	2	1	3
United States	23	19	49
Viet Nam	4	0	2
<b>Total</b>	<b>198</b>	<b>151</b>	<b>208</b>

a Measures are imposed at the level of the Gulf Cooperation Council.

b Notified by the Russian Federation; investigations are initiated by the Eurasian Economic Union on behalf of all of its members collectively.

c Notified by South Africa; investigations are initiated at the level of the Southern African Customs Union on behalf of all of its members collectively.

Source: WTO Secretariat.

3.23. Chart 3.4 shows that there was little change in terms of the products affected by anti-dumping investigations initiated during the three periods examined, with the majority of initiations focused on products in the metals, chemicals and plastics and rubber sectors.

3.24. Metal products were subject to the most initiations in each period, accounting for 36% of all initiations in the first period, 47% in the second period and 41% in the current period. In each period, at least 86 initiations targeted metals, of which 94% involved steel products (goods classified under Chapters 72 and 73 of the HS Code). Over the three periods combined, the United States (73), Australia (39), the European Union (29), Canada (25), and Mexico (21) accounted for more than half of the 333 initiations on metals. An increase in the number of initiations on metal products was seen in the current period with 16 investigations initiated by Australia, 12 by Canada, 11 by the European Union, 9 by Egypt, and 7 by Brazil. Initiations on

metals across the three periods targeted mostly products from China (88, of which 79 involved steel products), the Republic of Korea (35, of which 34 involved steel), India (20, of which 19 involved steel) and Viet Nam (17, of which 15 involved steel). In many instances, investigations were launched on the same product from several exporting countries. For instance, five steel products were the focus of 78 investigations.

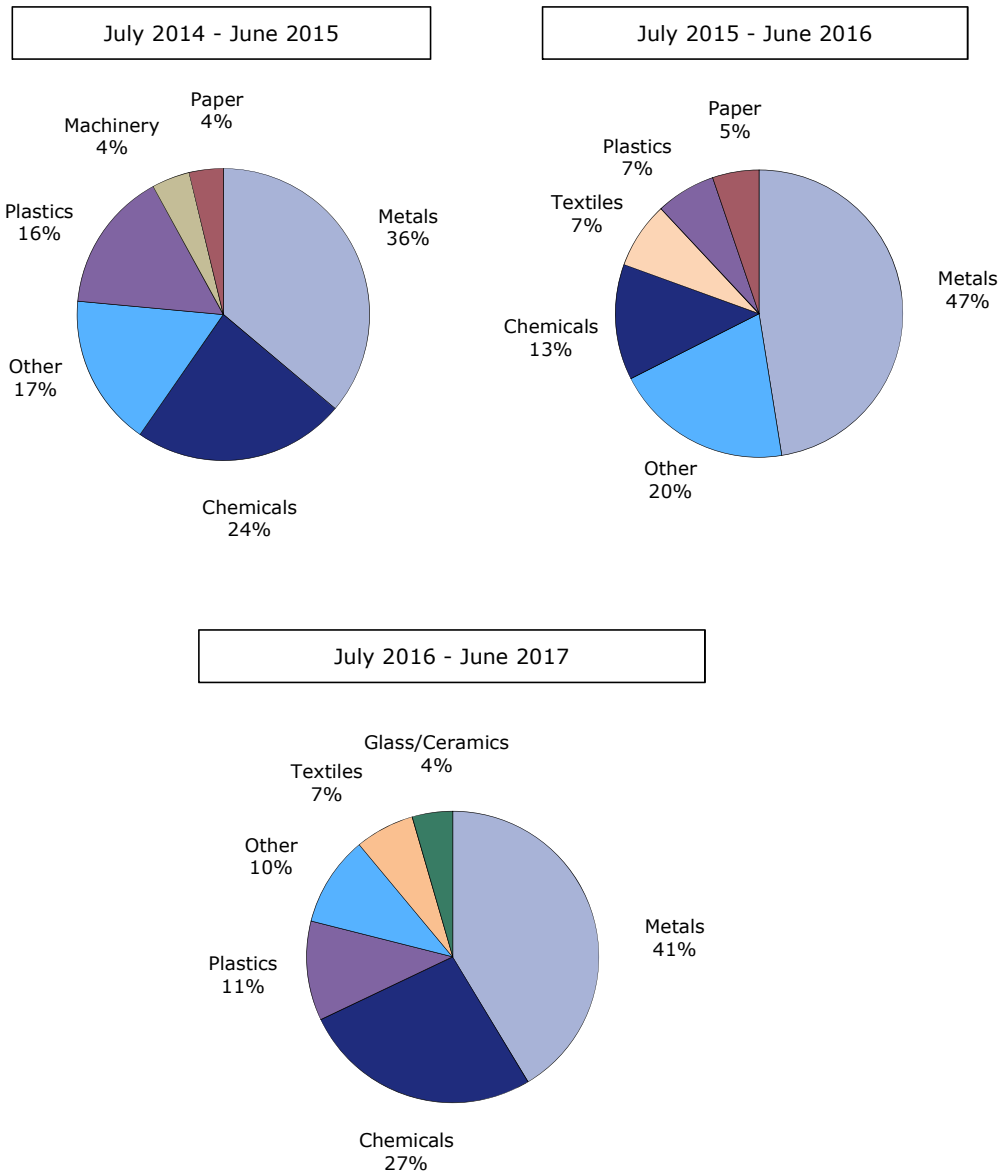
3.25. Chemical products accounted for the second-largest share of initiations over the three reporting periods, with a 24% share of initiations in the first period, a 13% share in the second and a 27% share in the current period. India accounted for 72 of the 169 new investigations on products in this sector over the three reporting periods, followed by China (12) and Pakistan (11). These initiations involved mostly chemical products from China (35), the Republic of Korea (20), Chinese Taipei (9) and the United States (9). As with the metals sector, investigations into chemicals frequently involved the same product from different countries – 18 products accounted for 90 of the investigations in this area.

3.26. Plastics and rubber ranked third over the three periods examined, accounting for 16% of all initiations in the first period, 7% in the second, and 11% in the current period. Brazil, India and the United States accounted for almost half of the 87 plastics and rubber investigations (13 investigations by each). China was the main subject of investigations in this sector (21), followed by Thailand (9), the Republic of Korea (8) and India (8).

3.27. In terms of countries targeted by new anti-dumping investigations, 42 exporting Members were involved in the first period, 43 in the second period and 50 in the current period. China remained, by some margin, the most frequent subject to anti-dumping initiations during the three reporting periods – investigations into Chinese products accounted for 28% of all investigations during these periods. The Republic of Korea was the second most frequent subject during the three reporting periods, accounting for 9% of total initiations, followed by India at 5%.



**Chart 3.4 Anti-dumping initiations by product**



Note: Values are rounded.

Source: WTO Secretariat.

### Countervailing Measures

3.28. As shown in Table 3.6, global initiations of countervailing duty investigations have remained broadly constant over the three periods examined. Over the three periods examined, 91% of countervail investigations were conducted concurrently with an anti-dumping investigation.

3.29. Among the fourteen Members that initiated countervailing investigations during the three periods examined, the United States initiated the most new investigations (60), accounting for 54% of initiations. Canada, the second largest user, accounted for 17% of all initiations and Australia for 9%. The remaining investigations were conducted by eleven different countries.

**Table 3.6 Initiations of countervailing duty investigations**

Reporting Member	July 2014 - June 2015	July 2015 - June 2016	July 2016 - June 2017
Australia	0	5	5
Brazil	1	0	1
Canada	11	2	6
China	0	1	1
Egypt	5	0	2
European Union	2	2	0
India	0	1	0
New Zealand	0	0	1
Pakistan	0	1	0
Peru	1	0	1
Russian Federation <sup>a</sup>	1	0	0
Turkey	1	0	0
Ukraine	1	0	0
United States	17	24	19
<b>Total</b>	<b>40</b>	<b>36</b>	<b>36</b>

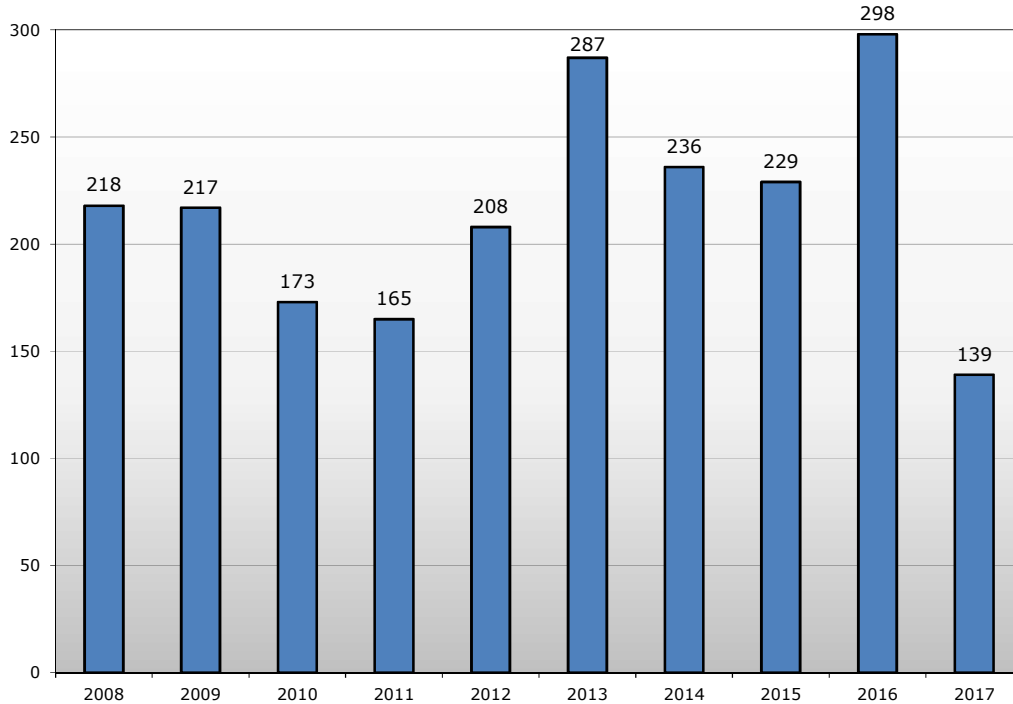
a Notified by the Russian Federation; investigations are initiated by the Eurasian Economic Union on behalf of all of its members collectively.

Note: Counted on the basis of exporting countries or customs territories affected.

Source: WTO Secretariat

3.30. Chart 3.5, reflecting annual figures, shows an upward trend in countervailing initiations from 2010 to 2014, notwithstanding some fluctuation in 2012. In fact, the number of initiations recorded in 2014 (45) exceeds the previous peak of 41 initiations observed in 1999.<sup>29</sup> The number of countervailing initiations recorded from January to June 2017 may suggest that an increase of investigations is on the cards for 2017.

<sup>29</sup> Report to the TPRB from the Director-General on the Financial and Economic Crisis and Trade-Related Developments, 26 March 2009, p. 18.

**Chart 3.5 Countervailing investigation initiations<sup>a</sup>**

a Data for 2017 relates to the January to June period.

Source: WTO Secretariat.

3.31. As with anti-dumping, countervailing duty investigations do not necessarily lead to the imposition of measures. However, a rise in the number of investigations initiated may be an early indicator of a likely rise in the number of measures imposed. Over the three periods, a total of 61 countervailing measures were imposed (Table 3.7) and the number of countervailing measures imposed almost doubled between the first and current period. However, as it can take up to 18 months for an investigation to be concluded, these measures may not necessarily be the result of initiations in the same period.

**Table 3.7 Number of countervail measures imposed**

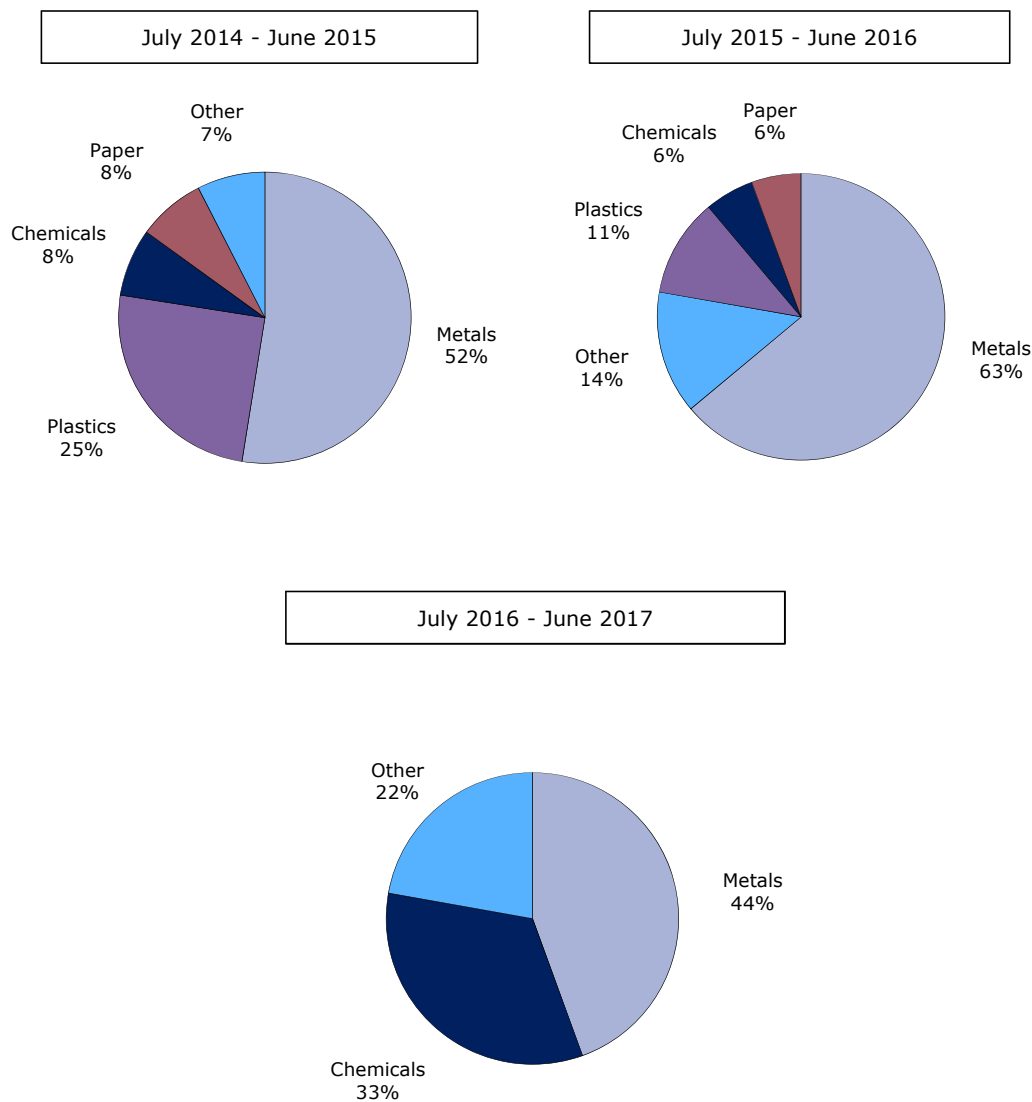
Reporting Member	July 2014 - June 2015	July 2015 - June 2016	July 2016 - June 2017
Australia	2	0	3
Brazil	0	1	0
Canada	1	2	2
China	0	0	1
European Union	2	1	1
India	0	1	0
Mexico	1	0	0
Peru	0	1	0
Ukraine	0	1	0
United States	9	11	21
<b>Total</b>	<b>15</b>	<b>18</b>	<b>28</b>

Source: WTO Secretariat.

3.32. Concerning the products affected by countervailing investigations, Chart 3.6 shows that metals accounted for most of the initiations reported over the three reporting periods, accounting for 52%, 63% and 44% of all initiations, respectively. For the three periods combined, 60 of the 112 total initiations recorded covered metals and 56 of these targeted steel products. The United States initiated 28 of the 56 investigations on steel products. Five of the 13 steel-related initiations in the current period involved products from China.

3.33. Over the three reporting periods, chemicals were the second most-investigated sector with 17 initiations, followed closely by plastics with 14 initiations.

**Chart 3.6 Countervailing duty initiations by product**



Note: Values are rounded.

Source: WTO Secretariat.

3.34. In terms of countries or customs territories affected by new countervail investigations, 18 exporting Members were affected during the first, 10 during the second and 15 during the current period. China was the most frequent subject of investigations, accounting for 34% of all investigations during these three periods. India, the second most frequent subject during the three reporting periods, accounted for 14% of all initiations, followed by Turkey, which accounted for 7%.

### Sunset Reviews

3.35. This Section examines the effect the global financial crisis may have had on anti-dumping and countervailing actions, by analysing the extent to which measures imposed following the financial crisis have been extended or have expired (or have otherwise been terminated) - possibly

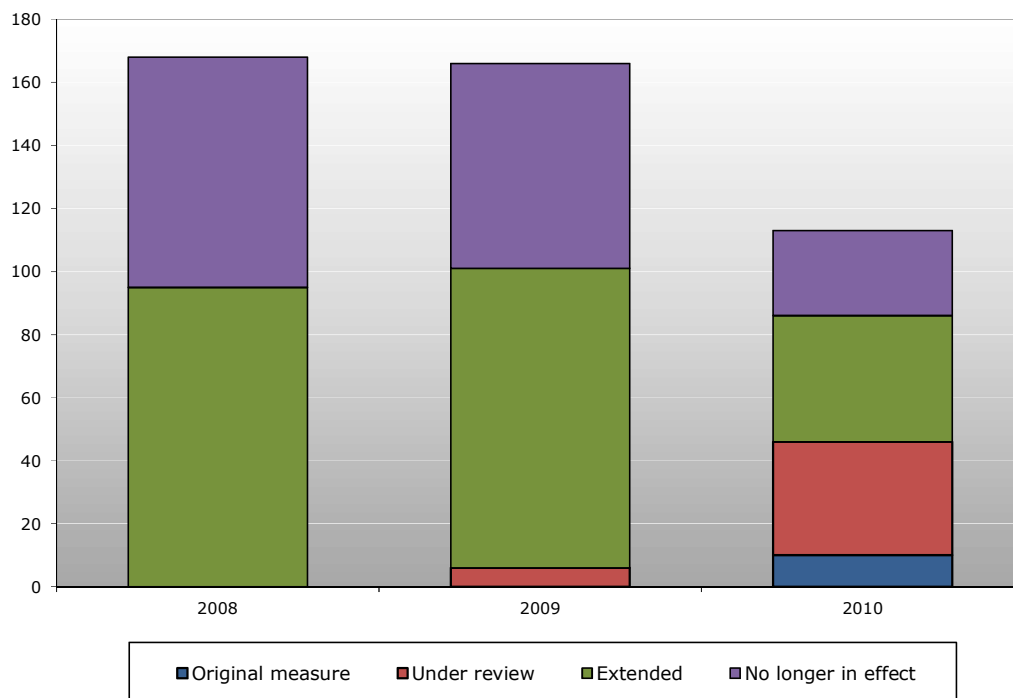
suggesting that the financial crisis could have been a factor that contributed to the imposition of the measure. This Section, therefore, examines measures imposed as a result of investigations initiated in 2008, before the financial crisis, as well as in 2009 and 2010, when the full effects of the financial crisis were being felt.<sup>30</sup>

3.36. The relevant WTO Agreements stipulate that anti-dumping and countervailing measures can remain in force only for as long as necessary to counteract injury caused by dumped or subsidized imports. In addition, they must expire no later than five years after their imposition unless it is determined, through a review, that removal of a measure would likely lead to a continuation or recurrence of dumping or subsidization and injury. In such a case, the measure can be extended for up to a further five years. This review process is often referred to as a sunset review. Investigating authorities generally invite applications for a sunset review before a measure expires and, in the absence of a review, they allow the measure to lapse.

3.37. As of 30 June 2017, measures imposed as a result of investigations initiated in 2008-10 are in various stages of their lifecycle. Some measures are still within the initial five-year imposition period, some are under review<sup>31</sup>, some have been extended and some have expired.

3.38. Chart 3.7 shows the status of AD and CVD measures resulting from investigations initiated in 2008, 2009 and 2010 by WTO Members as at 30 June 2017.

**Chart 3.7 Status of measures resulting from AD and CVD investigations initiated in 2008, 2009 and 2010**



Source: WTO Secretariat.

3.39. All of the 168 measures resulting from investigations initiated by WTO Members in 2008 have now been subject to expiry action (either a sunset review or termination), along with all of the 166 measures for 2009. Only 10 of the 113 measures resulting from investigations initiated in 2010 have not yet been subject to any expiry action.

<sup>30</sup> Given the application requirements for anti-dumping and countervail investigations, it is assumed that investigations in response to the financial crisis would not have been initiated before January 2009.

<sup>31</sup> A sunset review must be initiated prior to the expiration date of the measure, but the measure may remain in force after this date pending the outcome of the review.

**Table 3.8 Proportion of expiring measures that were subject to a sunset review**

Expiring measures	Investigation initiated in		
	2008	2009	2010 <sup>a</sup>
Not reviewed	36%	28%	22%
Reviewed	64%	72%	78%

a Only 80 measures resulting from investigations initiated in 2010 have so far been subject to review.

Note: Based on the year the investigation was initiated.

Source: WTO Secretariat.

3.40. Table 3.8 shows the proportion of measures that were due to expire for which a sunset review has been conducted. Measures not reviewed will automatically expire. For measures resulting from investigations initiated in 2009 ("the 2009 measures"), 72% were reviewed, higher than the 64% found for 2008 ("the 2008 measures"), although there is insufficient information to determine whether this difference is significant.

3.41. As at 30 June 2017, 107 sunset reviews had been completed for measures resulting from investigations initiated in 2008, 114 for 2009 and 44 for 2010 (Table 3.9). Available information suggests that the expiry of the measure would lead to a continuation or recurrence of dumping/subsidization and injury and, as a result, extended the measures for 89% of the 2008 measures and 83% of the 2009 measures - no significant change after the financial crisis began. Preliminary data for 2010 remain broadly along the same lines. In other words, based on the data currently available, there is no discernible change in extension versus expiry of measures coinciding with the financial crisis.

**Table 3.9 Results from completed reviews (based on the year the investigation was initiated)**

	Investigation initiated in		
	2008	2009	2010
Number of completed reviews	107	114	44
Measure extended	89%	83%	91%
Expiry of measure	11%	17%	9%

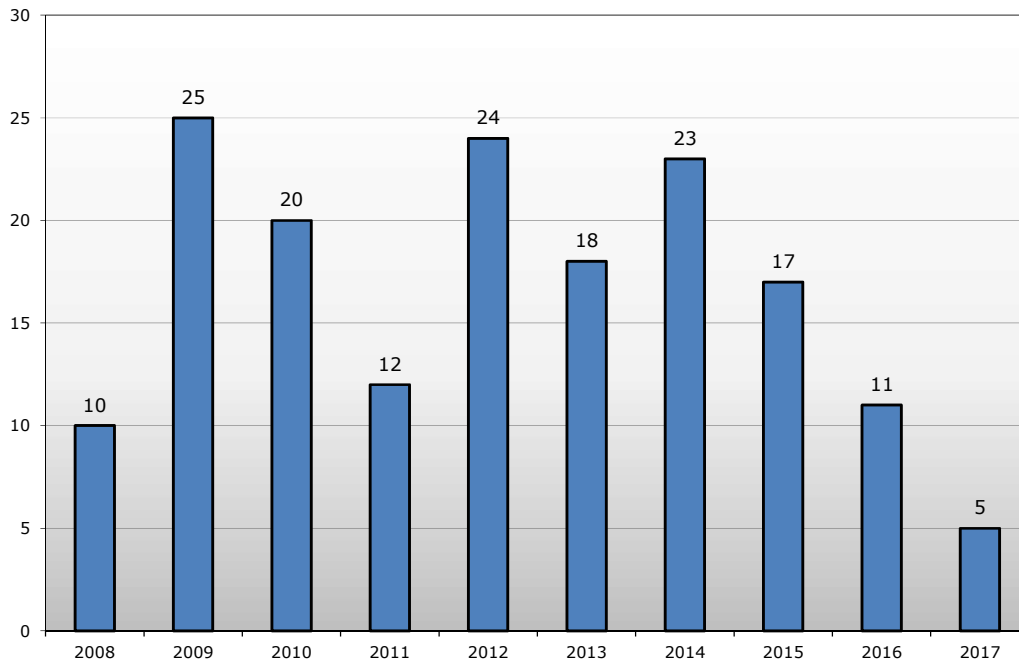
Source: WTO Secretariat.

### Safeguards

3.42. Safeguard measures are temporary measures imposed on products from all sources (i.e. all exporting countries), in response to increased imports of goods that are causing a serious injury.<sup>32</sup> Thus, safeguards are subject to different rules and timelines than the anti-dumping and countervailing measures and, therefore, are not directly comparable to these other types of trade remedies.

3.43. Chart 3.8 shows the recent trend of initiations of safeguard investigations. An exceptionally large number of safeguard investigations was recorded in 1995 (25), 2000 (25), 2002 (34), 2009 (25), 2012 (24), and 2014 (23). Since 2014, initiations of safeguard investigations have been declining. The January-June 2017 figure would seem to indicate a small further decline in 2017. This trend has been also confirmed by the number of investigations initiated in the July-June cycle for the three recent periods (Table 3.10).

<sup>32</sup> With the exception of special and differential treatment as provided for certain developing countries in Article 9.1 of the Safeguards Agreement.

**Chart 3.8 Safeguard investigation initiations<sup>a</sup>**

a Data for 2017 relate to the period January to June, as reported by Members.

Note: Some notifications are ambiguous about the timing when the measure takes effect. For those notifications, Members sometimes subsequently file an additional notification clarifying, *ex post*, the timing of the taking effect. For this reason, the number of impositions indicated in past reports might differ from the figures indicated in the most recent report.

Source: WTO Secretariat.

**Table 3.10 Initiations of safeguard investigations**

(number of new investigations)

Reporting Member	July 2014 – June 2015	July 2015 – June 2016	July 2016 – June 2017
Bahrain, Kingdom of; Kuwait, State of; Oman; Qatar; Saudi Arabia, Kingdom of; United Arab Emirates <sup>a</sup>	0	1	1
Chile	0	4	0
China	0	0	1
Ecuador	1	0	0
Egypt	3	1	0
India	1	3	0
Indonesia	0	1	0
Jordan	1	0	1
Malaysia	1	3	0
Morocco	1	0	0
South Africa <sup>b</sup>	0	1	1
Thailand	0	1	0
Tunisia	2	1	0
Turkey	3	0	2
Ukraine	0	1	0
United States	0	0	2
Viet Nam	0	2	2
Zambia	0	1	0
<b>Total</b>	<b>13</b>	<b>20</b>	<b>10</b>

a Investigations are initiated at the level of the Gulf Cooperation Council.

b Notified by South Africa; investigations are initiated by the Southern African Customs Union on behalf of all of its members collectively.

Source: WTO Secretariat.

3.44. The decline in initiations is mainly driven by the fact that Members that were previously often resorting to SG actions now take fewer such measures. India, having initiated the most investigations in the years 2014 and 2015, initiated only one in 2016 and none in the January-June 2017 period. Chile, Egypt and Indonesia, each having initiated the second most investigations after India in 2014 and 2015, initiated none in 2016 and the January-June 2017 period. The United States and China have initiated SG investigations recently, something neither has done since 2001 (United States) and 2002 (China).

**Table 3.11 Safeguard initiations by major users**

Reporting Member	2014	2015	2016	2017 (January-June)
India	7	2	1	0
Indonesia	3	1	0	0
Egypt	2	2	0	0
Chile	0	4	0	0
All other countries	11	8	10	5
<b>TOTAL</b>	<b>23</b>	<b>17</b>	<b>11</b>	<b>5</b>

Source: WTO Secretariat.

3.45. On the other hand, imposition figures paint a different picture. If projected to an annual basis, the January-June 2017 figures would amount to 16 impositions, or nearly a threefold increase from 2016 (Table 3.12).

**Table 3.12 Imposition of safeguard measures by calendar year**

Year	Number	Year	Number
2006	7	2012	6
2007	5	2013	8
2008	6	2014	12
2009	10	2015	12
2010	4	2016	6
2011	11	2017a	8

a Data for 2017 relate to the January to June period, as reported by Members.

Source: WTO Secretariat.

3.46. The July-June cycle figure also shows that the imposition almost doubled from the previous cycle (Table 3.13).

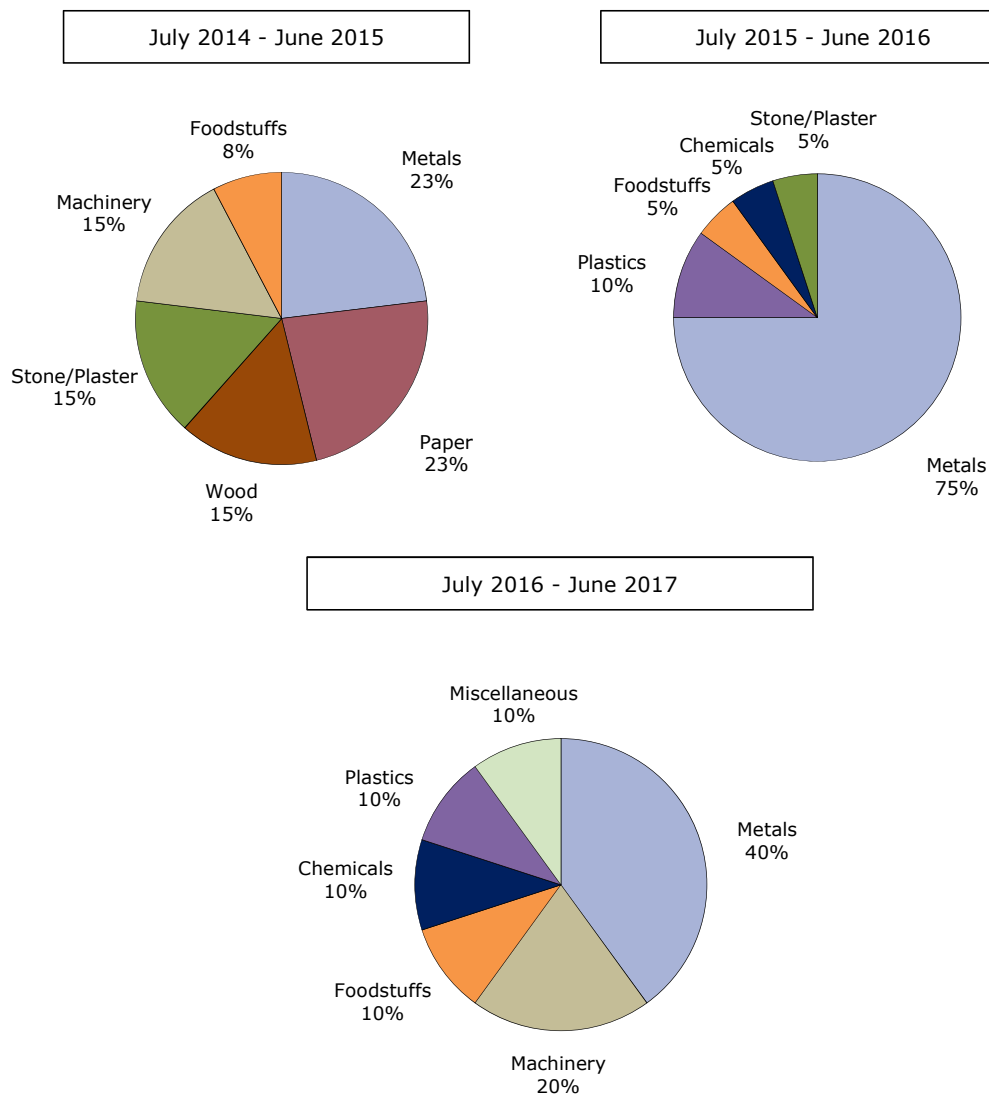
**Table 3.13 Imposition of safeguard measures (July-June cycle)**

	July 2014 – June 2015	July 2015 – June 2016	July 2016 – June 2017
Measures imposed	16	6	11

Source: WTO Secretariat.

3.47. Chart 3.9 shows the products covered by these investigations. The share of investigations in the metal products (primarily steel products) more than tripled between the first and second periods, and it nearly halved in the current period compared with the July 2016–June 2017 period.



**Chart 3.9 Safeguard initiations by product**

Source: WTO Secretariat.

### 3.3 Sanitary and phytosanitary measures (SPS)<sup>33</sup>

3.48. Under the SPS Agreement, WTO Members are obliged to provide an advance notice of intention to introduce new or modified SPS measures<sup>34</sup>, or to notify immediately when emergency measures are imposed. The main objective of complying with the SPS notification obligations is to inform other Members about new or changed regulations that may significantly affect trade. Therefore, an increased number of notifications does not automatically imply greater use of

<sup>33</sup> Information presented in this Section has been retrieved from the SPS Information Management System (SPS IMS: <http://spsims.wto.org>). This Section is based on notifications to the WTO for the period 1 October 2016 to 30 September 2017. Specific trade concerns (STCs) are only raised at SPS Committee meetings. The information in this Section summarizes the STCs raised at the October 2016, March 2017 and July 2017 SPS Committee meetings.

<sup>34</sup> Transparency obligations are contained in Article 7 and Annex B of the SPS Agreement. Annex B requires that Members notify measures whose content is not substantially the same as that of an international standard, guideline or recommendation, and when the measure may have a significant effect on trade. However, the Recommended Procedures for Implementing the Transparency Provisions of the SPS Agreement, adopted by the SPS Committee in 2008 (G/SPS/7/Rev.3), recommend that Members also notify measures which are based on the relevant international standards, and provide a broad interpretation of effects on trade.

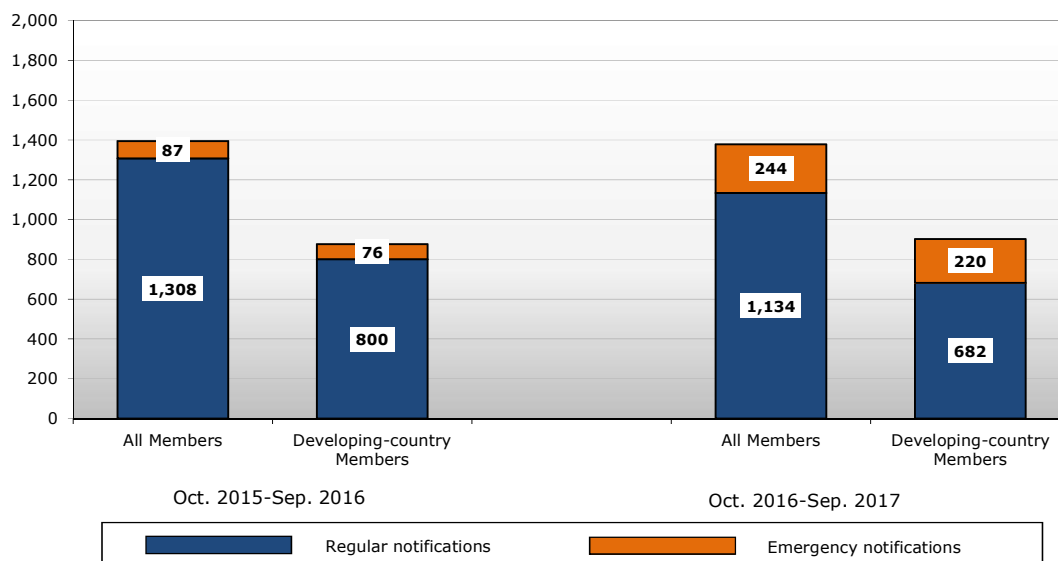
protectionist measures, but rather enhanced transparency regarding food safety, animal and plant health measures, many or most of which are presumably legitimate health-protection measures.

3.49. In the period from October 2016 through September 2017<sup>35</sup>, 1,378 SPS notifications (regular and emergency, including addenda) were submitted<sup>36</sup> to the WTO, resulting in a slight decrease in total notified measures compared to the previous period (1 October 2015 to 30 September 2016). Notifications from developing-country Members accounted for 65% of the total number. In the previous year, the total number of notifications was marginally higher and the proportion of measures notified by developing-country Members slightly lower: from October 2015 through September 2016, a total of 1,395 notifications (regular and emergency, including addenda) were submitted. Of these, 63% were notified by developing-country Members.

3.50. From October 2016 through September 2017, WTO Members submitted 1,134 regular SPS notifications (including addenda), 60% of which were submitted by developing-country Members. Compared with the previous period (2015-16), there was a 13% decrease in the total number of regular notifications and a 15% decrease in regular notifications by developing-country Members.

3.51. The number of notifications of emergency measures (including addenda) increased significantly compared with the previous period (Chart 3.10). The proportion of all emergency notifications (including addenda) submitted by developing-country Members increased slightly, constituting 90% of the total, up from 87% in the previous period. These high percentage figures are consistent with the general trend of the majority of emergency measures being notified by developing-country Members. This might stem from the fact that they may not have as extensive SPS regulatory systems as developed-country Members do, and consequently, when facing emergency challenges, are more likely to have to introduce new regulations or change existing ones.

**Chart 3.10 Number of SPS notifications (including addenda)**

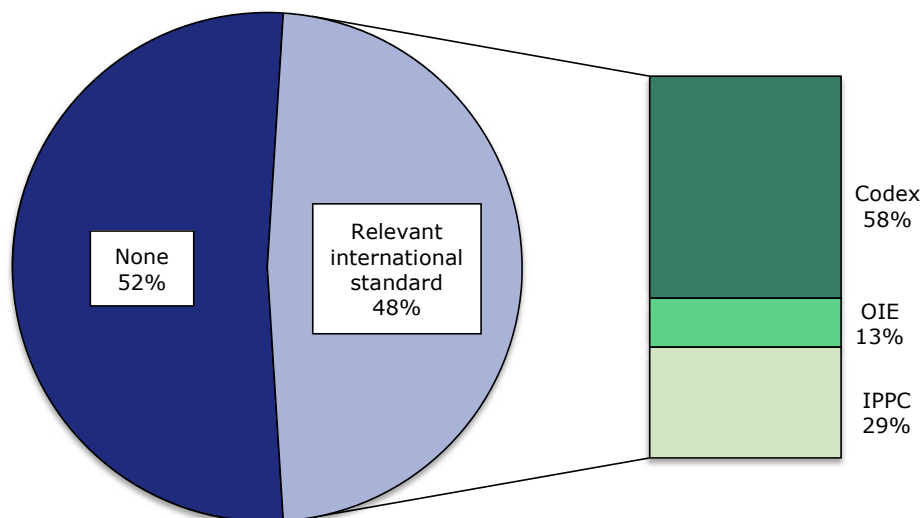


Source: WTO Secretariat.

3.52. Many Members are following the recommendation to notify SPS measures even when these are based on a relevant international standard, as this substantially increases transparency of SPS measures. Of the 835 regular notifications (excluding addenda) submitted from October 2016 through September 2017, 404 (about 48% of the total) indicated that at least one international standard, guideline or recommendation was applicable to the notified measure (Chart 3.11). Of these, about 81% (327 in total) indicated that the proposed measure was in conformity with the existing international standard.

<sup>35</sup> For the SPS Section, the review period covers 1 October 2016 to 30 September 2017.

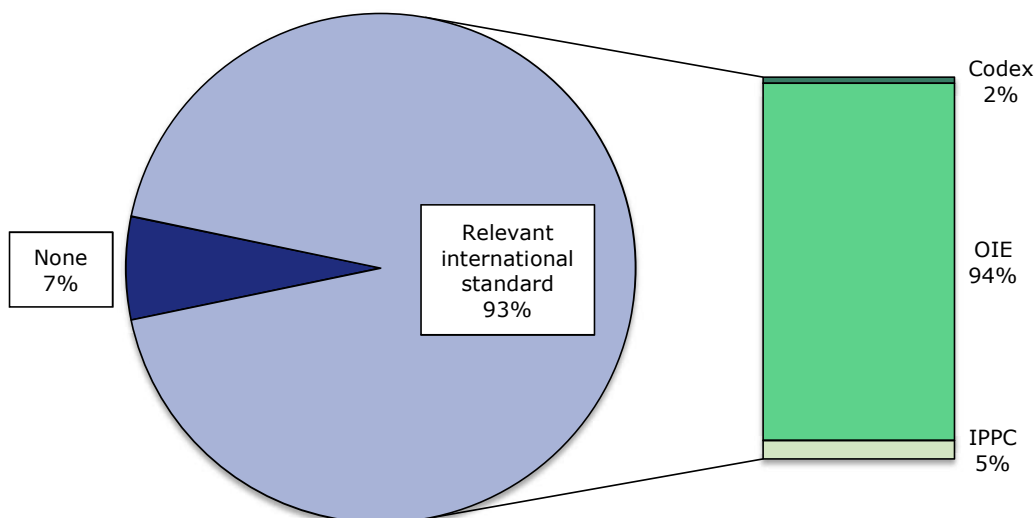
<sup>36</sup> For this Report, submission refers to the date of circulation.

**Chart 3.11 Regular SPS notifications and international standards (excluding addenda)**

Note: Codex Alimentarius (Codex), World Organisation for Animal Health (OIE) and International Plant Protection Convention (IPPC).

Source: WTO Secretariat.

3.53. International standards often provide useful guidance regarding measures to address disease outbreaks and other emergency situations. Indeed, about 93% (186 in total) of the 201 emergency notifications (excluding addenda) submitted from October 2016 through September 2017 indicated that an international standard, guideline or recommendation was applicable to the notified measure (Chart 3.12). Of these, all but one indicated that the measure was in conformity with the existing international standard.

**Chart 3.12 Emergency SPS notifications and international standards (excluding addenda)**

Note: Codex, OIE and IPPC.

Source: WTO Secretariat.

3.54. Of the 835 regular notifications (excluding addenda) submitted in the review period, the majority were related to food safety and plant protection.<sup>37</sup> The remaining notifications related to animal health, the protection of humans from animal diseases or plant pests and/or the protection of the Member's territory from other damage from pests. It is worth noting that regular notifications may contain more than one objective.

3.55. Of the 201 emergency measures (excluding addenda) notified in the same period, the majority related to animal health, followed by measures related to food safety, the protection of humans from animal diseases or plant pests, plant protection and/or the protection of the Member's territory from other damage from pests. Emergency notifications may also contain more than one objective.

3.56. While there is no formal provision for "counter notification", concerns regarding the failure to notify an SPS measure, or regarding a notified measure, can be raised as a specific trade concern (STC) at any of the three regular meetings of the SPS Committee each year. In the Committee meetings of October 2016, March 2017 and July 2017, 15 new STCs were raised. Of these, six related to food safety, five related to plant health, two to animal health and two were related to other concerns (Table 3.14).

3.57. The margins of the SPS Committee meetings provide important opportunities for delegations, which often include experts from capital, to discuss and resolve STCs bilaterally. Three STCs included on the proposed agenda were withdrawn following bilateral consultations. These were Mexico's concerns regarding the Kingdom of Saudi Arabia's restrictions on honey imports (October 2016), Senegal's concerns regarding India's fumigation requirements for cashew nuts<sup>38</sup> (March 2017), and Japan's concerns regarding Thailand's import restrictions on plant products (March 2017). Furthermore, during the period under review, one STC was reported as partially resolved under the specific agenda item.<sup>39</sup> Since 1995, 35% of all STCs raised at the Committee have been reported as resolved.

---

<sup>37</sup> The objective of an SPS measure falls under one or more of the following categories: (i) food safety, (ii) animal health, (iii) plant protection, (iv) protection of humans from animal/plant pest or disease, and (v) protect territory from other damages from pests. Members are required to identify the purpose of the measure in their notifications. It is not uncommon for more than one objective to be identified for a measure.

<sup>38</sup> This concern was raised for the first time during the July 2017 meeting.

<sup>39</sup> This was STC 399.

**Table 3.14 SPS new STCs raised in October 2016, March 2017 or July 2017**

STC	Document title	Members maintaining the measure	Members raising the concern	Members supporting the concern	Date raised	Primary objective
412	European Union Maximum Residue Levels (MRLs) for bitertanol, tebufenpyrad and chlormequat (G/SPS/N/EU/168)	European Union	India		27/10/2016	Food safety
413	Guatemala's restrictions on egg products	Guatemala	Mexico		27/10/2016	Food safety
414	Indonesia's food safety measures affecting horticultural products and animal products	Indonesia	Philippines		27/10/2016	Food safety
415	U.S. seafood import monitoring programme	United States	China	Chile	27/10/2016	Other concerns
416	China's import ban on fresh mangosteen	China	Indonesia		27/10/2016	Food safety
417	India's import requirements for teak tree wood	India	Panama	Ecuador	27/10/2016	Plant health
418	Viet Nam's suspension of groundnut seed imports	Viet Nam	Senegal		22/03/2017	Plant health
419	United States MRLs for chlorpyrifos	United States	Israel	Ecuador	22/03/2017	Food safety
420	European Union non-recognition of regionalization for Avian Influenza	European Union	Russian Federation		22/03/2017	Animal health
421	Thailand's import restriction on papaya seeds	Thailand	Chinese Taipei		22/03/2017	Plant health
422	Brazil's measures on bananas	Brazil	Ecuador		13/07/2017	Plant health
423	Gulf Cooperation Council (GCC) Guide for Control of Imported Foods	GCC Members	United States	Brazil	13/07/2017	Other concerns
424	The Kingdom of Saudi Arabia's measures on shrimp	Saudi Arabia, Kingdom of	Ecuador		13/07/2017	Animal health
425	The Russian Federation's import restrictions on wine	Russian Federation	Montenegro	Moldova, Republic of	13/07/2017	Food safety
426	India's fumigation requirements for cashew nuts	India	Senegal	Burkina Faso; Kenya; Madagascar; Nigeria; Togo	13/07/2017	Plant health

Source: WTO Secretariat.

3.58. At the October 2016, March 2017 or July 2017 SPS Committee meetings, 19 previously raised STCs were discussed (almost half of which – 9 STCs – were discussed in all three meetings).<sup>40</sup> Of these, six addressed persistent problems that have been discussed seven times or more. In particular, two have been discussed on 20 or more occasions (Table 3.15).

<sup>40</sup> The nine STCs that were raised at the three meetings are marked with an asterisk (\*) beside their number in Table 3.15.

**Table 3.15 Previously-raised SPS STCs discussed in October 2016, March 2017 or July 2017**

STC	Document title	Members raising the concern	Members maintaining the measure	Members supporting the concern	First date raised	Times subsequently raised
184	Lack of transparency for certain SPS measures	United States	China		01/03/2004	2 times
193*	General import restrictions due to BSE	European Union; United States	Certain Members	Canada; Switzerland; Uruguay	01/06/2004	30 times
238	Application and modification of the EU Regulation on Novel Foods	Colombia; Ecuador; Peru	European Union	Argentina; Benin; Bolivia, Plurinational State of; Brazil; Chile; China; Costa Rica; Cuba; Dominican Republic; El Salvador; Guatemala; Honduras; India; Indonesia; Mexico; Nicaragua; Paraguay; Philippines; Uruguay; Venezuela, Bolivarian Republic of	01/03/2006	23 times
289	Measures on catfish	China; Viet Nam	United States	Thailand	28/10/2009	9 times
344*	Measures on shrimp	Ecuador	Brazil		18/10/2012	5 times
354*	Import restrictions in response to the Japanese nuclear power plant accident	Japan	China		27/06/2013	11 times
382*	European Union revised proposal for categorization of compounds as endocrine disruptors	Argentina; China; United States of America	European Union	Australia; Benin; Brazil; Burkina Faso; Burundi; Canada; Central African Republic; Chile; Colombia; Costa Rica; Dominican Republic; Ecuador; Egypt; The Gambia; Guatemala; Guinea; India; Indonesia; Israel; Jamaica; Kenya; Madagascar; Malaysia; Mexico; New Zealand; Nigeria; Pakistan; Paraguay; Peru; Philippines; Senegal; Sierra Leone; South Africa; Chinese Taipei; Thailand; Togo; Uruguay; Viet Nam; Zambia	25/03/2014	8 times

STC	Document title	Members raising the concern	Members maintaining the measure	Members supporting the concern	First date raised	Times subsequently raised
387*	Chinese Taipei's import restrictions in response to the nuclear power plant accident	Japan	Chinese Taipei		26/03/2015	7 times
390*	The Russian Federation's import restrictions on processed fishery products from Estonia and Latvia	European Union	Russian Federation		15/07/2015	6 times
392*	China's import restrictions due to African swine fever	European Union	China		15/07/2015	6 times
393*	The Republic of Korea's import restrictions due to African swine fever	European Union	Korea, Republic of		15/07/2015	6 times
394	Costa Rica's suspension of the issuing of phytosanitary import certificates for avocados	Guatemala; Mexico	Costa Rica	Ghana; South Africa; United States; Venezuela, Bolivarian Republic of	15/07/2015	5 times
395*	China's proposed amendments to the implementation regulations on safety assessment of agricultural GMOs	Paraguay; United States	China		15/07/2015	6 times
396	European Union proposal to amend Regulation (EC) No. 1829/2003 to allow EU member States to restrict or prohibit the use of genetically modified food and feed	Argentina; Paraguay; United States	European Union	Brazil; Canada; Uruguay	15/07/2015	2 times
397	India's amendment to its import policy conditions for apples; Restriction to Nhava Sheva port	Chile; New Zealand	India	European Union; United States	14/10/2015	3 times
406	China's import restrictions due to Highly Pathogenic Avian Influenza	European Union; United States	China		16/03/2016	3 times
411	Russian Federation import restrictions on certain animal products from Germany	European Union	Russian Federation		30/06/2016	3 times

STC	Document title	Members raising the concern	Members maintaining the measure	Members supporting the concern	First date raised	Times subsequently raised
415	U.S. seafood import monitoring programme	China	United States	Chile	27/10/2016	1 time
416	China's import ban on fresh mangosteen	Indonesia	China		27/10/2016	1 time

Note: The STCs marked with an asterisk (\*) beside their number in this table are STCs that were raised in all three SPS Committee meetings.

Source: WTO Secretariat.

3.59. Analysing the October 2016, March 2017 and July 2017 SPS Committee meetings, 40% of all STCs raised for the first time concerned food safety, 33% concerned measures covering plant health, 13% covered animal health and 13% related to other types of concerns.<sup>41</sup> Regarding previously raised STCs in the reviewed period, 47% concerned measures covering food safety, 26% concerned animal health, 21% covered other types of concerns<sup>42</sup> and 5% related to plant health. Of the total raised or discussed STCs in the review period, 44% concerned measures covering food safety, 21% covered animal health, 18% concerned plant health and 18% related to other types of concerns.

### Box 3.2 Enhancing Monitoring and Transparency in SPS and TBT

Accessing relevant information on SPS or TBT product requirements in export markets can be a huge challenge, especially for SMEs. The WTO helps tackle this potential trade barrier through a combination of transparency requirements included in the SPS and TBT Agreements and online tools that make information easily accessible: the SPS and TBT Information Management Systems (SPS/TBT IMSs) and ePing.

WTO Members are required to notify proposed SPS and TBT measures if they may significantly affect international trade. Each year, the WTO receives more than 3,500 such notifications.

Publicly available online tools help stakeholders find notifications of relevance to their trade:

- SPS IMS [www.spsims.wto.org](http://www.spsims.wto.org),
- TBT IMS [www.tbtime.wto.org](http://www.tbtime.wto.org), and
- ePing [www.epingalert.org](http://www.epingalert.org).

The SPS/TBT IMSs are search-platforms that help find, among others, SPS or TBT notifications by using parameters such as products, notifying Member and objective. ePing is an online alert system allowing users (governments, economic operators, civil society) to receive daily or weekly email alerts about SPS and TBT notifications covering products and markets of interest to them.

Timely access to notifications is key given the 60-day period that normally should be provided for submitting comments on regulations, usually still in draft form. The ePing platform also facilitates dialogue among the public and private sectors to discuss and share information on notifications of concern, allowing stakeholders to address potential trade problems at an early stage of the regulatory lifecycle.

Source: WTO Secretariat.

### 3.4 Technical Barriers to Trade (TBT)<sup>43</sup>

3.60. Under the TBT Agreement, WTO Members are required to notify their intention to introduce new or modified TBT measures, or to notify adopted emergency measures immediately. The main objective of complying with the TBT notification obligations is to inform other Members about new or changed regulations that may significantly affect trade.<sup>44</sup> Therefore, an increased number of

<sup>41</sup> Specifically: control, inspection and approval procedures.

<sup>42</sup> Specifically: control, inspection and approval procedures, and transparency.

<sup>43</sup> For the TBT Section, the review period covers 1 October 2016 to 30 September 2017.

<sup>44</sup> Under the TBT Agreement, WTO Members are not *required* to notify all proposed TBT measures (technical regulations or conformity assessment procedures). Rather, they are only required to notify those measures that may have a *significant effect on trade* of other Members and are *not in accordance with* a relevant international standard (in the case of technical regulations), or relevant guides or recommendations issued by international standardizing bodies (in the case of conformity assessment procedures). However, the TBT Committee in its Sixth Triennial Review encouraged Members, "for the purpose of enhancing predictability and transparency in situations where it is difficult to establish or foresee whether a draft technical regulation or



notifications does not necessarily imply greater use of unnecessarily trade-restrictive measures. Rather, TBT notification obligations are meant to promote enhanced transparency regarding measures taken to address legitimate policy objectives, e.g. the protection of human, animal or plant life or health, or the environment.<sup>45</sup>

3.61. From 1 October 2016 to 30 September 2017 (the "review period"), WTO Members submitted 1,608 new regular notifications of TBT measures,<sup>46</sup> which is marginally less than the 1,738 regulations notified in the previous 12-month period. Developing country Members (including CIS and LDC Members) notified around 77% of new regular regulations during the review period, an equivalent share compared to the previous period (around 80%). The vast majority of regular TBT notifications continue to come from developing countries.

3.62. The Members which notified the most measures during the review period covering almost 65% of all new regular TBT notifications were United Arab Emirates, Kingdom of Bahrain, Kingdom of Saudi Arabia, Oman, Qatar, State of Kuwait and Yemen (247 collectively as Gulf Cooperation Council (GCC) Standardization Organization (GSO) members)<sup>47</sup>, Uganda (164), the European Union (147)<sup>48</sup>, United States (106), Kenya (96), Tanzania (69), the Republic of Korea (57), Brazil (52), Mexico (48), and Chile (47). During the review period, an important development, was the continuing increase in regionally-harmonized GCC draft technical regulations notified by GCC-GSO members in joint notifications on behalf of all its seven members, providing a common deadline for comments and facilitating the handling of comments received.

3.63. Of the 1,608 new regular notifications received during the review period, the main indicated objectives<sup>49</sup> were: the protection of human health or safety (65%), quality requirements (25%), the protection of the environment (20%) and the prevention of deceptive practices and consumer protection (17%).<sup>50</sup> Although "national security" in absolute terms does not feature among the most indicated objectives, as Chart 3.13 shows, since 2007, there has been a marked increase of notified measures indicating the national security objective.

---

conformity assessment procedure may have a 'significant effect on trade of other Members', to notify such measures."

<sup>45</sup> TBT Agreement obligations are also subject to 25 separate Special and Differential Treatment (S&D) provisions, conferring developing country Members, and LDC Members in particular, with certain flexibilities. The TBT Agreement contains more S&D provisions than any other WTO Agreement apart from the GATT 1994.

<sup>46</sup> Viewed at: <http://tbtims.wto.org>

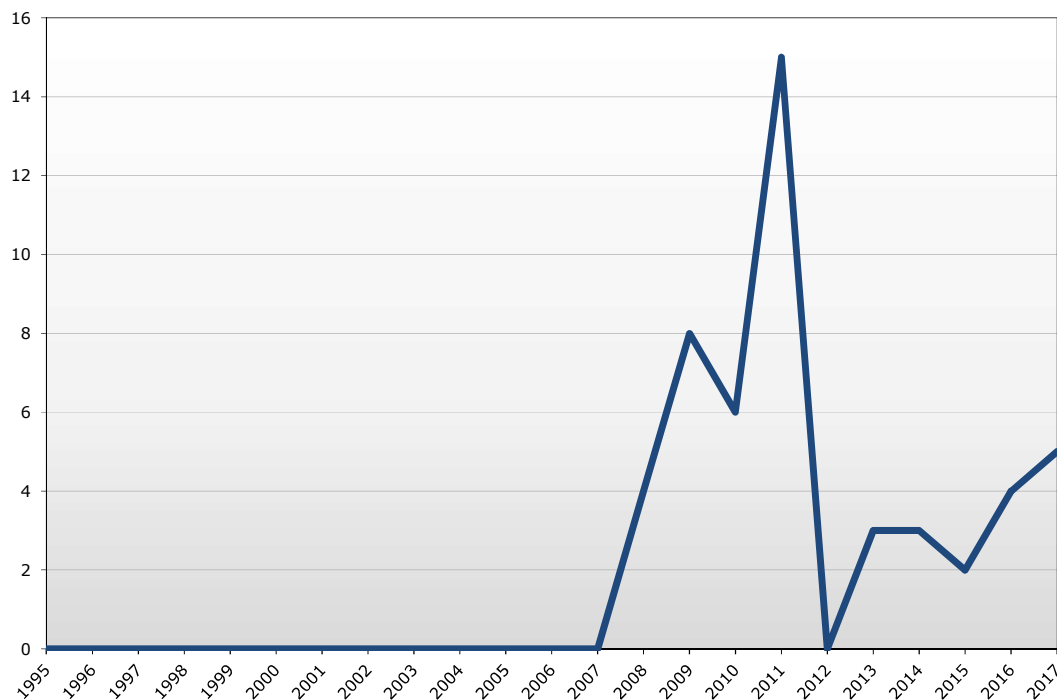
<sup>47</sup> The GSO-GCC has ad hoc observer status to the TBT Committee.

<sup>48</sup> 110 EU-wide notifications plus 37 notifications from certain individual EU member States: Czech Republic (6); Estonia (2); Finland (4); France (10); Hungary (2); Ireland (1); Italy (3); Lithuania (2); Slovenia (2); Spain (3); Sweden (1) and the United Kingdom (1).

<sup>49</sup> A TBT measure may pursue a variety of legitimate objectives, although historically the majority falls under one of the following categories: the protection of human, animal or plant life or health, or the environment. Members are required to identify the purpose of the measure in their notifications. It is not uncommon that more than one objective is identified for a measure.

<sup>50</sup> Similar to the previous period, the protection of human health or safety remained the objective stated by the majority of the measures notified in the review period. The share of notifications covering quality requirements and those indicating the protection of the environment increased significantly, (from 15% to 25% and from 13% to 20%, respectively) compared to the previous 12-month period, while the share of notifications indicating the prevention of deceptive practices and consumer protection decreased significantly (from 25% to 17%).

**Chart 3.13 Regular notifications indicating national security as their objective, 1995-2017**



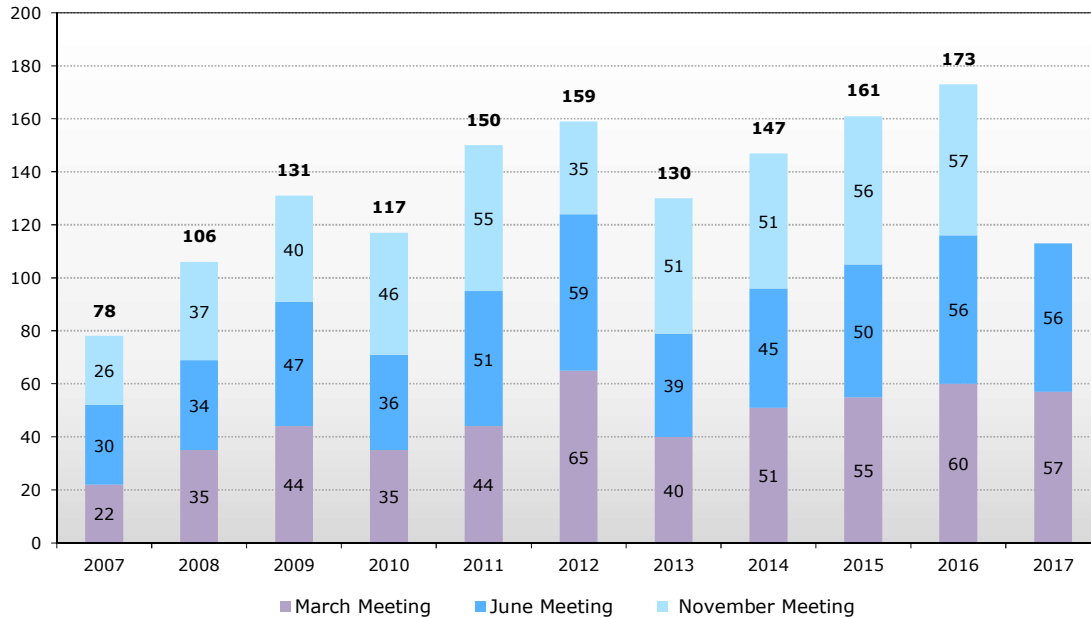
Source: WTO Secretariat.

3.64. In terms of follow-up notifications<sup>51</sup>, a total of 804 were submitted during the review period, significantly higher (more than 20% increase) as compared to the 651 notified during the previous period. This is a positive development, given that follow-up notifications have an important role as they help increase transparency and predictability across the measures' regulatory lifecycle.

3.65. Members use the TBT Committee as a forum for discussing trade issues related to specific measures (technical regulations, standards or conformity assessment procedures) maintained by other Members. As for SPS measures, these are referred to as "STCs", and normally relate to proposed draft measures notified to the TBT Committee, or to the implementation of existing measures. Issues raised range from simple requests for additional information and clarifications to questions on the consistency of measures with TBT Agreement disciplines. As indicated in Chart 3.14, STCs are frequently discussed in the regular meetings of the TBT Committee, with almost 60 STCs discussed per meeting in recent years. Depending on the extent of the trade-restrictiveness and importance of the issue to the Members raising the STC, the same measure may come up at one or more meetings of the TBT Committee. For example, an STC may be discussed at only one meeting, as a *new* STC, and subsequently a resolution to the trade concern may be found. Alternatively, an STC may be discussed at subsequent meetings, as a *previously raised* STC, usually reserved for long-standing and more serious concerns. Since 1995, Members have raised more than 540 *new* STCs.<sup>52</sup>

<sup>51</sup> Follow-up notifications are called "addenda", "corrigenda", or "supplements". They can also be in the form of "revisions" when the original measure has been substantially re-drafted prior to adoption or entry into force. A revision replaces the original notification. They are linked to the original notification of a new regulation and include additional pertinent information, such as updated deadlines for entry into force, access to the final adopted text, withdrawal or cancellation, unofficial translations or other updates with respect to notified regulations. See G/TBT/35 for further information on different types of TBT notifications.

<sup>52</sup> In March 2016, the WTO TBT Committee discussed the 500<sup>th</sup> new STC. Viewed at: [https://www.wto.org/english/news\\_e/news16\\_e/tbt\\_11mar16\\_e.htm](https://www.wto.org/english/news_e/news16_e/tbt_11mar16_e.htm)

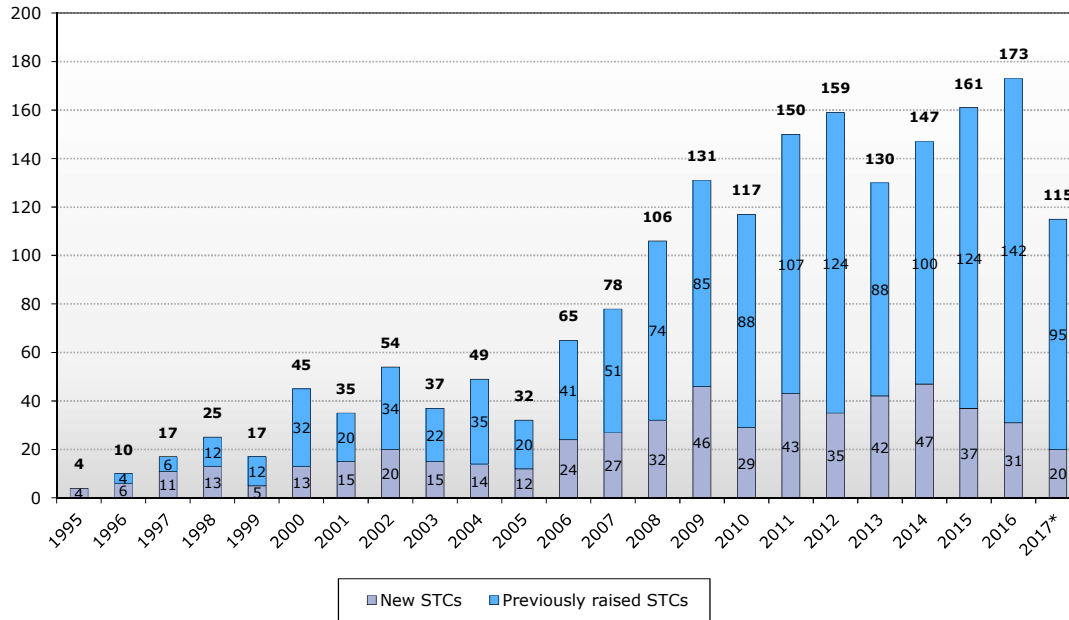
**Chart 3.14 STCs raised per committee meeting, January 2007 to September 2017**

Note: With a view to providing a more accurate image of the number of concerns discussed in the TBT Committee in a given year, the methodology of counting *previously raised STCs* has been revised. In previous reports, an STC raised in the TBT Committee in a given year, was counted once, either as a new or as a previously raised STC. This method resulted in underreporting the number of previously raised STCs. The new methodology counts an STC each time it is raised: if raised for the first time, it is counted as a new STC, and if it is raised again, it is counted as a previously raised STC.

Source: WTO Secretariat.

3.66. Overall, the number of new and previously raised STCs has been increasing every year, despite Members raising fewer *new* STCs and more *previous* STCs in the last two years. Since 2008, Members have raised more than 100 STCs every year (Chart 3.15).<sup>53</sup> As this Chart indicates, 173 STCs were discussed during the three Committee meetings held in 2016, the highest number since 1995. This figure also represents a 400%-plus increase as compared to that for 2005 when only 32 STCs were discussed. Additionally, the total number of STCs discussed in the first two Committee meetings of 2017 is close to the number recorded in the corresponding 2016 meetings, which seems to suggest that the upward trend of STCs discussed per year/per meeting is not abating as 2017 draws to an end.

<sup>53</sup> In 2016, Members reviewed a total of 173 STCs, a record number. The number of new concerns, however, dropped to 31, that is 6 less than in 2015. This continues a new trend of declining numbers of new concerns raised in the Committee: in 2015, the number of new trade concerns dropped by 21% compared to 2014. On the other hand, the number of times previously raised STCs were discussed continues to increase. In 2016, Members discussed 142 previously raised concerns in TBT Committee meetings (in 2015, this number was 124; in 2014, 100). Source: *Twenty-Second Annual Review of the Implementation and Operation of the TBT Agreement*, G/TBT/39/Rev.1 (24 May 2017), para. 3.18.

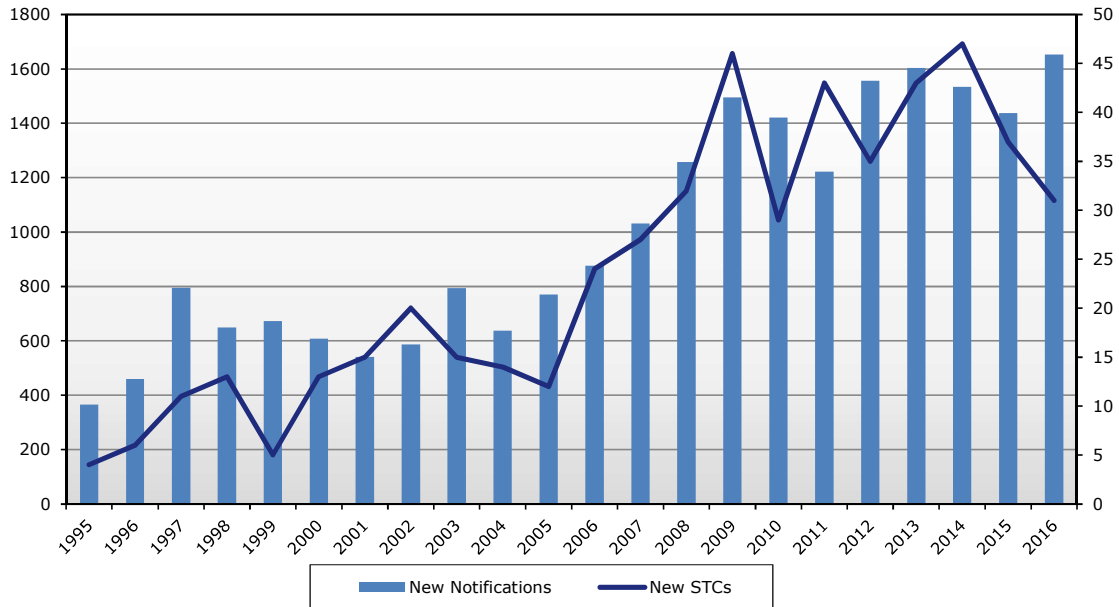
**Chart 3.15 STCs raised, January 1995 to October 2017**

\* Figures reflect period up to October 2017.

Note: With a view to providing a more accurate image of the number of concerns discussed in the TBT Committee in a given year, the methodology of counting *previously raised STCs* has been revised. In previous reports, an STC raised in the TBT Committee in a given year was counted once, either as a new or as a previously raised STC. This method resulted in underreporting the number of previously raised STCs. The new methodology counts an STC each time it is raised: if raised for the first time, it is counted as a new STC, and if raised again, it is counted as a previously raised STC.

Source: WTO Secretariat.

3.67. As illustrated in Chart 3.16, there is a marked correlation between the number of new notifications and new STCs raised each year. This may also suggest an increasing use of the TBT Committee as a forum for Members to raise and resolve trade concerns non-litigiously, rather than allowing them to escalate into formal disputes.

**Chart 3.16 Number of TBT notifications and new STCs, January 1995 to 2016**

Source: WTO Secretariat.

3.68. During the review period, a total of 170 (30 new and 140 previously raised) STCs were discussed during the three Committee meetings that fell within this period: 57 (10 new and 47 previously raised) at the November 2016 meeting, 57 (9 new and 48 previously raised) at the March 2017 meeting, and 56 (11 new and 45 previously raised) at the June 2017 meeting.

3.69. With respect to the 30 new STCs raised during the review period (Table 3.16), the Members whose measures attracted the majority of the new STCs were China (7), the European Union<sup>54</sup> (7) and the Russian Federation (3). STCs were also raised with respect to TBT measures from the Republic of Korea (2), the United States (2), followed by the Plurinational State of Bolivia, Brazil, the Dominican Republic, India, Mexico, Nepal, and Viet Nam (1 each). Also, a single STC has been raised with respect to measures taken by (i) the Russian Federation, Kazakhstan, and the Kyrgyz Republic; (ii) United Arab Emirates, the Kingdom of Bahrain, the Kingdom of Saudi Arabia, Oman, Qatar, State of Kuwait, and Yemen<sup>55</sup>, and (iii) Kenya, Uganda, Tanzania, Rwanda, and Burundi.<sup>56</sup>

3.70. These 30 new STCs discussed in the review period covered a wide range of products, including tobacco and alcoholic beverages, ICT products (including "e-waste" and issues related to "cybersecurity"), agricultural and food products, pharmaceuticals and medical equipment, toys, vehicles, chemicals and steel.

<sup>54</sup> Five STCs with respect to EU-wide measures and two STCs with respect to a measure from Italy and a measure from Ireland.

<sup>55</sup> Collectively, as GCC-GSO members.

<sup>56</sup> Collectively, as EAC (East African Community) members.

**Table 3.16 New STCs raised in the TBT Committee meetings (November 2016, March 2017 and June 2017)**

New STCs with respect to measures maintained by Members
<b>Bolivia, Plurinational State of:</b> concerning technical regulations on the labelling of foods and products destined for human consumption that consist of, contain or derive from genetically modified organisms (ID 517) <i>(raised by Guatemala and Mexico)</i> ;
<b>Brazil:</b> concerning Regulation RDC No 123 on food additives and processing aids authorized for use in wine, of 4 November 2016 (ID 531) <i>(raised by the European Union)</i> ;
<b>China:</b> concerning Tentative Administrative Rules on Enterprises Average Fuel Consumption and New Energy Vehicle Credits and Administration Regulation on the Access of New Energy Vehicle Manufactures and Products (ID 527) <i>(raised by the United States, the European Union and Japan)</i> ;
<b>China:</b> concerning Cyber Security Law (ID 526) <i>(raised by Canada, the United States, Japan, the European Union and Australia)</i> ;
<b>China:</b> concerning Cyberspace Administration of China – Draft implementing measures for the Cybersecurity Review of Network Products and Services (ID 533) <i>(raised by the European Union, the United States, Japan, Australia and Canada)</i> ;
<b>China:</b> concerning Draft revised Encryption Law of the People's Republic of China by the Office of State Commercial Cryptography Administration (OSCCA) (ID 534) <i>(raised by the European Union, Japan, the United States and Canada)</i> ;
<b>China:</b> concerning Limits and Measurement Methods for Emissions of Light-duty Vehicles (ID 536) <i>(raised by Japan)</i> ;
<b>China:</b> concerning Internet of Vehicles Cybersecurity Protection Guideline Rules (ID 537) <i>(raised by the United States)</i> ;
<b>China:</b> concerning Civil Aviation Network Information Security Management Rules (ID 538) <i>(raised by the United States of America, the European Union and Canada)</i> ;
<b>Dominican Republic:</b> concerning requirements for importing steel rebar - RTD 458 and other requirements (ID 528) <i>(raised by the United States)</i> ;
<b>European Union:</b> concerning Country of Origin Labelling (ID 523) <i>(raised by New Zealand and the United States)</i> ;
<b>European Union:</b> concerning organic production and labelling - Maté (yerva-mate) (ID 524) <i>(raised by Brazil)</i> ;
<b>European Union:</b> concerning Radio Equipment Directive (ID 525) <i>(raised by China and the United States)</i> ;
<b>European Union:</b> concerning Regulation (EC) No. 1107/2009 - non-renewal of approval of the active substance picoxystrobin (ID 535) <i>(raised by Brazil, Canada and Argentina)</i> ;
<b>European Union:</b> concerning Titanium dioxide: Regulation (EC) No. 1272/2008 (CLP Regulation), Annex VI, Part (ID 539) <i>(raised by the United States)</i> ;
<b>European Union (Ireland):</b> concerning the Public Health (Alcohol) Bill 2015 (ID 516) <i>(raised by Guatemala and Mexico)</i> ;
<b>European Union (Italy):</b> concerning labelling requirements of the origin of grains used in the preparation of dried pasta (ID 530) <i>(raised by Brazil, Mexico, the United States and Canada)</i> ;
<b>India:</b> concerning the E-waste (Management) Rules, 2016 (ID 515) <i>(raised by Japan, the Republic of Korea and the United States)</i> ;
<b>Korea, Rep. of:</b> concerning Household Chemical and Biocidal Products (ID 529) <i>(raised by the United States and Japan)</i> ;
<b>Korea, Rep. of:</b> concerning the Amendment of the Notifications on Warning Messages on Smoking and Drinking (ID 518) <i>(raised by Australia, Canada, Japan, Mexico, New Zealand and the United States)</i> ;
<b>Oman, Kingdom of Bahrain, State of Kuwait, Qatar, Kingdom of Saudi Arabia, United Arab Emirates and Yemen:</b> concerning the Guide for control of imported foods – Certification requirements for animal products (ID 540) <i>(raised by the United States and the European Union)</i> ;
<b>Mexico:</b> concerning Official Standard PROY-NOM-199-SCFI-2015: Alcoholic beverages - Designations, physicochemical specifications, commercial information and test methods (ID 522) <i>(raised by the European Union)</i> ;
<b>Nepal:</b> concerning National Alcohol Regulation and Control Policy – Graphic Warnings and Statements for Alcoholic Beverages (ID 541) <i>(raised by the United States, the European Union and Canada)</i> ;

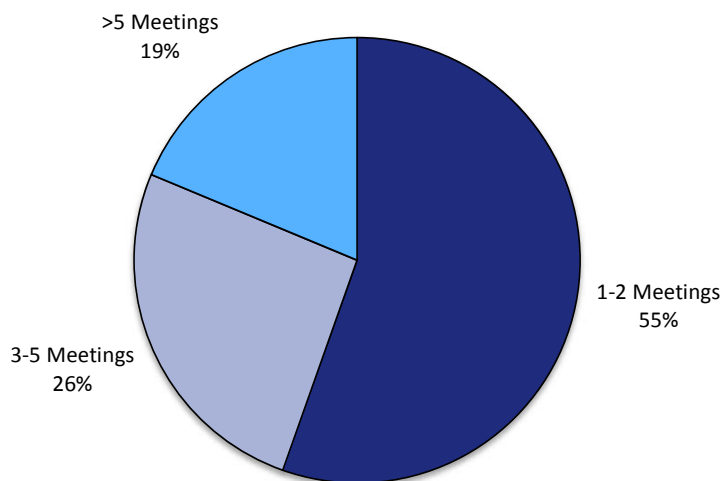
New STCs with respect to measures maintained by Members
<b>Russian Federation:</b> concerning Medical devices (ID 520) (raised by the United States, Ukraine and the European Union);
<b>Russian Federation:</b> concerning Pharmaceutical products - Resolution 1314 of the Government of the Russian Federation on determining compliance of medicinal products' manufacturers with the requirements of Good Manufacturing Practice (non-notified); draft decisions of the Board of the Eurasian Economic Union (ID 521) (raised by the United States, Ukraine and the European Union);
<b>Russian Federation, Kazakhstan and Kyrgyz Republic:</b> concerning amendment No. 2 to the Technical Regulation of the Customs Union on Safety of Toys (TP MC 008/2011) (ID 514) (raised by Ukraine, the United States and the European Union);
<b>Kenya, Uganda, Tanzania, Rwanda, and Burundi:</b> concerning Alcoholic beverages specifications (ID 519) (raised by the United States and the European Union);
<b>United States:</b> concerning Standards of Identity for Cheese (ID 542) (raised by Canada);
<b>United States:</b> concerning the Wisconsin butter laws (ID 543) (raised by Canada);
<b>Viet Nam:</b> concerning Alcoholic Beverages (ID 532) (raised by Mexico).

Source: WTO Secretariat.

3.71. As indicated above, STCs may be discussed at subsequent meetings, as previously raised STCs. These are usually reserved for long-standing and more serious concerns. Historically, the majority of STCs (55%) have been raised at one or two Committee meetings, whereas 26% were raised three to five times, and 19% more than five times (Chart 3.17). The share of "persistent" STCs, i.e. those raised more than five times has increased in 2016 in comparison with 2015, in line with the above-indicated finding that fewer new and more previous STCs were raised in 2016.

**Chart 3.17 STCs raised in the TBT Committee, 1995-2016**

(number of times)



Source: WTO Secretariat. Twenty-Second Annual Review of the Implementation and Operation of the TBT Agreement, G/TBT/39/Rev.1 (24 May 2017), Chart 23.

3.72. During the review period, six "persistent" STCs, that were raised more than 16 times in TBT Committee meetings were discussed (Table 3.17).

**Table 3.17 "Persistent" STCs raised between 1 October 2016 and 30 September 2017**

"Persistent" STCs
<b>European Union:</b> Regulation on the Registration, Evaluation and Authorization of Chemicals (REACH) (ID 88) - raised <u>37 times</u> since 2003
<b>India:</b> Pneumatic tyres and tubes for automotive vehicles (ID 133) - raised <u>32 times</u> since 2006
<b>India:</b> New Telecommunications-related Rules (Department of Telecommunications, No. 842-725/2005-VAS/Vol. III (3 December 2009); No. 10-15/2009-AS-III/193 (18 March 2010); and No. 10-15/2009-AS.III/Vol. II/(Pt.)/(25-29) (28 July 2010); Department of Telecommunications, No. 10-15/2009-AS.III/Vol. II/(Pt.)/(30) (28 July 2010) and accompanying template, "Security and Business Continuity Agreement") (ID 274) - raised <u>20 times</u> since 2010

**"Persistent" STCs**

**China:** Provisions for the Administration of Cosmetics Application Acceptance (ID 296) - *raised 20 times since 2011*

**China:** Requirements for information security products, including, *inter alia*, the Office of State Commercial Cryptography Administration (OSCCA) 1999 Regulation on commercial encryption products and its on-going revision and the Multi-Level Protection Scheme (MLPS) (ID 294) - *raised 19 times since 2011*

**Korea, Republic of:** Regulation on Registration and Evaluation of Chemical Material (ID 305) - *raised 16 times since 2011*

Source: WTO Secretariat.

3.73. Among previously raised STCs involving measures implemented by WTO Members, regulations in the area of food and food products have featured prominently during discussions in the TBT Committee. Box 3.3 takes a closer look at the nature of these regulations.

**Box 3.3 Trade and Food Standards**

The annual value of trade in agricultural products has grown almost three-fold over the past decade, largely in emerging economies and developing countries, reaching US\$1.7 trillion. However, in order to trade internationally and access markets for high-value products, producers must be able to meet food standards, which set out requirements for food safety, quality and labelling requirements, among others. If every government applies different food standards, trade is more costly, and it is more difficult to ensure that food is safe and meets consumers' expectations.

The use of common international food standards worldwide not only contributes to public health, but also helps reduce trade costs by making trade more transparent and efficient, allowing food to move more smoothly between markets. The WTO SPS and TBT Agreements strongly encourage WTO Members to use international standards, guidelines and recommendations as the basis of their measures. Through the joint FAO/WHO Codex Alimentarius Commission, governments establish science-based food standards. The SPS Agreement recognizes Codex as the international standard-setting body in the area of food safety; with respect to the TBT Agreement, over the past ten years, Members are more frequently drawing on Codex standards as the basis for food-related TBT measures, in particular measures addressing food labelling or quality. By reducing the need for producers to comply with different standards in different markets, harmonization becomes a powerful tool to make trade less costly and more inclusive.

Underpinning the system of food standards and trade rules is the highly technical and often unseen work that takes place at Codex and the WTO, led by WTO Members. At the WTO, the work of the TBT and SPS Committees help resolve trade frictions that inevitably arise in the application of food standards, particularly in light of the growing number of food-related measures. Between 2007 and 2016, the share of SPS notifications related to food safety increased from 44% to 74%, while the share of TBT notifications related to food increased from 14% to 28%.<sup>a</sup> A similar trend is observable for STCs: between 2006 and 2017 the share of food-related STCs discussed in the TBT Committee increased from 17% to 29%; and from 23% to 43% in the SPS Committee.<sup>b</sup> The work of the SPS and TBT Committees makes an important contribution to averting problems escalating into full-fledged disputes.

The participation and engagement of Members is vital to making the system of food standards and trade function effectively. Members' preparation and coordination, notably through multi-stakeholder coordination at the national level, is critical to the SPS and TBT Committees' work. The basis for effective participation at the international level is strong domestic dialogue and coordination. Capacity building is essential to ensure that Members have the tools and skills they need to meet requirements in export markets. The Standards and Trade Development Facility (STDF)<sup>c</sup>, of which the WTO is a partner, helps build capacity in the SPS area, to support developing countries in complying with international food standards.

Growing interconnectedness, technological innovation, and evolving health concerns pose new and emerging challenges for food standards and trade. The mechanisms and processes available to them through Codex, the FAO and the WTO are important tools Members can use to meet these new challenges.<sup>d</sup>

<sup>a</sup> TBT notifications are included when the notification text mentions food or beverages. SPS notifications are included when the notification has the stated objective of food safety.

<sup>b</sup> TBT STCs are included when the measure at issue deals with food or beverages. SPS STCs are included when the measure at issue has the objective of food safety.

<sup>c</sup> <http://standardsfacility.org/>

<sup>d</sup> See "Trade and Food Standards", FAO and WTO, 2017.  
[https://www.wto.org/english/res\\_e/publications\\_e/tradefoodfao17\\_e.htm](https://www.wto.org/english/res_e/publications_e/tradefoodfao17_e.htm)

Source: WTO Secretariat.



### 3.5 Trade Concerns Raised in Other WTO Bodies<sup>57</sup>

3.74. During the review period, a number of other trade concerns were raised by Members in formal meetings of various WTO bodies. This Section aims to provide a factual overview of such concerns raised between mid-October 2016 and mid-October 2017.<sup>58</sup> The trade concerns covered in this Section have neither the status nor the procedural framework of the STCs raised in the SPS and TBT Committees. Nevertheless, they provide an interesting and up-to-date insight into which trade issues are being discussed in various committees and councils across the WTO and, as such, add important transparency to the operation of the Organization. This Section does not aim to reproduce the full substantive description of the trade concerns outlined by Members, but does provide a reference to the formal meeting(s) where a particular issue is featured. A full account and context of the concerns is provided in the formal meeting records of the respective WTO bodies. The list of concerns and issues mentioned in this Section is not exhaustive.

3.75. At the meeting of the *Council for Trade in Goods* (CTG) on 17 November 2016<sup>59</sup>, new concerns were raised on: (i) the European Union (Croatia) regulations of import and sale of certain oil products which affected petroleum products and biofuels from third countries (raised by the Russian Federation); (ii) Turkey's measures regarding additional customs duties on imported tyres (raised by Japan); and (iii) the Russian Federation's certification requirements for cement enacted through a GOST standard in January 2016 (raised by the European Union).<sup>60</sup> At that meeting, previously raised trade concerns were repeated on: (i) the U.S. Seafood Monitoring Programme (raised by China); (ii) Nigeria's import restricting measures and, in particular, on the valuation purposes (raised by Norway) and on the licensing regime for fishery products (raised by Iceland); (iii) Indonesia's import and export restricting policies and practices (raised by the European Union, Japan and the United States); (iv) Ecuador's BOP measures (raised by Japan and the United States); (v) India's import restricting measures, including import duties on IT products covered by the ITA, port closures to apple imports, Minimal Import Prices (MIPs) and safeguard measures on hot-rolled steel products (raised by the European Union, Japan, New Zealand and the United States); (vi) China's measures related to trade in seafood (raised by Norway); and (vii) China's import tax on personal effects at the border (raised by Japan).

3.76. At the 6 April 2017 meeting of the CTG<sup>61</sup>, four new trade concerns were raised on: (i) Egypt's manufacturer registration system and Decree No. 43 of 2016 (raised by the European Union and the United States)<sup>62</sup>; (ii) the African Union (AU) WTO Members' import levy implementation to finance the AU's activities further to the Kigali Decision of July 2016 (raised by Japan and the United States); (iii) China's lack of timely and complete notifications in the area of subsidies and state trading enterprises (STEs), and China's governmental intervention in several key industrial sectors, such as steel and aluminium (raised by the United States)<sup>63</sup>; and (iv) Brazil's measures on shrimp imports from Ecuador (raised by Ecuador).<sup>64</sup> Under "other business", new concerns were raised on: (i) Pakistan's trade and transit measures imposed between 17 February and 21 March 2017, in particular, the closing of the entry points at the Durand line with Afghanistan to all trade and transit (raised by Afghanistan); (ii) the U.S. Seafood Import Monitoring Programme (raised by the Russian Federation); and (iii) the increasing use of trade remedy measures and the failure to implement the obligation under Article 15(a) of China's Accession Protocol regarding the methodology in anti-dumping investigations (raised by China). At the same meeting, the Council considered six additional trade concerns that had already been brought to its attention at previous meetings on: (i) the European Union (Croatia) regulation of import and sale of certain oil products (raised by the Russian Federation); (ii) Nigeria's import restricting measures, including restrictions on the use of foreign exchange for a wide range of imports, local content requirements and outright import bans (raised by the European Union,

<sup>57</sup> This Section does not include SPS and TBT Committees (covered separately) or issues brought to the Dispute Settlement Body. Some of the trade concerns raised may be the subject of a dispute.

<sup>58</sup> Members and Observers are encouraged to communicate to the WTO's Trade Policy Review Division the non-tariff measures which they have raised in WTO bodies and which they believe are relevant to the monitoring exercise.

<sup>59</sup> Document G/C/M/127.

<sup>60</sup> The issue was also raised during the Russian Federation's Trade Policy Review and in the TBT Committee.

<sup>61</sup> Document G/C/M/128.

<sup>62</sup> The issue was also raised at the TBT Committee.

<sup>63</sup> The issues were also raised at the SCM and STE Committees.

<sup>64</sup> The issue had already been raised at the SPS Committee.

Norway, the United States and Uruguay); (iii) Indonesia's import- and export-restricting policies (raised by the European Union, Japan and the United States); (iv) Turkey's measures regarding additional customs duties on imported tyres (raised by Japan); (v) India's import restricting measures, particularly the import duties imposed on certain telecommunication products already covered by the ITA and the MIPs for steel products (raised by the European Union, Japan and the United States); and (vi) the Russian Federation's mandatory certification for cement (raised by the European Union).

3.77. At the 30 June 2017 meeting of the CTG<sup>65</sup>, four new trade concerns were brought to the Council's attention: (i) the trade measures adopted in early June 2017 by the Kingdom of Saudi Arabia, United Arab Emirates and the Kingdom of Bahrain which affected the importation and exportation of goods to and from Qatar (raised by Qatar)<sup>66</sup>; (ii) the United States' investigations under Section 232, to determine the effects on national security of steel and aluminium imports, with regard to two investigations initiated in April 2017 (raised by the Russian Federation); (iii) Brazil's measures restricting banana imports of Ecuadorian origin (raised by Ecuador)<sup>67</sup>; and (iv) Ukraine's anti-dumping measures on imports of nitrogen fertilizers, in particular on the practices to determine the value and level of duties (raised by the Russian Federation).<sup>68</sup>

3.78. At the same meeting, previously raised concerns were repeated on: (i) China's trade distorting measures (raised by the United States); (ii) the United States' trade distorting measures (raised by China); (iii) the import levy applied by WTO Members of the African Union (raised by Japan and the United States); (iv) Brazil's measures restricting Ecuadorian shrimp imports (raised by Ecuador); (v) Egypt's manufacturer registration system (raised by the United States); (vi) Nigeria's import-restricting measures (raised by Norway and the United States)<sup>69</sup>; (vii) Indonesia's import and export-restricting policies (raised by the European Union, Japan and the United States); and (viii) the Russian Federation's trade-restricting measures regarding the GOST standard and the "good manufacturing practice" certificates for pharmaceutical products (raised by the European Union).<sup>70</sup>

3.79. At the 2 May and 22 September 2017 meetings of the *Committee on Market Access*<sup>71</sup>, new and persistent trade concerns were raised on: (i) Angola's consumption tax (raised by the European Union)<sup>72</sup>; (ii) Argentina's law on the auto-part sector (raised by the European Union and Mexico); (iii) China's customs duties on certain integrated circuits (raised by the European Union, Japan, Chinese Taipei and the United States); (iv) China's import tax on personal effects at the border (raised by Japan); (v) India's customs duties on telecommunication and other products (raised by Canada; the European Union; Japan; Korea, Republic of; Chinese Taipei; and the United States)<sup>73</sup>; (vi) Kingdom of Saudi Arabia's excise tax on energy drinks and carbonated soft drink products (raised by Switzerland)<sup>74</sup>; (vii) Oman's MFN customs duties on cigarettes (raised by Switzerland); and (viii) the Russian Federation's taxation on wine (raised by the European Union).

3.80. At the meetings of the *Committee of Participants on the Expansion of Trade in Information Technology Products* on 1 November 2016 and 28 June 2017<sup>75</sup>, trade concerns continued to be raised regarding India's Customs Notification No. 11/2014 on the 10% import duty increase on certain telecommunication equipment with concessions that are bound at duty-free levels in India's WTO schedule of concessions (raised by the European Union; Japan; Korea, Republic of and the United States). In addition, at the June meeting, concerns were expressed with respect to China's application of tariffs on certain semiconductor devices, known as "multi-component integrated circuits" (MCOs), as a result of their reclassification under the 2017 nomenclature of the

<sup>65</sup> Minutes G/C/M/129 (forthcoming).

<sup>66</sup> Similar concerns were previously raised at the CTS.

<sup>67</sup> Similar concerns had been raised at the SPS Committee.

<sup>68</sup> Similar concerns were raised at the AD Committee.

<sup>69</sup> This issue has been discussed during Nigeria's Fifth TPR, and, with regard to which, the US indicated that, based on the assurances provided by Nigeria during its TPR, it would not continue to raise the issue at the CTG level (document WT/TPR/M/356).

<sup>70</sup> Similar concerns had been raised at the TBT Committee.

<sup>71</sup> Includes issues raised under "other business". Documents G/MA/M/64 and G/MA/M/65 (forthcoming).

<sup>72</sup> Document G/MA/W/129.

<sup>73</sup> Documents G/MA/W/120 and G/MA/W/128.

<sup>74</sup> Document G/MA/W/132.

<sup>75</sup> Documents G/IT/M/65 and G/IT/M/66 (forthcoming).

Harmonized System, that were previously duty-free by virtue of China's commitments under the ITA Agreement (raised by the European Union, Japan and the United States).

3.81. A number of concerns were repeated at the meetings of the *Committee on Import Licensing (CIL)*<sup>76</sup> on 5 May 2017 and 3 October 2017 regarding: (i) Indonesia's import licensing regime for cell phones, handheld computers and tablets (raised by the United States); (ii) Brazil's regulatory requirements for imports of nitrocellulose (raised by the European Union); (iii) India's import licensing requirements on boric acid (raised by the United States); (iv) Mexico's steel import licensing programme (raised by Canada and the United States); (v) Viet Nam's importation of distilled spirits (raised by the United States); (vi) Morocco's import licensing requirements on the importation of certain arms and gear wheels (raised by the European Union); (vii) the Plurinational State of Bolivia's import licensing regime on certain products (raised by the European Union); and (viii) Thailand's import procedures on feed wheat (raised by the European Union). New trade concerns were raised on: (i) the European Union's steel import licensing system (raised by the Russian Federation); (ii) Indonesia's import licensing system on tyres (raised by Thailand); (iii) Indonesia's import requirements related to milk supply and circulation (raised by the United States); and (iv) China's changes to import licensing for certain recoverable wastes and recovered materials (raised by the United States).

3.82. At the meeting of the *Committee on Customs Valuation* on 15 May 2017<sup>77</sup>, concerns were raised on: (i) Armenia's reference prices (raised by the United States); (ii) Indonesia's lack of notifications on PSI measures (raised by the United States); (iii) Pakistan's determination of customs value of paper as stated in Pakistan's valuation Ruling No. 827/2016 dated 6 April 2016 (raised by Thailand); and (iv) Egypt's status of notification of PSI in light of Egypt's Decree No. 991/2015 (raised by the United States).

3.83. In the *Committee on Agriculture*<sup>78</sup>, a number of questions and concerns were raised with respect to Members' individual notifications and on implementation-related issues under Article 18.6. During the period concerned, a total of 288 questions were discussed on individual notifications (157 questions), Article 18.6 issues (112 questions on 57 implementation-related issues) and on overdue notifications (19 questions). Additional details regarding these questions and concerns can be found in Section 3.6 of this Report.

3.84. At the meetings of the *Committee on Anti-Dumping Practices*<sup>79</sup> on 27 October 2016 and 27 April 2017, concerns were raised as per Table 3.18.

**Table 3.18 Concerns raised on anti-dumping practices**

Measure implemented by	Member(s) raising the concern
<b>Argentina</b>	
Investigation on aluminium wheels	China
<b>Australia</b>	
Sunset review on ammonium nitrate	Russian Federation
<b>Bahrain, Kingdom of; Oman; Qatar; Kuwait, State of; Saudi Arabia, Kingdom of; and United Arab Emirates</b>	
Investigation on automotive batteries	Korea, Rep. of
<b>Brazil</b>	
Sunset review on PET films	Turkey
Measures on white crystal sugar	Costa Rica
<b>Canada</b>	
Investigation on certain fabricated industrial steel components	European Union
Investigation on silicon metal	Kazakhstan and Russian Federation
<b>China</b>	
Measures on unbleached sack paper	European Union
Measures on acrylic fibre	Turkey

<sup>76</sup> Documents G/LIC/M/45 and G/LIC/M/46 (forthcoming).

<sup>77</sup> Document G/VAL/M/64.

<sup>78</sup> Questions and responses to the issues raised under the review process in the CoA meetings on 9 November 2016, 27 March and 7 June 2017 are available in G/AG/W/159 issued on 13 December 2016, G/AG/W/161 issued on 9 May 2017 and G/AG/W/165 issued on 24 July 2017.

<sup>79</sup> Documents G/ADP/M/51 and G/ADP/M/52.

Measure implemented by	Member(s) raising the concern
Investigation on vinylidene chloride	Japan
<b>Colombia</b>	
Investigation on gypsum board	Mexico
<b>Dominican Republic</b>	
Sunset review on steel reinforcing bar	Turkey
<b>Egypt</b>	
Measures on welding electrodes	Turkey
Investigation on steel rebar	Ukraine
<b>European Union</b>	
Investigations on cold-rolled steel products and aluminium foil	Russian Federation
Investigation on certain hot-rolled flat products of iron	China
<b>India</b>	
Investigation on low-ash metallurgical coke	Australia
Investigation on linear alkyl benzene	Qatar
Investigation on styrene butadiene rubber	European Union
Investigations covering "complete value chain"	China
Measures on cold-rolled flat steel products	Ukraine
Investigations on cold-rolled flat steel products; hot-rolled flat products; and resorcinol	Japan
Investigation on dimethyl acetamide	Turkey
<b>Indonesia</b>	
Investigation on wheat flour	Turkey
<b>Israel</b>	
Investigation on float glass	Turkey
<b>Korea, Republic of</b>	
Sunset review on stainless steel bar	Japan
<b>Mexico</b>	
Investigation on seamless steel tubes	Ukraine
Sunset review on cold-rolled sheet	Kazakhstan
<b>Morocco</b>	
Investigations on hot-rolled steel sheets and refrigerators	Turkey
Investigation on ceramic tiles	European Union
<b>Pakistan</b>	
Investigation on cold-rolled coils and sheets	Ukraine
Investigations on hydrogen peroxide	Turkey
<b>Russian Federation, Armenia, Kazakhstan, and Kyrgyz Republic</b>	
Investigations on bars and rods and hot-rolled steel angles	Ukraine
<b>Thailand</b>	
Investigation on hot-rolled non alloy steel in coils and not in coils	Turkey
<b>Turkey</b>	
Sunset review on copper wire rod	Ukraine
Sunset review on motorcycle and bicycle tyres	Chinese Taipei
Investigation on bleached kraftliner paper	Brazil
<b>Ukraine</b>	
Investigation on certain nitrogen fertilizers	Russian Federation
Interim review on ammonium nitrate	Russian Federation
<b>United States</b>	
Investigation on ammonium nitrate	Russian Federation
Investigation on carbon and alloy steel cut-to-length plate	European Union and Japan
Investigations on corrosion resistant steel products, cold-rolled flat steel products, hot-rolled flat steel products and large transformers	Korea, Rep. of
Administrative review on oil country tubular goods	China and Korea, Rep. of

Source: WTO Secretariat.

3.85. Additional concerns were raised on issues such as: (i) the expiration of China's Accession Protocol Section 15(a); (ii) the recent rapid increase in AD measures, especially in the steel sector (raised by Japan and Brazil); (iii) India's "complete value chain" practice in investigations (raised by China); (iv) the length of the United States anti-dumping measures (raised by Japan); (v) El Salvador's anti-dumping legislation (raised by the United States); (vi) the organization of the meetings of the various groups and committees related to trade remedies and the participation of the Investigating Authorities in those meetings (raised by Mexico); (vii) Australia's decision to extend for another five years its 10-year-old AD measures on canned pineapples (raised by the Philippines); (viii) Indonesia's extension of an AD measure on Philippine Cavendish banana (raised by the Philippines); (ix) the application filed by Turkish producers to initiate an AD investigation on flat hot-rolled steel products (raised by the Russian Federation); (x) the European Union's draft

amendments to the Basic AD Regulation (raised by the Russian Federation); (xi) India's amendments to the AD legislation (raised by Ukraine); and (xii) the development of the Particular Market Situation test practices among Members (raised by the Russian Federation).

3.86. At the meetings of the *Committee on Subsidies and Countervailing Measures*<sup>80</sup> on 25 October 2016 and 25 April 2017, concerns were raised on countervailing duty actions as per Table 3.19.

**Table 3.19 Concerns raised on CVD actions**

Measure implemented by	Member(s) raising the concern
<b>Brazil</b>	
Investigation on hot-rolled steel	China
<b>Canada</b>	
Investigation on silicon metal	Kazakhstan
<b>United States</b>	
Measures on steel products	Brazil
Measures on iron and steel products	Turkey
Investigation on silicon metal	Kazakhstan
Investigation on certain cold-rolled steel flat products	Russian Federation

Source: WTO Secretariat.

3.87. At the same meetings, concerns were raised on subsidies as per Table 3.20.

**Table 3.20 Concerns raised on subsidies**

Measure implemented by	Member(s) raising the concern
<b>Canada</b>	
Government support for the Canadian Aircraft Industry	Brazil
Government support for a new cement facility in Quebec	United States
<b>China</b>	
Non-notification of alleged subsidies	United States
Non-notification of alleged subsidies in the fisheries sector	United States
Non-notification of alleged subsidies under the Internationally Well-known Brand Programme	United States
Requests for information on certain alleged subsidy programmes in the steel sector	European Union and United States
Request for information on the China Structural Reform Fund	European Union
<b>India</b>	
Export subsidies in the textile and apparel sector	United States
<b>United States</b>	
Request for information on certain alleged subsidy programmes	China

Source: WTO Secretariat.

3.88. Additional concerns were raised on issues such as: (i) elimination of export subsidies by the Members that received extensions under Article 27.4 of the SCM Agreement; (ii) low and declining level of compliance with the notification and transparency obligations in the SCM Agreement; (iii) requests for information pursuant to Articles 25.8 and 25.9 (proposal from the United States); (iv) enhancing fisheries subsidies transparency (raised by the United States); and (v) subsidies and overcapacity (raised by Canada, the European Union, Japan, Mexico and the United States).

3.89. At the meetings of the *Trade-Related Investment Measures (TRIMs)* Committee meetings on 17 October 2016 and 12 May 2017<sup>81</sup>, new or continuing issues were raised as per Table 3.21. Nine issues were raised regarding alleged trade-related investment measures considered as inconsistent with the TRIMs Agreement that involved five different Members. All of the issues raised referred to alleged local content requirements, and one measure involved alleged restrictions on imports or exports.

<sup>80</sup> Documents G/SCM/M/99 and G/SCM/M/101, respectively.

<sup>81</sup> Documents G/TRIMS/M/41 and G/TRIMS/M/42.

**Table 3.21 Concerns raised at the TRIMs Committee**

Measure implemented by	Member(s) raising the concern
<b>Argentina</b> Act 27,263 on the development and strengthening of auto-parts <sup>82</sup>	Mexico
<b>China</b> Provisions on insurance system informatization <sup>83</sup>	United States
<b>Indonesia</b> Requirements for 4G LTE mobile devices <sup>84</sup>	Canada, European Union, Japan, United States
Certain provisions in the energy sector (mining, oil and gas) <sup>85</sup>	Canada, European Union, Japan, United States
Industry Law and Trade Law <sup>86</sup>	European Union, Japan, United States
Minimum local product requirement for modern retail sector <sup>87</sup>	European Union, Japan, United States
Certain measures relating to investment in the telecommunications sector <sup>88</sup>	Japan, United States
<b>Nigeria</b> Guidelines in information communications technology (ICT) <sup>89</sup>	Canada, United States
<b>Russian Federation</b> Measures implementing the Russian Federation's import substitution policy <sup>90</sup>	European Union, United States

Source: WTO Secretariat.

3.90. At the meetings of the *Committee on Safeguards*<sup>91</sup>, on 24 October 2016 and 24 April 2017, concerns were raised on specific SG actions as per Table 3.22.

**Table 3.22 Concerns raised at the Committee on Safeguards**

Measure implemented by	Member(s) raising the concern
<b>Chile</b> Investigation on steel wire rod	United States
<b>China</b> Investigation on sugar	Australia; Brazil; Cuba; Korea, Rep.of
<b>Colombia</b> Investigation on PVC	Chinese Taipei
<b>Bahrain, Kingdom of; Kuwait. State of; Oman; Qatar; Saudi Arabia, Kingdom of; United Arab Emirates<sup>a</sup></b> Investigation on ferro silico manganese	Ukraine
<b>India</b> Investigation on hot-rolled flat sheets and plates of alloy or non-alloy steel	Japan; Korea, Rep.of; Ukraine
Investigation on unwrought aluminium	European Union, the United States
<b>Indonesia</b> Investigation on flat-rolled product of iron or non-alloy steel	Japan, Chinese Taipei, Viet Nam
<b>Jordan</b> Investigation on aluminium bars, rods and profiles	United States
<b>Malaysia</b> Investigation on steel concrete reinforcing bars	Japan, European Union
Investigation on steel wire rod and deformed bar-in-coil	Brazil; European Union; Korea, Rep. of
<b>Morocco</b> Investigation on paper in rolls and paper in reams	United States

<sup>82</sup> Document G/TRIMS/Q/ARG/1.

<sup>83</sup> Document G/TRIMS/Q/CHN/1.

<sup>84</sup> Documents G/TRIMS/W/148 and G/TRIMS/W/162.

<sup>85</sup> Documents G/TRIMS/W/70; 74; 79; 88; 100; 108; 123; 128; 137; and 137/Corr.1.

<sup>86</sup> Documents G/TRIMS/W/138; 140; 157; and 158.

<sup>87</sup> Documents G/TRIMS/W/139; 141; 159; and 161.

<sup>88</sup> Documents G/TRIMS/W/61; 63; 71; 75; 78; 80; 86; 96; 104; 131; 154; 160; and G/TRIMS/Q/IDN/1.

<sup>89</sup> Document G/TRIMS/Q/NGA/1.

<sup>90</sup> Documents G/TRIMS/Q/RUS/4; 5; and 6.

<sup>91</sup> Documents G/SG/M/50 and G/SG/M/51.

Measure implemented by	Member(s) raising the concern
<b>Philippines</b>	
Investigation on testliner board	Korea, Rep. of; Viet Nam
<b>South Africa</b>	
Investigation on flat-rolled products of iron or non-alloy steel	Japan, Chinese Taipei, Turkey
Investigation on certain flat-rolled products of iron, non-alloy steel or other alloy	Japan, Chinese Taipei, United States
<b>Thailand</b>	
Investigation on non-alloy hot-rolled steel flat products, in coils and not in coils	Japan
<b>Tunisia</b>	
Investigation on medium density fibreboard	United States
Investigation on glass bottles	United States
Investigation on ceramic tiles	Turkey, United States
<b>Turkey</b>	
Investigation on pneumatic tyres	China, European Union, Japan and Chinese Taipei
Investigation on wallpaper and similar wallcoverings	European Union, Ukraine
<b>Ukraine</b>	
Investigation on flexible porous plates, blocks and sheets of polyurethane foams	United States
Investigation on tableware and kitchenware of porcelain	European Union
<b>Viet Nam</b>	
Investigation on semi-finished and certain finished products of alloy and non-alloy steel	Japan, European Union
Investigation on pre-painted galvanized steel sheet and strip	Korea, Republic of
<b>Zambia</b>	
Investigation on flat-rolled products of iron, non-alloy steel, trailers and semi-trailers	United States

a Investigations are initiated at the level of the GCC.

Source: WTO Secretariat.

3.91. Other issues and concerns were discussed regarding: (i) the European Union's system of prior surveillance of imports of certain steel products, introduced in April 2016 (Russian Federation); and (ii) the general request to Members imposing safeguards to closely follow the rules in the SG Agreement (Australia; Brazil; Canada; the European Union; Hong Kong, China; Japan; Korea, Republic of; Chinese Taipei and the United States).

3.92. At the meetings of the *Working Party on State Trading Enterprises* on 21 October 2016 and 9 May 2017<sup>92</sup>, the following trade concerns (Table 3.23) were raised:

**Table 3.23 Concerns raised at the Working Party on State Trading Enterprises**

Measure implemented by	Member(s) raising the concern
<b>Canada</b>	
Provincial liquor boards	United States, European Union, Australia, New Zealand
Canadian Dairy Commission	Australia, New Zealand
<b>Costa Rica</b>	
Costa-Rican Petroleum Refining Company	European Union
<b>European Union</b>	
Alko Inc.	Russian Federation
<b>India</b>	
Tamil Nadu State Marketing Corporation Limited	European Union
<b>New Zealand</b>	
Zespri Group Ltd.	Chile, European Union
<b>Tunisia</b>	
Pharmacie Centrale de Tunisie	European Union
<b>United States</b>	
Commodity Credit Corporation	European Union

Source: WTO Secretariat.

<sup>92</sup> Documents G/STR/M/30 and 31.

3.93. Additional concerns were raised on: (i) several aspects of China's first notification of STEs since accession (raised by Australia, the European Union and the United States); (ii) the notifications of Viet Nam (raised by the United States); (iii) the non-notification by the Russian Federation of its STEs, including the non-notification of enterprises considered by some delegations to be STEs, including Gazprom (questions from the European Union and the United States); (iv) Australia's Rice Marketing Act (raised by the European Union); (v) the omission of statistics in the United States' notifications for certain years (raised by China); (vi) the non-notification by the United Arab Emirates of its STEs (raised by the United States); and (vii) the overall poor level of compliance among Members concerning the notification obligations of Article XVII of GATT 1994 regarding STEs.

3.94. At the *Committee on Balance-of-Payments (BOPs) Restrictions* consultations with Ecuador continued in late 2016 and in the first half of 2017<sup>93</sup> and which were concluded after Ecuador announced that it had eliminated the tariff surcharge applied under the BOPs provisions as of 1 June 2017. During the consultations, concerns were repeated by a number of Members on the introduction of this import surcharge for BOP purposes and its compliance with WTO rules. Some other Members expressed support for the measures. A report of the consultations was issued in late August 2017.<sup>94</sup> The conclusions of the report reflect the disagreement between Members with respect to the WTO-consistency of the measure.

3.95. At the meetings of the *Council for Trade in Services (CTS)* held on 25 November 2016, 16-17 March 2017, 16 June 2017 and 6 October 2017, concerns were repeated about certain measures related to Ukraine's reforms of its Unified Gas Transportation System (raised by the Russian Federation, echoed by Armenia and Cuba at the November meeting).<sup>95</sup> These concerns were first mentioned in November 2014, and have been restated at all subsequent regular meetings of the CTS.<sup>96</sup>

3.96. Additional concerns were also raised under "other business" on: (i) China's measures in tourism and distribution services were mentioned at the CTS meetings of March and June 2017 (Republic of Korea; echoed by Japan and the United States at the June meeting)<sup>97</sup>; (ii) Ukraine's measures in financial services (raised by the Russian Federation)<sup>98</sup>; (iii) China's cybersecurity law (raised by Japan, supported by Australia; Korea, Republic of; Chinese Taipei and the United States)<sup>99</sup>; and (iv) measures enacted by the Kingdom of Saudi Arabia, the Kingdom of Bahrain and the United Arab Emirates in a number of sectors and modes of supply were mentioned in June (raised by Qatar and Turkey).<sup>100</sup>

3.97. At the meeting held on 6 October 2017, under an item on the Council's agenda, concerns were raised on China's and Viet Nam's cybersecurity measures (raised by Japan and the United States<sup>101</sup>, individually, with support from Australia, the European Union, New Zealand and Chinese Taipei and comments by India and Brazil).

3.98. In the *Committee on Government Procurement*, concerns were raised regarding current developments related to buy-American initiatives in the United States, and were discussed at the Committee's meeting on 18 October 2017.<sup>102</sup>

3.99. At the meetings of the *Committee on Trade and Development (CTD)*<sup>103</sup> on 14 March and 21 June 2017, Members discussed, in the context of the 1998 work programme on e-commerce, how the WTO could contribute to addressing the development aspects of e-commerce. A number

---

<sup>93</sup> Meetings were held on 29 November 2016 and 25 April 2017.

<sup>94</sup> Document WT/BOP/R/114, 31 August 2017.

<sup>95</sup> Documents S/C/M/129, S/C/M/130, S/C/M/132 and S/C/M/133 (forthcoming).

<sup>96</sup> Documents S/C/M/122 to 124, and S/C/M/126 to 128.

<sup>97</sup> Documents S/C/M/130 and S/C/M/132.

<sup>98</sup> Document S/C/M/130.

<sup>99</sup> Document S/C/M/132.

<sup>100</sup> Document S/C/M/132.

<sup>101</sup> The United States also circulated a communication under that item, entitled "Measures adopted and under development by China relating to its Cybersecurity Law" (document S/C/W/374).

<sup>102</sup> Meeting of 21 June 2017, Chairman's Statement at the Informal Closing Session; and meeting of 18 October 2017, Chairman's Statement at the Informal Closing Session.

<sup>103</sup> Documents WT/COMTD/M/101 and WT/COMTD/M/103 (forthcoming).



of developing countries raised concerns with respect to capacity and infrastructure constraints which hinder them from fully benefitting from the opportunities presented by e-commerce.

3.100. The above Section shows that a greater number of trade concerns were raised in the various WTO bodies where meetings took place between mid-October 2016 and mid-October 2017 compared to the same period in 2015-16. A larger number of trade concerns on measures implemented by WTO Members were raised in nearly all committees and councils, and several measures were raised in more than one WTO body during this period. The latter may suggest that the trade concerns raised involve increasingly complex and cross-cutting issues. It may also provide an indication that WTO Members are soliciting multiple platforms within the WTO committee structure to address various aspects of such trade concerns. From a systemic point of view, this is significant because of the increased transparency which it brings, but also because it demonstrates that Members are actively using the WTO committees to constructively engage trading partners on potential areas of trade friction.

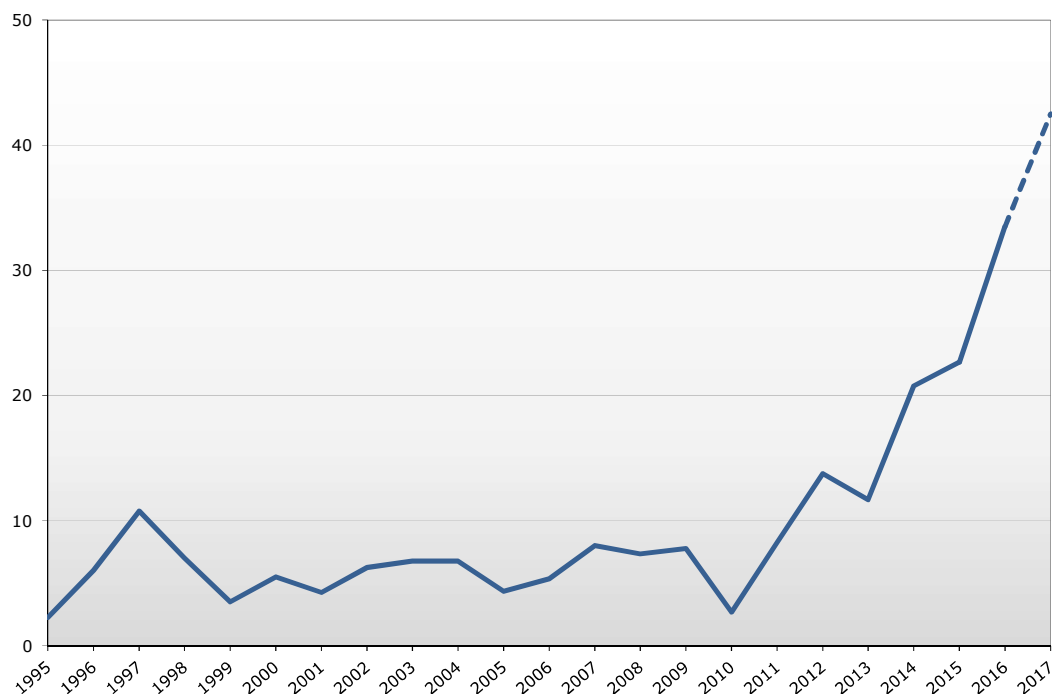
### **3.6 Policy Developments in Agriculture**

3.101. The Committee on Agriculture (CoA) provides a forum for Members to discuss matters related to agriculture trade, and to consult on matters relating to the Members' implementation of commitments under the Agreement on Agriculture (AoA), including rules-based commitments. The review work by the CoA is based on notifications Members make on their commitments. There is also a provision in Article 18.6 that allows Members to raise any matter relevant to the implementation of the commitments under the AoA.

3.102. In the framework of the CoA meetings in November 2016, and March and June 2017, Members posed a total of 288 questions, including questions on both individual notifications and under Article 18.6, with a large number of these questions directed at issues related to domestic support notifications or implementation of domestic support commitments.

3.103. In total, 15 Members raised 112 questions on 57 implementation-related issues (Article 18.6) in the November 2016, March and June 2017 CoA meetings. As can be seen in Chart 3.18, the average number of questions raised under Article 18.6 per meeting has been increasing since 2011 reaching an all-time high in 2017 with an average of 43 questions per meeting. These numbers include questions that were repeated from one meeting to the next because responses were not provided in the relevant time-frames.

**Chart 3.18 Average number of questions raised under Article 18.6 per meeting (1995-2017<sup>a</sup>)**



a 2017 data covers the March and June 2017 CoA meetings.

Source: WTO Secretariat.

3.104. Out of the 57 implementation-related issues raised in the CoA during the review period, 38 were discussed for the first time, whereas the remaining issues had been discussed one or more times in previous years under matters raised under Article 18.6. Table 3.24 indicates the specific issues relating to implementation commitments that were discussed for the first time in the CoA during the three meetings. The complete questions, and answers, can be accessed through the Agriculture Information Management System (AG IMS) by using the ID numbers provided in the tables.<sup>104</sup>

3.105. A total of 16 new issues related to domestic support policies (42%) were raised in the November 2016, March and June 2017 CoA meetings; measures benefiting producers of dairy, fruit, rice, livestock, oilseeds, sugar and wheat were subject to questioning by Members. Similarly, questions were also raised regarding agricultural policies of a general scope, such as the European Union's intervention programmes, Canada's agri-marketing programme, and Turkey's national agricultural model. Members also raised 14 new issues (37%) in relation to measures that restricted, or had the potential to restrict, trade of agricultural products (e.g. Indonesia's draft regulation on supply and distribution of milk products, Switzerland's domestic purchase requirements for meat TRQs, Philippine's rice waiver, the Russian Federation's higher applied tariffs than bound rates in some agricultural products, Thailand's import permits for feed wheat and the U.S. border adjustment tax proposal). For the first time, the subject of how trade policies may be affected by the exit of the United Kingdom from the European Union was raised in the CoA. There were four questions seeking clarification in the area of export subsidies, all of them in connection with the Nairobi Ministerial Decision on Export Competition<sup>105</sup> (i.e. India's export subsidies for onions, Canada's butter export subsidies, the European Union's export subsidy commitments and its sugar policies). There was one question raised in the area of export restrictions and prohibitions (i.e. India's export restrictions on sugar).

<sup>104</sup> In the AG IMS (<http://agims.wto.org/>), select the function "Search Q&A Submitted Since 1995" and input the ID number of the question concerned.

<sup>105</sup> Documents WT/MIN(15)/45 and WT/L/980.

**Table 3.24 Article 18.6 new issues**

Question summary	Question raised by	Products	Number of questions	CoA meetings	ID number
Thailand's import permits for feed wheat	Australia, European Union, United States	Animal feed, wheat, corn	5	83, 84	84074, 84059, 83107, 83045, 83013
U.S. Federal Milk Marketing Order (FMMO)	Canada	Milk, butter, cheese	4	83, 84	84064, 84056, 84055, 83124
Philippines' rice waiver	Australia, Thailand, United States	Rice	3	84	84057, 84015, 84079
U.S. regulations on fluid ultrafiltered milk	Canada	Milk	3	84	84061, 84062, 84063
India's support price for rabi crops	European Union, United States	Wheat	2	83, 84	84071, 83009
Canada's market price support for dairy products	New Zealand	Dairy, milk, milk powders, butter, cheese, other	2	82, 83	83001, 82058
India's minimum support price for kharif crops	Canada, United States	Rice, oil seeds, fats and oils, seeds, vegetable oils and fats, fats/oils of animal origin, other fats and oils, cotton	2	82, 83	83043, 83123, 82005
Canada's butter export subsidies	Australia	Butter	1	84	84016
China's sugar imports	Australia	Sugar, cane or beet sugar, other	1	84	84036
European Union's export subsidy commitments	Guatemala		1	84	84109
European Union's sugar policies	Australia	Sugar, cane or beet sugar, other	1	84	84037
India's pulses policies	Canada	Processed vegetables	1	84	84044
Indonesia's dairy import system	United States	Dairy, milk, milk powders, butter, cheese, other	1	84	84075
Malaysia's import licensing procedures for sugar	Australia	Sugar, cane or beet sugar, other	1	84	84046
Mexico's agricultural diesel programme	Ukraine		1	84	84050
The Russian Federation's decoupled support	United States		1	84	84083

Question summary	Question raised by	Products	Number of questions	CoA meetings	ID number
Switzerland's domestic purchase requirements for meat TRQs	United States	Meat, bovine, swine, sheep and goat, poultry, horse, other	1	84	84104
Switzerland's reclassification of customs position for seasoned meat	European Union	Meat, bovine, swine, sheep and goat, poultry, horse, other	1	84	84058
Turkey's National Agriculture Model	European Union		1	84	84060
U.S. Border Adjustment Tax proposal	Ukraine	All agricultural products	1	84	84054
Turkey's IPR programme	Russian Federation	Wheat	1	84	84113
Australia's wine equalization tax	European Union	Alcoholic	1	83	83006
Canada's Agri-Marketing Program	Indonesia		1	83	83067
Egypt's new regulations	Indonesia		1	83	83068
United Kingdom - modification of agricultural schedule of commitments	Indonesia		1	83	83069
European Union's support for livestock sector	New Zealand	Live animals, bovine, swine, sheep and goats, poultry, horses, other	1	83	83055
India's minimum support price for wheat	Australia	Wheat	1	83	83106
India - minimum price for sugar cane in Uttar Pradesh	European Union	Cane or beet sugar	1	83	83010
India's trade statistics	United States		1	83	83044
India's buffer stocks of pulses	Canada	Processed vegetables	1	83	83122
Indonesia's draft regulation on supply and distribution of milk products	European Union	Milk	1	83	83011
Japan's mark-up on imported rice	China	Rice	1	83	83035
Russia's higher applied tariffs than bound rates	European Union		1	83	83012
Thailand's financial assistance to fruit farmers	United States	Fruit	1	83	83047
European Union's intervention programmes	Australia		1	82	82023

Question summary	Question raised by	Products	Number of questions	CoA meetings	ID number
India's export restriction on sugar	European Union	Sugar, cane or beet sugar, other	1	82	82033
India's export subsidies for onions	European Union	Fresh vegetables	1	82	82032
Greek coffee tax	Viet Nam	Coffee	1	82	82003

Source: WTO Secretariat.

3.106. Other measures that were discussed related to follow-up questions on persistent areas of concern. A number of these issues have been raised in the CoA multiple times. One case has been raised in 18 CoA meetings (i.e. Brazil's domestic support programmes). India's sugar export subsidies were the subject of questioning in the CoA for the fourteenth time at the CoA March 2017 meeting. Canada's new milk ingredient class, its wine sale policy and its TRQ for cheese continued to be subject of considerably scrutiny in the CoA, receiving various questions co-sponsored by two or three WTO Members. Other recurrent issues included India's wheat stocks and exports; India's importation of apples and Sri Lanka's increase in milk powder tariffs (Table 3.25).

**Table 3.25 Questions previously raised under Article 18.6**

Question summary	Question raised by	Products	Number of questions	Number of CoA meetings in which the issue was discussed	CoA meetings	ID number
Canada's New Milk Ingredient Class	Australia, India, New Zealand, United States	Dairy, milk, milk powders, butter, cheese, other	25	6	79, 80, 81, 82, 83, 84	84012, 84018, 84020, 84021, 84022, 84023, 84025, 84027, 84029, 84030, 84035, 84111, 84107, 84031, 83054, 83039, 82012, 82059, 82013, 82001, 81001, 81009, 81049, 81054, 81055, 81056, 80003, 80005, 80006, 80025, 79035
India's sugar export subsidies	Australia, Brazil, Colombia, European Union, Thailand	Sugar, cane or beet sugar, other	24	14	50, 51, 52, 73, 74, 75, 76, 77, 78, 79, 80, 81, 82, 83	83105, 82024, 81025, 81062, 80011, 80037, 79023, 79047, 78016, 78017, 77035, 77044, 76016, 76025, 76050, 75028, 74007, 74055, 73036, 73055, 73067, 73068, 52005, 51001, 50003
Brazil's domestic support programmes	United States	Wheat, corn, rice, malt, coarse grains, cotton	18	18	65, 66, 68, 69, 70, 71, 72, 73, 74, 75, 76, 77, 78, 79, 80, 81, 83, 84	84073, 83038, 81008, 80024, 79001, 78002, 77066, 76039, 75023, 74021, 73026, 72051, 71028, 70007, 69027, 68007, 66002, 65011

Question summary	Question raised by	Products	Number of questions	Number of CoA meetings in which the issue was discussed	CoA meetings	ID number
Canada's wine sale policy	Australia, European Union, New Zealand, United States	Alcoholic products	15	6	79, 80, 81, 82, 83, 84	84017, 84106, 84033, 84112, 84105, 83007, 83041, 83104, 83135, 82057, 82002, 81003, 81011, 81024, 81046, 81047, 81097, 80008, 80009, 80094, 80095, 79003
India's wheat stocks and exports	Australia, Canada, United States	Wheat	9	5	72, 73, 74, 83, 84	84072, 84041, 83042, 72061, 72008, 73039, 73003, 74048, 74001
Canada's TRQ for cheese, and domestic support	New Zealand, Norway, Switzerland, United States	Cheese	8	7	75, 76, 77, 80, 81, 83, 84	84110, 84108, 83003, 83004, 83005, 81004, 81051, 81052, 80001, 80002, 80007, 77037, 77001, 76023, 75026
Sri Lanka's increase in milk powder tariffs	Australia, New Zealand	Dairy, milk, milk powders, butter, cheese, other	8	6	69, 70, 78, 80, 81, 82	82062, 81007, 81063, 80016, 78001, 78022, 70006, 69002
European Union's agriculture policies	Australia, India, New Zealand	Dairy, milk, milk powders, butter, cheese, other, bovine, swine,	7	3	80, 81, 82	82027, 82028, 81005, 81058, 81060, 81061, 80010
India's importation of apples	Chile, European Union, New Zealand, United States	Fruit	6	6	78, 79, 80, 81, 82, 83	83056, 82060, 81006, 80014, 79067, 78084, 78085, 78086, 78088
Switzerland's export subsidy budget	Australia, New Zealand		5	3	77, 78, 83	83057, 77006, 77030, 78023, 78025
India's new crop insurance scheme	Canada, European Union		4	3	79, 80, 82	82031, 80068, 79024, 79051
Zambia's public stocks and exports of maize	European Union	Corn	3	3	81, 82, 83	83014, 82030, 81033,
Turkey's subsidies aimed at incentivizing the use of domestic dairy	New Zealand	Dairy, milk, milk powders, butter, cheese, other	3	3	81, 82, 83	83058, 82067, 81065
U.S. purchase of cheese stock	Australia, Canada	Cheese	3	2	81, 82	82061, 82025, 81066
Thailand's rice policies	United States	Rice	3	3	79, 83, 84	84103, 83046, 79005

Question summary	Question raised by	Products	Number of questions	Number of CoA meetings in which the issue was discussed	CoA meetings	ID number
China's regional assistance programmes	Australia		2	2	81, 82	81053, 82014
Turkey's domestic support policies	Canada		2	2	81, 82	82056, 81064
U.S. Price Loss Coverage and Agriculture Risk Coverage programmes	India		2	2	81, 82	82026, 81070,
Argentina's tax policies	Ukraine		2	2	80, 82	80059, 82041

Source: WTO Secretariat.

### Box 3.4 The Changing Face of Agriculture and Food Trade. The Role of Global Value Chains - OECD

Global value chains (GVCs) have changed the nature of production and specialization around the world. While these changes have been most obvious in manufacturing, they have also occurred in the agricultural and food sector.

New OECD research is shedding light on the extent of GVCs in 20 different agro-food sectors. It shows that GVC engagement has a regional dimension: European agro-food value chains source more globally, but supply more locally, compared with those of China and the United States. In China, agro-food GVCs have a greater global span in terms of both sourcing inputs and supplying other markets, whereas the United States sources more regionally and supplies globally.

The value of trade in agro-food products is comprised of a number of components. While agriculture remains the dominant source of value, services form an important part of value added in agro-food exports. Indeed, the service value added component is often greater than that of the industrial sector.

The emergence of agro-food GVCs has important policy implications. Trade restrictions cannot be thought of as providing 'protection' for individual sectors: tariffs, non-tariff measures and services trade restrictions can all reduce GVC participation and the resulting benefits (including increased value added, export earnings and employment). Similarly, domestic support policies that disrupt access to inputs or distort incentives between sectors limit the ability of firms to participate in GVCs and to benefit from doing so.

With GVCs playing a greater role in agro-food trade for all countries, there is an even greater need for international markets to be free from unnecessary distortions. Restrictive trade policies that insulate domestic markets reduce access to world class intermediate inputs and can directly reduce the competitiveness of a country's own production and exports, compounding the efficiency costs of those policies on the domestic economy. In contrast, policies that seek to enhance productivity and competitiveness through public and private investments in innovation and removing distorting forms of support to agricultural producers – underpinned by efficient border procedures and more open markets – are likely to have even higher payoffs than before. The case for services reforms to underpin the competitiveness the agro-food sector has never been stronger.

Source: OECD.

### 3.7 General Economic Support

3.107. The number of WTO Members that provided information on general economic support measures in response to the request for information by the Director-General on 4 September was, again, disappointingly low, and underlines the challenges faced by the Secretariat in collecting and verifying information on general economic support measures and in reporting on trends in this area.

3.108. The last annual overview (WT/TPR/OV/19) provided a brief historical overview of trends in the area of general economic support measures taken by WTO Members since 2008. This concluded that, although the large economy-wide subsidies and high-profile bail-outs of the early years of the financial crisis are now rarer, there was no evidence that Members had turned their back on subsidization as a policy tool, particularly in certain strategic sectors.

3.109. However, reflecting the poor response rate to the request for information on general economic support measures, there is currently little basis for maintaining an annex for these types of policies which would provide a balanced and credible account of recent developments in the area of subsidies and general economic support across the WTO membership. Members may wish to reflect and provide further guidance on how this issue might be best addressed in future reports.

### 3.8 Overview of Trade Policy Reviews

3.110. Between mid-October 2016 and mid-October 2017, 18 Trade Policy Reviews (TPRs) were undertaken. The TPRs provided the WTO membership with a better understanding of the trade and economic developments in each of the Members reviewed, and led to constructive and insightful discussions among participants.<sup>106</sup>

**Table 3.26 Trade Policy Reviews from mid-October 2016 to mid-October 2017 - summary tariff indicators**

	Simple applied average (%)			Duty free <sup>a</sup>	Non- <i>ad valorem</i> <sup>a</sup>
	Total	WTO agriculture	WTO non-agriculture		
Congo, Dem. Rep. of (2016)	11.2	11.1	11.2	0.4	0.0
Sri Lanka (2016)	10.9	28.6	7.8	56.3	3.6
Guatemala (2015)	5.7	9.6	5.0	49.5	0.0
Solomon Islands (2015)	9.3	10.1	9.1	1.0	1.7
United States (2016)	4.8	9.1	4.0	36.8	10.9
Sierra Leone (2016)	12.0	15.6	11.4	0.3	0.0
Japan (FY2016/17)	6.1	16.3	3.6	40.1	6.8
Mexico (2016)	5.5	14.3	4.6	58.1	0.7
Belize (2016)	12.6	23.3	10.5	11.0	0.7
Mozambique (2016)	10.0	13.4	9.5	3.6	0.0
Switzerland and Liechtenstein (2016)	9.0	30.8	2.3	19.7 <sup>b</sup>	100.0 <sup>b</sup>
Nigeria (2016)	12.7	16.6	12.0	2.7	0.0
European Union (2016)	6.3	14.1	4.3	26.1	10.6
Brazil (2017)	11.6	10.2	11.8	7.7	0.0
Jamaica (2017)	10.4	20.8	7.9	49.9	0.0
Paraguay (2017)	8.4	9.9	8.2	16.0	0.0
Iceland (2017)	4.6	20.2	0.2	89.6	4.4

a % of total tariff lines.

b 19.7% of all non-*ad valorem* rates are considered to be duty free.

Note: Calculations are based on national tariff line levels; including AVEs as available; in case of unavailability, the *ad valorem* part of alternate and compound rates is included; excluding in-quota rates. Figures in brackets refer to the year of the tariff schedule applied.

Source: WTO calculations, based on data received from the authorities.

#### The Democratic Republic of the Congo: 25 and 27 October 2016

3.111. Members commended the Democratic Republic of the Congo (DRC) on its strong economic performance, and also on the marked improvement in the country's Human Development Index ranking. They recognized the DRC's efforts aimed at implementing macroeconomic and structural reforms, and expressed an interest in the new Strategic National Development Plan which set the goal of modernizing and industrializing the country by 2035. They noted that the DRC had streamlined its tax system, introduced VAT and enacted a new customs and excise act, as well as a procurement code.

<sup>106</sup> The summaries provided in this Section draw on the Chair's concluding remarks for each of the TPRs.



3.112. At the same time, Members noted that the DRC's economy needed diversification, its growth was not inclusive enough and much of its abundant natural resources and economic potential remained untapped. They were of the view that the business environment could be further improved by enhancing legal certainty and addressing infrastructural constraints, such as electricity supply, and structural bottlenecks in the bureaucracy. They expressed hope that trade barriers could be removed and cumbersome procedures streamlined to make the DRC a more attractive place for FDI. Members noted that the DRC was still maintaining a long list of taxes on trade. Some sought clarification about the DRC's Public-Private Partnership initiative, its land tenure system, and its plan to attain the UN Sustainable Development Goals. They urged the DRC to accelerate the ratification of the TFA, and to fully meet the notification requirements and other commitments such as those related to trade procedures, technical requirements and intellectual property (IP) protection.

#### **Sri Lanka: 1 and 3 November 2016**

3.113. Members recognized Sri Lanka's active involvement in the WTO, especially the role played by the delegation as coordinator of the Asian Group of Developing Countries. They praised Sri Lanka for achieving robust real GDP growth despite adverse circumstances. Many Members commended Sri Lanka on its ratification of the TFA and the establishment of a customs single window for exports and imports. Some Members encouraged Sri Lanka to accede to the GPA. While they welcomed Sri Lanka's overall commitment to the multilateral trading system, some Members raised concerns about customs valuation and the use of minimum values, as well as delays in submitting notifications in the agriculture area.

3.114. Members acknowledged Sri Lanka's improvement in the doing business and corruption indices, and hoped to see further progress. In particular, Members sought the removal of obstacles to trade and investment, such as the restrictions on foreign ownership of land and rigid capital controls. Many expressed concern about the unpredictable tariff regime which was compounded by a myriad of additional taxes and levies, including a high excise duty on automobiles and the special commodity levy. Members also noted an increase in the number of tariff lines where the applied rates exceeded the bound rates. Noting the country's high and increasing level of public debt, members urged Sri Lanka to continue with its fiscal consolidation efforts and deepen its structural reforms.

#### **Guatemala: 16 and 18 November 2016**

3.115. Members acknowledged Guatemala's strong commitment to the multilateral trading system and its active participation in the WTO. In particular, they praised its leadership of Small and Vulnerable Economies (SVEs) and its valuable contribution to the negotiation of the TFA. Noting that the TFA had already been submitted to the legislature for approval, Members urged Guatemala to ratify it as soon as possible. Members commended Guatemala for continuing on the path of trade liberalization and economic reform, and welcomed the adoption of its Integrated Policy on Foreign Trade, Competitiveness and Investment, as well as other measures and programmes aimed at achieving inclusive and sustainable economic growth. They congratulated Guatemala for achieving sustained growth during the review period, while maintaining a relatively low level of inflation. Guatemala's participation in RTAs and its efforts to deepen economic integration with Central American countries were noted and Members encouraged Guatemala to further deepen this integration process. There was discussion on how the customs union between Guatemala and Honduras worked; how that would impact on the overall integration process in Central America; and how technical regulations and SPS measures would be harmonized at the regional level. Members appreciated that Guatemala had an open trade regime, and noted that the applied average MFN tariff of 5.7% was relatively low. They invited Guatemala to reduce the gap between applied and bound rates. Guatemala was also commended for not using trade remedies. Members congratulated Guatemala for having eliminated export subsidies in free zones and in the *maquila* programme, in order to comply with its WTO commitments. They congratulated Guatemala for maintaining an open services regime, with virtually no restrictions on foreign investment. Guatemala's adoption of a law authorizing the entry of branches of foreign insurance companies into the domestic market was a welcome development, as were measures taken to facilitate cross-border land transport.

3.116. At the same time, Members noted that poverty had increased, and urged Guatemala to continue on the reform path so as to reduce it, strengthen institutions and increase social welfare.

They hoped that Guatemala could simplify its customs procedures and ensure that they were implemented effectively. Members also noted that, although Guatemala had notified to the WTO that it did not have an import licensing regime, import permits were still required for a number of products. Clarification was sought with respect to how these permits are granted and administered. Noting the lack of competition policy legislation and of a competition authority, many Members called for Guatemala to adopt legislation in the area as soon as possible, and were informed that a draft law had already been submitted to Congress. On government procurement, Members acknowledged the legislative changes introduced by Guatemala to enhance control and transparency. They noted, however, that no express requirement to use competitive methods had been included in the new legislation. Members had several queries with respect to the protection of IP rights, including on the status of legislation for the protection of plant varieties and Guatemala's accession to UPOV, and regarding evidence to assess whether a term is generic. In the telecommunications sector, concerns were expressed about market concentration and the lack of legal means for addressing anti-competitive behaviour. Some Members expressed concerns about congestion and long delays at border posts due to limited operations schedules and infrastructure. Recognizing the importance of the tourism sector to the Guatemalan economy, Members were keen to learn more about the implementation of Guatemala's Sustainable Tourism Master Plan. They also noted the Government's plan to promote exports in areas such as software and call-centre services.

### **Solomon Islands: 13 and 15 December 2016**

3.117. Members acknowledged Solomon Islands' commitment to the multilateral trading system, and commended it for advancing the interests of LDCs and SVEs in the WTO, and for its active participation in fisheries subsidies negotiations. Members praised Solomon Islands for having promptly notified its Category A commitments under the TFA and looked forward to its early ratification of the Agreement. Some Members also encouraged Solomon Islands to participate in the GPA and ITA. The country's participation in regional trade and economic cooperation, notably in the Pacific region, was also welcome. Members were pleased to note that, notwithstanding the numerous challenges that Solomon Islands faced during the review period, it achieved sustained economic growth at rates of between 2% and 10%, leading to an increase in per capita income; reduced poverty; and a significant fall in government debt. Members commended Solomon Islands on its many reforms and policy measures aimed at supporting economic development and promoting sustainable and inclusive growth. These included reforms in public finance and the debt management framework, as well as monetary and exchange rate policies. Members also welcomed the adoption of the country's first Trade Policy Framework last year, and the mainstreaming of trade policies into its National Development Strategy 2016-35. Members welcomed Solomon Islands' reforms in taxation and its adoption of public procurement legislation. They also welcomed its plans to reform the IP regime, and hoped that it would become a party to the WIPO, sign on to relevant IP treaties, and establish a national IP office.

3.118. However, Members noted that economic diversification is indeed important for Solomon Islands, as a small island state dependent on only a few natural resources, mainly logging and fisheries. Regarding logging, they expressed concern about the impending depletion of Solomon Islands' forest resources, and urged the authorities to enhance its forestry management and combat illegal logging. While noting its generally open foreign investment regime, Members hoped Solomon Islands could make further efforts to facilitate investment. Issues highlighted included uncertainties in land ownership; corruption; and the lack of transparency in public administration. Among other things, the Government has made commendable efforts updating the Companies Act; setting up an electronic registry; launching a business registry website; and establishing a competition policy. An anti-corruption bill was expected to be re-introduced in parliament in 2017. Some Members urged Solomon Islands to undertake reforms in port infrastructure and services. One aspect of Solomon Islands' participation in the WTO which continued to attract Members' attention was its inability to comply with certain obligations under WTO agreements. More specifically, Members were concerned about the persistent application of some MFN tariffs in excess of bound rates, and the discriminatory application of certain internal taxes. They also urged Solomon Islands to increase its efforts regarding submitting notifications to the WTO. Notwithstanding the scope for improvement in these areas, Solomon Islands was commended for its reforms in customs procedures and the enactment of legislation implementing the Customs Valuation Agreement. In this context, Members noted Solomon Islands' need for additional capacity and resources to institute improvements, and the important role that the WTO and Aid for Trade could play in this regard.

**United States: 19 and 21 December 2016**

3.119. Members highlighted the United States' commitment to open and liberal trade and investment policies, and noted that it remained the world's top importer and second-largest exporter of goods and services, and the number one destination for FDI. They praised the United States for its prompt ratification of the TFA in early 2015 as well as the single window International Trade Data System (ITDS), which was to be fully implemented by the end of 2016. Several Members noted the importance of U.S. unilateral trade preferences, and welcomed the re-authorization of the U.S. Generalized System of Preferences and the extension of the African Growth and Opportunity Act (AGOA) in 2015. While recognizing the United States' security concerns and its desire to implement necessary import controls, several delegations also stressed that a balance should be struck between the promotion of trade flows and security, and that measures at the border should be proportionate to the risks. Members recognized the openness of the U.S. trade regime for goods through its generally low tariffs (with a trade-weighted average tariff of 1.5% on an applied basis; or 3.5% on the simple (unweighted) average tariff), with nearly 70% of all imports entering duty free in 2015. While recognizing the legitimacy of trade defensive instruments within the WTO framework, many Members noted that the United States was a particularly active user of AD and CVD measures. They also stressed that certain methodologies applied by the United States were disputed, and that the continued extension of such measures in many cases was perceived as unwarranted.

3.120. On non-tariff measures, some delegations expressed appreciation for the "Standard Alliance" initiative to ensure broad and effective implementation of WTO obligations related to TBTS. However, others perceived that a lack of information about standards and technical requirements at federal and sub-federal levels acted as barriers for exporters. They suggested that the creation of a single point of information could help overcome the existing information gap. Concerning SPS measures, while Members generally supported and understood the United States' efforts to modernize its food safety system, some felt that new requirements regarding verification, certification, audit and inspection had become undue barriers to trade. Specific concerns were also expressed regarding inspection procedures for certain fish products and the establishment of maximum residue limits for food. Commenting on new measures to address concerns regarding illegal, unreported and unregulated (IUU) fishing, in particular the introduction of traceability requirements for seafood, some Members stressed that such measures should be consistent with WTO rules and based on objective risk analysis.

3.121. Several delegations expressed concern about government procurement policies, including about a range of services where the prevalence of Buy America legislation and local content provisions at federal and state levels remained. Members raised questions about the 2014 Farm Act, and urged the United States to provide more timely notifications of its domestic support. They pointed to the subsidies provided for soybeans, cotton, sugar and dairy products. Concerns were also raised about the credit mechanism for agricultural exports, the recent use of special safeguards on imports, inefficiencies stemming from restrictive maritime services and cabotage regulation, and foreign investment restrictions in the air transport sector. Members also showed interest in the recent IP patent reform, the new trade secret laws and the level of protection for geographical indications.

**Sierra Leone: 14 and 16 February 2017**

3.122. Members commended Sierra Leone on the resilience of its economy and its people. They also acknowledged Sierra Leone's commitment to the multilateral trading system and its active participation in the WTO. They noted that the country was back on the recovery path after the outbreak of the Ebola Virus Disease and despite the numerous constraints it continued to face. Members praised Sierra Leone for the reforms that had helped it improve its business environment, in particular its efforts to fight against corruption, establish a one-stop-shop for business registration, and participate in the Extractive Industries Transparency Initiative. They saw a need for Sierra Leone to tackle supply-side constraints, so that these achievements would not be undermined. Members welcomed its plan to develop an IP strategy, and encouraged it to promptly ratify the TRIPS Agreement.

3.123. At the same time, Members noted Sierra Leone's need for additional capacity-building assistance. They appreciated the measures taken to enhance the transparency and effectiveness of its custom system, such as the automation of procedures and the adoption of new legislation that

updated provisions on customs valuation. However, some Members pointed out that, despite the binding of all its tariff lines, frequent revisions and the large gap between bound and applied rates had undermined the predictability of the country's tariff regime and created uncertainty for businesses. Members noted that Sierra Leone would implement the ECOWAS common external tariff as from April 2017, and hoped it would be done in a WTO-consistent manner. Regarding government procurement, Members congratulated Sierra Leone on the reform that had enhanced transparency and openness to international competition. Nonetheless, concerns were expressed about Sierra Leone's local content policy, which emphasized the use of locally available goods and services, and national preferences in public procurements and contracts. Some Members encouraged Sierra Leone to consider becoming an observer to the WTO GPA. They also urged Sierra Leone to fully comply with its WTO obligations, in particular notification requirements and the implementation of the TBT Agreement.

### **Japan: 8 and 10 March 2017**

3.124. Members recognized Japan's firm commitment to the multilateral trading system and to trade liberalization, and several delegations commended the prominent and constructive role that Japan had played in the multilateral and plurilateral negotiations within the WTO. Many developing countries, including LDCs, appreciated Japan's development assistance and preferential schemes, including its duty-free, quota-free scheme, and support for Aid for Trade. They highlighted that Japan is the world's fourth largest importer and exporter of goods and services, and a highly valued trading partner for many WTO Members. Several delegations also pointed out that Japan played a leading role in manufacturing and innovation and in many GVCs. Members noted Japan's intention to actively pursue economic partnership and investment agreements which could complement the multilateral trading system in promoting free trade. Clarifications were sought on the way forward for preferential agreements, including the TPP and the Regional Comprehensive Economic Partnership Agreement (RCEP). Many Members acknowledged Japan's efforts to streamline customs procedures, such as the Authorized Economic Operators programme. Members also commended Japan on its predictable tariff regime, which had a binding coverage of more than 98% and a negligible difference between the average bound and applied rates. Some Members praised Japan for promoting renewable energies in lieu of fossil fuels, and for deregulating its electricity and gas markets. As regards services, Members noted that the market was largely open, and they were interested in the recent reforms in banking and telecommunications.

3.125. At the same time, Japan continued to face serious economic and demographic challenges. Slow GDP growth, low inflation and budget deficits persisted, while imports and exports declined against a backdrop of an ageing and shrinking population. To address these challenges, Members encouraged Japan to continue pursuing the "three arrows" of Abenomics, in particular the structural reforms that would allow further liberalization of trade and the removal of non-tariff barriers. Members were pleased to note that reforms were underway in various sectors, including agriculture, and they commended Japan's efforts to increase women's participation in the workforce. On FDI, the inflow remained modest, and Members noted Japan's recent initiatives to attract FDI. They expressed concerns about certain market access issues, e.g. a stringent regulatory framework which made it difficult for foreign and local pharmaceutical companies to form joint ventures. Similarly, while Members congratulated Japan on recent reforms facilitating the participation of SMEs in government procurement, they also saw room for improvement in the bidding process, as well as in the administrative procedures and practices, to allow for more transparency and foreign competition. In general, Members urged Japan to seek a more predictable investment regime, better corporate governance and business-friendly regulations. They raised concerns regarding the relatively high tariffs for agriculture products and some industrial goods. Members encouraged Japan to reduce tariff peaks, bind all its tariff lines and further simplify its tariff structure. Commenting on SPS and TBT measures, some Members said their exporters were subject to high compliance costs mainly because some of the Japanese requirements were more rigorous than international standards. In the area of IP, Members noted that companies had suffered significant economic loss due to infringement of their IP rights, and encouraged Japan to step up enforcement efforts to combat counterfeiting. They also showed interest in Japan's recent patent reform, the new trade secrets law, and the level of protection for geographical indications. While some Members appreciated Japan's recent initiatives to reform the cooperatives system and land tenure, they also expressed concern about the many protective measures still in place, such as high tariffs, price and import controls, and high levels of domestic support, which could be trade-distorting and create significant market access barriers. Members urged Japan to enhance the transparency of its agricultural policies by, *inter alia*, submitting timely

notifications and to press ahead with reforms which would liberalize trade in this sector. Individual Members expressed concerns about protective measures in specific sectors such as automotive, aircraft manufacturing, insurance, air and maritime transport, broadcasting, accounting and visa-related issues concerning professionals.

#### **Mexico: 5 and 7 April 2017**

3.126. Members praised Mexico for its strong commitment to free trade and the multilateral trading system. Mexico was congratulated on its ratification of the TFA and was encouraged to join the plurilateral agreements on IT, Government Procurement and Trade in Civil Aircraft. They noted that, since the last TPR, the global environment had been very challenging, characterized by a rise in financial market volatility and a collapse in oil prices. Despite all these, Mexico's economy, including trade, continued to grow moderately. Mexico had weathered difficult times with sound macroeconomic management, and was determined to boost productivity and economic growth by encouraging competition and foreign investment. This was being done as part of Mexico's comprehensive and ambitious structural reforms, which covered areas such as taxation and competition policies, energy, financial services and telecommunications sectors, education and the labour market. Members welcomed these reforms, as they attempted to address some of the concerns raised at the previous TPR, such as insufficient competition, and barriers to foreign investment in the relevant sectors. Regarding domestic trade policies and measures, Members congratulated Mexico on having unilaterally and significantly reduced the tariffs applied to certain agricultural products and encouraged Mexico to further reduce tariffs, not only for agricultural goods, but also for products such as textiles and shoes. Mexico was also commended for having simplified its customs procedures, e.g. by adopting a digital window and making the use of a customs broker optional, but it was encouraged to make further improvements, especially regarding the unified application of customs procedures and the use of reference prices.

3.127. Members noted that Mexico's trade remained highly dependent on one single market, and that there was a clear need to diversify. In this regard, they encouraged Mexico to capitalize on its many preferential trade agreements and strengthen its economic ties with different trading partners. As regards other non-tariff measures, they hoped that import licensing, even if required, would not create unnecessary burdens or disruptions to trade. Similar concerns were raised regarding SPS and TBT measures and the use of trade remedies, in particular AD measures. Members also urged Mexico to further open its market to foreigners, in particular in the area of government procurement and services. On IP rights, Mexico was encouraged to strengthen enforcement, particularly at the border. On sectoral policies, Members' main focus was on the agriculture sector, more specifically on the numerous support programmes, their scope and their effectiveness.

#### **Belize: 24 and 26 April 2017**

3.128. Members welcomed Belize's participation in the WTO, and several encouraged it to consider establishing a permanent mission in Geneva. Belize was commended for being among the first Members to ratify the TFA, and for having notified its Category A commitments (Category B and C commitments to be notified to the WTO by the third quarter of 2017). With these, and the recent establishment of a National Committee on Trade Facilitation, Belize was getting itself ready for the full implementation of the Agreement. Members noted that the tourist industry has become the main driver of economic growth, and a significant source of foreign exchange and employment, which was particularly useful in diversifying the economy. They welcomed Belize's efforts in this regard, and encouraged it to address supply capacity constraints by further improving the country's infrastructure and international connectivity. The adoption of the country's first National Trade Policy Framework, which was anticipated to lead to the formulation of a comprehensive trade policy by the end of 2018, was widely welcomed. Regarding specific trade policies, Members welcomed Belize's efforts to modernize its trade regime and customs procedures. They commended Belize for having implemented ASYCUDA World, setting up a Voluntary Compliance Programme for importers, and for trying out a virtual licence application system. They also appreciated the reduction by half of the number of products subject to import licensing. Members encouraged Belize to continue its engagement in regional integration and trade liberalization schemes. Commenting on Belize's sectoral trade policies, Members recognized the importance of the services sector, and acknowledged the recent reforms to its financial services regulatory framework. Regarding telecommunications, the establishment of its first Internet Exchange Point was considered as a positive step to reducing the costs of local Internet services. They also noted

that ICT services were fast becoming more popular. In the area of transport, some Members welcomed its efforts to improve the air transport infrastructure and air links, and encouraged Belize to replicate such efforts to enhance land and maritime transport.

3.129. Belize's small and open economy remained vulnerable to internal and external shocks, including natural hazards, resulting in highly volatile GDP growth and a significant widening of the trade deficit. Developments that had affected the economy during this review period included: the decline in oil production and international oil prices, disease outbreaks affecting agriculture and aquaculture, and problems caused by global banks' de-risking measures and the loss of correspondent banking relations. Some Members noted the implementation of tariffication, resulting in some applied MFN tariffs exceeding their bound rates. Members took note that the Government was exploring the possibility of further reducing import licensing requirements, and that breaches of bound rates were expected to be corrected by June 2017 with the introduction of a revised Tariff Schedule. Members, however, were concerned that Belize had not submitted notifications in a number of areas, and urged compliance with WTO requirements. Several Members highlighted Belize's three export subsidies programmes which, according to WTO rules, should have been eliminated by 31 December 2015. Although they acknowledged Belize's ongoing efforts to amend the relevant legislation, they urged it to complete the amendment process, as envisaged, by the end of 2017. Some Members noted that Belize was developing a competition bill and, together with other CARICOM members, new legislation on government procurement.

#### **Mozambique: 3 and 5 May 2017**

3.130. Mozambique's active participation in the WTO was acknowledged by Members. They highlighted, in particular, its support, as a member of both the ACP and LDC groups, for the multilateral negotiations on fisheries subsidies. Members noted that, since its last Review, Mozambique's GDP had grown annually by on average 7%, but had started to slow down in 2015. Some Members pointed out that Mozambique's abundant natural resources and strategic location would allow it to play the important role of a regional transport corridor. They congratulated Mozambique on the progress made in various reforms aimed at diversifying the economy, enhancing competitiveness, attracting investment and improving the business environment. They took note of the enactment of its first Competition Law, the reform of the government procurement regime, the introduction of a new completion-friendly Telecommunication Law and the promotion of economic zones and development corridors. Members also welcomed measures taken to streamline customs procedures, and acknowledged the ratification and implementation of the TFA and the introduction of a single window for customs transactions. Regarding sectoral trade policies, Members commended Mozambique for working towards transforming its agriculture sector from subsistence to the commercial level through increasing productivity and product diversity. They also noted the extensive efforts made by Mozambique to effectively manage the expanding extractive industries, and underlined the importance of its membership in the Extractive Industries Transparency Initiative.

3.131. The Mozambique economy is facing a number of challenges, such as reduced global demand, lower prices for commodity exports like coal and natural gas, and reductions in FDI and official development assistance. Economic and institutional reforms, however, remained key to the country's sustainable development. Regarding the tariff regime, Members encouraged Mozambique to improve predictability and keep applying tariffs within bound rates. Regarding notifications to the WTO, while Members noted an improvement since the previous Review, they remained concerned about the absence of notification in several areas. They urged Mozambique to eliminate pre-shipment inspection requirements. They also encouraged it to review some of its regulations to bring them in line with WTO commitments, including regulations governing "control stamps" for alcoholic beverages, surcharges on imported sugar, indiscriminate scanning charges and cross-border charges for foreign trucks. Some Members urged Mozambique to make further efforts to fully implement existing WTO agreements, including customs valuation, SPS and TBT. Members suggested that Mozambique consider participating in WTO plurilateral initiatives, such as the ITA and GPA. Several delegations looked forward to Mozambique's early acceptance of the amendments to the TRIPS Agreement. Members were aware of Mozambique's needs for technical assistance and capacity building in order to address supply-side constraints and challenges, and encouraged it to work closely with other WTO Members and development partners to meet these needs.

**Switzerland and Liechtenstein: 16 and 18 May 2017**

3.132. There was universal appreciation among the membership for the consistent and staunch support of the rules-based multilateral trading system by both Switzerland and Liechtenstein. Both had consistently advocated further trade liberalization, and been actively engaged in numerous initiatives to expand trade, including efforts to promote the participation of MSMEs in GVCs. Switzerland and Liechtenstein relied on an extensive network of trade agreements, mostly through the EFTA, to complement their membership of the WTO. Members were generally impressed by the resilience demonstrated by the economies of Switzerland and Liechtenstein in the face of strong economic headwinds. As trading nations, they depended on foreign markets for economic prosperity. Unemployment has remained low and the economies had continued to expand although the pace had been moderated by several factors, particularly the appreciation of the Swiss franc and low productivity growth. The economic resilience was underpinned by a skilled workforce and flexible labour market, hi-tech production, an emphasis on research, development and innovation, good governance and fiscal prudence. Overall stability characterized the trade and investment regimes of Switzerland and Liechtenstein for the period under review. Members noted that the trade and investment regimes were generally open and liberal for goods as well as for services. Tariffs on non-agricultural goods were either zero or very low on an MFN basis. Some Members highlighted that Switzerland and Liechtenstein had never resorted to trade defensive measures to remedy perceived imbalances, nor were they involved in dispute settlement cases inside or outside the WTO. Within the overall picture of stability, Members welcomed the introduction of some measures that will further liberalize trade. The prompt ratification of the TFA and the establishment of trade facilitation committees by Switzerland and Liechtenstein were appreciated. Tariff reductions stemming from the expanded ITA II had been applied since 1 January 2017, and Switzerland had unilaterally suspended the MFN tariffs on certain textile items from 1 January 2016 for a period of four years. Liechtenstein had been the first WTO Member to ratify the revised plurilateral Agreement on Government Procurement in 2013, and several Members indicated that they are looking forward to its formal acceptance by Switzerland. Switzerland was complimented for its emphasis on sustainable development, including renewable energy. It recently introduced a ban on imports stemming from IUU fishing. Several Members pointed to the automatic exchange of information in tax matters and the reinforcement of anti-money laundering legislation as positive steps for the financial sectors of Switzerland and Liechtenstein. With regard to LDCs, beyond the longstanding commitment to the Enhanced Integrated Framework and the Aid for Trade initiative, positive developments included the termination in April 2016 of export subsidies on products for LDCs, and participation in the Registered Exporter System (REX) to facilitate self-certification of origin. Members noted with interest the Growth Agenda of the Swiss Government for 2016-19, in particular its focus on enabling the digital economy and streamlining government regulations. Looking forward to further such initiatives, many Members underscored that the present high agricultural tariffs and some TBT provided scope for substantial trade liberalization and would contribute to a significant reduction in the "high-price island" effect experienced by both countries.

3.133. On the other hand, Members noted that the tariff regime is unique in its reliance on specific duties based on gross weight, and several delegations reiterated their recommendation that a more transparent *ad valorem* regime should be considered. The agriculture sector remained a weak point both in terms of high domestic support and border protection in the form of high tariffs. Although the Agricultural Policy 2014-17 involved a rearrangement and fine-tuning of direct payments, support remains high, and some Members called for further market-oriented reforms. Apart from agriculture, it was noted that state monopolies restricted investments in certain rail transport, postal and insurance services, and that competition could be enhanced in sectors such as telecommunications and construction services. Several other aspects of the trade regime also attracted the attention of Members, notably the reform of the Swiss food safety regime, the implementation of the "Cassis de Dijon" principle to dismantle TBTs, and the levying of fees relating to reserve stocks of certain commodities. The recent introduction of "Swissness" legislation to enhance the Swiss brand at home and abroad and the protection of copyright in a digital environment in Switzerland also attracted substantial interest. Members were waiting for the completion of domestic procedures to eliminate export subsidies for processed agricultural products, and welcomed the statement by the State Secretary that the Government had approved the necessary measures to eliminate export subsidies by 1 January 2019, ahead of the Nairobi schedule.

**Nigeria: 13 and 15 June 2017**

3.134. Members commended Nigeria on its active participation in the WTO, for having ratified the TFA and for having accepted the Protocol amending the TRIPS Agreement. They welcomed Nigeria's recent notification of categories B and C measures under the TFA. For Nigeria, the 26th largest economy in the world and with a wealth of natural resources, global demand and high prices of oil and gas had helped Nigeria experience rapid economic growth during most of the last decade. Members welcomed Nigeria's Economic Recovery and Growth Plan for 2017-20, which aims at sustained inclusive growth through a structural transformation and diversification of the economy. In particular, they appreciated the steps taken to develop the manufacturing sector and the digital economy, especially e-commerce, with a view to speeding up the economic recovery process. They were of the view that further structural reforms aimed at improving the business environment, by streamlining trade procedures, establishing a market-driven and fully floating the foreign exchange rate regime, addressing governance weaknesses and regulatory uncertainties, combating insecurity, modernizing infrastructure, and ensuring access to affordable and reliable electricity, would help to attract investment for the diversification of the economy, thus reducing its dependence on crude oil. More investment in vocational training would contribute to enhancing the competitiveness of the economy. Members stressed the growing importance of the services sector to Nigeria's economy, and called upon the country to enhance PPPs for the further development of the sector. They noted the significance of Nigeria's entertainment sector as the third largest in the world in terms of production. Members also acknowledged the increased competition introduced in the telecommunications sector through privatization reforms, and highlighted the growth potential in the insurance sector due to its low penetration rate. They welcomed the elimination of fossil fuel subsidies, which had created market distortions in the oil sector, and enquired about the status of the Petroleum Industry Bill expected to regulate the oil and gas sector.

3.135. On the other hand, Members noted that the sharp decline in oil prices since the third quarter of 2014 had posed major challenges to Nigeria's economy that was plunged into recession in 2016. Despite the significant decline in its contribution to Nigeria's GDP (to less than 10% in 2016), oil continued to contribute about 70% to government revenue and 90% to export earnings. Members called upon Nigeria to fully meet its notification commitments, mainly in the various areas where they remained outstanding, including TBT and SPS. Members noted that Nigeria has largely aligned its tariff with the ECOWAS common external tariff since 2015 albeit with most of the flexibilities offered by the community's provisions. They encouraged Nigeria to improve the predictability of its tariff regime by increasing its binding coverage and by lowering its high bound rates. It was also urged to eliminate its numerous additional duties and charges on imports. Members encouraged Nigeria to phase out its longstanding import prohibition lists and local content requirements in the oil sector. They expressed concerns about Nigeria's ban on 41 categories of items for which importers are not allowed access to foreign exchange from the Central Bank. Several delegations enquired about the standardization process in Nigeria, and about the operational procedures and processing time for issuing import permits and licences for certain products. Although Nigeria has taken steps to automate them, concerns were raised about its burdensome customs procedures and erratic customs valuation. On IPR, Members highlighted the importance for Nigeria to complete the ratification of several WIPO treaties with a view to enhancing IPR protection. It was encouraged to update its legal framework on government procurement and to become an observer to the WTO GPA. On competition policy, Members welcomed the draft law and looked forward to its entry into force. They sought information about the trade regimes foreseen for the priority sectors identified by Nigeria in its diversification strategy. They commended Nigeria on its agricultural policies but raised concerns regarding its price support schemes for certain commodities under the Growth Enhancement Support Scheme and regarding its subsidies to fisheries. Several Members called upon Nigeria to dismantle its taxes and other restrictions on imports of seafood, including fish and fish products.

**European Union: 5 and 7 July 2017**

3.136. Members expressed appreciation for the crucial role the European Union, as a large open economy, continued to play in the global economy and in international trade. It remained firmly committed to the multilateral trading system and the principles which the WTO represents. Members commended the European Union for its continued efforts to advance negotiations on, *inter alia*, agriculture, disciplines on fisheries subsidies, environmental goods and trade in services. They welcomed the European Union's commitment to, and active participation in, the WTO,



including its efforts to make a success of the 11th WTO Ministerial Conference. Members appreciated that, since the previous Review in 2015, the European Union has undertaken several initiatives aimed at facilitating trade, including its ratification of the TFA and the entry into force of the Union Customs Code to simplify and modernize customs procedures. Some delegations also noted that they were following with interest several new developments, e.g. the implementation of the new trade and investment policy initiatives in the Trade For All strategy of October 2015, the digital single market strategy, the e-commerce package and the implications of the ruling by the Court of Justice of the European Union on competence relating to the EU-Singapore FTA. In addition, the importance of labour mobility and the mutual recognition of qualifications were noted, as well as the reform of financial services and the liberalization of railways and of port services. Delegations were encouraged by reforms in fisheries policies, and urged the European Union to increase transparency and take further steps to reduce support for fisheries. However, despite internal problems and global uncertainty, the European Union has not retreated from trade, nor has it introduced new policies intended to restrict trade. Instead, it has continued to pursue trade liberalization through bilateral FTAs, while continuing to provide non-reciprocal preferential access for developing countries under the EBA, GSP and GSP-plus schemes. Furthermore, during the review period, the European Union contributed to the successful expansion of the ITA and is constructively engaged in the Environmental Goods Agreement and the plurilateral TISA negotiations.

3.137. On the other hand, Members noted that the European Union faces several internal problems. The euro crisis may be over and unemployment falling, but economic recovery across the European Union was weak and uneven. Further, the international trading community faces many uncertainties, notably over Brexit, which will have implications for the European Union's trading partners and its WTO Schedule of Commitments. In this regard, Members expected that any process to make adjustments to the Schedule of the European Union as a result of Brexit would be open, transparent, WTO-compliant and include consultations with third countries. Many Members noted that agriculture remains an exception to the overall openness of the European Union's trade regime. They expressed concern that the European Union retains many complex and prohibitive tariffs on highly-traded products, such as agricultural products, fish, and some textiles. High tariffs, tariff escalation, non-*ad valorem* tariffs, and the many tariff quotas with high out-of-quota duties continue to be significant import barriers. While some Members were concerned about the European Union's approach to domestic support in the agricultural sector, they commended recent reforms of the Common Agricultural Policy towards less trade-distortive measures and fewer payments linked to production. However, they remained concerned about the total value of support, voluntary coupled support in all but one member State, and the absence of market access reform. Furthermore, while praising the European Union's role in getting an agreement on the elimination of export subsidies at the 10th WTO Ministerial Conference, they noted that it had yet to modify its Schedule to reflect the agreement. Members also raised concerns about the use of trade remedy actions and the trade impact of steel surveillance measures taken by the European Union, and encouraged it to take such measures in accordance with WTO disciplines under its new regulations. While recognizing the importance of protecting human, animal and plant health and the environment, some Members stated that a number of SPS measures in the European Union are not based on objective criteria offered by scientific assessments of risk, as required under the WTO SPS Agreement. In this regard, mention was made, *inter alia*, of the European Union's proposed regulations on endocrine disruptors, current maximum residue limits and delays in the European Union's authorization process for genetically modified products. Other points that were raised several times included the need for more information from the European Union on the public procurement market, the investment regime, the concept of the multilateral investment court, geographical indications, the European Union's actions on climate change, and various TBT issues, including aspects of the REACH initiative.

#### **Brazil: 17 and 19 July 2017**

3.138. Delegations noted that Brazil had resumed economic growth in the first quarter of 2017 and that unemployment was decreasing. The Brazilian financial system had remained stable and inflation had been successfully contained. They remarked with appreciation that Brazil had stayed the course of fiscal responsibility. Thanks to its sound fundamentals, it continued to attract substantial foreign investment, ranging from between 2% and 3.3% of GDP, throughout the review period, maintaining its position as the top destination for FDI in Latin America. Brazil has remained committed to the multilateral trading system, striving to make it more open. Members commended it for furthering its WTO commitments, for example, by ratifying the TFA and

depositing its instrument of acceptance of the Fifth Protocol on Financial Services, and some delegations reiterated their wish for Brazil to participate in the plurilateral GPA. Many Members commended its active, constructive and engaged participation in all areas of WTO work, in particular in negotiations on agriculture, fisheries subsidies, and discussions on investment facilitation and e-commerce. Members also referred to its commitment in the drive toward the expansion of MERCOSUR's regional trade agreements, including outside the region, and the inclusion of GATS plus commitments, considered by some as a complement to the multilateral framework. They welcomed Brazil's implementation of its single window project and the upgrading of its Authorized Economic Operator programme. They noted with satisfaction the progress made towards enabling online submission of documents and Brazil's plans to implement fully digitalized export and import procedures by the end of 2017 and 2018, respectively.

3.139. On the other hand, since its last TPR in 2013, Brazil has faced both internal and global headwinds. It recorded negative GDP growth of 3.8% and 3.5% in 2015 and 2016, respectively, and unemployment rose to 11.3% by 2016. With aggregate two-way trade in goods and services representing about 25% of GDP throughout the review period, the significance of trade *vis-à-vis* the size of the Brazilian economy remained relatively low, similar to that of some other large economies in the world. Some Members raised questions about plans to raise the productivity and competitiveness of the economy so as to facilitate the integration of Brazilian companies into GVCs, referring to Brazil's current standing in indicators such as the Doing Business Report of the World Bank. While Members acknowledged Brazil's robust performance in attracting foreign investment, they expressed concern over the level of complexity of its business environment, and encouraged improvements in a number of areas, e.g. easing the regulatory burden. Members noted Brazil's recent request to initiate accession procedures to the OECD as a signal of Brazil's "commitment to change". Some Members flagged Brazil's complex tax regime as a major obstacle to doing business, and raised concerns about possible tax distortions between imported and domestic products. They also noted that the large gap between Brazil's bound and applied tariffs was generally seen to undermine the predictability of its trade regime. Members also enquired about Brazil's extensive use of non-automatic import licensing and AD measures, as well as its continued reliance on local content and local production requirements in incentive schemes and in public procurement. Some Members expressed concern about support measures or programmes in certain manufacturing activities, such as INOVAR-Auto in the automotive sector, and expressed interest in following up on the development of new programmes, such as ROTA 2030. Several Members referred to barriers affecting their exports to the Brazilian market due to operational aspects of Brazil's TBT and SPS systems. They also encouraged Brazil to ensure longer periods for public consultations between the publication and entry into force of these measures. Regarding IPR, although Members welcomed Brazil's recent steps to reduce the significant backlog of applications for registration of IPR titles, notably patents and trademarks, they encouraged further efforts to address shortcomings in some areas of IPR protection and enforcement. While acknowledging the relatively low level of Brazil's domestic support in agriculture, several Members asked about some trade policy instruments and practices, for example, tariffs being higher than in manufacturing, SPS, rural credit and insurance. Several Members appreciated Brazil's green energy policy and achievements, including the reduction of state involvement in this sector. Recognizing the reforms undertaken, some Members noted the continued influence of the state-controlled PETROBRAS in the hydrocarbons market. Services were recognized as key drivers for future growth, and some Members encouraged Brazil to increase the productivity and competitiveness of the sector by, *inter alia*, reducing limitations in certain activities.

#### **Jamaica: 13 and 15 September 2017**

3.140. Members congratulated Jamaica for its active participation in the WTO, for having ratified the Fifth Protocol to the GATS in 2012 as well as the TFA in 2016, and for having submitted its commitments under this Agreement. They commended it for having made important strides in restoring macroeconomic stability since its previous Review in 2011, and for maintaining a programme of fiscal prudence, debt reduction and tax policy reform that was showing positive results. Jamaica had registered its lowest current account deficit in 15 years and its lowest inflation rate since 1964, and was taking significant steps to attract FDI and improve the business climate. Members noted that Jamaica had set an ambitious target of achieving a 5% GDP annual growth rate in the next four years and that the country was aiming to achieve developed country status by 2030. It was encouraged to further diversify trade, and several delegations enquired about Jamaica's new Customs Act which had been adopted to facilitate trade. Members congratulated Jamaica for having issued or amended a large amount of legislation since 2011,

including the Insolvency Act, the Fiscal Incentives Act, the Banking Services Act, and the Electricity Act. Jamaica was particularly praised for having adopted a new Special Economic Zones Act that meets its obligations under the WTO's Agreement on Subsidies and Countervailing Measures, as well as for its Omnibus Incentives Legislation 2014 which repealed the four incentive schemes that had been notified to the WTO as containing export subsidies. Some Members urged Jamaica to become an observer to the Agreement on Government Procurement with a view to future GPA accession. Others encouraged the country to focus on policies that enable investment in growth areas such as the services sector, which accounts for around 70% of its GDP. Members commended Jamaica for the changes introduced in banking services, and noted that the financial services sector was now more resilient to shocks, but also noted that challenges remained. Members highlighted that the overall Internet penetration rate had jumped from 4.4% in 2011 to 65% in 2016. Reforms in the transport sector, aiming at improving connectivity and boosting tourism, were advancing. Some Members encouraged Jamaica to continue to explore, in particular, tourism opportunities, which could help address unemployment, in particular among the youth.

3.141. At the same time, it was noted that the average real GDP growth rate of below 1%, observed during the review period, was insufficient to reduce poverty levels. Tariffs and other duties and charges on imports remained Jamaica's main trade policy instrument and the largest source of government revenues. In this regard, some concerns were expressed concerning Jamaica's numerous duties and charges on imports, including additional stamp duties on certain agricultural products, as well as the fact that MFN applied rates exceeded their bound levels for 32 tariff lines. Members also noted that Jamaica's simple average applied MFN tariff rose from 9.4% in 2010 to 10.4% in 2017, mainly due to increases on some items of CARICOM's CET. Agriculture in Jamaica faces many challenges, such as inadequate infrastructure and natural disasters. Members were concerned by border protection measures on agricultural products: in addition to tariff protection, additional stamp duties are collected, while non-automatic import licensing is applied on some products. Members urged Jamaica to expand market access opportunities for agricultural products. Questions were raised about the status of the implementing regulations for the Public Procurement Act, following the adoption of Jamaica's first stand-alone Public Procurement Act. Some delegations expressed concern that the new Act will keep a domestic preference of up to 10% and a reservation of 15% of procurements for domestic SMEs. Other issues of interest to Members included the creation of the single market within CARICOM, SPS certification procedures, and IPR protection and amendments to the Copyright Act. They encouraged the country to adopt the Protocol amending the TRIPS Agreement and to fully meet its notification commitments in the various areas where they remained outstanding, including on customs valuation and GATS.

#### **Paraguay: 20 and 22 September 2017**

3.142. Members acknowledged Paraguay's strong commitment to the multilateral trading system, its active participation in the WTO and its leadership as coordinator of the Group of Landlocked Countries. Paraguay was commended for its commitment to trade liberalization, and for achieving sustained growth during the review period, with real GDP expanding at an annual average rate of 4.7% between 2011-17, while maintaining a relatively low level of inflation, a current account surplus and a high level of foreign exchange reserves. Paraguay is an open trade regime with a relatively low applied average MFN tariff of 8.4% in 2017, and its limited use of non-tariff measures was widely recognized. Members also applauded Paraguay for its Fiscal Responsibility Law of 2013, and several stressed the importance of the National Development Plan 2030 in addressing poverty alleviation, social development, economic growth, and integration into the world economy. On trade facilitation, Members noted the progress made with respect to the adoption of a risk management system, the introduction of an Approved Economic Operator programme and the digitalization of customs documents. They expressed interest in obtaining further information about other measures Paraguay intended to take to facilitate trade, including the use of digital certificates of origin and the use of the single window for imports. Several Members commended it on the adoption of its recent E-commerce Law as well as other measures aimed at improving the business environment and attracting investment. The new Law on SMEs and Paraguay's acceptance of the OECD's Global Forum on Transparency and Exchange of Information for Tax Purposes were also mentioned. Members acknowledged the changes introduced to legislation on government procurement to enhance transparency, and progress made in the enforcement and protection of IPRs. They also commended Paraguay for having implemented competition policy legislation and for creating a competition authority.

3.143. On the other hand, several delegations urged Paraguay to submit its list of pending commitments under the TFA by the end of the year, and to accept the Protocol of Amendment to the TRIPS Agreement. Some Members encouraged it to bring up to date its notifications in areas such as domestic support in agriculture, import licensing and customs valuation. Others also believed that further regulatory reforms would improve Paraguay's business environment. They encouraged it to continue to seek diversification of its export base to mitigate vulnerabilities to potential external shocks. Certain Members expressed concern with respect to the fact that, for some 80 tariff lines, the applied rate exceeded the bound rate. Some delegations noted that improvements could be made with respect to some SPS restrictions and the use of non-automatic import licenses for certain products (e.g. textiles and clothing, footwear, cement, agrochemicals and cell phones). Concern was expressed over the use of reference values for imports of clothing products, and about the use of other duties and charges on imports, in particular of consular fees. Some delegations sought clarification on the lack of certain subsidy notifications by Paraguay. Some Members encouraged Paraguay to make more use of international tendering procedures, while others urged it to become a party to the GPA. Some enforcement concerns, including with respect to the protection of patents, copyright and trademarks, as well as of undisclosed test results or other data, were also raised.

#### **Iceland: 4 and 6 October 2017**

3.144. At the fifth Trade Policy Review of Iceland, Members recognized that the country continued to be an active and constructive Member of the WTO, and praised its commitment to the multilateral trading system and the WTO's work. This had been demonstrated through its ratification of the TFA and the TRIPs amendment, and by the full implementation of revised Agreement on Government Procurement and the expanded Information Technology Agreement. Members noted that, since its last Review, Iceland had managed a remarkable turnaround in its economy and was outperforming many other developed countries to become the OECD's fastest growing economy. It was also stressed that Iceland did not resort to protectionist measures during its financial crisis and had maintained a liberal trade regime. Nearly all capital controls imposed at the start of the crisis had now been lifted, and the banking system had stabilized under tighter regulation and increased surveillance.

3.145. As an island nation with a narrow range of natural resources, trade had always been important to Iceland, imports and exports of goods and services accounting for 90% of Iceland's GDP. It had continued to unilaterally remove the remaining tariffs on non-agricultural products and improve customs procedures and, on its own behalf and through EFTA, had expanded its network of trade agreements and deepened existing ones.

3.146. At the same time, some delegations pointed to the continued need for diversification of the country's goods exports. It was suggested that recent economic growth had been achieved despite low prices for traditional exports of fish and aluminum and the appreciation of the króna, partly because of the significant growth in tourism, improvements in transportation and favourable tax and other policies. Several delegations cautioned about the potential danger of the economy overheating and the vulnerability to external shocks. A number of Members pointed to a number of tariff peaks and non-*ad valorem* tariffs applied in the agriculture sector, in particular for meat and dairy. Others expressed concern about the high levels of domestic support for agriculture and the use of stringent SPS measures. Compliance with WTO notification obligations was another important area where Members sought improvements from Iceland, in particular in the areas of TBT, SPS, preferential rules of origin and import licensing. It was noted that while Iceland remained largely open to foreign investment, restrictions remained in fisheries, energy, air transport and real estate, and several Members encouraged it to open these areas to foreign investment. Several delegations praised Iceland for its leadership role in incorporating women in all levels of society, integrating gender issues in trade and other policies, and pledging to eradicate the gender pay-gap by 2022.

### **3.9 Other Selected Trade Policy Issues**

#### **Regional Trade Agreements**

3.147. During the period 15 October 2016 to 15 October 2017, WTO Members notified 18 RTAs, as well as three accessions to existing RTAs (29 notifications) as compared to nine RTAs (19 notifications) during the previous period (15 October 2015 - 15 October 2016) (Table 3.27). Of

the new RTAs notified to the WTO, eleven concern only trade in goods, while seven include trade liberalization in both goods and services. Of the RTAs in trade in goods only, six were notified under the Enabling Clause, while five were notified under GATT Article XXIV.

**Table 3.27 Notifications of Regional Trade Agreements between 15 October 2016 and 15 October 2017**

RTA name (parties)	Coverage	Date of notification (date of entry into force)	Notification
Costa Rica – Colombia	Goods & Services	31/10/16 (01/08/16)	GATT Art. XXIV & GATS Art. V
Pacific Alliance	Goods & Services	03/11/16 (01/05/16)	GATT Art. XXIV & GATS Art. V
Turkey – Republic of Moldova	Goods	13/12/16 (01/11/16)	GATT Art. XXIV
Common Market for Eastern and Southern Africa (COMESA) - Accession of Egypt	Goods	03/01/17 (17/02/99)	Enabling Clause
Turkey - Malaysia	Goods	20/02/17 (01/08/15)	GATT Art. XXIV
European Union - Colombia and Peru – Accession of Ecuador	Goods & Services	02/03/17 (01/01/17)	GATT Art. XXIV & GATS Art. V
GUAM	Goods & Services	03/04/17 (10/12/03)	GATT Art. XXIV & GATS Art. V
European Union - Ghana	Goods	03/04/17 (15/12/16)	GATT Art. XXIV
European Union - SADC	Goods	03/04/17 (10/10/16)	GATT Art. XXIV
Central American Common Market (CACM) - Accession of Panama	Goods	24/04/17 (06/05/13)	GATT Art. XXIV
Eurasian Economic Union (EAEU) - Viet Nam	Goods & Services	04/05/17 (05/10/16)	GATT Art. XXIV & GATS Art. V
Southern Common Market (MERCOSUR) - Chile	Goods	15/06/17 (10/03/17)	Enabling Clause
Southern Common Market (MERCOSUR) - Mexico	Goods	15/06/17 (28/12/16)	Enabling Clause
Argentina - Brazil	Goods	15/06/17 (01/07/16)	Enabling Clause
Brazil - Uruguay	Goods	15/06/17 (pending)	Enabling Clause
India – Thailand	Goods	18/06/17 (01/09/04)	Enabling Clause
Southern Common Market (MERCOSUR) – Southern African Customs Union (SACU)	Goods	19/07/17 (01/04/16)	Enabling Clause
EFTA – Georgia	Goods & Services	29/08/17 (01/09/17)	GATT Art. XXIV & GATS Art. V
Chile – Thailand	Goods & Services	12/09/17 (05/11/15)	GATT Art. XXIV & GATS Art. V
Canada – Ukraine	Goods	13/09/17 (01/08/17)	GATT Art. XXIV
European Union - Canada	Goods & Services	19/09/17 (21/09/17)	GATT Art. XXIV & GATS Art. V

Source: RTA Database. Viewed at: <http://rtais.wto.org>.

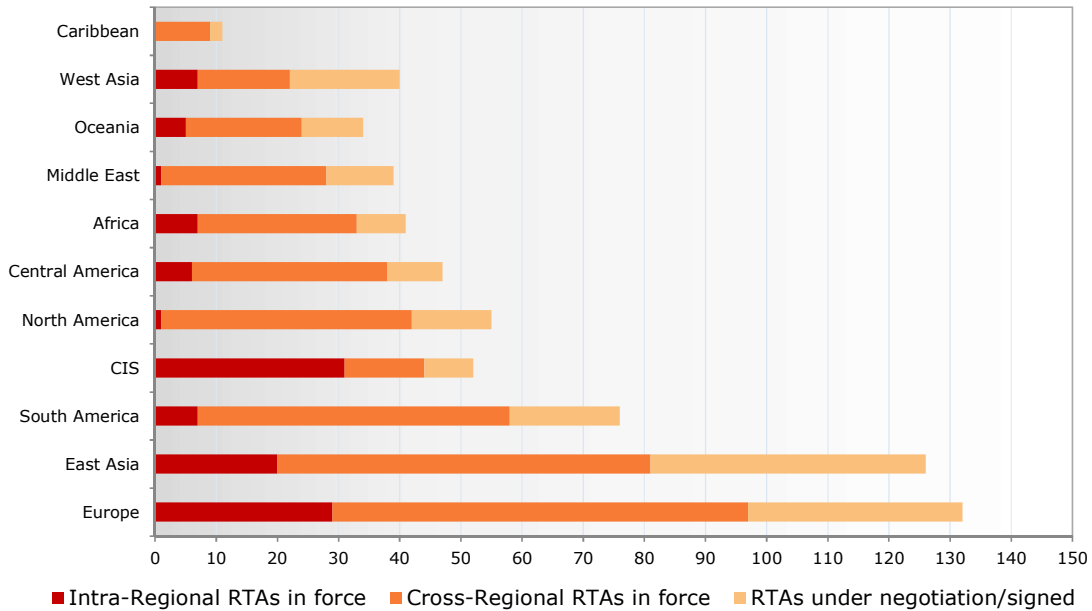
3.148. As of 15 October 2017, the total number of RTAs notified to the WTO and to the GATT before it, amounted to 284 (142 covering goods and services, 141 goods only, and one services only). The WTO Secretariat has also identified and verified, through the respective parties, 74 RTAs that are in force, but not yet notified to the WTO.<sup>107</sup>

3.149. Judging from overall notifications, RTA activity is strongest in Europe (20% of RTAs in force), with successive European Union enlargements and agreements with countries in Eastern Europe and around the Mediterranean basin as well as RTAs notified by the European Free Trade

<sup>107</sup> WTO document WT/REG/W/119, 12 September 2017.

Area (EFTA); this is followed by East Asia (17%) and South America (12%). These regions also continue to be active in RTA negotiations (Chart 3.19).

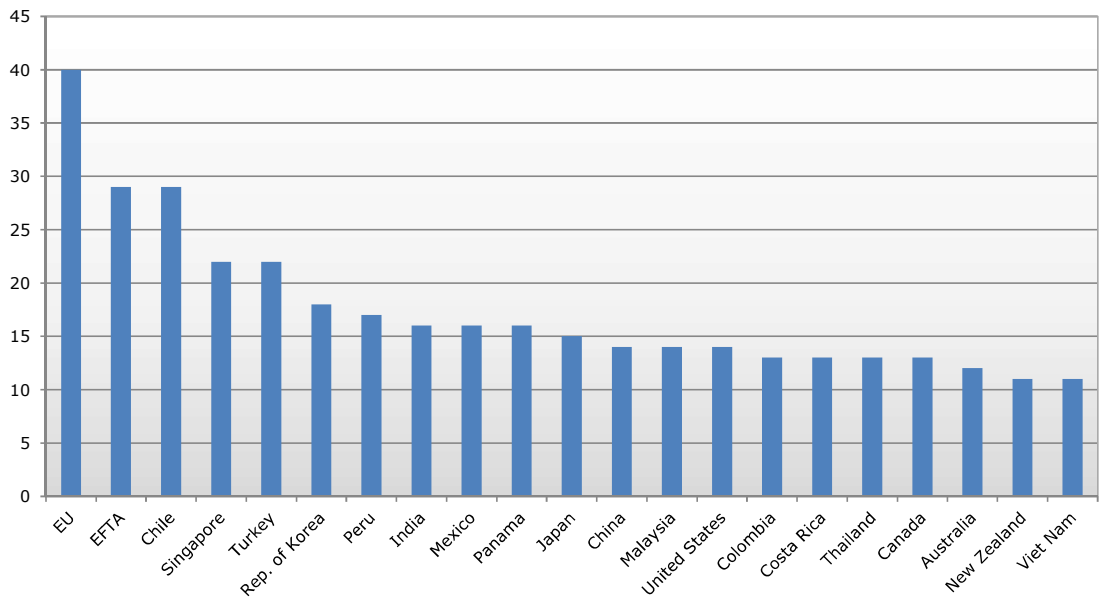
**Chart 3.19 RTAs in force, and under negotiation by region**



Source: RTA Section, WTO Secretariat.

3.150. The WTO Members with the most RTAs in force remain the European Union, EFTA, and Chile with over 25 RTAs in force each, followed by Singapore, and Turkey which have over 20 RTAs in force each (Chart 3.20). A number of other developing countries also have several RTAs in force, such as Peru, India, and Mexico.

**Chart 3.20 WTO Members with the largest number of RTAs in force**



Source: RTA Section, WTO Secretariat.

3.151. WTO Members also continue to negotiate new bilateral and/or plurilateral RTAs. The regions that are most heavily involved in RTA negotiations include Europe and East Asia. In Europe, the European Union has recently concluded an RTA with Japan. It is also negotiating with the United States, MERCOSUR, India, and Economic Partnership Agreements with African, Caribbean and Pacific countries and has recently announced that it will start negotiations with Australia and New Zealand. EFTA is also continuing negotiations with the EAEU, India and several ASEAN member states. In Asia negotiations are being held to complete the 16 party Regional Comprehensive Economic Partnership (RCEP) Agreement, which brings together the ten ASEAN member states and six others with which ASEAN already has RTAs in force (Australia, China, India, Republic of Korea, Japan, and New Zealand).

### **Trade Facilitation**

3.152. Work on the implementation of the Trade Facilitation Agreement (TFA) intensified over the reporting period with Members presenting a growing number of acceptance instruments. On 22 February 2017, those efforts culminated in the reaching of an important milestone when the required number of ratifications was received for the TFA to enter into force.

3.153. Additional instruments were deposited over the months that followed, bringing their overall number to 122 by mid-October. This means that almost 75% of all WTO Members have already completed their domestic ratification process.

3.154. Progress was also achieved on the notification side. Members presented additional information on which commitments they will immediately implement, which require additional time and which also capacity building support (commonly referred to as "category A, B and C notifications"). By mid-October 2017, the Committee had received 99 notifications for category A, 27 for category B and 20 for category C.

3.155. Members also started to present a series of transparency notifications as mandated under section I of the TFA.<sup>108</sup> Several donor Members further provided information on their technical assistance activities.

3.156. Work continued with respect to technical assistance and capacity-building initiatives. In 2014, the Director-General launched a WTO Trade Facilitation Facility (the Facility) to assist developing and LDC Members in implementing the TFA that became operational on 27 November 2014. The Facility works closely with individual Members to ensure they are receiving the information and support needed. It also provides information on assistance programmes and, where needed, it can conduct match-making between donors and recipients. The Facility supports Members' efforts to implement the Agreement by acting as a repository for training materials, case studies and best practices on implementation of the measures. It provides training programmes and support materials to assist Members fully understand their obligations. This year, the Facility assisted Members to prepare their category ABC notifications and build the capacity of the national trade facilitation committees by conducting national and sub-regional workshops. It also offered an advanced course for chairs of national trade facilitation committees, with the cooperation of partner organizations. Two courses were conducted in English in 2016, with courses in French and Spanish conducted in early 2017. The Facility also assisted Members in finding support for implementation of the Agreement in a variety of ways.

### **ITA Expansion**

3.157. Under the ITA Expansion Agreement, import tariffs on most of the 201 IT products covered by the Agreement have been progressively reduced since 1 July 2016 and will be eliminated after three years (by 1 July 2019), whereas other duties and charges are to be removed upon entry into force. For a limited number of sensitive products, tariffs will be phased out over five or seven years for the most exceptional cases (Box 3.1). On 9 December 2016, Macao, China, joined the ITA Expansion Agreement, bringing the total number of Participants to 25, representing 54 WTO Members.

---

<sup>108</sup> Articles 1:4, 10:4:3, 10:6:2 and 12:2:2.

3.158. As of October 2017, 21 Participants were on track with the implementation of the first tariff cut, while the others were awaiting the completion of domestic procedural requirements.<sup>109</sup> As required by paragraph 6 of the Declaration, 24 Participants have also initiated the 1980 Procedures for Modification and Rectification of Schedules in order to include the new ITA Expansion concessions into their WTO Schedules and extend them to all WTO Members on an MFN basis. To date, the ITA Expansion schedules of 21 Participants have been certified by the WTO Director General, and their concessions properly reflected in their WTO Schedules. Remaining Participants' ITA Expansion schedules were waiting for the completion of domestic procedures before they could be certified.

3.159. The ITA Expansion Declaration also provides for further work on non-tariff barriers in the IT sector, and for keeping the list of products covered under review to determine whether further expansion may be needed to reflect future technological developments.

### **Aid for Trade**

3.160. The 2017 Global Review of Aid for Trade, held from 11 to 13 July 2017, focused on the theme "Promoting Trade, Inclusiveness and Connectivity for Sustainable Development". It provided an opportunity to discuss the constraints facing developing countries, and in particular LDCs, in areas of supply-side capacity and trade-related infrastructure, and how Aid for Trade can help advance the 2030 Agenda for Sustainable Development. A particular focus will be placed on the economic empowerment of women. The 2017 Global Review was underpinned by an extensive monitoring and evaluation (M&E) exercise. A total of 111 self-assessment questionnaires were received from governments, donor agencies and regional economic communities/transport corridors. In addition, 145 case stories were submitted, including from the private sector and academia, describing on-the-ground experiences.

3.161. The information collected from the M&E exercise provided the narrative for the joint OECD-WTO report, "Aid for Trade at a Glance 2017: Promoting Trade, Inclusiveness and Connectivity for Sustainable Development", which was presented at the 2017 Global Review. Chapters were also authored by Business for eTrade Development, the Enhanced Integrated Framework, the ITC, the ITU, UNCTAD, and the World Bank Group.

3.162. Key messages that emerged from the Review and the report confirm that digital connectivity now intertwines with physical connectivity. Digital networks have rapidly become integral to global trade, and offer opportunities for growth as a marketplace. While accessible and affordable connections are indispensable for trade connectivity, the Internet remains unavailable to 3.9 billion people, many of whom live in LDCs. The report also concludes that the digital divide can be viewed as a market access divide, with the cost of digital connections as trade costs.

3.163. Since 2006, a total of US\$298.3 billion has been disbursed for financing Aid for Trade programmes and projects, with disbursements to LDCs amounting to US\$80.43 billion. More than three quarters of total Aid for Trade has financed projects in four sectors: transport and storage (28.6%), energy generation and supply (21.6%), agriculture (18.3%), and banking and financial services (11.1%).

### **Trade Financing**

3.164. The WTO has been continuing its advocacy efforts aimed at addressing the challenges of accessing trade finance, particularly for SMEs and in developing countries. At its July 2017 meeting, the WTO Working Group on Trade, Debt and Finance reiterated its support for the Director-General outreach to the heads of other relevant institutions. With the support of WTO Members, the Director-General had outlined a number of possible measures aimed at addressing the challenges of accessing trade finance, including enhancing trade finance facilitation programmes, helping local banking sectors to grow by improving training, better monitoring of problems, and maintaining a closer dialogue with regulators.

3.165. The 2017 survey of the Asian Development Bank (ADB) on trade finance gaps brought additional relevance to these efforts. The global trade finance gap (the "gap") for the year 2016 is

---

<sup>109</sup> Measures implementing the ITA Expansion Agreement are reflected in Annex 1.



estimated to have been relatively stable in U.S. dollar terms, at \$1.5 trillion, against \$1.6 trillion in 2015 and \$1.4 trillion in 2014. However, given that the value of trade in U.S. dollars has fallen by 16% over the last two years, this gap would have been expected to fall. Geographically, 40% of the gap comes from Asia, 23% from Latin America, and 15% from Africa and the Middle East.

3.166. One result of high rejection rates is foregone trade. Firms were asked what happened to the trade transaction after rejection of the requested trade finance. Some 60% of respondents reported that they had been unable to execute the trade transaction. The remaining 40% of firms were able to complete the sale without bank-intermediated trade finance. Taking a different approach to the question of what happens after a transaction is rejected, 53% of surveyed firms did not look for alternative sources of financing when a transaction was rejected. Among those respondents that found an alternative (both formal and informal solutions), only half of such firms used it – the other half found it too expensive. Firms in Africa and in Latin America resorted to informal financial providers more than firms from other regions. The 2017 survey confirms that trade finance does not flow equally throughout the global trading system. While there is enough liquidity at the higher end of the market, in particular for large companies in the largest trading nations, SMEs, particularly in developing countries, are disproportionately affected by credit rejection and lack of alternatives to bank financing. The trade finance gap has become a major obstacle to trade inclusion.

3.167. With this in mind, the Director-General held an informal round table on trade finance with senior officials from multilateral development banks (MDBs), on the margins of the 6th Global Aid for Trade Review. During this discussion, MDBs generally indicated a willingness to do more in favour of trade finance, although within existing resources. The outcome of the ADB survey had been consistent with what they saw in the field. For example, the European Bank for Reconstruction and Development witnessed rejection rates affecting SMEs in the order of 50%. It was acknowledged that there were also structural and legitimate reasons for such rejections, including lack of know-how by local traders and local banks in managing the risks of trade and trade finance, lack of collateral for lending, lack of credit history, etc. However, the impact of some regulations and the greater selectivity of banks had played an important role as well. The International Financial Corporation had conducted a survey of 306 banks in 92 developing countries, which indicated that smaller banks faced major challenges in complying with new international regulations on anti-money laundering and other sanction requirements. These challenges have reduced their ability to serve their customers generally, and in particular the traders. In some countries, local banks were being cut off from the international financial system. Specific cases were mentioned. MDBs were interested in increasing their capacity to serve markets, but there was also a recognition that there were limits to this. Compared to a global finance gap estimated at US\$1.5 billion, they were supporting an average of US\$20 to 25 billion of trade per annum, consisting mainly of relatively small trade transactions in low-income countries. The solution was hence to bring the private sector back into the most challenging markets. One way was to develop co-financing and co-risk sharing operational among MDBs where geographical coverage overlapped, and between MDBs and commercial banks. For example, the IFC and the Islamic Trade Finance Corporation signed a Memorandum of Understanding to conduct joint trade finance operations in Western Africa.

3.168. All MDBs agreed to boost capacity building on trade finance in countries where trade was growing rapidly, but where knowledge about trade finance products was limited. They also asked for a regulatory dialogue with the Financial Stability Board. Discussions had made it clear that MDBs, in their support to local banks, could do a lot to get these banks to comply with international norms. At the same time, it had become obvious that the international bar had been placed quite high for these smaller banks. It was felt that these small banks would always struggle to satisfy compliance requirements, in particular those which differed from country to country. Nevertheless, MDBs were continuing to promote the pooling of information for compliance purposes. Participants are considering meeting further, notably with private sector representatives and international financial regulatory agencies.

### **Government Procurement**

3.169. The WTO Agreement on Government Procurement (GPA) continues to gain importance as an instrument for promoting trade and good governance in government procurement markets. The updated and modernized version of the Agreement that was adopted by the Parties in 2012 is now in force for all but one of the Agreement's Parties. The Agreement covers the procurement of

goods, services and construction services, subject to relevant thresholds and other exclusions, and contains important disciplines on transparency and the prevention of corruption, in addition to market access.

3.170. The total number of WTO Members covered by the Agreement reached 47, following Ukraine's and the Republic of Moldova's accessions in 2016. The number of WTO Members participating in the GPA Committee as observers is now 31, with Afghanistan and Brazil having been granted observer status in October 2017. Increasingly, WTO Members are joining the GPA for reasons relating to the promotion of good governance and economic reform, in addition to market access advantages for their national suppliers. Further additions to the Agreement's membership are expected in the short to medium term. Negotiations on Australia's, the Kyrgyz Republic's and Tajikistan's accessions may be concluded in the first half of 2018. Discussions continue on China's accession to the Agreement. As well, the Russian Federation has circulated its initial market access in June 2017, which was subsequently discussed at the Committee's meetings in June and October. The Former Yugoslav Republic of Macedonia has also applied for accession to the Agreement, and its first market access offer is expected to be circulated in the first half of 2018. The accessions of four other WTO Members — Albania, Georgia, Jordan and Oman — are pending. Another five WTO Members have provisions regarding accession to the Agreement in their respective Protocols of Accession to the WTO: Afghanistan, Kazakhstan, Mongolia, the Kingdom of Saudi Arabia and Seychelles. During the review period, the Chairman of the GPA Committee, working together with the Secretariat, also reached out to Latin American countries to inform them of the revised GPA and potential benefits and challenges related to participation in the GPA.

3.171. With regard to the Committee's ongoing work, the GPA Parties have now initiated discussions on a number of specific work programmes. These address, *inter alia*: (i) promoting access to government procurement markets by SMEs; (ii) ensuring sustainability in public procurement activities; (iii) improving the statistics that Parties submit pursuant to relevant provisions of the GPA; and (iv) identifying and (potentially) reducing the number of exceptions and exclusions to coverage that are included in the Parties' market access schedules. The purpose of these work programmes is to enhance transparency and, where relevant, contribute to the future evolution of the Agreement. An important input to the work programme on sustainability was a Symposium which took place on 22 February 2017. The Symposium featured inputs for diverse non-governmental experts, national experts and representatives of other international organizations on sustainability issues. Throughout the review period, the Secretariat, at the Committee's request, has also worked to strengthen the new "e-GPA system", an interactive, automated web portal to enhance the accessibility and usability of the market access and other information provided by Parties pursuant to the Agreement.

### Electronic Commerce

3.172. WTO Members have continued their discussions on e-commerce, and acknowledged a need to continue to explore many of the relevant issues that have been raised in submissions over the past year, including the implications for developing countries. Issues identified by Members covered a wide gamut of issues related to GATT, GATS, TRIPS, as well as cross-cutting issues. These include, for example, consumer protection, anti-spam measures and cybersecurity, to name but a few of the items suggested to enhance consumer trust in e-commerce, as well as proposals on ways to facilitate e-commerce in goods (such as customs handling) or ways in which to expand the availability of e-commerce enabling services, such as ICTs, delivery services and mobile payments. While it is not yet clear how these efforts will evolve, it is fair to say that, despite varied positions, no WTO Member believes that e-commerce is not important both to their economies and to the global trading system.

3.173. The WTO E-commerce Work Program is based on a broad definition of "electronic commerce", understood to mean the production, distribution, marketing, sale or delivery of goods and services by electronic means. The definition, therefore, includes the use of the Internet-based networks to search, purchase, sell or deliver goods and services across borders. Much e-commerce today takes place within domestic markets, although there are many examples whereby even this is facilitated by foreign investment or partners. UNCTAD reports that global e-commerce sales in 2015 reached US\$25.3 trillion, 90% of which were in the form of business-to-business (B2B) e-commerce and 10% in the form of business-to-consumer (B2C) sales. Patterns of on-line spending illustrate this mix. In the United States, for example, spending relates not only to the

manufacturing and wholesale trade, which lead the way, but also to the retail sector, business services, entertainment, financial services, health care and education.<sup>110</sup>

3.174. The United States was the largest e-commerce market, recording sales of over US\$7 trillion, with Japan and China featuring as the next-largest markets. Yet, while the United States ranked higher due to the extent of its B2B e-commerce, China ranked first in the B2C e-commerce market. Moreover, if global B2C sales alone are considered, economies such as the Russian Federation and India rank inside the top 15.<sup>111</sup> However, accurate comparisons are difficult because e-commerce data are not readily available for most developing countries.

3.175. The digital economy, and electronic commerce which forms an integral part of it, is expanding rapidly, driven by ICT goods and services. Global production of ICT goods and services accounts for an estimated 6.5% of global gross domestic product (GDP), and employs approximately 100 million people. Exports of ICT services grew by 40% between 2010 and 2015. UNCTAD estimates that cross-border B2C e-commerce was worth about US\$189 billion in 2015, which corresponds to 7% of total B2C e-commerce. Also, by 2019, the volume of global Internet traffic is expected to increase 66 times from 2005 levels.<sup>112</sup>

3.176. As Members have acknowledged in WTO discussions, connectivity is essential to participation in e-commerce, yet significant gaps exist between developed and developing countries. The number of Internet users grew by 60% between 2010 and 2015, but more than half of the world population and many MSMEs remain offline. Broadband connectivity in developing economies tends to be slower and more expensive than in developed economies, and this limits the effective access of businesses and citizens. UNCTAD reports that only 16% of the adult population of the world uses the Internet to pay bills or purchase items, while, in some developed countries, more than 70% already buy goods and services online.<sup>113</sup>

3.177. According to the ITU, mobile broadband service costs much more in LDCs (in PPP terms) than in developed or developing countries. Yet the cost of mobile broadband in LDCs is significantly lower than the cost of their fixed broadband, which can cost two and a half times more than a basic mobile broadband subscription. Although LDCs only have about 20 mobile broadband subscriptions per 100 persons (compared with a world average of close to 60 per 100), the growth rate of mobile broadband uptake in LDCs is high, at over 50% per annum over the 2012-2017 period. Moreover, mobile broadband costs for LDCs are recording steeper declines than any other group, having fallen from an average of 32.4% of GNI per capita to 14.1% since 2013.<sup>114</sup>

3.178. At the same time, governments continue to take steps to enhance connectivity, by means of competition policy in mobile and fixed services, as demonstrated by some of the telecom/ICT measures listed in this Report. For example, Australian and Canadian measures are aimed at calibrating wholesale access at lower rates, and European Union and Indian measures aim to reduce and eliminate mobile roaming and termination fees. Also cited, Somalia is set to create an independent regulator, and Tanzania will now allow foreigners to purchase shares in telecom operators.

## Dispute Settlement

3.179. As in previous years, the level of dispute settlement activity continued to increase throughout the current review period (Chart 3.21). Between 10 October 2016 and 10 October 2017, 22 panel, appellate and arbitration proceedings were handled, on average, each month. Eighteen dispute settlement reports, awards and decisions were circulated during this period. Eleven of the circulated reports were issued by panels, including one issued by a compliance panel established under Article 21.5 of the DSU. The Appellate Body circulated four reports. In addition, arbitrators issued two decisions regarding the reasonable period of time for implementation of DSB recommendations and rulings under Article 21.3(c) of the DSU, and one

<sup>110</sup> A. Hoar and P. Sheldon, Forrester Research, Presentation, 2 June 2015.

<sup>111</sup> UNCTAD, Information Economy Report 2017: Digitalization, Trade and Development, New York/Geneva 2017.

<sup>112</sup> A. Hoar and Sheldon, P., Forrester Research, Presentation, 2 June 2015.

<sup>113</sup> A. Hoar and Sheldon, P., Forrester Research, Presentation, 2 June 2015.

<sup>114</sup> ITU, ICT Facts and Figures 2017, Geneva, July 2017.

decision on the level of suspension of concessions and obligations under Article 22.6 of the DSU. By mid-October 2017, an additional seven appeals were pending, and five panel reports issued to parties were being translated for circulation to Members.

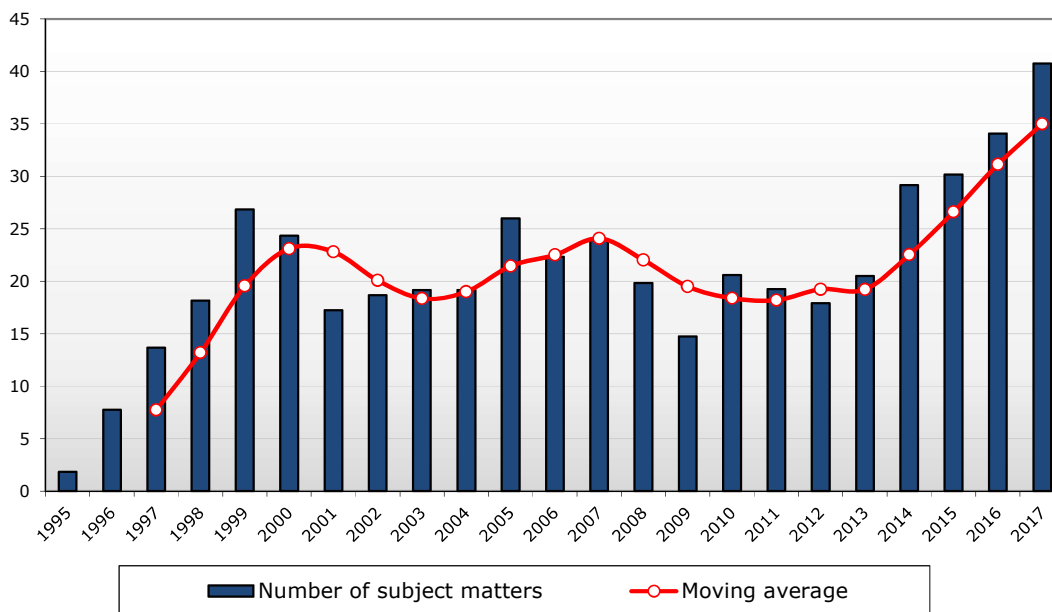
3.180. The continued establishment and composition of new panels has again placed strains on staff resources. During the review period, WTO Members filed 19 requests for consultations concerning new disputes and four requests seeking compliance proceedings. Sixteen new panels were established and 11 new panels were composed during the review period. As of early October 2017, six established panels were in composition, as compared with three panels in composition at the end of the previous review period. The continuing influx of new and complex cases has once again resulted in some delays in the Secretariat's ability to allocate staff for panels.

3.181. As anticipated in last year's Report, the high number of recently circulated panel reports has resulted in an increased workload for the Appellate Body. By mid-October 2017, there were seven ongoing appeal proceedings, including in the compliance proceedings in the EC and Certain Member States – Large Civil Aircraft (Article 21.5 – United States) and U.S. – Large Civil Aircraft (second complaint) (Article 21.5 – European Union) disputes. Of these, three ongoing appeals were awaiting the availability of staff. The circulation of a large number of panel and Appellate Body reports has resulted in increases in the time needed for their translation, up to ten months in some cases.

3.182. The Appellate Body is currently lacking the full complement of seven Appellate Body Members, with two positions currently vacant and a third vacancy arising in December 2017. The WTO Membership has so far been unable to agree to initiate the appointment process in order to fill these vacancies.

3.183. The subject matter of disputes brought to the WTO continues to span a wide range of agreements, including the GATT 1994, the Anti-Dumping Agreement, the SCM Agreement, the Safeguards Agreement, the SPS Agreement, the TBT Agreement, the GATS, the TRIPS Agreement and the Agreement on Agriculture. As in previous years, both developed and developing countries have been involved in the dispute settlement mechanism, both as complainants and as respondents.

**Chart 3.21 Total number of active disputes per year (as at August 2017)**



Note: Several disputes are counted as one if they deal with the same subject matter.

Source: WTO Secretariat.

## Non-tariff Measures and MSMEs

3.184. Box 3.5 below on how non-tariff measures affect MSMEs has been contributed by the ITC.

### Box 3.5 How Non-Tariff Measures Affect MSMEs

Micro, small and medium-sized enterprises (MSMEs) are integral to economic development, particularly in developing and least developed countries, and are an essential component of making growth inclusive and sustainable. In most countries, MSMEs represent well above 90% of all private enterprises and over 60% of employment.

Evidence shows that exporters tend to be larger in size than firms that do not trade. Smaller and less productive firms may find it harder to connect to global markets. One reason for this is likely the existence of fixed costs that weigh more heavily on a small business.

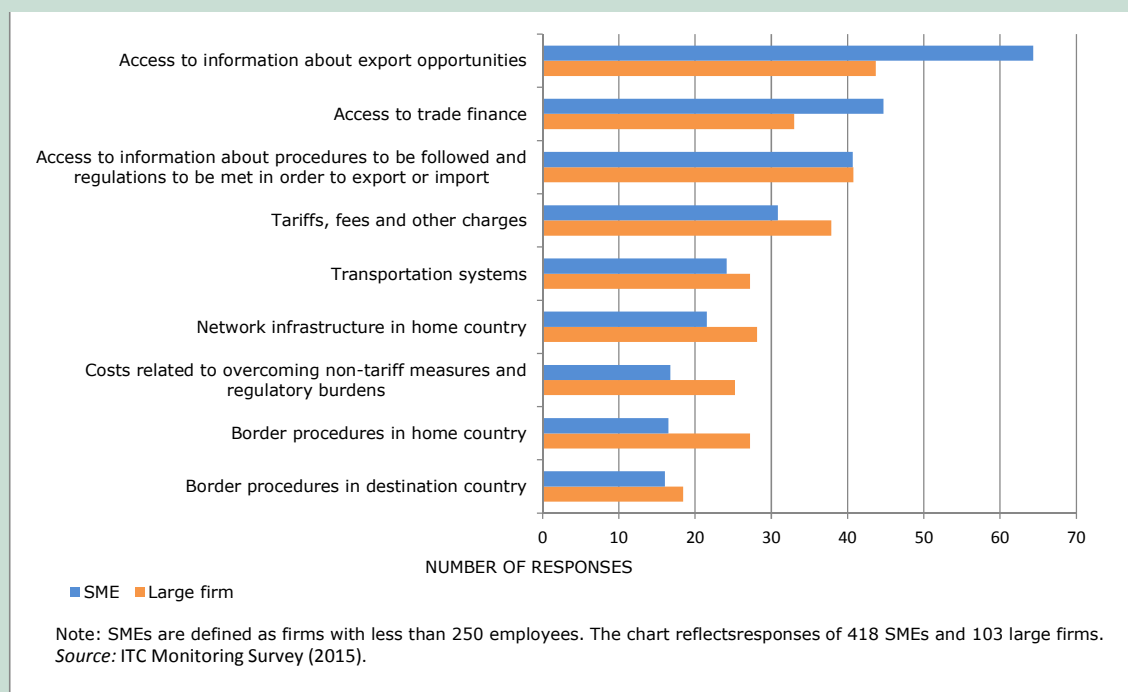
*Non-tariff measures (NTMs) represent one set of fixed costs.* While trade-related standards, regulations and procedures are usually identical for exporters of all sizes, their impact on MSMEs can be very different from that on large businesses. Research by the International Trade Centre (ITC) suggests that regulatory measures hit small firms' exports twice as hard as they do those of large firms. For each 10% increase in the regulatory or procedural burden faced by an exporter, export value decreases by 1.6% for large firms, but 3.2% for MSMEs.<sup>a</sup>

*Certain kinds of trade policies disproportionately affect women-owned enterprises.* In ITC surveys, businesses owned by women do not report a higher burden from regulations than those owned by men. When it comes to trade-related procedures, however, the story is different. If exports are subject to a licence, for example, obtaining one often requires personal interaction between firm personnel and national officials. Indeed, ITC Business Surveys on NTMs show that the share of procedural obstacles to trade reported by female-owned exporting firms is higher than for male-owned firms.

#### Helping MSMEs overcome NTM-related challenges

*Access to information on regulatory requirements is likely to be key in order to help MSMEs to overcome NTM-related challenges.* When asked to rank trade costs in terms of where they saw most room for improvement, MSMEs listed access to information about procedures to be followed and regulations to be met as third.<sup>b</sup> Their top priority was access to information on export opportunities, which represented a significantly bigger challenge for MSMEs (over 60% of responses) than for large firms (over 40%; see figure below). Notably, the share of cases associated with 'information and transparency issues' is greater among female-owned firms than male-owned firms.

#### Firm perception of trade costs with room for improvement



ITC, UNCTAD and the WTO are working to remedy both information shortfalls at once, with a new 'SME Trade Help Desk'. Set to be launched at the WTO Ministerial Conference in Argentina in December 2017, the Help Desk will serve as a one-stop shop for MSMEs to access intelligence on tariffs and NTMs along with other trade-related information to help them understand what to produce and how, and when and where to trade it.

*Making cross-border procedures related to NTMs more efficient is important in helping MSMEs' trade.* Improved inter-agency coordination, simplified documents and procedures, enhanced transparency and predictability, and reduced charges and fees can lower the obstacles NTMs present to businesses of all sizes. These reforms are embedded in the WTO Trade Facilitation Agreement (TFA), providing a unique opportunity to reduce trade transaction times and costs and increase MSMEs' participation in global trade. National efforts should go in the direction of ensuring MSMEs are fully included in the public-private dialogue mechanisms established under the auspices of the TFA.

<sup>a</sup> ITC (2016), SME Competitiveness Outlook: Meeting the Standard for Trade, <http://www.intracen.org/SMECompetitiveness/2016/>

<sup>b</sup> ITC (2015), Aid for Trade at a Glance 2015 - How Aid for Trade Helps Reduce the Burden of Trade Costs on SMEs. In WTO & OECD, Aid for Trade at a Glance 2015: Reducing Trade Costs for Inclusive, Sustainable Growth, Chapter 7, <http://www.intracen.org/uploadedFiles/intracenorg/Content/Publications/a4tataglance.pdf>

Source: ITC.

## 4 POLICY DEVELOPMENTS IN TRADE IN SERVICES

4.1. Several new measures affecting trade in services were introduced by WTO Members and Observers during the period covered by this Report. Several new measures were horizontal in nature – relating to measures affecting the supply of services through commercial presence and the movement of natural persons – while others pertained to a variety of service sectors, including financial, communication, transport, and business services. While the majority of the measures covered are trade-facilitating, certain other measures appear more trade-restrictive. Annex 4 provides additional information on all these measures, which concern 55 WTO Members<sup>115</sup> and two Observers.

### Measures affecting supply through commercial presence

4.2. Various governments introduced changes to their investment policy that affect the supply of services through commercial presence. For example, the governments of Egypt, Myanmar, and Tunisia each adopted new investment laws, generally aiming to improve the investment climate, attract more foreign investment, and clarify and streamline procedures. For example, Myanmar's Investment Law, effective since 1 April 2017, subjects only selected investment proposals to government screening. In Tunisia, the new investment law increases the number of sectors open to foreign investment and makes it easier for investors to hire foreign management personnel. In Egypt, the new law reduces documentary requirements on investors and eases restrictions on the employment of foreign employees in investment projects.

4.3. China released the 2017 version of the *Catalogue for the Guidance of Foreign Investment Industries*, which removes foreign investment limits for certain services sectors (e.g. certain passenger transport services and wholesale trade services) and introduces limits in others (e.g. certain Internet public information services; radio and television on-demand services). China also further relaxed restrictions on foreign investment in the country's free trade zones, including in a range of services sectors.

4.4. India approved, in May 2017, the phasing out of the Foreign Investment Promotion Board, aiming to make the country more attractive to foreign investors. Foreign investment applications that require government approval will, instead, be processed by the relevant sectoral Ministries/Departments in consultation with the Ministry of Commerce and Industry. India also introduced additional modifications to its foreign investment regime through the *Consolidated FDI Policy Circular of 2017*, which, for example, eases foreign ownership limits in such sectors as broadcasting carriage services and cable networks.

4.5. Australia introduced a series of changes to the foreign investment framework, with the aim of streamlining and enhancing its operation. This includes a new exemption allowing foreign investors in securities to obtain pre-approval for multiple investments through one application. Canada has increased certain thresholds for the 'net benefit' review of direct acquisitions of Canadian businesses by foreign investors under the Investment Canada Act. This concerns the threshold for private investors from WTO Members (increased to CAN\$1 billion compared to CAN\$600 million the previous year) and the threshold for private investors from countries with which preferential trade agreements have been concluded (increased to CAN\$1.5 billion on 21 September 2017).

4.6. Kenya repealed a provision that required companies established in the country to have at least 30% of their shareholding held by Kenyan citizens. Viet Nam amended its list of 'conditional business lines' pursuant to its Law on Investment, removing a number of services from the list and adding a number of other activities. Such conditional business lines are subject to additional conditions. Thailand, for its part, removed certain services sectors from the 'restricted business activities' categories.

4.7. The Russian Federation enacted new rules with respect to transactions involving foreign investors in Russian companies. A transaction by a foreign investor in relation to a Russian company is now subject to prior approval by the *Government Commission on Control over Foreign Investment* if the transaction is deemed to threaten national defence and state security.

---

<sup>115</sup> Counting the European Union as one.

4.8. Germany (European Union) amended its foreign investment regime to expand the scope for review of acquisitions of equity participation of more than 25% in domestic companies by non-EU and non-EFTA investors. The amendment introduces a list of areas that are explicitly covered by cross-sector review obligations, and expands the scope of the sector-specific review procedures. Japan modified its notification requirements under the Foreign Exchange and Foreign Trade Act with respect to certain foreign investment relating to national security. Prior notification to authorities will be required if foreign investors acquire from other foreign investors non-listed shares of Japanese enterprises in certain industries (e.g. manufacture of weapons; nuclear power plants).

4.9. Several governments took steps to streamline procedures or otherwise facilitate (foreign) investment in services and other sectors. These include Algeria, Bangladesh, Brazil, Colombia, Mauritius, Nigeria, South Africa, and Ukraine. For example, South Africa launched a "one-stop shop" to provide a focal point in government to assist investors in relation to regulatory, registration, and licensing procedures and requirements, while Mauritius adopted the Business Facilitation Act 2017, aiming to eliminate regulatory and administrative constraints in order to facilitate investment and improve the business environment.

#### **Services supplied through the movement of natural persons**

4.10. Various Members adopted measures affecting the supply of services through the movement of natural persons. For example, Australia announced in April 2017 that its "457 visa" for temporary work by skilled foreign workers would be abolished in March 2018 and replaced by a new Temporary Skill Shortage (TSS) visa. Implementation of this reform is taking place in different stages. From 19 April 2017, the occupation lists that underpin the 457 visa have been condensed from 651 to 435 occupations, and further modifications to the lists were announced on 1 July.

4.11. France created "ICT Mobile Permits", which allow foreign nationals holding an intra-corporate transferee permit in one European Union member State to work temporarily in France without the need to obtain a new work permit. India introduced improvements to its visa schemes. It expanded the number of countries eligible under its e-Visa programme, which allows entering the country for up to 60 days for business visits and other specific activities, and launched a new "intern visa" category. For its part, the Republic of Korea issued new guidelines that limit the use of the Short Term Travellers Visa to non-profit activities. All for-profit activities, including the supply of services pursuant to a contract, require an employment visa before entry.

4.12. On 1 January, Switzerland increased by 1,000 its maximum number of work permits for highly qualified workers from non-EU and non-EFTA countries for 2017, compared to the previous year. This brings the total of such work permits to 7,500. Half of the additional work permits are for short stays (L permit) and the other half for long stays (B permits). These 1,000 additional work permits are held as a federal reserve by the Confederation in order to meet, on request, further needs from the cantons. Angola abolished a rule capping at three years the validity of work permits for foreign workers. Work permits may now be valid for the duration of an employee's work contract. Kazakhstan removed a quota on intra-corporate transferees, and the Republic of Moldova eased rules on the movement of natural persons from the European Union.

4.13. The Kingdom of Saudi Arabia took measures to increase the level of "saudization" (Nitaqat framework) of the workforce across a number of industries. Companies complying with the domestic workforce thresholds enjoy a number of advantages, such as expedited immigration processing, lower processing fees, and other administrative benefits. In Zambia, employment permits will no longer be valid for a standard two-year period, as their duration will rather be determined on a case-by-case basis.

4.14. In addition, several Members undertook initiatives and legislative changes aiming to streamline procedures or otherwise facilitate the movement of foreign natural persons, including Canada, Lesotho, Morocco, Pakistan, and Ukraine. For example, Canada introduced a streamlined temporary worker programme that features shorter processing times for applications by highly-skilled foreign workers. Lesotho has launched a new e-Visa application platform that allows foreign business travelers to get single-entry and multiple-entry visas in 72 hours, compared to the previous offline process that required up to 14 days.



## Communication services

4.15. Several Members introduced new measures in relation to the communication sector or broader frameworks relating to electronic transactions and data. The Russian Federation adopted, on 1 May 2017, a law that limits foreign participation in certain audiovisual services. The new measure applies to systems that distribute collections of audiovisual works online, provided they have more than 100,000 users per day in the Russian Federation and that they offer content for a fee or conditional on viewing advertising targeted at residents of the Russian Federation. The law provides that only a Russian legal entity or a Russian Federation citizen that does not hold the citizenship of another state can own such systems. Foreign persons that own an information resource used for online distribution of collections of audiovisual works that has less than 50% of its users in the Russian Federation are not allowed to own more than 20% of the capital of such Russian legal entities, unless permission is received from a government commission.

4.16. In China, the Cybersecurity Law, effective since 1 June 2017, requires "personal information and important data" collected and generated in China to be stored domestically. Security assessments by authorities will be conducted in relation to information and data transferred abroad because of business requirements. China also adopted a new Film Industry Promotion Law that sets out new requirements and procedures in relation to the production, distribution, review, and exhibition of feature films in China. For instance, the law requires local theatre operators to ensure that the screening time for Chinese films is no less than two thirds of the annual screening time of all films. Indonesia, for its part, issued a new regulation on data protection, which, among other things, requires electronic system providers to have data centres located in Indonesia and sets out procedures for cross-border data transfers, which are subject to coordination with authorities.

4.17. Moreover, Argentina established rules and standards with respect to the convergence between television, telecommunication, and information technology services, and the United States adopted a new measure easing the capacity of Internet Service Providers to commercialize user data. The European Union ended roaming surcharges for all people who travel periodically within the European Union. As of 15 June 2017, subscribers only pay domestic charges when roaming. India lowered the interconnection usage charge for mobile to mobile communications as from 1 October 2017, and directed termination charges to end completely in January 2020. Somalia is set to create an independent regulator, Tanzania will now allow foreigners to purchase shares in telecom operators, Canada took measures aimed to calibrate wholesale access at lower rates, and the Kingdom of Saudi Arabia lifted its ban on voice over Internet (VoIP) calling on 21 September.

## Financial services

4.18. Various policy changes took place during the review period in the financial services sector. For instance, as regards insurance, Thailand liberalized foreign shareholding limits for life and non-life insurance companies. Foreign insurance companies in Thailand may be permitted, under certain conditions, to hold more than 49% of the voting shares of a Thai insurance company and to have foreigners comprise more than half of directors.

4.19. Argentina adopted a new resolution easing limits on the cross-border supply of reinsurance and retrocession services. Insurance companies will be allowed to place their risks directly with Admitted Reinsurers (cross-border reinsurers) according to the following scheme: up to 50% of their ceded premiums for contracts beginning 1 July 2017; up to 60% of their ceded premiums for contracts beginning on 1 July 2018; up to 75% of ceded premiums for contracts beginning on 1 July 2019. Brazil also introduced new liberalization measures for the reinsurance market. Regulations increased to 70% the percentage of risks that can be ceded to foreign reinsurers. This figure will continue to increase each year until it reaches 85% in 2020.

4.20. Indonesia announced that it will limit foreign ownership in insurance companies to 80%. The amended regulations will be applied to established companies with foreign ownership below 80% and to new insurance companies. In Malaysia, foreign insurance companies are facing a June 2018 deadline to comply with a 2009 rule that capped foreign ownership of local insurance companies at 70%. The government had earlier granted exemptions from the rule, but Malaysia's Central Bank informed in July 2017 that foreign insurers operating in Malaysia will be required to comply with the cap.

4.21. Since 16 January 2017, every insurer in India must comply with the order of preference for cessions by Indian insurers prescribed by Regulation 28(9) of the Branch Office Regulations. The regulation specifies that an Indian insurer is first required to approach India's official reinsurer GIC Re before reaching out to the branch operations of foreign reinsurers. After exhausting these two channels, insurers are allowed to approach reinsurers located in Special Economic Zones (SEZs), Indian primary insurers, and, lastly, reinsurers located outside the country. In Kenya, since 1 January 2017, marine cargo insurance (MCI) is reserved to local insurance companies.

4.22. With respect to banking and other financial services, China eased approval requirements for foreign-owned banks to supply some investment banking services in the country and to invest in domestic banking institutions. In addition, the People's Bank of China issued new guidelines on the market access of suppliers of bankcard clearing services, and has taken new measures to allow foreign institutions to operate rating agencies and permit foreign-based agencies to provide rating services for the domestic market.

4.23. For its part, Indonesia imposes, since 15 November 2016, a 20% limit on foreign ownership of enterprises that supply electronic payment processing services. The limit applies to (i) new enterprises in the electronic payment services sector, (ii) existing enterprises that expand into this sector, and (iii) enterprises already active in the sector that experience a change of ownership. Finally, on 13 March 2017, the Central Bank of Kenya lifted the moratorium that it had imposed on the licensing of new banks since November 2015.

### Transport Services

4.24. Malaysia exempted the states of Sabah, Sarawak and Labuan from cabotage laws with respect to the transport of cargo between peninsular Malaysia and east Malaysia. Previously, foreign vessels were not allowed to move cargo between ports of Malaysia. Vanuatu, adopted its new Maritime Sector Regulatory Act. The new law establishes an independent regulator for the maritime transport sector, which will oversee the safety and security of Vanuatu's shipping and ports, and regulate to ensure fair and equitable access to Vanuatu's port services.

4.25. On 26 June 2017, Mexico raised the cap on foreign capital participation from 25% to 49% in regular and non-regular domestic air transport service, non-scheduled international air transport service in the air taxi mode, and specialized air transport service. China implemented, in May, additional measures liberalizing foreign investment in selected sectors relating to air transport for pilot free trade zones, and eased certain limits on suppliers from Hong Kong, China and Macao, China.

4.26. With respect to road transport services, New Zealand introduced a regulatory framework for a new single class of small passenger services, aiming to reduce regulatory requirements faced by operators and to enable taxis and ridesharing operators to compete on a level playing field. The Kingdom of Bahrain took new measures permitting up to 100% foreign ownership in domestic tourist transport services, and up to 49% foreign ownership in certain other transport services.

### Other Services Sectors

4.27. A more limited number of policy changes over the review period touched on services sectors not mentioned above. Italy (European Union) introduced new measures liberalizing the retail pharmacy sector, notably by allowing corporate entities to run a pharmacy business, while Poland (European Union) restricted the right to open a pharmacy to professional pharmacists and introduced limits on the number of pharmacies.

4.28. The Kingdom of Saudi Arabia removed the 25% limit on foreign ownership in the engineering services sector, China lifted the 70% foreign investment limit for medical clinics, Thailand adopted measures to facilitate the establishment and operation of foreign universities, including by easing foreign ownership limits in certain zones, and Australia, in the context of the Single Economic Market agenda with New Zealand, removed the requirement that patent attorneys seeking registration in Australia be ordinarily resident in Australia. Further, Egypt ended state monopoly in the natural gas market and allowed private companies to directly ship, transport, store, market and trade natural gas using the pipeline and network infrastructure.

## Air Transport Agreements

4.29. The table below presents information on air services agreements (ASAs) concluded during the period under review. These include both new ASAs and revisions of pre-existing ones. As far as can be assessed from available sources, the vast majority of these ASAs provides for access conditions that are more liberal than was previously the case.

**Table 4.1 Air Transport Agreements concluded or amended during the reporting period**

Parties		Date of signature	Source
Guyana	Republic of Korea	09.12.2016	<a href="http://www.caribbeannewsnow.com/topstory-Guyana-signs-open-skies-agreements-32993.html">http://www.caribbeannewsnow.com/topstory-Guyana-signs-open-skies-agreements-32993.html</a>
Guyana	Dominican Republic	09.12.2016	<a href="http://www.caribbeannewsnow.com/topstory-Guyana-signs-open-skies-agreements-32993.html">http://www.caribbeannewsnow.com/topstory-Guyana-signs-open-skies-agreements-32993.html</a>
Guyana	India	09.12.2016	<a href="http://www.caribbeannewsnow.com/topstory-Guyana-signs-open-skies-agreements-32993.html">http://www.caribbeannewsnow.com/topstory-Guyana-signs-open-skies-agreements-32993.html</a>
Chinese Taipei	Australia	15.12.2016	<a href="https://www.ch-aviation.com/portal/news/51723-taiwan-australia-agree-to-further-liberalise-skies">https://www.ch-aviation.com/portal/news/51723-taiwan-australia-agree-to-further-liberalise-skies</a>
Canada	Jamaica	20.12.2016	<a href="http://jamaica-gleaner.com/article/lead-stories/20161221/jamaica-canada-see-major-benefits-open-skies-agreement">http://jamaica-gleaner.com/article/lead-stories/20161221/jamaica-canada-see-major-benefits-open-skies-agreement</a>
United Arab Emirates	Tanzania	20.12.2016	<a href="http://exchange.co.tz/?p=12447">http://exchange.co.tz/?p=12447</a>
China	Australia	21.12.2016	<a href="https://centreforaviation.com/insights/analysis/china-and-australia-remove-airline-growth-restrictions-as-china-cautiously-embraces-open-skies-319894">https://centreforaviation.com/insights/analysis/china-and-australia-remove-airline-growth-restrictions-as-china-cautiously-embraces-open-skies-319894</a>
Azerbaijan	Israel	26.12.2016	<a href="https://www.azernews.az/business/107072.html">https://www.azernews.az/business/107072.html</a>
Russian Federation	Turkey	29.12.2016	<a href="https://centreforaviation.com/news/-----629718">https://centreforaviation.com/news/-----629718</a>
Qatar	Montenegro	29.01.2017	<a href="http://www.gulf-times.com/story/530885/Qatar-Montenegro-sign-air-transport-agreement">http://www.gulf-times.com/story/530885/Qatar-Montenegro-sign-air-transport-agreement</a>
Singapore	Cook Islands	08.02.2017	<a href="http://malaysiandigest.com/world/657358-singapore-concludes-open-skies-agreement-with-cook-islands.html">http://malaysiandigest.com/world/657358-singapore-concludes-open-skies-agreement-with-cook-islands.html</a>
Bhutan	United Arab Emirates	13.02.2017	<a href="http://www.kuenselonline.com/air-services-agreement-signed-with-uae/">http://www.kuenselonline.com/air-services-agreement-signed-with-uae/</a>
Rwanda	Mali	14.02.2017	<a href="http://exchange.co.tz/rwanda-and-mali-sign-open-air-operations-agreement-in-kigali/">http://exchange.co.tz/rwanda-and-mali-sign-open-air-operations-agreement-in-kigali/</a>
India	Rwanda	15.02.2017	<a href="http://www.moneycontrol.com/news/business/companies/govt-approves-india-rwanda-air-services-agreement-1003986.html">http://www.moneycontrol.com/news/business/companies/govt-approves-india-rwanda-air-services-agreement-1003986.html</a>
India	Greece	22.02.2017	<a href="http://www.thehansindia.com/posts/index/Education-&amp;Careers/2017-03-02/Air-Services-Agreement/284249">http://www.thehansindia.com/posts/index/Education-&amp;Careers/2017-03-02/Air-Services-Agreement/284249</a>
India	Fiji	08.03.2017	<a href="http://fijisun.com.fj/2017/03/09/fiji-and-india-sign-air-services-agreement/">http://fijisun.com.fj/2017/03/09/fiji-and-india-sign-air-services-agreement/</a>
New Zealand	Kenya	15.03.2017	<a href="http://business.scoop.co.nz/2017/03/15/new-zealand-to-benefit-from-stronger-air-links/">http://business.scoop.co.nz/2017/03/15/new-zealand-to-benefit-from-stronger-air-links/</a>
New Zealand	Botswana	15.03.2017	<a href="http://business.scoop.co.nz/2017/03/15/new-zealand-to-benefit-from-stronger-air-links/">http://business.scoop.co.nz/2017/03/15/new-zealand-to-benefit-from-stronger-air-links/</a>
New Zealand	Dominican Republic	15.03.2017	<a href="http://business.scoop.co.nz/2017/03/15/new-zealand-to-benefit-from-stronger-air-links/">http://business.scoop.co.nz/2017/03/15/new-zealand-to-benefit-from-stronger-air-links/</a>
New Zealand	Italy	15.03.2017	<a href="http://business.scoop.co.nz/2017/03/15/new-zealand-to-benefit-from-stronger-air-links/">http://business.scoop.co.nz/2017/03/15/new-zealand-to-benefit-from-stronger-air-links/</a>
Finland	Cuba	15.03.2017	<a href="http://www.jamaicaobserver.com/news/Cuba-signs-air-services-agreement-with-Finland">http://www.jamaicaobserver.com/news/Cuba-signs-air-services-agreement-with-Finland</a>
Cameroon	Saudi Arabia, Kingdom of	16.03.2017	<a href="http://www.arabnews.com/node/1068961/saudi-arabia">http://www.arabnews.com/node/1068961/saudi-arabia</a>
Qatar	Saint Vincent and the Grenadines	20.03.2017	<a href="http://www.gulf-times.com/story/558479/Emir-ratifies-cabinet-decisions">http://www.gulf-times.com/story/558479/Emir-ratifies-cabinet-decisions</a>
India	Serbia	31.03.2017	<a href="http://www.business-standard.com/article/news-ians/cabinet-approves-updating-of-air-services-agreement-with-serbia-117040100014_1.html">http://www.business-standard.com/article/news-ians/cabinet-approves-updating-of-air-services-agreement-with-serbia-117040100014_1.html</a>
Ghana	Algeria	31.03.2017	<a href="https://www.graphic.com.gh/news/general-news/ghana-algeria-draft-air-services-agreement.html">https://www.graphic.com.gh/news/general-news/ghana-algeria-draft-air-services-agreement.html</a>
India	Malaysia	31.03.2017	<a href="http://www.daijiworld.com/news/newsDisplay.aspx?newsID=445231">http://www.daijiworld.com/news/newsDisplay.aspx?newsID=445231</a>
India	Georgia	31.03.2017	<a href="http://www.dnaindia.com/india/report-cabinet-approves-air-services-agreement-between-india-georgia-2382805">http://www.dnaindia.com/india/report-cabinet-approves-air-services-agreement-between-india-georgia-2382805</a>

Parties		Date of signature	Source
India	Cyprus	28.04.2017	<a href="http://www.tribuneindia.com/news/nation/india-cyprus-sign-4-agreements-on-merchant-shipping-air-services/398976.html">http://www.tribuneindia.com/news/nation/india-cyprus-sign-4-agreements-on-merchant-shipping-air-services/398976.html</a>
Mozambique	France	04.05.2017	<a href="http://journalducameroun.com/en/mozambique-france-ink-air-services-deal/">http://journalducameroun.com/en/mozambique-france-ink-air-services-deal/</a>
United Arab Emirates	Belize	06.05.2017	<a href="http://gulfnews.com/business/aviation/uae-signs-open-skies-agreement-with-belize-1.2022782">http://gulfnews.com/business/aviation/uae-signs-open-skies-agreement-with-belize-1.2022782</a>
Australia	Fiji	08.05.2017	<a href="http://australianaviation.com.au/2017/05/australia-and-fiji-expand-air-services-agreement/">http://australianaviation.com.au/2017/05/australia-and-fiji-expand-air-services-agreement/</a>
Qatar	Bosnia and Herzegovina	08.05.2017	<a href="http://www.gulf-times.com/story/547340/Qatar-Bosnia-sign-air-service-agreement">http://www.gulf-times.com/story/547340/Qatar-Bosnia-sign-air-service-agreement</a>
Barbados	Canada	09.05.2017	<a href="http://www.nationnews.com/nationnews/news/96649/barbados-canada-sign-air-transport-agreement">http://www.nationnews.com/nationnews/news/96649/barbados-canada-sign-air-transport-agreement</a>
Hong Kong, China	Spain	09.05.2017	<a href="http://7thspace.com/headlines/535287/hong_kong_signs_air_services_agreement_with_spain.html">http://7thspace.com/headlines/535287/hong_kong_signs_air_services_agreement_with_spain.html</a>
Singapore	Belize	11.05.2017	<a href="http://www.straitstimes.com/singapore/singapore-and-belize-sign-open-skies-agreement">http://www.straitstimes.com/singapore/singapore-and-belize-sign-open-skies-agreement</a>
Sri Lanka	Canada	18.05.2017	<a href="http://www.colombopage.com/archive_17A/May18_1495080269CH.php">http://www.colombopage.com/archive_17A/May18_1495080269CH.php</a>
Peru	Australia	24.05.2017	<a href="http://www.andina.com.pe/Ingles/noticia-peru-australia-ink-air-services-agreement-668145.aspx">http://www.andina.com.pe/Ingles/noticia-peru-australia-ink-air-services-agreement-668145.aspx</a>
Philippines	Qatar	01.06.2017	<a href="http://www.andina.com.pe/Ingles/noticia-peru-australia-ink-air-services-agreement-668145.aspx">http://www.andina.com.pe/Ingles/noticia-peru-australia-ink-air-services-agreement-668145.aspx</a>
Hong Kong, China	Israel	08.06.2017	<a href="http://www.thestandard.com.hk/breaking-news.php?id=90857">http://www.thestandard.com.hk/breaking-news.php?id=90857</a>
Canada	Thailand	07.07.2017	<a href="https://centreforaviation.com/news/expanded-air-transport-agreement-with-thailand-to-provide-more-travel-options-for-canadians-690743">https://centreforaviation.com/news/expanded-air-transport-agreement-with-thailand-to-provide-more-travel-options-for-canadians-690743</a>
Singapore	Armenia	14.07.2017	<a href="http://www.channelnewsasia.com/news/business/singapore-signs-open-skies-agreement-with-armenia-9031506">http://www.channelnewsasia.com/news/business/singapore-signs-open-skies-agreement-with-armenia-9031506</a>
Thailand	Australia	03.08.2017	<a href="http://gazette.com/thailand-australia/article/feed/481443">http://gazette.com/thailand-australia/article/feed/481443</a>
Barbados	Chile	25.08.2017	<a href="https://www.barbadosadvocate.com/news/barbados-chile-strengthen-ties">https://www.barbadosadvocate.com/news/barbados-chile-strengthen-ties</a>
Russian Federation	Kazakhstan	05.09.2017	<a href="http://www.rusaviainsider.com/russia-kazakhstan-increase-bilateral-frequencies-designate-carriers/">http://www.rusaviainsider.com/russia-kazakhstan-increase-bilateral-frequencies-designate-carriers/</a>
Brazil	China	13.09.2017	<a href="https://centreforaviation.com/news/brazil-anac-anac-e-autoridade-de-aviaco-civil-chinesa-assinam-acordo-para-ampliar-servicos-aereos-714656">https://centreforaviation.com/news/brazil-anac-anac-e-autoridade-de-aviaco-civil-chinesa-assinam-acordo-para-ampliar-servicos-aereos-714656</a>
Mauritius	Portugal	14.09.2017	<a href="http://allafrica.com/stories/201709140878.html">http://allafrica.com/stories/201709140878.html</a>
India	Japan	14.09.2017	<a href="http://www.newindianexpress.com/business/2017/sep/14/india-japan-sign-open-sky-agreement-allowing-unlimited-flight-service-1657281.html">http://www.newindianexpress.com/business/2017/sep/14/india-japan-sign-open-sky-agreement-allowing-unlimited-flight-service-1657281.html</a>
Singapore	Hungary	28.09.2017	<a href="http://sbr.com.sg/aviation/news/singapore-hungary-ink-air-transport-deal">http://sbr.com.sg/aviation/news/singapore-hungary-ink-air-transport-deal</a>

Source: WTO Secretariat.

### Box 4.1 Trade in Services and Connectivity

Services trade policies can play a fundamental role in addressing the difficulties faced by a number of countries in connecting to the international trading system, thereby reducing economic isolation. Indeed, well-functioning services markets are central to advancing both physical and digital connectivity. Services help connect economies to the international trading system and the global trading system through four main channels.

1. Services provide the basic infrastructure on which trade in goods relies. A diverse range of services are necessary to bring final goods from their production site to consumers across borders. The more expensive or inadequate the underlying services, the harder it is to trade goods.
2. Services are key enablers of global value chains (GVCs), which now play a preponderant role in connecting economies through trade. Services permit the coordination of GVCs, but also provide increasingly significant inputs to the production of goods. Efficient services are thus essential for industrialization and trade.
3. Services are key enablers of the digital supply of services and the functioning of e-commerce more generally. Telecommunication and IT services can have a transformational impact on economic development. They provide the basic infrastructure that allows for a range of services to be provided digitally and for goods to be offered and purchased online.
4. Services supplied online enhance connectivity by providing developing countries with new export opportunities. Their share of world services trade has increased and a number of developing countries have experienced the most rapid export growth in certain services segments.

Services policies play a fundamental role in connecting countries. When trade-facilitating, they promote connectivity. When trade-restrictive, they tend to limit it. Services trade costs are much higher on average than for trade in goods, and barriers to trade in services contribute significantly to such costs. Existing evidence shows that barriers to trade in services are relatively high and widespread. Sectors essential to physical connectivity (e.g. transport) and digital connectivity (e.g. telecommunications) face trade restrictions in a number of countries.

Recent research has found that services trade policies can limit – or enhance – connectivity in different ways. Services sectors facing lower trade costs – themselves associated in part with lower services barriers – have been found to have higher productivity growth. Restrictive services policies limit physical connectivity. For example, policy restrictions in the road transport sector increase the price of trucking services and raise trade costs, especially for landlocked countries. Services trade restrictions also negatively affect foreign investment, as well as the export of manufactured products.

Further, countries that have introduced quality regulation – including allowing competition – have had greater success than others in developing their digital economy. Such regulatory settings are key to driving investment in information and communications technology (ICT) and uptake. Over the past 25 years, the regulation of the telecommunication sector has undergone fundamental transformations, as the large majority of countries has moved from monopolies to regulatory environments encouraging effective competition, with lower barriers to entry and often privatized state-owned incumbents. Competition in the telecommunications sector has reduced prices and increased penetration levels. As reported by the UN Broadband Commission, a study of 165 countries between 2001 and 2012 showed that competitive markets had mobile broadband penetration levels that were 26.5% higher than those countries without competitive markets. Many studies have also found that this change in policy approach has been associated with enhanced affordability, as well as higher quality and greater diversity of telecommunication services. Accordingly, adequate services trade policies in the telecommunication sector, supported by appropriate regulatory frameworks, figure as key building blocks to develop quality infrastructure and help reduce the digital divide, and consequently provide a platform to take advantage of digital opportunities.

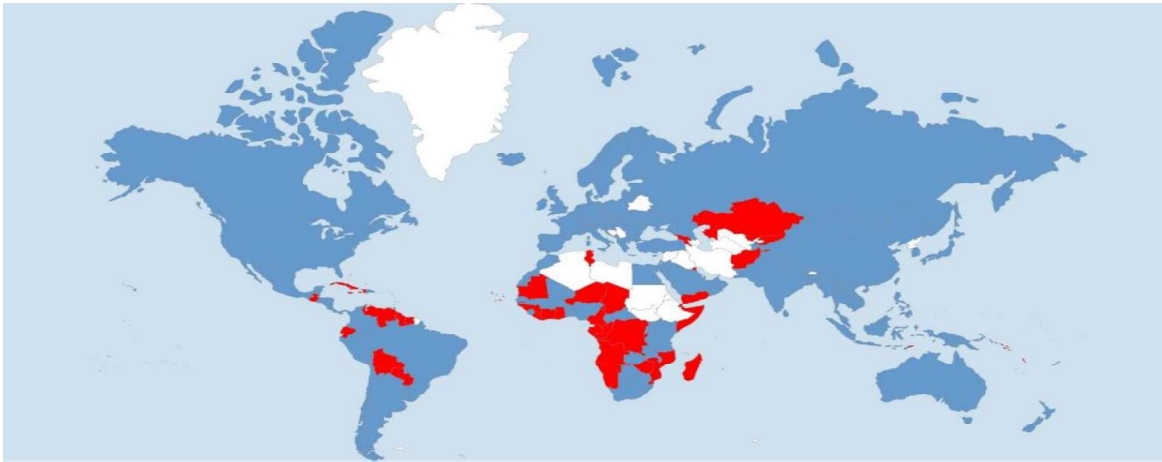
Source: WTO Secretariat on the basis of Chapter 4 in WTO & OECD, "Aid for Trade at a Glance 2017".

## 5 POLICY DEVELOPMENTS IN TRADE AND INTELLECTUAL PROPERTY

5.1. The entry into force of the Protocol Amending the TRIPS Agreement, on 23 January 2017, was an important milestone in the period under review. It marked the first amendment to a multilateral trade agreement, since the creation of the WTO in 1995. The Protocol follows the 2005 Decision<sup>116</sup> to amend the TRIPS Agreement in order to address public health needs of developing and least-developed country Members.

5.2. The Amended TRIPS Agreement applies to all Members who have accepted the Protocol<sup>117</sup>, thirteen of which did so during the review period. The Decision of 2003<sup>118</sup> continues to apply for those Members who are yet to accept the Protocol. The map, below, shows Members that have accepted the Protocol in blue and those that have not in red:

### Acceptance of the Amendment to the TRIPS Agreement



Source: WTO Secretariat.

5.3. The relation between intellectual property (IP) and trade was further strengthened, as evidenced by the entry into force of laws clearly linked to trade in goods and services, such as the Swissness Legislation and the domestic implementation of the Canada-EU Comprehensive Economic and Trade Agreement (CETA), as well as the development of national policies aimed at streamlining IP into the economy, described in Box 5.1. Technological innovation and the need to protect and enforce intellectual property rights in the digital economy are consolidating the importance of IP for trade and economic development and diversification.

### Box 5.1 Examples of IP Policy Initiatives

#### **Canada – Comprehensive Economic and Trade Agreement (CETA) Canada-European Union<sup>a</sup>**

As a result of the implementation of CETA, the following steps were taken in September 2017:

- The Patent Act was amended to include the issuance and administration of certificates of supplementary protection (CSP). This regime provides additional protection from the date of the expiry of the eligible pharmaceutical patent, based on the first authorization for sale of a drug containing a new medicinal ingredient or combination of medicinal ingredients. This new protection is intended to partly compensate for time spent in research and obtaining marketing authorization; and provides patent-like rights in respect of drugs containing the same medicinal ingredient or combination.
- The system for the protection of geographical indications was expanded beyond wines and spirits to also cover agricultural products and foods.
- The Patented Medicines (Notice of Compliance) Regulations, which establish Canada's patent linkage regime, were amended to replace summary prohibition proceedings with full actions to determine patent

<sup>116</sup> Document WT/L/641.

<sup>117</sup> Viewed at: [https://www.wto.org/english/tratop\\_e/trips\\_e/amendment\\_e.htm](https://www.wto.org/english/tratop_e/trips_e/amendment_e.htm).

<sup>118</sup> Document WT/L/540 and its Corr.1.

validity and infringement. Thus, all litigants under the Regulations have an equivalent and effective right of appeal; and the costly and inefficient practice of 'dual litigation', whereby a patent could be separately litigated under both the Regulations and the Patent Act, was eliminated.

#### **China – Implementation of "Sword Net 2017"<sup>a</sup>**

"Sword Net 2017" is a special action to fight against online infringement and piracy, launched in July 2017. It is designed to strengthen the copyright protection of the press, publication, film and TV industries in the digital environment; and rectify the copyright order of e-business platforms and application stores. The objectives pursued are to consolidate the achievements of copyright administration in online literature, music, cloud storage and advertising alliances; strengthen the primary responsibility that the internet companies should assume; and maintain a good online copyright order.

#### **South Africa's IP National Policy – Recent Developments<sup>c</sup>**

A National IP Policy is being developed with the objective of ensuring a coordinated and balanced approach to provide effective protection of IPRs and, at the same time, respond to the country's socio-economic dynamics and developmental objectives. The Draft IP National Policy Phase 1 was published in September 2017 for public comment. The objectives of the Policy are to: (i) consider the development dynamics of the country and improve the way IP supports small institutions and vulnerable individuals in society, including in the domain of public health; (ii) nurture and promote a culture of innovation, by enabling creators and inventors to reach their full potential and contribute towards improving the competitiveness of industries; (iii) promote arts and culture; and (iv) solidify various international obligations, such as the Convention on Biological Diversity and the Nagoya Protocol on Access to Genetic Resources and the Fair and Equitable Sharing of Benefits Arising from their Utilisation.<sup>d</sup>

<sup>a</sup> Submission by Canada for the WTO Trade Monitoring Report.

<sup>b</sup> Submission by China for the WTO Trade Monitoring Report.

<sup>c</sup> Submission by South Africa for the WTO Trade Monitoring Report.

<sup>d</sup> As seen in: [http://www.dti.gov.za/gazettes/IP\\_Policy.pdf](http://www.dti.gov.za/gazettes/IP_Policy.pdf)

Source: WTO Secretariat.

5.4. The network of bilateral and regional trade agreements that contain specific IP provisions continues to expand. The WTO RTA Database currently contains 151 RTAs that incorporate substantive IP-related provisions, including for example, on: copyright and related rights; trademarks, geographical indications; industrial designs; patents; undisclosed information; layout designs of integrated circuits; new plant varieties; enforcement measures applied at the border or covering the online environment; examination and administration of industrial property rights; the scope of rights accorded to IP holders; and the substantive standards defining the eligibility for protection of certain forms of IP subject matter. IP Chapters in RTAs continue to evolve and cover substantive standards for protection in areas not addressed by the TRIPS Agreement, such as traditional knowledge, biodiversity, domain names, encrypted satellite signals, liability of internet service providers, as well as cooperation mechanisms between the parties to the agreement. WTO Members are actively negotiating agreements that contain sophisticated IP provisions and also cover e-commerce, investment and provide for competition policy measures that may have implications for the IP system.

### **TRIPS Council**

5.5. During the review period, the TRIPS Council met five times: in November 2016 and in January, March, June and October 2017. The January 2017 session was a high-level meeting dedicated to the entry into force of the Protocol Amending the TRIPS Agreement. Members welcomed the entry into force and encouraged those Members that had not yet accepted the Amendment to do so, as soon as possible. Members also highlighted the need to share practical experiences on the effective implementation of the Amendment to foster access to affordable medicines

5.6. At the November 2016 and March 2017 meetings, Members exchanged views on the "United Nations High Level Panel Report on Access to Medicines".<sup>119</sup> Some Members referenced the recommendations in this Report, including making full use of TRIPS flexibilities, while others highlighted the need for a coherent and holistic approach recognizing the role of intellectual property rights in the development of new medicines. Additionally, Members acknowledged the

<sup>119</sup> Viewed at: <http://www.unsgaccessmeds.org/final-report/>

need to focus work on how to effectively implement the mechanism established by the Protocol Amending the TRIPS Agreement.

5.7. Debate continued on the possibility of non-violation and situation complaints under the TRIPS Agreement, as per the directions of the 10<sup>th</sup> Ministerial Conference<sup>120</sup> and Article 63.3 of the Agreement itself. Members expressed their long-standing positions and also discussed the need to engage in factual analysis and work towards a permanent solution.

5.8. Members also discussed the Work Programme on Electronic Commerce, at the request of Canada<sup>121</sup>; as well as Brazil and other co-sponsors.<sup>122</sup> Members highlighted the importance of IP in e-commerce and its benefits for innovative technologies, ideas and business models, including its role in trade and development. Some Members expressed support for focused e-commerce discussions on the protection of copyrights and related rights, trademarks and access to technology.

5.9. The TRIPS Council has always given importance to the work on transparency. During the review period, 21 Members<sup>123</sup> notified legislative measures under Article 63.2. Some of these measures were briefly introduced during the meetings which provided insights into recent legislative changes in the areas, for instance, of: copyrights and related rights; trademarks; use of country brands; geographical indications; protection of specific agricultural, forestry and fishery products; industrial designs and models; patents; compulsory licences; trade secrets; integrated circuits; plant variety protection; anticompetitive practices; enforcement; as well as procedural IP registration updates such as fees and electronic filing and accession to WIPO Treaties.

5.10. At the November 2016 meeting, the European Union and the United States introduced their new legislation to protect trade secrets. The European Union highlighted the important role of trade secrets to protect the exchange of knowledge between businesses, in particular SMEs and research institutions. The Directive, adopted in June 2016, harmonized the protection of trade secrets within the European Union, while making sure that fundamental rights, including freedom of speech and mobility of workers, were preserved. The United States noted that the protection of trade secrets was essential to foster innovation and promote economic growth. The 2016 Defend Trade Secrets Act provided businesses with a uniform, reliable, and predictable way to protect their trade secrets anywhere in the country. This was complemented by brief overviews of the relevant legislation in Canada, Japan, New Zealand and Chinese Taipei.<sup>124</sup>

5.11. Regarding the review of Article 24.2, El Salvador and Switzerland shared information on their systems for the protection of geographical indications, which had led them to prepare and update their respective checklists. In the run-up to the TRIPS Council meeting in October 2017, India submitted questions to the European Union on enforcement of intellectual property rights with regard to goods in transit.<sup>125</sup> Additionally, during the period under review, the TRIPS Council concluded its review of the implementing legislation submitted by St. Kitts and Nevis, Seychelles and Kazakhstan.

5.12. Members continued to share their experiences on the relation between intellectual property and innovation. They engaged in a constructive discussion on regional innovation models; national and regional experiences to strengthen collaboration between micro, small and medium enterprises (MSMEs) and other companies, universities and government entities; the role of IP in the growth and success of MSMEs; inclusive innovation and MSMEs' trade. In June 2017, Members also started the discussion on IP and the public interest, which revolved around the use of compulsory licences.

---

<sup>120</sup> Documents WT/MIN/(15)/41 and WT/L/976.

<sup>121</sup> Document IP/C/W/613/Add.1.

<sup>122</sup> Documents JOB/IP/19 to JOB/IP/22.

<sup>123</sup> Bahrain, Kingdom of; Brunei Darussalam; Canada; China; Croatia; Ecuador; the European Union; Gabon; Greece; Japan; Hong Kong, China; India; Liberia; Madagascar; Mexico; Moldova, Republic of; Montenegro; Norway; Switzerland; Chinese Taipei; and the Former Yugoslav Republic of Macedonia.

<sup>124</sup> Document IP/C/M/83/Add.1.

<sup>125</sup> Document IP/C/W/636.



**TRIPS-related Discussions in Trade Policy Reviews**

5.13. During the review period, the Trade Policy Reviews of 18 Members<sup>126</sup> took place. These reviews included discussions on a wide range of intellectual property issues with bearing on trade policy. In particular the discussion touched upon exhaustion regimes, copyrights and related rights, copyright protection in the digital environment, statutory licences, collective management, royalty rate determination, trademarks, protection of well-known and service marks, certification marks, geographical indications, opposition procedures, implementation of standard essential patents, patent quality, compulsory licences, data exclusivity, linkage to the regulatory regime, use and validity of supplementary protection certificates, utility models, protection of undisclosed information and trade secrets, plant variety protection, anticompetitive practices, enforcement measures online and at the border, *ex officio* border procedures, application of enforcement measures to goods in transit, adjudication procedures, judicial review of administrative decisions, appeal mechanisms, national IP strategies, procedural innovations in the granting of intellectual property rights, implications of rulings by the Court of Justice of the European Union, and ratification of WIPO Treaties. In some discussions, the absence of notifications to the TRIPS Council was flagged.

---

<sup>126</sup> Democratic Republic of the Congo, Sri Lanka, Guatemala, Salomon Islands, United States, Sierra Leone, Japan, Mexico, Belize, Mozambique, Switzerland/Liechtenstein, Nigeria, European Union, Brazil, Jamaica, Paraguay and Iceland.

## 6 TRANSPARENCY OF TRADE POLICIES

### Notifications and Surveillance in WTO Councils and Committees<sup>127</sup>

6.1. This Section provides an overview of the compliance and timeliness of Members' notifications to the WTO. Transparency in trade and in trade policy-making is fundamental for allowing economic agents make informed decisions and this, in turn, permits markets to operate more efficiently. Notifications are the primary instrument for ensuring transparency in the multilateral trading system. They are submitted by each Member and reviewed by the relevant bodies of the WTO. The importance attached by governments to this issue explains the very elaborate system of notifications and cross-notifications put in place under the terms of most Agreements.

6.2. The overview of the compliance and timeliness of Members' notifications to the WTO clearly illustrates that, with a few exceptions, compliance with notification requirements of the various WTO Agreements leaves much to be improved. Transparency and predictability are the first casualties of this situation as information of the existence and true cost of specific policies elude policy-maker and traders.

6.3. The lack of compliance with notification obligations across WTO bodies is problematic because it undermines individual agreements and more generally the operation of the multilateral trading system. There are several reasons for the low compliance with many notification requirements and an important one relates to the lack of capacity of many WTO Members. This lack of capacity, as well as other reasons behind the poor compliance must be addressed collectively by the WTO membership.

### Anti-Dumping

6.4. Pursuant to Article 16.4 of the Agreement on the Implementation of Article VI of GATT 1994 ("the Anti-Dumping Agreement"), all Members are required to submit to the Committee on Anti-Dumping Practices, on a semi-annual basis, reports of any anti-dumping actions taken within the preceding six months, using an agreed standard form. Members that have not established an authority competent to conduct anti-dumping investigations have the option to make a one-time "nil" notification, valid unless and until they establish an investigating authority, in lieu of submitting nil notifications each six months.

6.5. Some 53 Members (counting the European Union and its member States as one) regularly submit semi-annual reports, either of anti-dumping actions taken, or of no actions having been taken, during the preceding six months. Forty-seven Members have submitted one-time nil notifications. The remaining 36 Members generally fail to submit semi-annual reports in respect of anti-dumping actions. It should be noted that few, if any, of these non-notifiers are likely to have taken anti-dumping actions.

### Subsidies and Countervailing Measures

6.6. The trends in the status of compliance with the obligation to notify subsidies to the Committee on Subsidies and Countervailing Measures under Article 25.1 during the period 1995-2017 are shown in Table 6.1. Subsidy notifications are required every two years and the most recent notifications were due on 30 June 2017. Further notifications for this period are expected to be received. The share of Members that have notified subsidies has remained between 38% and 50% between 1995 and 2015.<sup>128</sup> The share of Members that made a "nil" notification fell significantly over the same period. Excluding 1995 and 2017, the share of Members making the required notifications has not exceeded 70%, and generally has hovered around 59%. Conversely, the share of Members not making any notification registered a substantial increase since 1995, from 27% to 48%, albeit with some intervening fluctuations.

<sup>127</sup> Notifications in the SPS and TBT Committees are dealt with in Sections 3.3 and 3.4 of this Report.

<sup>128</sup> For purposes of this Section, the European Union is counted as one Member.

**Table 6.1 Status of subsidy notifications**

New and full subsidy notification	1995	1998	2001	2003	2005	2007	2009	2011	2013	2015	2017
	% share of total										
Members that notified subsidies	50	38	43	44	46	47	46	45	45	40	27
Members that made a "nil" notification	25	16	15	14	13	11	17	20	18	14	7
Sub-total notifying Members	75	54	59	58	59	58	63	65	63	54	34
Members that did not make any notification	25	46	41	42	41	42	37	35	38	48	66

Source: WTO Secretariat.

6.7. Pursuant to Article 25.11 of the Agreement on Subsidies and Countervailing Measures, all Members are required to submit to the Committee on Subsidies and Countervailing Measures, on a semi-annual basis, reports of any countervailing duty actions taken within the preceding six months using an agreed standard form. Members that have not established an authority competent to conduct countervailing duty investigations have the option to make a one-time "nil" notification, valid unless and until they establish an investigating authority, in lieu of submitting nil notifications each six months.

6.8. Some 52 Members (counting the European Union and its member States as one) regularly submit semi-annual reports, either of countervailing duty actions taken, or of no actions having been taken, during the preceding six months. Thirty-nine Members have submitted one-time nil notifications. The remaining (approximately 45) Members generally fail to submit semi-annual reports in respect of countervailing duty actions. It should be noted that few, if any, of these non-notifiers is likely to have taken countervailing actions.

### State Trading Enterprises

6.9. Notifications related to state trading enterprises are reviewed by the Working Party on State Trading Enterprises on behalf of the CTG. In July 2012, the Council agreed to extend indefinitely the new biannual frequency of new and full notifications. Thus, all WTO Members must notify their state trading enterprises every two years, with no updating notifications in the intervening years.

6.10. Table 6.2 presents notifications received for the years in which a new and full notification was due. The table shows a declining trend in total notifications over the period examined, which has accentuated over the past few years. Although it is likely that additional notifications will be received for more recent periods, it remains clear that compliance with this notification requirement has been deteriorating.

**Table 6.2 Status of subsidy notifications<sup>a</sup>**

New and full STE notification	% share									
	1995	1998	2001	2004	2006	2008	2010	2012	2014	2016
Members submitting notifications (including "nil" notifications)	67	54	55	50	48	49	49	43	40	33

a As at 16 October 2017.

Source: WTO Secretariat.

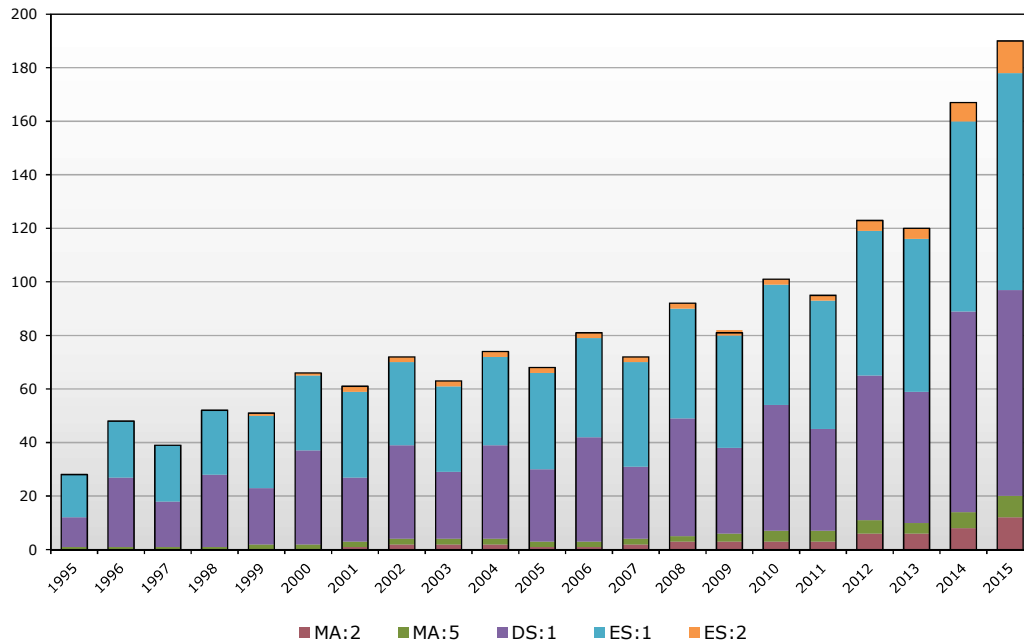
### Agriculture

6.11. The CoA continued its review of the implementation of Members' commitments under the Agreement. Timely and complete notifications are fundamental for effective monitoring of the

implementation of commitments. Twelve distinct notification requirements are applicable in the domain of agriculture covering the following areas: market access, domestic support, export subsidies, export prohibitions or restrictions and the follow-up to the Marrakesh NFIDC Decision. The applicability of a notification requirement to a Member is largely dependent on its specific commitments under the AoA. Out of the 12 notification requirements, the following 5 are "regular" or "annual" notification requirements: (i) imports under tariff and other quotas (MA:2), (ii) special safeguards (MA:5), (iii) domestic support (DS:1), (iv) export subsidies (ES:1) and (v) total exports (ES:2). Annual notifications are required to be submitted no later than a certain number of days following the end of the year in question, in accordance with the deadlines set out in document G/AG/2.

6.12. For the period 1995-2015, there are a total of 1,744 outstanding regular notifications.<sup>129,130</sup> Out of the five annual notification requirements, Domestic Support (DS:1) and Export Subsidy (ES:1) notifications have the highest number of outstanding notifications, as seen in Chart 6.1 and frequently constitute the majority of pending notifications in every year since 1995. Members' outstanding notifications of imports under tariff and other quotas (MA:2), special safeguards (MA:5) and notification of total exports (ES:2) is much lower. It should be noted, however, that domestic support and export subsidy notifications must be submitted by the whole Membership, whereas, in the other areas the obligation to notify will depend upon each Members' commitments.

**Chart 6.1 Total outstanding notifications per type of notification requirement per year (1995-2015)**



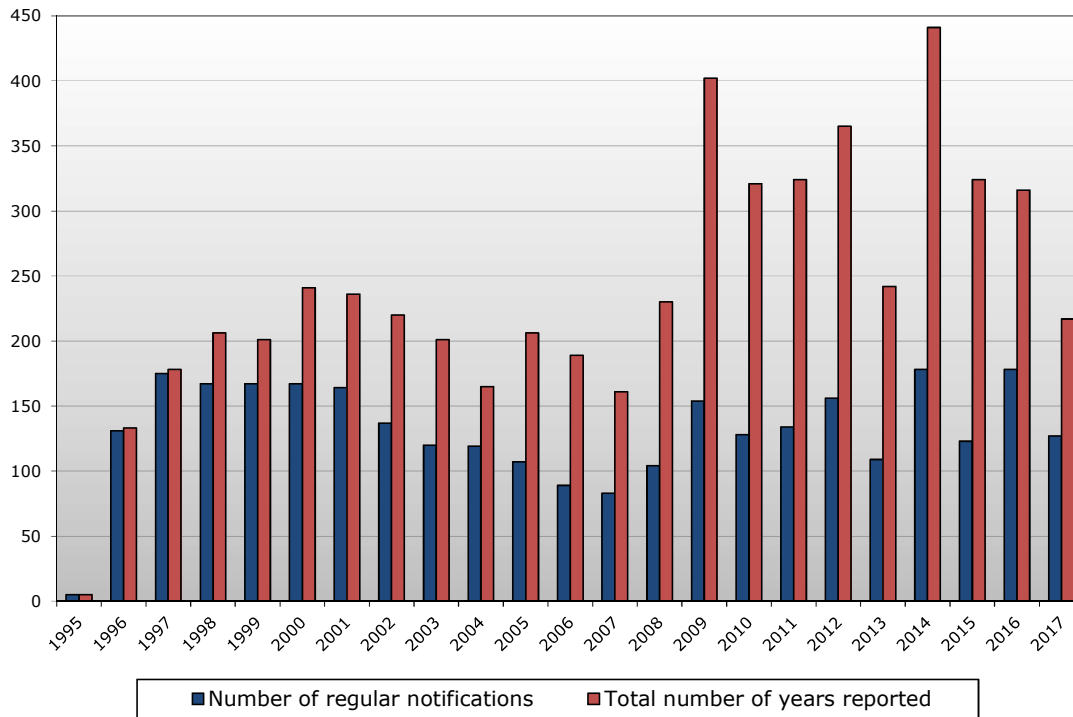
Note: MA:2 - Imports under tariff and other quotas, MA:5 - Special safeguards, DS:1 - Domestic support, ES:1 - Export subsidies, ES:2 - Total exports.

Source: WTO Secretariat.

6.13. While a large number of outstanding notifications remain, there has been a concerted effort by Members to bring their notifications up-to-date, as can be seen in Chart 6.2, where notifications reporting more than one year (which might include the required year and/or any pending previous years) have been increasingly submitted by Members. Since 2009 onwards, the average number of years reported per notification has fluctuated between two and three.

<sup>129</sup> "Ad hoc" notification obligations applicable only upon maintenance of a specific measure (e.g. Table ER:1 required upon the application of export restrictions) as well as the annual notifications where it was not possible to determine a priori whether the concerned notification requirement would be applicable (e.g. Table NF:1 applicable to donor Members only) are excluded.

<sup>130</sup> Compliance with notification obligations – Note by the WTO Secretariat (G/AG/GEN/86/Rev.29).

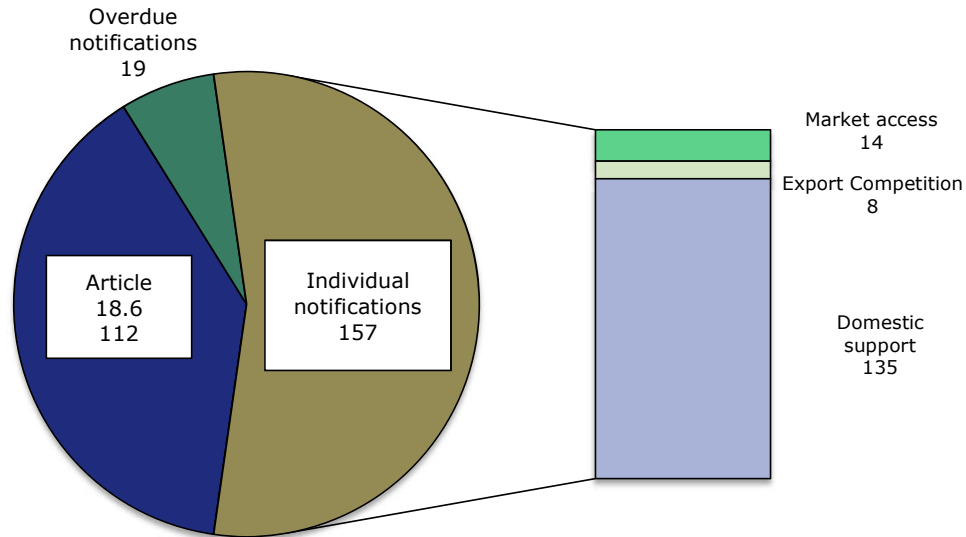
**Chart 6.2 Number of regular agriculture notifications and years reported (1995-2017<sup>a</sup>)**

a Until 5 October 2017.

Note: The total number of years reported might include the required year and/or any pending previous year(s). For example, in 2009 Mexico submitted one MA:2 notification reporting in-quota imports for eight years (2000-2007). For the purpose of this table, this means that Mexico reported eight implementation years.

Source: WTO Secretariat (G/AG/GEN/86/Rev.29).

6.14. From 15 October 2016 to 10 October 2017, Members submitted 211 notifications, (including addenda and corrigenda). A total of 157 questions were posed during the November 2016, March and June 2017 CoA meetings concerning these and previously submitted notifications. As seen in Chart 6.3, during the review period the majority of questions raised related to domestic support notifications (86%). In particular, domestic support notifications by United States, European Union and Russian Federation attracted a considerable number of questions. In addition, 19 questions were raised concerning the lack of notifications from Egypt, European Union, India, Indonesia, Nigeria, Thailand and Turkey.

**Chart 6.3 Number of questions raised per section (mid-Oct. 2016 – mid-Oct. 2017<sup>a</sup>)**

a Questions raised in the CoA meetings in November 2016, March and June 2017.

Source: WTO Secretariat.

6.15. The Committee held its second annual dedicated discussion in the field of export competition at the June 2017 CoA meeting, further to the Nairobi Ministerial Decisions. The discussion was held on the basis of the Secretariat's background document.<sup>131</sup> The background document was based on the answers to a questionnaire sent to Members, and relevant information from export subsidy (ES:1) and food aid (ES:3) notifications and notifications to the Working Party on State Trading Enterprises. In the context of the discussion, four Members posed questions to 14 Members regarding their policies in the area of export subsidies; export credits, export credit guarantees or insurance programmes; agricultural exporting State Trading Enterprises; and international food aid (Table 6.3).<sup>132</sup> A number of these questions requested clarification from Members on how they intended to ensure compliance of their policies with the relevant provisions of the Nairobi Decision on Export Competition.<sup>133</sup> Additionally, at the November 2016 and March 2017 CoA meetings, Chile posed a question to New Zealand on the implementation of the Ministerial Decision on Export Competition.<sup>134</sup>

**Table 6.3 Questions at the CoA annual dedicated discussion on export competition, June 2017**

ID number	Question answered by	Question raised by	Areas
84065, 84114	Argentina	European Union, United States	Export subsidies; export credits, export credit guarantees or insurance programmes.
84066, 84115	Australia	European Union, United States	Agricultural exporting state trading enterprises; export credits, export credit guarantees or insurance programmes.
84116	Brazil	United States	Export credits, export credit guarantees or insurance programmes.
84067, 84006, 84117, 84121	Canada	European Union, New Zealand, United States	Export subsidies; export credits, export credit guarantees or insurance programmes; international food aid.

<sup>131</sup> Document G/AG/W/125/Rev.6 and addenda.

<sup>132</sup> Document G/AG/W/166.

<sup>133</sup> Document WT/MIN(15)/45.

<sup>134</sup> Documents G/AG/W/159 (ID 82065) and G/AG/W/160 (ID 83037).

ID number	Question answered by	Question raised by	Areas
84070, 84118	China	European Union, United States	Export subsidies; export credits, export credit guarantees or insurance programmes.
84119, 84122	European Union	United States	Export credits, export credit guarantees or insurance programmes; international food aid.
84005	Iceland	New Zealand	Export subsidies.
84120	India	United States	Export credits, export credit guarantees or insurance programmes.
84004	Israel	New Zealand	Export subsidies.
84123	Japan	China	International food aid.
84069	New Zealand	European Union	Export subsidies; Agricultural exporting state trading enterprises.
84003	Norway	New Zealand	Export subsidies.
84002	Switzerland	New Zealand	Export subsidies.
84124, 84068, 84001	United States	China, European Union, New Zealand	International food aid; export subsidies.

Source: WTO Secretariat.

### Quantitative Restrictions (QRs)

6.16. The notification of quantitative restrictions (QRs) to the Market Access Committee is an obligation established by the 2012 Decision on Notification Procedures for Quantitative Restrictions (G/L/59/Rev.1). The Decision requires Members, every two years, to notify the WTO Secretariat of the QRs they have in force, as well as any changes in the interim. As of 2 October 2017, a total of 33 Members had submitted notifications of QRs in force. The number of notifications for each biennial period is provided in Table 6.4.

6.17. The Decision on Reverse Notification of Non-Tariff Measures (G/L/60) gives Members the possibility of making reverse notifications of non-tariff measures imposed by another Member, subject to certain conditions. Only one notification has been made since the adoption of the Decision in 1995.

**Table 6.4 Notification procedures for QRs**

No.	Notification requirement	Total number of notifications received as of 2 October 2017, by biennial period
1	QRs in force (regular notification)	2012-14: 27 notifications from 22 Members. 2014-16: 30 notifications from 27 Members. 2016-18: 16 notifications from 16 Members.
2	Changes to the QRs maintained ( <i>ad hoc</i> ), or introduction of new QRs	2012-14: two Members notified the WTO Secretariat of changes made to their existing QRs. 2014-16: one Member notified the WTO Secretariat of changes made to its existing QRs. 2016-18: no Member has notified the WTO Secretariat of any changes.
3	QRs maintained by other Members ( <i>reverse notification</i> )	No Member has given notification.
4	Non-tariff measures maintained by other Members ( <i>reverse notification</i> )	No Member has given notification.

Source: WTO Secretariat.

### Import Licensing

6.18. Notification requirements in the area of import licensing procedures result from the WTO Agreement on Import Licensing Procedures and are complemented by the "Procedures for Notification and Review under the Agreement on Import Licensing Procedures" adopted by the Committee on Import Licensing in 1995 (G/LIC/3) and the "Understanding on Procedures for the

Review of Notifications submitted under the Agreement on Import Licensing Procedures" adopted on 23 October 1996 (G/LIC/4). The notification requirements are described in Table 6.5.

**Table 6.5 Notification procedures for import licensing**

No.	Notification requirement	Established in:	Type	Notification Category
1	Submission of full texts of relevant laws and regulations and any changes thereto	Article 8.2(b) of the Agreement; G/LIC/3	<i>One-off and ad hoc</i>	N/1
2	Sources in which information concerning import licensing procedures are published	Article 1.4(a) of the Agreement; G/LIC/3	<i>One-off and ad hoc</i>	N/1
3	New import licensing procedures and changes to existing procedures	Article 5 of the Agreement	<i>Ad hoc</i>	N/2
4	Reply to the Questionnaire on Import Licensing Procedures	Article 7.3 of the Agreement; G/LIC/2	Annual, by 30 September each year	N/3

Source: WTO Secretariat.

6.19. The N/1 notification requires a WTO Member to notify all relevant laws and regulations with regard to import licensing procedures as well as identify the source/publications containing such information. It contains both a one-off element (notification of existing laws and regulations and source/publications) and an ad hoc element (changes to laws and regulations thereafter). In theory, a WTO Member should have at least one N/1 submission, providing its laws and regulations on import licensing and indicating that its Government does not maintain any import licensing regime.

6.20. The N/2 notification is an obligation for Members to notify new licensing procedures or changes being made to existing procedures. It is ad hoc in nature and only due when specific circumstances occur. The N/3 notification requires Members to reply to a Questionnaire describing all import licensing procedures in place by 30 September every year.

6.21. As of 3 October 2017, 16 Members have not yet submitted any notification under any provision of the Agreement since joining the WTO. 26 Members have not yet submitted notifications regarding domestic import licensing-related laws and regulations and 24 Members have never submitted any Replies to the Annual Questionnaire under Article 7.3.

6.22. During the review period, as of 3 October 2017, 66 new notifications under the Agreement on Import Licensing have been received and circulated by the Secretariat. Of these, 13 N/1 notifications are from the following 11 Members: Brunei Darussalam; European Union; Kazakhstan; Mauritius; Republic of Moldova; South Africa; Switzerland; Chinese Taipei; Thailand; Ukraine and United States.

6.23. The Committee also reviewed, 22 N/2 notifications relating to the institution of new import licensing procedures or changes in these procedures from 11 Members: Argentina; European Union; Hong Kong, China; Indonesia; Korea, Rep. of; Malawi; Malaysia; Paraguay; Philippines; Togo and Ukraine. The Committee reviewed also 31 N/3 notifications from 26 Members: Argentina; Australia; Burundi; Cameroon; China; European Union; Hong Kong, China; Gabon; Georgia; Japan; Malawi; Malaysia; Mali; Mauritius; Nicaragua; Panama; Qatar; Saint Lucia; Singapore; South Africa; Switzerland; Chinese Taipei; the former Yugoslav Republic of Macedonia; Togo; Ukraine and United States.

6.24. During the review period, six Members for the first time, submitted notifications to the Committee under various Articles of the Agreement: (i) under Articles 1.4(a)/8.2(b): Brunei Darussalam, Kazakhstan and South Africa; (ii) under Article 5: Philippines and Togo; (iii) under Article 7.3: Gabon. In addition, the following Members updated their N/1 notifications and provided a full list of import licensing-related legislations: Mauritius and the Republic of Moldova.



## Rules of Origin

6.25. The Agreement on Rules of Origin contains two notification obligations, described in Table 6.6. Recent notifications have improved the overall compliance with notification obligations; about 75% of Members have already submitted information about their preferential or non-preferential rules of origin (or the absence thereof).

**Table 6.6 Notification procedures for rules of origin**

No.	Legal source	Notification requirement	Type
1	Article 5 of the Agreement	<u>Non-Preferential Rules of Origin</u> : All Members must submit a notification indicating: if they apply non-preferential rules of origin (informing what the rules are); or if they do not apply any non-preferential rules of origin. Changes to the legislation must also be notified.	One-off
2	Paragraph 4 of Annex II of the Agreement	<u>Preferential Rules of Origin</u> : Members only notify if they adopt new preferential rules of origin or if they make changes to existing preferential rules (e.g. new FTAs or other new trade preferences).	<i>Ad hoc</i>

Source: WTO Secretariat.

6.26. To date, 48 Members have notified the Committee that they have non-preferential origin requirements in place; 55 Members have notified that they do not implement rules of origin for non-preferential purposes; whereas 33 Members have never submitted notifications to the Committee.<sup>135</sup>

6.27. A related development is the Ministerial Decision on Preferential Rules of Origin for LDCs (WT/L/917/Add.1), adopted during the Nairobi Ministerial Conference. The Nairobi Decision builds on the earlier 2013 Ministerial Decision on preferential rules of origin by providing more detailed directions on specific issues, such as methods for determining when a product qualifies as “made in an LDC”, and when inputs from other sources can be “cumulated” — or combined together — into the consideration of origin. The provisions also call on preference-granting Members to consider simplifying requirements related to origin. As part of the efforts to implement the Decision, the Committee on Rules of Origin adopted in 2017 a detailed template for the notification of preferential rules of origin for LDCs. Fifteen preference-granting WTO Members have notified their preferential rules of origin for LDCs using the new template (G/RO/LDC/N document series). Furthermore, document G/RO/W/163/Rev.3 contains a summary of all notifications related to preferential rules of origin for LDCs.

## Customs Valuation

6.28. Notifications in the area of customs valuation stem not only from the Agreement on Customs Valuation itself, but also from a number of Decisions that have been adopted by the Committee on Customs Valuation. There are five main notification requirements (Table 6.7).

**Table 6.7 Notification procedures for customs valuation**

No.	Notification requirement	Established in:	Type
1	Submission of complete texts of national legislation (laws, regulations, etc.)	Decision on the Notification and circulation of national legislation in accordance with Article 22 of the Agreement (G/VAL/5, B.2, paragraph (i))	One-off
2	Changes in laws and regulations on customs valuation	Article 22.2 of the Agreement on Customs Valuation	<i>Ad hoc</i>
3	Responses to the checklist of issues	Decision on the Checklist of Issues (G/VAL/5, B.3)	One-off

<sup>135</sup> The European Union and its member States are counted as one.

No.	Notification requirement	Established in:	Type
4	Decision on interest charges - Date of implementation	Decision on the treatment of interest charges in the customs value of imported goods (G/VAL/5, A.3, last paragraph)	One-off
5	Decision on Carrier Media (software) - Application of paragraph 2	Decision on the valuation of carrier media bearing software for data processing equipment (G/VAL/5, A.4, paragraph 2)	<i>Ad hoc</i>

Source: WTO Secretariat.

6.29. The notification requirements in the area of customs valuation are either one-off or *ad hoc*, which means that different approaches are required to estimate their level of compliance. In addition, any estimate must take into account that the European Union notifies on behalf a group of Members, and that this number has changed several times since the WTO entered into force.

6.30. Taking all these elements into account, the maximum number of one-off notifications as of 12 October 2017 cover 136 Members (counting the European Union and its member States as one). This denominator has been used to estimate the degree of compliance for the following notifications (i) submission of the complete texts of national legislation; (ii) responses to the checklist of issues; and (iii) date of implementation of the Decision on the treatment of interest charges in the customs value of imported goods (Table 6.8).

6.31. Because *ad hoc* notifications are, by definition, only due when specific circumstances occur, there is no maximum number of notifications that can be used to estimate the overall degree of compliance. This is the case of the: (i) changes in laws and regulations on customs valuation; and (ii) application of paragraph 2 of the Decision on Carrier Media (software).

**Table 6.8 Compliance in customs valuation notifications**

No	Notification requirement	Compliance as of 12 October 2017
1	Submission of complete texts of national legislation (laws, regulations, etc.)	Currently, 98 Members have notified their legislation and 38 Members have still to notify. This gives a compliance rate of 72%.
2	Changes in laws and regulations on customs valuation	Since this is an <i>ad hoc</i> type of notification (i.e. a Member is only required to notify if there is a change in its national legislation), it is not possible to assess the level of compliance. Thirty-three Members have notified changes to their national legislation on customs valuation since 1995.
3	Responses to the checklist of issues	Currently, 66 Members have notified responses to the checklist of issues and 70 Members have not yet fulfilled this requirement, giving a compliance rate of 49%.
4	Decision on interest charges - Date of implementation	To date, 48 Members have notified the date from which it will apply the Decision on Interest Charges and 88 Members have still to notify. This gives a compliance rate of 35% .
5	Decision on Carrier Media (software) - Application of paragraph 2	Since this is an <i>ad hoc</i> notification (i.e. a Member is only required to notify if it imports of carrier media bearing data and software are valued as provided for in paragraph 2 of the Decision), it is not possible to assess the level of compliance. To date, 41 Members have made this notification, but it is not possible to know whether there are Members applying the paragraph without having submitted the notification.

Source: WTO Secretariat.

### Preshipment Inspection

6.32. Article 5 of the Agreement on Preshipment Inspection (PSI) provides that Members shall submit to the Secretariat copies of the laws and regulations by which they put the Agreement into force, as well as copies of any other laws and regulations relating to preshipment inspection. Changes in such laws and regulations shall also be notified immediately after their publication. No

Members have submitted notifications relating to PSI to the Committee on Customs Valuation, which is the body responsible for administering the implementation of the PSI agreement, since the last report.

**Table 6.9 Compliance with PSI notifications**

No	Notification requirement	Notifications received in 2016 (up to 12 October 2017)
1	Submission of copies of laws and regulations putting the Agreement into force	No Member
2	Other laws and regulations relating to PSI	No Member
3	Changes in laws and regulations relating to PSI	No Member
4	Absence of laws and regulations on PSI	No Member

Source: WTO Secretariat.

### Integrated Database (IDB)

6.33. The submission of tariff and import information to the Integrated Database (IDB) is a notification requirement under the General Council Decision of 16 July 1997.<sup>136</sup> To overcome gaps in Members' notifications and to reduce delays in providing the information to users the Committee on Market Access adopted in July 2009 a framework to enhance the IDB notifications' compliance. The decision gave the WTO Secretariat flexibility to collect missing information from official sources and, after approval from the Member concerned, to integrate it in the IDB. Therefore, the information included in the IDB is either directly notified to the Secretariat by Members or collected by the Secretariat. These data are disseminated through the online portals: Tariff Analysis Online (TAO) and Tariff Download Facility (TDF).<sup>137</sup>

6.34. The IDB follows a unique pattern, as it is the only notifications' database in the WTO where Members have authorized the Secretariat to proactively collect missing information to assist them in complying with their notification requirements. Since the adoption of the IDB framework decision in 2009, the IDB data coverage has significantly improved. The IDB data collection policy could serve as an example of good practice for other in-house notification requirements, whereby a network of external reliable data providers can be used to ease the notification burden of Members.

6.35. Chart 6.4 and 6.5 present the number of tariff and import notifications received by the IDB, and show the number of notifications directly submitted by Members or collected by the Secretariat.

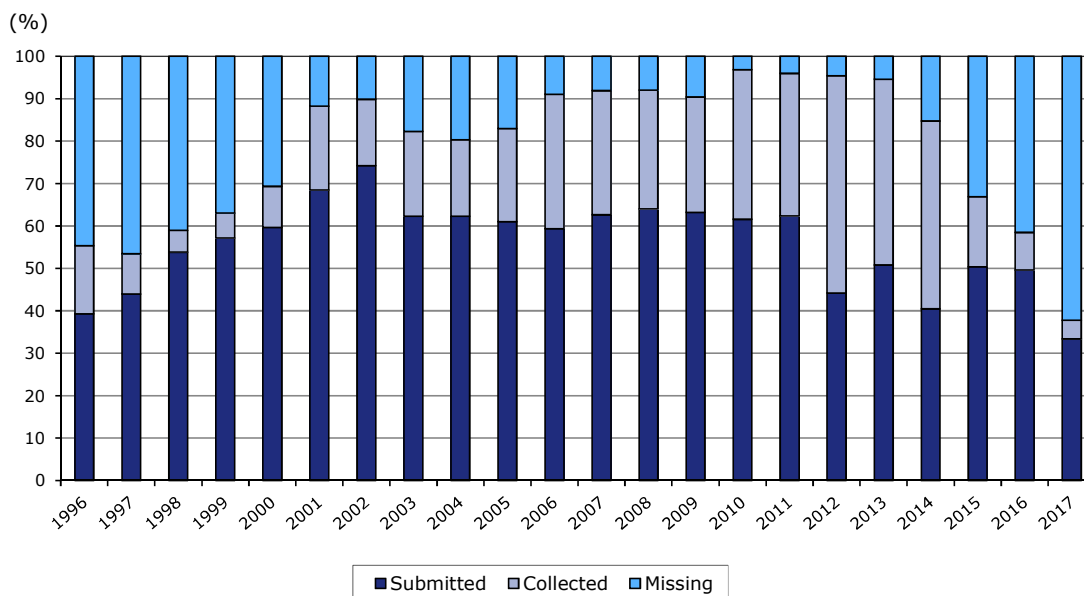
6.36. As at September 2017, the yearly average coverage of IDB notifications was 79% for tariffs and 66% for imports. The highest year coverage for tariffs was in 2010 with 97% complete coverage. For imports, however, it was in 2006 with a data-coverage of 86%. As of the last IDB status of submissions<sup>138</sup>, about 41 Members (31 developing non-LDCs and two LDCs) have complete tariff notifications from the year of their accession up to the year 2016 and 46 Members (33 developing non-LDCs and five LDCs) have fulfilled their imports notification obligations up to 2015. Using these corresponding reference years for tariffs and imports, there are 32 Members which have no outstanding notification obligation to the IDB.

6.37. As shown in Chart 6.4, the IDB tariff coverage was at more than 90% between 2006 and 2013. National submissions have priority over data collected from other sources and when valid, they supersede collected data. The completeness of import data is slightly lower (Chart 6.5) mainly because only a few countries publish detailed import statistics, making the Secretariat's work to find reliable alternative sources of import statistics very challenging. Nonetheless, from 2004 to 2014, more than a quarter of IDB import statistics were collected by the Secretariat.

<sup>136</sup> Document WT/L/225. The deadlines are 30 March for the tariff of the current year and 30 September for imports of the previous year (WTO document G/MA/IDB/1/Rev.1/Add.1, 4 December 1997).

<sup>137</sup> Viewed at: <https://tao.wto.org> and <http://tariffdata.wto.org/>

<sup>138</sup> Document G/MA/IDB/2/Rev.46 of 12 September 2017.

**Chart 6.4 Completeness of IDB tariff notifications<sup>a</sup>**

a Data for 2017 cover January to September.

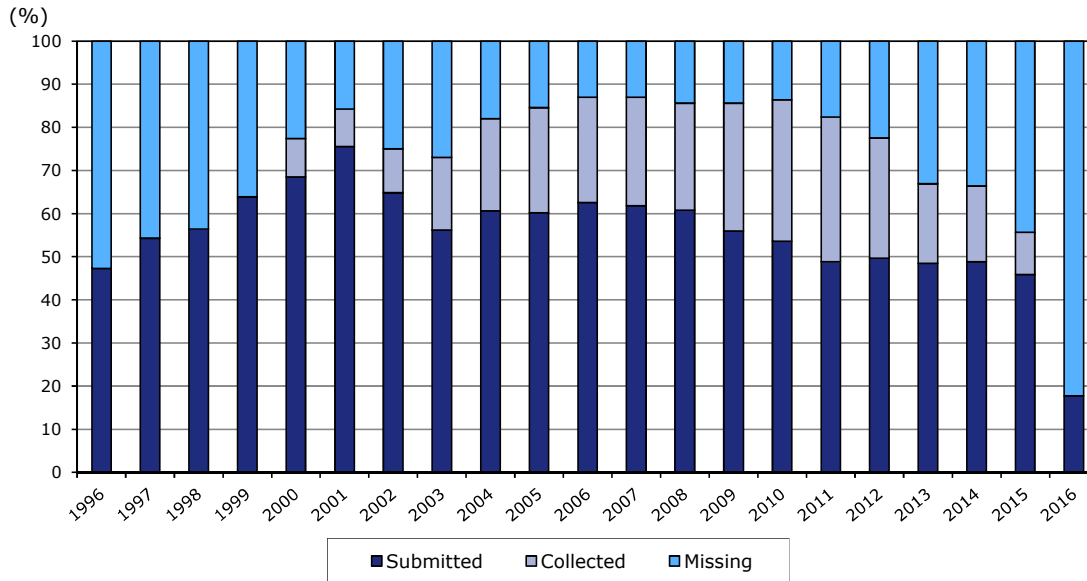
Note: The completeness of notifications is calculated on the number of Members' schedules and not on the number of WTO Members (i.e. European Union member States are included in the European Union schedule and Lichtenstein in Switzerland's schedule).

Source: WTO Secretariat.

6.38. The IDB notifications' timeliness is illustrated in Table 6.10 where the percentage of data available within the years of the deadlines for tariffs and imports is provided since 2000. In cases where a valid submission has been received on time but was replaced or revised at a later date, the initial submission is included in the count of timely notification. The same applies for data collected within the deadline, but eventually replaced either by a notification or by another framework-sourced data.<sup>139</sup> Timeliness has improved across the years especially for tariffs. In 2013, 75% of tariff data were submitted and/or collected on time. For import statistics, timeliness is a bigger issue. The timely notification and/or collection from another source have yielded generally less than half of expected data, except in 2010 when 50% of data were available by the deadline. Hence, on imports, more data awareness measures need to be undertaken by the Secretariat both in terms of proactive data gathering from alternative sources as well as urging Members to make their notifications in a timely manner. One measure that was put in place to address this issue is facilitating data notification through a dynamic, user-friendly and secure internet-based application which became operational during the second quarter of 2016.<sup>140</sup>

<sup>139</sup> The percentage of timely notifications is calculated as for the completeness, i.e. based on the number of expected schedules.

<sup>140</sup> The IDB File Exchange Facility <https://idbfileexchange.wto.org>.

**Chart 6.5 Completeness of IDB import notifications<sup>a</sup>**

a Data for 2016 are due from 30 September 2017.

Note: The completeness of notifications is calculated on the number of Members' schedules and not on the number of WTO Members (i.e. European Union member States are included in the European Union schedule and Lichtenstein in Switzerland's schedule).

Source: WTO Secretariat.

**Table 6.10 Percentage of IDB data available within the year of the deadline<sup>a</sup>**

(% of expected schedules)

	2000	2001	2002	2003	2004	2005	2006	2007	2008	2009	2010	2011	2012	2013	2014	2015	2016	2017
Tariff	26	33	42	32	31	28	24	22	26	38	53	69	62	75	51	50	50	38
Imports	29	34	29	27	19	17	22	21	31	27	50	45	43	38	21	41	18	n.a.

a The numbers differ slightly from those reported in the past as the review of some submissions indicated that data were not suitable for inclusion in the IDB because of technical problems.

n.a. Not applicable.

Source: IDB, 3 October 2017.

6.39. The notification of non-MFN regimes to the IDB, mostly the preferential tariffs resulting from PTAs, FTAs and RTAs has become more regular. This is partly due to the requirement under the Transparency Mechanism for PTAs whereby Members, who are covered by this agreement, are obliged to notify non-reciprocal preferences (usually the GSP and LDC preferential schemes) and the amount of trade that occurs under these regimes. In the tariff submissions for the years 2015 or later, 63% of applied tariff notifications included at least one non-MFN tariff regime, usually a PTA. Moreover, the very detailed requirement to notify PTAs at the tariff line level, by partner and by preferential duty scheme is more time-consuming and has repercussions on the timeliness of import submissions. The IDB Status of Submissions document circulated as hardcopy during the Committee on Market Access regular meetings reflects the number of additional trading regimes alongside the MFN for the latest ten years. The old format, which includes the Status of Submissions of MFN tariffs and imports from 1996 for all Members and for all years, is now only available electronically.

## Balance-of-Payments Restrictions

6.40. Notification obligations in relation to restrictions to safeguard a country's balance of payments stem from Articles XII and XVIII of the GATT 1994 and the Understanding on Balance-of-Payments (BOP) Provisions (described in Table 6.11).

**Table 6.11 Notification procedures for BOPs restrictions**

Legal source	Notification requirement	Type
GATT Article XII:4(a)	Any Member applying new restrictions or raising the general level of restrictions by a substantial intensification of the measures applied under this Article shall immediately after instituting or intensifying such restrictions (or, in circumstances in which prior consultation is practicable, before doing so) consult with Members as to the nature of its balance of payments difficulties, alternative corrective measures which may be available, and the possible effect of the restrictions on the economies of other Members.	<i>Ad hoc</i> , followed by annual consultations
GATT Article XVIII:12(a)		<i>Ad hoc</i> , followed by biennial consultations
Understanding on BOP Provisions, para. 9	A Member shall notify to the General Council the introduction of or any changes in the application of restrictive import measures taken for balance-of-payments purposes, as well as any modifications in time-schedules for the removal of such measures as announced under paragraph 1. Significant changes shall be notified to the General Council prior to or not later than 30 days after their announcement.	<i>Ad hoc</i> , followed by a yearly consolidated notification

Source: WTO Secretariat.

6.41. In late 2016 and the first half of 2017, the BOP Committee received notifications from one Member, Ecuador (WT/BOP/N/83, and WT/BOP/N/84) under GATT Article XVIII. In 2016, the BOP Committee received notifications from two Members, Ukraine (WT/BOP/N/80) under GATT Article XII, and Ecuador (WT/BOP/N/81, WT/BOP/N/82, WT/BOP/G/24) under GATT Article XVIII.

## Regional Trade Agreements

6.42. Following an announcement by the Chair of the CRTA at the Committee meeting of 28 and 29 June 2011, the Secretariat has continued to circulate a list of agreements that have been verified by their parties as being in force through factual presentations prepared by the Secretariat, but not notified to the WTO. The list is circulated as a working document of the Committee before each meeting. The most recent list was circulated on 12 September 2017 and contained 74 such agreements.<sup>141</sup> The Secretariat is also aware of a number of other agreements that are in force but this has not yet been verified with the parties. Members have intervened in various meetings of the CRTA to urge those whose agreements are on the list to notify them to the WTO. The Secretariat also continues to keep track of agreements under negotiation and reminds Members to notify these agreements when they come into force. The Secretariat's technical assistance work has also been used to explain notification requirements and procedures to Members.

## Preferential Trade Arrangements

6.43. Under the Transparency Mechanism for Preferential Trade Arrangements (PTAs), which was established in December 2010<sup>142</sup>, newly notified PTAs are to be considered in dedicated sessions of the Committee on Trade and Development (CTD), on the basis of Secretariat-prepared factual presentations. Since the establishment of the Transparency Mechanism, eight PTAs have been notified to the WTO. Two of these have been considered by the CTD in dedicated sessions, while for several others the notifying Members have yet to provide the Secretariat with the full set of data required for the preparation of the factual presentations. The CTD Chairman provides an update at each CTD meeting on the PTAs that are to be considered in dedicated sessions, and urges the notifying Members to provide the data as soon as possible.

<sup>141</sup> WTO document WT/REG/W/119, 12 September 2017.

<sup>142</sup> WTO document WT/L/806, 16 December 2010.

6.44. The Transparency Mechanism for PTAs also stipulates that an electronic database on individual PTAs is to be maintained by the Secretariat. The Database on PTAs<sup>143</sup> currently contains information on 31 PTAs. Table 6.12 provides an overview of the PTAs included in the database, which is updated based on the information provided by the Members implementing PTAs. The CTD Chairman has urged Members to ensure that they are up-to-date with their notification and information requirements, and has invited them to remain in touch with the Secretariat on this matter.

**Table 6.12 PTAs of WTO Members**

WTO Member	Number of PTAs	Name or description of PTA
Australia	2	Generalized System of Preferences South Pacific Regional Trade and Economic Cooperation Agreement <sup>a</sup>
Canada	2	Generalized System of Preferences Commonwealth Caribbean Countries Tariff
Chile	1	Duty-free treatment for LDCs
China	1	Duty-free treatment for LDCs
European Union	4	Generalized System of Preferences Trade preferences for countries of the Western Balkans Trade preferences for Pakistan <sup>b</sup> Trade preferences for the Republic of Moldova <sup>c</sup>
Iceland	1	Generalized System of Preferences
India	1	Duty-Free Tariff Preference Scheme for LDCs
Japan	1	Generalized System of Preferences
Kazakhstan	1	Generalized System of Preferences
Republic of Korea	1	Preferential Tariff for LDCs
Kyrgyz Republic	1	Duty-free treatment for LDCs
Morocco	1	Duty-free treatment for African LDCs
New Zealand	2	Generalized System of Preferences South Pacific Regional Trade and Economic Cooperation Agreement <sup>a</sup>
Norway	1	Generalized System of Preferences
Russian Federation	1	Generalized System of Preferences
Switzerland	1	Generalized System of Preferences
Chinese Taipei	1	Duty-free treatment for LDCs
Tajikistan	1	Duty-free treatment for LDCs
Thailand	1	Duty-free treatment for LDCs
Turkey	1	Generalized System of Preferences
United States	6	African Growth and Opportunity Act Andean Trade Preference Act <sup>d</sup> Caribbean Basin Economic Recovery Act Former Trust Territory of the Pacific Islands Generalized System of Preferences Trade preferences for Nepal (in force since 30.12.2016)

a Australia and New Zealand both provided preferences under this PTA.

b The preferences granted under this PTA expired on 31 December 2013.

c The preferences granted under this PTA expired on 31 December 2015.

d The preferences granted under this PTA expired on 31 July 2013.

Source: Database on Preferential Trade Arrangements.

### Government Procurement

6.45. To ensure the transparency and predictability of its Parties' procurement regimes, the Government Procurement Agreement sets out notification obligations for its Parties in five areas: (i) national implementing legislation on government procurement, (ii) procurement thresholds in national currencies, (iii) statistics on procurement activities, (iv) modifications to schedules of commitments, and (v) media for the publication of procurement-related information.

6.46. Numerous notifications are made during the year pursuant to each of these requirements. Some of the foregoing obligations have been simplified in the recent revision of the Agreement to facilitate the use of electronic tools in providing relevant information. This is expected to facilitate more timely compliance with reporting responsibilities over time.

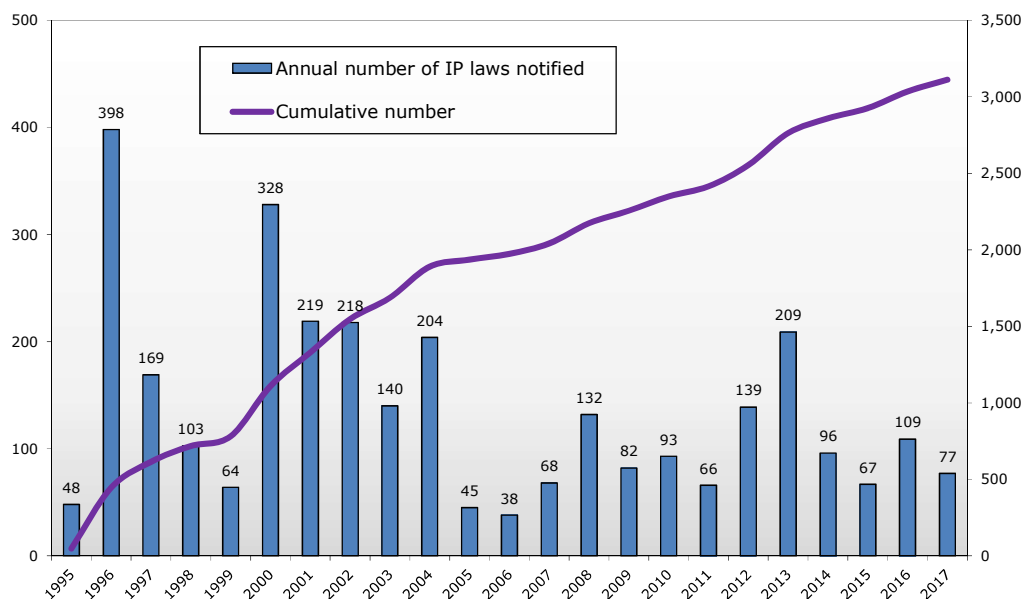
<sup>143</sup> Viewed at: <http://ptadb.wto.org>.

## Transparency of TRIPS

6.47. The TRIPS Agreement requires WTO Members to notify to the Council for TRIPS of their IP laws and regulations, establish and notify contact points in their administrations for the purposes of cooperation with each other aimed at the elimination of trade in infringing goods, and notify the Council in the event that they wish to avail themselves of certain possibilities provided for in the TRIPS Agreement that relate to the substantive obligations. Additionally, Members have undertaken to provide information on how they met TRIPS obligations by responding to specific Checklists on Enforcement and the respective Reviews of Articles 24.2 and 27.3(b). Developed country Members also agreed to provide certain information and make notifications which are not specifically provided for in the Agreement, including on technical cooperation and transfer of technology incentives for the benefit of LDCs.

6.48. The bulk of notifications are laws and regulations notified pursuant to Article 63.2.<sup>144</sup> Chart 6.6 below provides information on laws and regulations notified from 1995 to mid-October 2017. Notifications peaked in 1996, when developed country Members notified existing laws or amendments that implemented the TRIPS Agreement. Notifications of laws and regulations from 2000 onwards have been predominantly from developing countries and recently-acceded Members. The most recent rise in notifications also corresponds to a trend of diverse approaches by Members to the revision and updating of their IP legal and policy settings so as to respond to changing economic, technological and social dimensions of IP in the national development and economic context. The Chart shows the cumulative total of laws and regulations notified as of 12 October 2017 was 3,112 legal texts, representing a wide array of distinct national means of adapting and applying TRIPS standards according to their national priorities and wider policy frameworks.

**Chart 6.6 TRIPS Notifications 1995 – mid-October 2017**



Source: WTO Secretariat (2017 data covers until mid-October).

6.49. Transparency obligations also refer to final judicial decisions and administrative rulings of general application, pertaining to the subject matter of the TRIPS Agreement, as well as, to agreements which are in force between the government or a governmental agency of a Member and the government or a governmental agency of another Member, as provided for by Article 63.1. So far, few Members have shared this information with the TRIPS Council.<sup>145</sup>

<sup>144</sup> Circulated in the IP/N/- series of documents.

<sup>145</sup> See, for example: IP/N/1/PHL/2; IP/N/1/GBR/1; IP/N/1/HKG/3.



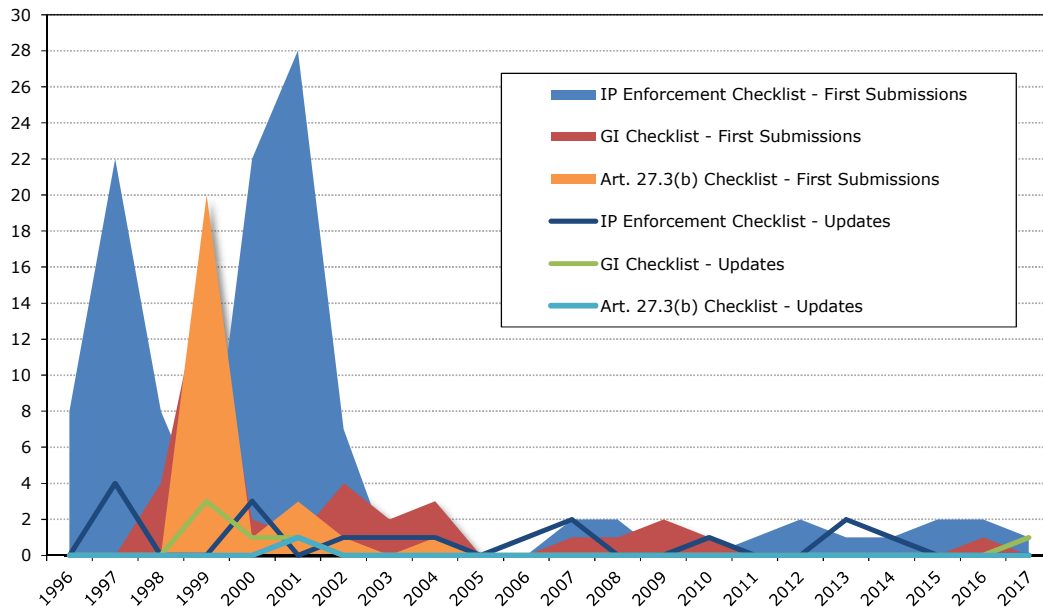
6.50. Following the recommendation made by the TRIPS Council in March 2010<sup>146</sup>, Members agreed to share information on and notify bilateral agreements related to the protection of geographical indications to which they belong. The records indicate that few Members have shared or notified such agreements to the TRIPS Council.<sup>147</sup>

### TRIPS Checklists

6.51. The TRIPS Council agreed that Members should provide responses to illustrative lists of questions (*i.e.* checklists) on Issues on Enforcement<sup>148</sup>, as well as, on the Review under Article 24.2 of the Section on Geographical Indications<sup>149</sup> and the Review of the Provisions of Article 27.3(b).<sup>150</sup> These checklists are circulated and reviewed by the TRIPS Council. They provide detailed information on measures taken to implement the provisions of the TRIPS Agreement, at the national level. More specifically, the three Checklists have significant trade policy components on many aspects of the global economy.

6.52. Chart 6.7 shows the Checklists on Enforcement, Geographical Indications and Article 27.3(b) submitted until mid-October 2017. Submissions peaked in 1997, 1999 and 2000-2001, when developed-country and developing-country Members deposited their respective Checklists.

**Chart 6.7 TRIPS checklists 1995 – mid-October 2017**



Source: WTO Secretariat (2017 data covers until mid-October).

6.53. During the review period, Kazakhstan<sup>151</sup> and Gabon<sup>152</sup> submitted their respective Checklists on Enforcement. Since 1996, a total of 109 Members have submitted their Checklists, and 14 have notified revisions.

<sup>146</sup> Paragraphs 73 and 74 of IP/C/M/62.

<sup>147</sup> Paragraph 9.2 of IP/C/M/74.

<sup>148</sup> See checklist in document IP/C/5; and responses circulated in the IP/N/6/- series of documents.

<sup>149</sup> See checklist in documents IP/C/13 and its Addendum; and, responses circulated in the IP/C/W/117/- series of documents.

<sup>150</sup> See checklist in document IP/C/W/122 and documents IP/C/W/273 and its Rev.1; and, responses circulated in the IP/C/W/125/- series of documents.

<sup>151</sup> Document IP/N/6/KAZ/1 of 6 June 2017.

<sup>152</sup> Document IP/N/6/GAB/1 of 3 October 2017.

6.54. The Checklist on Geographical Indications has been submitted only by 35 Members<sup>153</sup>, of which five have notified updates. During the review period, Switzerland submitted its updated Checklist detailing the implementation of laws notified to the TRIPS Council.<sup>154</sup>

6.55. The submission of Checklists peaked with the start of the review of Article 27.3(b) of TRIPS Agreement, in 1999. So far, 26 Members<sup>155</sup> have notified their Checklists, of which only one has provided an update. The last Checklist was circulated in January 2004.

### eTRIPS

6.56. The Secretariat has advanced in the development of eTRIPS, an information management system, designed to facilitate processing of and online access to notifications and enforcement checklists, as well as other types of TRIPS-related information. The objectives of this system are to provide Members with an effective web-based service and to enhance the Secretariat's technical assistance activities. As reported regularly to the TRIPS Council and interested Members, the Secretariat is currently testing and fine-tuning the prototype.

### Services

6.57. From mid-October 2016 to mid-October 2017, 19 notifications were made under GATS Article III:3 by six WTO Members. GATS Article III:3 requires each Member to notify to the Council for Trade in Services at least annually any regulatory changes that significantly affect trade in services covered by its specific commitments.

6.58. During the same reporting period, nine agreements concerning economic integration in services were notified under GATS Article V:7, which involve 19 WTO Members (counting the European Union as one). These agreements were subject to examination in the Committee on Regional Trade Agreements.

6.59. There were no notifications received under other GATS provisions during this period.

---

<sup>153</sup> Australia; Bulgaria; Canada; Chinese Taipei; Colombia; Croatia; Cuba; Czech Republic; Ecuador; El Salvador; Estonia; European Union; Honduras; Hong Kong, China; Hungary; Iceland; Japan; Republic of Korea; Liechtenstein; Lithuania; Mexico; Republic of Moldova; Morocco; New Zealand; Norway; Peru; Poland; Romania; Slovak Republic; Slovenia; Switzerland; Turkey; United States; Uruguay; and Bolivarian Republic of Venezuela.

<sup>154</sup> Document IP/C/W/117/Add.13/Rev.1 of 18 September 2017.

<sup>155</sup> Australia; Bulgaria; Canada; China; Czech Republic; Estonia; European Union; Hong Kong, China; Hungary; Iceland; Japan; Republic of Korea; Lithuania; Moldova; Morocco; New Zealand; Norway; Poland; Romania; Slovak Republic; Slovenia; South Africa; Switzerland; Thailand; United States; and Zambia.

**ANNEX 1****MEASURES FACILITATING TRADE<sup>1</sup>**

(MID-OCTOBER 2016 TO MID-OCTOBER 2017)

**Confirmed information<sup>2</sup>**

Measure	Source/Date	Status
<b>Argentina</b>		
Temporary reduction of import tariffs (to 2%) on disperse dyes and preparations based thereon (NCM 3204.11.00), under an import quota of 1,000 tonnes; and on paper and paperboard of the kind used for writing, printing or other graphic purposes, of which more than 10% by weight of the total fibre content consists of fibres obtained by a mechanical or chemi-mechanical process (NCM 4810.19.90), under an import quota of 2,500 tonnes	Permanent Delegation of Argentina to the WTO (21 April 2017)	Effective 7 December 2016 for 12 months
Further extension of the deadlines (from 1,825 calendar days to 3,650 calendar days) for exporters to register foreign currency originating from export operations (all NCM Chapters) with the financial system	Permanent Delegation of Argentina to the WTO (30 May 2017); Resolución Secretaría de Comercio No. 242-E/2016 Ministerio de Producción (29 August 2016); and WTO document WT/TPR/OV/19, 21 November 2016	Effective 19 January 2017
Elimination of import tariffs on 72 informatics and telecommunication tariff lines (NCM 8443; 8471; 8473; 8517; 8523; 8531; 8541; 8542; 8543; 8471)	Permanent Delegation of Argentina to the WTO (30 May 2017) and Decreto No. 117/2017 Comercio Exterior (17 February 2017)	
Elimination of export duties on hydrocarbons	Permanent Delegation of Argentina to the WTO (30 May 2017)	Effective 7 January 2017
Termination on 4 May 2017 of "reference values" for exports of natural honey (NCM 0409.00.00), to certain specified destinations (effective 24 November 2015)	Permanent Delegation of Argentina to the WTO (21 April 2017) and Administración Federal de Ingresos Públicos - Resolución General No. 4038-E (2 May 2017)	Effective 4 May 2017
Temporary reduction of import tariffs on certain hybrid motor vehicles (NCM 8703; 8704), under an import quota of 6,000 vehicles	Permanent Delegation of Argentina to the WTO (20 October 2017) and Decreto No. 331/2017 (11 May 2017)	Effective 12 May 2017 for 36 months
Measures to facilitate trade through the implementation of the Simplified Export Regime ( <i>Régimen de Exportación Simplificada "Exporta Simple"</i> ) for SMEs, with the aim of simplifying export procedures, under certain conditions: (i) maximum annual export amount of US\$600,000 (fob); (ii) individual transaction total amount of US\$15,000 (fob); and (iii) maximum export weight transaction of 300 kg	Permanent Delegation of Argentina to the WTO (20 October 2017) and Resolución General Conjunta No. 4049-E/2017 Ministerio de Producción (12 May 2017)	Effective 16 May 2017

<sup>1</sup> The inclusion of any measure in this Annex implies no judgement by the WTO Secretariat on whether or not such measure, or its intent, is protectionist in nature. Moreover, nothing in the Annex implies any judgement, either direct or indirect, on the consistency of any measure referred to with the provisions of any WTO agreement.

<sup>2</sup> This Section includes information which has either been provided by the Member concerned or has been confirmed at the request of the Secretariat.

Measure	Source/Date	Status
Elimination of the Import Operation Register ( <i>Registro de Operaciones de Importación</i> ) for the import of certain live animals, and meat and edible meat offal (NCM 0103; 0203; 0206; 0209) requiring the recording of import operations (established in March 2009)	Permanent Delegation of Argentina to the WTO (20 October 2017) and Resolución No. 181-E/2017 Ministerio de Agroindustria (26 July 2017)	Effective 27 July 2017
Elimination of the "specialized customs offices" ( <i>aduanas especializadas</i> ) for imports of certain articles for consumption	Permanent Delegation of Argentina to the WTO (20 October 2017) and Resolución General No. 4097-E/2017 Administración Federal de Ingresos Públicos (26 July 2017)	Effective 28 July 2017
Temporary elimination of import tariffs on 292 tariff lines, e.g. machinery and mechanical appliances; electrical machinery and parts; railway and tramway locomotives and parts; vehicles and parts; and certain apparatus, parts and accessories (NCM Chapters 84; 85; 86; 87; 90)	Permanent Delegation of Argentina to the WTO (20 October 2017) and Decreto No. 622/2017 Comercio Exterior (8 August 2017)	Effective 9 August 2017
Temporary reduction of import tariffs on certain machinery, equipment and goods (NCM Chapters 73; 84; 85; 87; 90; 94) destined for the hydrocarbon industry	Permanent Delegation of Argentina to the WTO (20 October 2017) and Decreto No. 629/2017 Importación (9 August 2017)	Effective 10 August 2017
Termination on 25 August 2017 of the revised regulation on exports of dairy products, lactose, milk preparations for infant use, ice cream, casein, and egg albumin (NCM 0401; 0402; 0403; 0404; 0405; 0406; 1702; 1901; 2105; 3501; 3502); introduction of sworn declaration requirement ( <i>Declaración Jurada de Ventas al Exterior de Productos Lácteos "DJVEL"</i> ) (originally implemented on 30 March 2016)	Permanent Delegation of Argentina to the WTO (20 October 2017), Resolución No. 225-E/2017 Ministerio de Agroindustria (24 August 2017)	
<b>Australia</b>		
Reduction of import tariffs under the Expansion of the Information Technology Agreement (ITA) (136 tariff lines at 6-digit level, in HS Chapters 32; 35; 37; 39; 49; 59; 84; 85; 88; 90; 95)	WTO document G/MA/W/117/Add.1-24, 26 January 2016	Effective 1 January 2017, with all covered tariffs to be phased out by no later than 1 July 2019
Further reduction of import tariffs under the Expansion of the Information Technology Agreement (ITA) (86 tariff lines at 6-digit level, in HS Chapters 32; 35; 37; 39; 49; 59; 84; 85; 90; 95)	WTO document G/MA/W/117/Add.2, 26 January 2016	Effective 1 July 2017
<b>Brazil</b>		
Temporary reduction (to 2%) of import tariffs on 538 capital goods tariff lines (NCM Chapters 84; 85; 86; 87; 89; 90) and 45 informatics and telecommunications goods tariff lines, through the "ex-out" regime (mechanism designed to temporarily reduce import tariffs on capital goods and informatics and telecommunications equipment not locally produced)	Camex Resolutions Nos. 107/2016, 108/2016 (31 October 2016) and 113/2016, 114/2016 (23 November 2016)	Effective as of October 2016/ November 2016 until 30 June 2018

Measure	Source/Date	Status
<p>Temporary reduction (to 2%) of import tariffs on an aqueous solution (soda lye or liquid soda) (NCM 2815.12.00), under an import quota of 180,000 tonnes (effective 10 November 2016 to 9 November 2017); certain printing ink (NCM 3215.19.00), under an import quota of 924 tonnes (effective 10 November 2016 to 9 November 2017); polycarbonates (NCM 3907.40.90), under an import quota of 35,040 tonnes (effective 10 November 2016 to 9 November 2017); poly(ethylene terephthalate) (NCM 3907.60.00), under an import quota of 20,000 tonnes (effective 10 November 2016 to 9 November 2017); other amino-resins (NCM 3909.30.20), under an import quota of 105,000 tonnes (effective 10 November 2016 to 9 November 2017); other plastics of poly(vinyl butyral) (NCM 3920.91.00), under an import quota of 11,130,250 kg (effective 10 November 2011 to 9 November 2017); certain synthetic filament yarn (NCM 5402.47.10), under an import quota of 2,200 tonnes (effective 10 November 2016 to 9 November 2017); acrylic or modacrylic synthetic filament yarn (NCM 5501.30.00), under an import quota of 4,800 tonnes (effective 10 November 2016 to 9 November 2017); malt, not roasted (NCM 1107.10.10), under an import quota of 156,531 tonnes (effective 28 November 2016 to 27 November 2017); sardines (NCM 0303.53.00), under an import quota of 80,000 tonnes (effective 15 December 2016 to 14 December 2017). Temporary elimination of import tariffs on antisera and other blood fractions (<i>soroalbumina humana</i>) (NCM 3002.10.37), under an import quota of 556,080 flasks of 10 g (effective 10 November 2016 to 9 September 2017); vaccines for human medicine (NCM 3002.20.29), under an import quota of 2,250,000 doses (effective 10 November 2016 to 8 May 2017)</p>	<p>Permanent Delegation of Brazil to the WTO (29 May 2017); Camex Resolutions Nos. 109/2016, 110/2016 (8 November 2016), 123/2016 (23 November 2016) and 138/2016 (29 December 2016); and Secex Portarias Nos. 47/2016 (11 November 2016) 49/2016 and 50/2016 (29 November 2016)</p>	<p>Effective: see individual dates in measure</p>

Measure	Source/Date	Status
<p>Temporary reduction (to 2%) of import tariffs on isocyanates (NCM 2929.10.10), under an import quota of 23,000 tonnes (effective 11 January 2017 to 10 January 2018); hop cones, ground, powdered or in the form of pellets, lupulin (NCM 1210.20.10), under an import quota of 1,800 tonnes (effective 23 January 2017 to 22 January 2018); methylamine, di or trimethylamine and their salts (NCM 2921.11.21), under an import quota of 12,000 tonnes (effective 23 January 2017 to 22 January 2018); certain isocyanates (NCM 2929.10.30), under an import quota of 1,000 tonnes (effective 23 January 2017 to 22 January 2018); disodium sulphate (NCM 2833.11.10), under an import quota of 910,000 tonnes (effective 23 January 2017 to 22 January 2018); black printing ink (NCM 3215.11.00), under an import quota of 396 tonnes (effective 23 January 2017 to 22 January 2018); polyamide-6 or 6,6 (NCM 3908.10.24), under an import quota of 5,400 tonnes (effective 23 January 2017 to 22 January 2018); other yarn, single, of viscose rayon, untwisted or with a twist not exceeding 120 turns per metre (NCM 5403.31.00), under an import quota of 625 tonnes (effective 22 February 2017 to 21 August 2017); unwrought nickel, not alloyed (<i>catodos</i>) (NCM 7502.10.10), under an import quota of 3,600 tonnes (effective 23 January 2017 to 22 July 2017); rectangular (including square) plates, sheets and strip of a thickness exceeding 0.2 mm of aluminium alloys (NCM 7606.12.90), under an import quota of 600 tonnes (effective 23 January 2017 to 22 July 2017); aluminium foil, not backed, rolled but not further worked (NCM 7607.11.90), under an import quota of 2,137 tonnes (effective 1 February 2017 to 31 January 2018); certain rectangular plates, sheets and strip of a thickness exceeding 0.2 mm of aluminium alloys (NCM 7606.12.90), under an import quota of 2,937 tonnes (effective 1 February 2017 to 31 January 2018); coffee, not roasted and not decaffeinated (<i>variedade Conilon</i>) (NCM 0901.11.10), under an import quota of 60,000 tonnes (effective 21 February 2017 to 31 May 2017). Temporary elimination of import tariffs on vaccines for human medicine (<i>Hepatite A</i>) (NCM 3002.20.29), under an import quota of 2,250,000 doses (effective 10 May 2017 to 9 November 2017); vaccines for human medicine (<i>Papilomavirus Humano</i>) (NCM 3002.20.29), under an import quota of 3,000,000 doses (effective 22 February 2017 to 21 August 2017); vaccines for human medicine (<i>tetano</i>) (NCM 3002.20.27), under an import quota of 2,500,000 doses (effective 22 February 2017 to 21 August 2017); cotton, not carded or combed (NCM 5201.00.20), under an import quota of 75,000 tonnes (effective 21 February 2016 to 31 July 2017)</p>	<p>Permanent Delegation of Brazil to the WTO (28 September 2017); Camex Resolutions Nos. 123/2016 (23 November 2016), 1/2017 (19 January 2017), 14/2017 and 15/2017 (17 February 2017); and Secex Portarias Nos. 2/2017 (10 January 2017) 5/2017, 6/2017, 7/2017, 8/2017 (24 January 2017) and 11/2017 (22 February 2017)</p>	<p>Effective: see individual dates in measure</p>
<p>Temporary reduction (to 2%) of import tariffs on 1,022 capital goods tariff lines (NCM Chapters 84; 85; 86; 90; 94) and 66 informatics and telecommunications goods tariff lines, and temporary elimination of import tariffs on 3 capital goods tariff lines, through the "ex-out" regime</p>	<p>Permanent Delegation of Brazil to the WTO (29 May 2017), Camex Resolutions Nos. 133/2016, 134/2016 (22 December 2016), 18/2017, 19/2017 (17 February 2017) 27/2017, 28/2017 (29 March 2017) and 37/2017, 38/2017 (5 May 2017)</p>	<p>Effective as of December 2016/February 2017/March 2017 until 31 December 2018</p>

Measure	Source/Date	Status
Temporary reduction (to 2%) of import tariffs on artificial staple fibres of viscose rayon, not carded, combed or otherwise processed for spinning (NCM 5504.10.00), under an import quota of 40,000 tonnes (effective 9 March 2017 to 8 March 2018); on titanium oxides (NCM 2823.00.10), under an import quota of 8,000 tonnes (effective 24 April 2017 to 23 April 2018); on mono-acids, their salts and esters (NCM 2915.40.10), under an import quota of 4,500 tonnes (effective 24 April 2017 to 23 April 2018); on lignin sulphonates (NCM 3804.00.20), under an import quota of 72,000 tonnes (effective 24 April 2017 to 23 April 2018); on other film of polymers of propylene (NCM 3920.20.19), under an import quota of 600 tonnes (effective 24 April 2017 to 23 April 2018)	Permanent Delegation of Brazil to the WTO (29 May 2017), Camex Resolutions Nos. 21/2017 (8 March 2017) and 30/2017 (20 April 2017), and Secex Portarias Nos. 12/2017 (9 March 2017) and 15/2017 (24 April 2017)	Effective: see individual dates in measure
Establishment of the "International Logistic Operator" as a legal entity to facilitate activities related to customs clearance, cargo procedures, licensing requirements and storage of imported goods on behalf of SMEs	Permanent Delegation of Brazil to the WTO (29 May 2017)	
Establishment of the "International Logistic Operator" as a legal entity to facilitate activities related to customs clearance, cargo procedures, licensing requirements and storage of exported goods on behalf of SMEs	Permanent Delegation of Brazil to the WTO (29 May 2017)	
Temporary reduction (to 2%) of import tariffs on sardines (NCM 0303.53.00), under an import quota of 60,000 tonnes; on plastics of poly(vinyl butyral) (NCM 3920.91.00), under an import quota of 11,130.25 tonnes; on acrylic or modacrylic (NCM 5501.30.00), under an import quota of 4,800 tonnes; and on other amino-resins (NCM 3909.31.00), under an import quota of 105,000 tonnes	Permanent Delegation of Brazil to the WTO (29 May 2017), Camex Resolution No. 34/2017 (5 May 2017), and Secex Portaria No. 16/2017 (8 May 2017)	Effective 7 May 2017 to 8 May 2018
Temporary reduction of import tariffs (to 2%) on certain products, i.e. palm kernel (NCM 1513.29.10), under an import quota of 224,785 tonnes; diphenylmethane diisocyanate (NCM 2929.10.10), under an import quota of 23,000 tonnes; amethrin (NCM 2933.69.91), under an import quota of 7,500 tonnes; certain enzymes (NCM 3507.90.49), under an import quota of 4,000 tonnes; chemical preparations for photographic uses (NCM 3707.90.21), under an import quota of 1,700 tonnes; polymers of vinyl chloride (NCM 3904.90.00), under an import quota of 3,794 tonnes; polyamide-6 or polyamide-6,6 without load (NCM 3908.10.24), under an import quota of 7,000 tonnes; high tenacity yarn of polyesters (NCM 5402.20.00), under an import quota of 7,000 tonnes; synthetic filament yarn (NCM 5402.46.00), under an import quota of 33,000 tonnes; non-electrical articles of graphite or other carbon (NCM 6815.10.90), under an import quota of 200 tonnes; and certain electrical apparatus (NCM 8535.90.00), under an import quota of 500 units. Temporary elimination of import tariffs on antisera (NCM 3002.12.36), under an import quota of 556,080 doses of 10 g, and certain immunological products (NCM 3002.13.00), under an import quota of 500 g	Permanent Delegation of Brazil to the WTO (29 May 2017), Camex Resolution No. 39/2017 (10 May 2017) and Secex Portaria No. 19/2017 (12 May 2017)	Effective 11 May 2017 to 10 May 2018

Measure	Source/Date	Status
<p>Measures to facilitate trade through the implementation of a new system to be used as platform for the declaration of export operations. Upon initial release, only air-shipped cargo was enabled to be declared. From 28 June 2017, the new system included road, rail and maritime transportation at Brazil's main ports of entry. The objective is that, by the end of the year, 100% of the exports submitted only to Customs control are declared in the new Single Window system. For the exports that requires previous analysis of other agencies for license purposes, a new functionality will be released by the end of the year, which will integrate the licenses into the customs declaration. With the new system, it is expected that the total time of the export process will be reduced by 40%, as the new system integrates procedures and automatic data analysis</p>	<p>Permanent Delegation of Brazil to the WTO (23 October 2017)</p>	<p>Effective 28 June 2017</p>
<p>Creation of new tariff lines resulting in the reduction of import tariffs (from 10% to 2%) on other compounds, amalgams (NCM 2843.90.20; 2843.90.30); (from 14% to 2%) on isocyanates (NCM 2929.10.30); and (from 20% to 14%) on motor vehicles for the transport of goods with g.v.w. exceeding 20 tonnes (NCM 8704.23.40)</p>	<p>Permanent Delegation of Brazil to the WTO (23 October 2017) and Camex Resolution No. 35/2017 (5 May 2017)</p>	<p>Effective 1 July 2017</p>
<p>Temporary reduction (to 2%) of import tariffs on sensitized photographic film in rolls for x-ray (NCM 3702.10.20), under an import quota of 1,000 tonnes (effective 29 June 2017 to 28 June 2018); on vinyl chloride-vinyl acetate copolymers (NCM 3904.30.00), under an import quota of 5,000 tonnes (effective 29 June 2017 to 28 June 2018); on acrylic polymers in primary forms (<i>poli(acrilato de potássio)</i>) (NCM 3906.90.49), under an import quota of 460 tonnes (effective 29 June 2017 to 28 June 2018); on certain acrylic polymers in primary forms (NCM 3906.90.49), under an import quota of 10,000 tonnes (effective 29 June 2017 to 28 June 2018); on caustic soda in aqueous solution (soda lye or liquid soda) (NCM 2815.12.00), under an import quota of 180,000 tonnes (effective 7 July 2017 to 6 July 2018); on acrylic or modacrylic (NCM 5503.30.00), under an import quota of 9,000 tonnes (effective 14 August 2017 to 13 August 2018); on certain amine-function compounds (NCM 2921.19.23), under an import quota of 26,282 tonnes (effective 14 August 2017 to 13 August 2018); on casein (NCM 3501.10.00), under an import quota of 950 tonnes (effective 14 August 2017 to 13 February 2018); on shelled walnuts (NCM 0802.22.00), under an import quota of 5,000 tonnes (effective 14 August 2017 to 13 August 2018); on tunas, skipjack and bonito (NCM 1604.14.20), under an import quota of 3,000 tonnes (effective 14 August 2017 to 13 August 2018); on yarn of viscose rayon, untwisted or with a twist not exceeding 120 turns per metre (NCM 5403.31.00), under an import quota of 1,249 tonnes (effective 20 September 2017 to 19 September 2018). Elimination of import tariffs on undenatured ethyl alcohol of an alcoholic strength by volume of 80% vol or higher and ethyl alcohol and other spirits, denatured, of any strength (NCM 2207.10.10; 2207.20.11), under an import quota of 1.2 billion litres (effective 1 September 2017 to 31 August 2018)</p>	<p>Permanent Delegation of Brazil to the WTO (23 October 2017), Camex Resolution Nos. 41/2017 (27 June 2017), 49/2017 (5 July 2017), 59/2017, 61/2017 (11 August 2017), 72/2017 (29 August 2017) and Secex Portaria Nos. 23/2017 (29 June 2017), 25/2017 (10 July 2017), 29/2017, 30/2017 (15 August 2017), 32/2017 (1 September 2017) and 35/2017 (21 September 2017)</p>	<p>Effective: see individual dates in measure</p>



Measure	Source/Date	Status
Temporary reduction (to 2%) of import tariffs on 790 capital goods tariff lines (NCM Chapters 84; 85; 86; 87; 89; 90) and 93 informatics and telecommunications goods tariff lines. Temporary elimination of import tariffs on 312 capital goods tariff lines and 6 informatics and telecommunications goods tariff lines, through the "ex-out" regime	Permanent Delegation of Brazil to the WTO (23 October 2017) and Camex Resolution Nos. 50/2017, 51/207 (5 July 2017), 69/2017 and 70/2017 (21 August 2017)	Effective as of July 2017/August 2017 to 30 June 2019
Elimination of import tariffs (from 2%) on saturated acyclic hydrocarbons ( <i>etano</i> ) (NCM 2901.10.00) (effective 20 July 2017), and on certain petroleum resins (NCM 3911.90.29) (effective 2 August 2017)	Permanent Delegation of Brazil to the WTO (23 October 2017) and Camex Resolution Nos. 55/2017 (20 July 2017) and 57/2017 (2 August 2017)	Effective: see individual dates in measure
<b>Canada</b>		
Elimination of import tariffs on 200 products used as agro-food processing ingredients (HS Chapters 07; 08; 09; 10; 11; 12; 15; 16; 18; 19; 21; 22; 33; 35; 99)	Permanent Delegation of Canada to the WTO (29 May 2017)	Effective 16 January 2017
Further reduction of import tariffs under the Expansion of the Information Technology Agreement (ITA) (56 tariff lines at 8-digit level, in HS Chapters 35; 37; 39; 84; 85; 88; 90)	WTO document G/MA/W/117/Add.3, 28 January 2016	Effective 1 July 2017
<b>Chile</b>		
Temporary reduction of import tariffs on cane and beet sugar (effective 1 August 2017 to 31 August 2017) and on wheat and meslin (effective 16 August 2017 to 15 October 2017) (HS 1701; 1001; 1101)	Permanent Delegation of Chile to the WTO (25 October 2017) and Ministerio de Hacienda, Decretos Nos. 280 (19 July 2017) and 298 (11 August 2017)	Effective: see individual dates in measure
<b>China</b>		
VAT rebate rates increased (to 17%) on exports of certain products, e.g. cameras, video cameras, internal combustion engines, gasoline, aviation kerosene and diesel	Permanent Delegation of China to the WTO (29 May 2017)	Effective 1 November 2016
Measures to facilitate trade through the implementation of the Administration of Quality Supervision Inspection and Quarantine Single Window for international trade (import)	Permanent Delegation of China to the WTO (29 May 2017)	Effective 20 March 2017
Measures to facilitate trade through the implementation of the Administration of Quality Supervision Inspection and Quarantine Single Window for international trade (export)	Permanent Delegation of China to the WTO (29 May 2017)	Effective 20 March 2017
Further reduction of import tariffs under the Expansion of the Information Technology Agreement (ITA) (253 tariff lines at 8-digit level, in HS Chapters 32; 35; 37; 39; 49; 59; 84; 85; 88; 90)	WTO document G/MA/W/117/Add.4, 28 January 2016	Effective 1 July 2017
Reduction of the VAT (from 13% to 11%) on imports of certain products, e.g. agricultural products (including grains), edible vegetable oil, tap water, liquefied petroleum gas, natural gas, air conditioning equipment, coal/charcoal for household uses, edible salt, agricultural machinery, feed, pesticides, fertilizers, biogas, methyl ether, books, newspapers, magazines, audio and video products	Permanent Delegation of China to the WTO (20 October 2017)	Effective 1 July 2017
<b>Colombia</b>		
Implementation of an import tariff of 15% on ground-nuts ( <i>maníes- cacahuètes</i> ) (HS 1202.42.00) (removed from the Andean Price Band System)	Permanent Delegation of Colombia to the WTO (21 April 2017)	Effective 24 October 2016
Various measures to enhance customs procedures and facilitate the flow of goods (import)	Permanent Delegation of Colombia to the WTO (21 April 2017)	
Various measures to enhance customs procedures and facilitate the flow of goods (export)	Permanent Delegation of Colombia to the WTO (21 April 2017)	

Measure	Source/Date	Status
<b>Costa Rica</b>		
Temporary elimination of import tariffs on beans (HS 0713.33.10; 0713.33.40), under an import quota of 6,294.65 metric tonnes, and maize (HS 1005.90.30), under an import quota of 2,602 metric tonnes	Permanent Delegation of Costa Rica to the WTO (30 October 2017)	Effective 6 September 2017 to 30 June 2018
<b>Congo, Democratic Republic of</b>		
Temporary elimination of VAT on imports of certain food products, e.g. meat and edible meat offal; fish, fresh or chilled; guts, bladders and stomachs of animals (other than fish); rice; soya-bean oil and its fractions; ground-nut oil and its fractions; palm oil and its fractions; palm kernel or babassu oil and fractions thereof	Permanent Delegation of the Democratic Republic of the Congo to the WTO (21 April 2017)	Effective 30 November 2016 to end-February 2017
Measures to facilitate trade through: (i) mandatory use of the Single Electronic Window ( <i>Plateforme Electronique du Guichet Unique</i> ) for all foreign trade operations; and (ii) establishment of an electronic tracking system of cargo (import)	Permanent Delegation of the Democratic Republic of the Congo to the WTO (21 April 2017)	Effective January 2017
Measures to facilitate trade through: (i) mandatory use of the Single Electronic Window ( <i>Plateforme Electronique du Guichet Unique</i> ) for all foreign trade operations; and (ii) establishment of an electronic tracking system of cargo (export)	Permanent Delegation of the Democratic Republic of the Congo to the WTO (21 April 2017)	Effective January 2017
<b>Ecuador</b>		
Reduction on 1 April 2017 of the import surcharge rates by one third, from 35% to 23.3% and from 15% to 10%, with a view to restoring balance-of-payments (implemented on 25 February 2015). On 1 May 2017, further reduction of the import surcharge rates from 23.3% to 11.7% and from 10% to 5%	Permanent Delegation of Ecuador to the WTO (1 June 2017); WTO documents WT/BOP/N/84, 20 June 2017 and WT/BOP/R/112, 18 November 2016	On 1 June 2017 completely eliminated
<b>European Union</b>		
Further reduction of import tariffs under the Expansion of the Information Technology Agreement (ITA) (131 tariff lines at 8-digit level, in HS Chapters 35; 37; 39; 59; 84; 85; 88; 90)	WTO document G/MA/W/117/Add.7, 28 January 2016	Effective 1 July 2017
<b>Guatemala</b>		
Reduction of import tariffs under the Expansion of the Information Technology Agreement (ITA) (206 tariff lines at 8-digit level in HS Chapters 32; 35; 37; 39; 49; 68; 84; 85; 88; 90; 95)	WTO document G/MA/W/117/Add.8, 28 January 2016	Effective 1 January 2017, with all covered tariffs to be phased out by no later than 1 July 2024
<b>Iceland</b>		
Elimination of import tariffs on all non-agricultural products (HS Chapters 25 to 97). This measure was implemented in two phases, with tariffs eliminated on clothing and footwear products on 1 January 2016 and the remaining products on 1 January 2017	WTO document WT/TPR/S/361, 30 August 2017	
Further reduction of import tariffs under the Expansion of the Information Technology Agreement (ITA) (196 tariff lines at 8-digit level, in HS Chapters 32; 35; 37; 39; 49; 84; 85; 95)	WTO document G/MA/W/117/Add.10, 28 January 2016	Effective 1 July 2017
<b>India</b>		
Reduction of import tariffs (from 7.5%-10% to 5%) on all items of machinery, including instruments, apparatus and appliances, transmission equipment and auxiliary equipment (including those required for testing and quality control) and components required for: (i) initial setting-up of fuel cell based system for generation of power or for demonstration purposes; or (ii) balance of systems operating using bio-gas or bio-methane or hydrogen by-product	Permanent Delegation of India to the WTO (30 May 2017) and Notification Customs, Ministry of Finance - Department of Revenue No. 5/2017 (2 February 2017)	Effective 2 February 2017

Measure	Source/Date	Status
Reduction of import tariffs (from 5% to 2.5%) on liquified natural gas (LNG) (HS 2711.11.00); (from 7.5% to 2.5%) on wattle extract and myrobalan fruit extract (HS 3201.20.00; 3201.90.20); (from 15% to 5%) on catalysts and resins for use in the manufacture of cast components of wind operated electricity generators (HS 3815.90.00; 3909.40.90). Elimination of import tariffs on toughened glass with low iron content and transmissivity of minimum 91%, for use in solar thermal collectors or heaters (HS Chapter 70); (from 2.5%) on nickel and articles thereof (HS Chapter 75); and (from 10%) on o-xylene (HS 2902.41.00)	Permanent Delegation of India to the WTO (30 May 2017) and Notification Customs, Ministry of Finance - Department of Revenue No. 6/2017 (2 February 2017)	
Temporary reduction of import tariffs (from 30% to 10%) on sunflower seeds (HS 1206.00.90) for the purpose of extraction and refining of oil	Permanent Delegation of India to the WTO (30 May 2017) and Notification No. 9/2017-Customs (23 March 2017)	Effective 1 April 2017 to 30 September 2017
Temporary elimination of import tariffs (from 40%) on raw sugar (HS 1701) under an import quota of 5 lakh metric tonnes. The sugar shall be processed by the importing mills within 60 days from the date of filing of the bill of entry. Imports only permitted through certain designated ports	Permanent Delegation of India to the WTO (28 September 2017), Notification Nos. 12/2017-Customs (5 April 2017) and 13/2017-Customs (13 April 2017)	Effective 5 April 2017 to 1 July 2017
Elimination of the minimum export price "MEP" on the export of potatoes (US\$450/metric tonne FOB) (HS 0701.90.00) (originally implemented on 26 June 2014)	Permanent Delegation of India to the WTO (30 May 2017)	Effective 27 December 2016
Further extension of the temporary minimum import price "MIP" (c.i.f. basis/metric tonne) for 66 iron and steel tariff lines (HS Chapter 72) (originally implemented on 1 February 2016, for 6 months)	Permanent Delegation of India to the WTO (30 May 2017)	Effective 5 February 2017
Elimination of import tariffs (from 7.5%) on palm stearin, whether crude, RBD or other, having free fatty acids (FFA) of 20% or more for the manufacture of oleochemicals (HS 1511)	Permanent Delegation of India to the WTO (30 May 2017) and Notification Customs, Ministry of Finance - Department of Revenue No. 18/2017 (9 May 2017)	Effective 9 May 2017
Reduction of import tariffs on natural rubber (HS 4001)	Permanent Delegation of India to the WTO (30 May 2017)	
<b>Indonesia</b>		
Temporary elimination of the export ban on certain light processed minerals, e.g. low-grade nickel ore, washed bauxite and anode slime (HS 2604.00.00; 2606.00.00; 2620.29.00)	Permanent Delegation of Indonesia to the WTO (October 2017)	Effective 1 February 2017
<b>Israel</b>		
Further reduction of import tariffs under the Expansion of the Information Technology Agreement (ITA) (119 tariff lines at 8-digit level, in HS Chapters 32; 35; 37; 39; 49; 84; 85; 88; 90; 95)	WTO document G/MA/W/117/Add.11, 28 January 2016	Effective 1 July 2017
<b>Japan</b>		
Elimination of import tariffs on <i>p</i> -nitrochlorobenzene, <i>m</i> -aramid, synthetic filament tow, certain toys and sanitary articles (HS 2904.99; 3908.90; 5501.10; 9503.00; 9619.00)	Permanent Delegation of Japan to the WTO (30 May 2017)	Effective 1 April 2017
Reduction of import tariffs under the Expansion of the Information Technology Agreement (ITA) (7 tariff lines at 6-digit level, in HS Chapters 32; 35; 39; 59)	Permanent Delegation of Japan to the WTO (20 October 2017) and WTO document G/MA/W/117/Add.12, 28 January 2016	Effective 16 May 2017, with all covered tariffs to be phased out by no later than 1 July 2019

Measure	Source/Date	Status
<b>Korea, Rep. of</b>		
Reduction of import tariffs under the Expansion of the Information Technology Agreement (ITA) (522 tariff lines at 10-digit level in HS Chapters 32; 35; 37; 39; 59; 63; 84; 85; 88; 90)	Permanent Delegation of the Republic of Korea to the WTO (30 May 2017) and WTO document G/MA/W/117/Add.13, 28 January 2016	Effective 1 December 2016, with all covered tariffs to be phased out by no later than 1 July 2023
Temporary reduction or elimination of import tariffs on 132 items, e.g. whey, modified whey (for feeding) (HS 0404.10) (under an import quota of 25,000 metric tonnes); manioc (cassava) (pellets for feeding) (HS 0714.10) (all imported); oil-cake and other solid residues, whether or not ground or in the form of pellets, resulting from the extraction of soyabean oil (for feeding) (HS 2304.00) (under an import quota of 2,451,000 metric tonnes); cotton seeds (for feeding) (HS 1207.29); artificial graphite (for manufacturing secondary batteries) (HS 3801.10); machines and apparatus for the manufacture of flat panel displays (for manufacturing organic light emitting diodes (OLED)) (HS8486.30); microscopes other than optical microscopes; diffraction apparatus (focused ion beam system for OLED manufacturing) (HS9012.10)	Permanent Delegation of the Republic of Korea to the WTO (20 April 2017)	Effective 1 January 2017 to 31 December 2017 for 122 items. Effective 4 January 2017 to 30 June for 8 items (HS 0407.21; 0407.90; 0408.11; 0408.19; 0408.91; 0408.99; 3502.11; 3502.19). Effective 1 January 2017 to 31 March 2017 for 2 items
Further reduction of import tariffs under the Expansion of the Information Technology Agreement (ITA) (443 tariff lines at 10-digit level, in HS Chapters 32; 35; 37; 39; 63; 84; 85; 88; 90)	WTO document G/MA/W/117/Add.13, 28 January 2016	Effective 1 July 2017
Temporary elimination of import tariffs on eggs (HS 0407; 0408; 3502)	Permanent Delegation of the Republic of Korea to the WTO (24 October 2016)	Effective August 2017
<b>Malaysia</b>		
Implementation of the ASEAN Harmonized Tariff Nomenclature (AHTN) resulting in the reduction of import tariffs on certain products, e.g. fish, vegetables, bananas, pineapples, guavas, mangoes, durians, raspberries, oil seeds, pig and poultry fat, animal fats and oils and their fractions, pasta, pastry, petroleum oils, alums, plastics and articles thereof, plywood, wallpaper and similar wall coverings, parts of footwear, remelted scrap ingots, tube or pipe fittings of copper alloys, fans, transformers, motor cars (HS Chapters 03; 07; 08; 12; 15; 19; 27; 28; 39; 44; 48; 64; 72; 74; 84; 85; 87)	Permanent Delegation of Malaysia to the WTO (7 June 2017)	Effective 1 April 2017
Further reduction of import tariffs under the Expansion of the Information Technology Agreement (ITA) (50 tariff lines at 9-digit level, in HS Chapters 35; 37; 39; 49; 84; 85; 90; 95)	WTO document G/MA/W/117/Add.14, 28 January 2016	Effective 1 July 2017
Trade facilitation measures for exports through tax exemptions on services	Permanent Delegation of Malaysia to the WTO (9 October 2017)	Effective 1 July 2017
Elimination of import licensing requirement on 181 tariff lines of iron and steel products (HS Chapters 72 and 73)	WTO document G/LIC/N/2/MYS/8/Add.1, 20 September 2017	Effective 1 August 2017
<b>Mauritius</b>		
Elimination of import tariffs (from 15%) on animal feeds (except poultry and pet feed)	Permanent Delegation of Mauritius to the WTO (23 October 2017)	Effective 9 June 2017
Further reduction of import tariffs under the Expansion of the Information Technology Agreement (ITA) (5 tariff lines at 8-digit level, in HS Chapters 49; 85; 95)	WTO document G/MA/W/117/Add.15, 28 January 2016	Effective 1 July 2017

Measure	Source/Date	Status
<b>Mexico</b>		
Elimination of import tariffs on potatoes, tomatoes, onions and shallots, fresh and dried chili and apples, (HS 0701.90.99; 0702.00.99; 0703.10.01; 0709.60.99; 0808.10.01; 0904.21.01; 0904.21.99; 0904.22.01; 0904.22.99), under certain import quotas	Permanent Delegation of Mexico to the WTO (29 May 2017) and Diario Oficial de la Federación (Official Journal), 20 January 2017	Effective 21 January 2017
Temporary elimination of import tariffs on beans ( <i>frijol</i> ) (HS 0713.33.02; 0713.33.03; 0713.33.99), under an import quota of 100,000 metric tonnes	Permanent Delegation of Mexico to the WTO (29 May 2017) and Diario Oficial de la Federación (Official Journal), 14 April 2017	Effective 16 April 2017 to 30 November 2017
<b>Moldova, Republic of</b>		
Reduction of import tariffs (to their bound levels) on meat and edible meat offal, and butter (HS 0201; 0202; 0203; 0207; 0405). Elimination of import tariffs (from 15%) on certain spark-ignition reciprocating or rotary internal combustion piston engines (HS 8407.31; 8407.32; 8407.33; 8407.34; 8408.20)	Permanent Delegation of the Republic of Moldova to the WTO (18 May 2017)	Effective 1 January 2017
<b>Montenegro</b>		
Further reduction of import tariffs under the Expansion of the Information Technology Agreement (ITA) (109 tariff lines at 8-digit level, in HS Chapters 32; 35; 37; 39; 59; 84; 85; 88; 90)	WTO document G/MA/W/117/Add.16, 28 January 2016	Effective 1 July 2017
<b>New Zealand</b>		
Further reduction of import tariffs under the Expansion of the Information Technology Agreement (ITA) (193 tariff lines at 8-digit level, in HS Chapters 32; 35; 37; 39; 84; 85; 90; 95)	WTO document G/MA/W/117/Add.17, 28 January 2016	Effective 1 July 2017
<b>Pakistan</b>		
Implementation of the Budget 2016-17 resulting in the decrease of import tariffs (from 5% to 2%) on certain products, e.g. dairy, livestock, poultry, machinery, harvesting, threshing and storage equipment, and fish or shrimp farming and sea food processing machinery. Elimination of import tariffs on cotton and man-made staple fibres	Permanent Delegation of Pakistan to the WTO (1 June 2017)	
<b>Peru</b>		
Various measures to enhance customs procedures and facilitate the flow of goods (import)	Permanent Delegation of Peru to the WTO (1 June 2017)	
Various measures to enhance customs procedures and facilitate the flow of goods (export)	Permanent Delegation of Peru to the WTO (1 June 2017)	
<b>Philippines</b>		
Reduction of import tariffs under the Expansion of the Information Technology Agreement (ITA) (389 tariff lines at 8-digit level, in HS Chapters 32; 35; 37; 39; 49; 84; 85; 88; 90; 93; 95)	Permanent Delegation of the Philippines to the WTO (1 June 2017) and WTO document G/MA/W/117/Add.19, 28 January 2016	Effective 18 May 2017, with all covered tariffs to be phased out by no later than 1 July 2019

Measure	Source/Date	Status
<b>Russian Federation (for the Eurasian Economic Union)</b>		
<p>Temporary elimination of import tariffs on oranges, seed of anise, badian, coriander, cumin or caraway, juniper berries, precious metal ores and concentrates, silver, gold and platinum (effective 2 January 2017 to 31 December 2017); on waste and scrap of precious metals or of metals clad with precious metals, artificial staple fibres of viscose rayon (effective 2 January 2017 to 31 December 2019); on organic surface-active agents (effective 1 March 2017 to 28 February 2019); on apple purée including compotes (effective 2 January 2017 to 31 December 2018); on halides and halide oxides of non-metals, hydrides, nitrides, and other organo-inorganic compounds (effective 22 January 2017 to 31 December 2019); and on polyethylene (effective 1 January 2017 to 31 December 2017). Reduction of import tariffs (to 5%) on paper and paper board (effective 3 March 2017)</p>	<p>Permanent Delegation of the Russian Federation to the WTO (30 May 2017)</p>	<p>Effective: see individual dates in measure</p>
<p>Temporary elimination (from 5%) of import tariffs on paints and varnishes used for the leather and footwear industries (effective 2 September 2017 to 31 August 2019); on tanning substances, tanning preparations, whether or not containing natural tanning substances, enzymatic preparations for pre-tanning (effective 1 September 2017 to 30 June 2019); on lead ores and concentrates containing not less than 45% by weight of lead (effective 25 May 2017 to 24 May 2019); on parts for the production of bicycles (effective 19 September 2017 to 31 August 2020); and (from 6.5%) on plasticised poly(vinyl chloride) and certain acrylic polymers in primary forms (effective 14 October 2017 to 31 August 2018); (from 5%) on certain synthetic filament yarn (other than sewing thread) (effective 14 October 2017 to 31 July 2019); on concrete or mortar mixers (effective 26 May 2017); on glass rods (effective 7 September 2017 to 31 August 2019) (HS 3210.00.90; 3202.90.00; 2607.00.00; 4011.50.00; 4013.20.00; 7315.11.10; 8714.91.10; 8714.93.00; 8714.94.20; 8714.96.10; 8714.96.30; 8714.99.50; 8714.99.90; 904.22.00; 3906.90.90; 5402.19.00; 8474.31.00; 7002.20.10)</p>	<p>Permanent Delegation of the Russian Federation to the WTO (24 October 2017)</p>	<p>Effective: see individual dates in measure</p>
<p>Implementation of the Eurasian Common Customs Tariffs resulting in the decrease of import tariffs in accordance with the obligations of the Russian Federation in the WTO on certain products: e.g. fish and crustaceans; edible fruit and nuts; cereals; preparations of vegetables, fruit, nuts or other parts of plants; organic chemicals; plastics and articles thereof; rubber and articles thereof; articles of apparel and clothing accessories; machinery and mechanical appliances, parts thereof; certain vehicles; eggs, natural honey, edible products of animal origin, edible vegetables; beverages; perfumery and cosmetics; clocks and watches and parts thereof; furniture, bedding, mattresses, lamps and lighting fittings, prefabricated buildings (HS Chapters 3; 4; 5; 7; 8; 10; 20; 22; 29; 33; 39; 40; 62; 84; 87; 91; 94)</p>	<p>Permanent Delegation of the Russian Federation to the WTO (24 October 2017)</p>	<p>Effective 1 September 2017</p>

Measure	Source/Date	Status
<b>South Africa (for Southern African Customs Union)</b>		
Creation of new tariff lines "liquids and pastes" (HS 3907.61.10; 3907.69.10), resulting in an elimination of import tariffs (from 10%) (effective 17 March 2017). Elimination of import tariffs (from 10%) on atrazine (HS 2933.69.30) (effective 31 March 2017)	Permanent Delegation of South Africa to the WTO (25 April 2017) and International Trade Administration Commission Notices Nos. R. 236 -Government Gazette No. 40692 (17 March 2017) and R. 289 - Government Gazette No. 40734 (31 March 2017)	Effective: see individual dates in measure
Elimination of import tariffs on rack and pinion steering assemblies (excluding certain power-assisted types) (HS 8708.94.20) (effective 1 September 2017); and (from 15%) on thermal transfer printing ribbons in cartridges (HS 9612.10.10) (effective 6 October 2017)	Permanent Delegation of South Africa to the WTO (20 October 2017) and International Trade Administration Commission Notice Nos. R. 948 Government Gazette No. 41083 (1 September 2017) and R. 1082 Government Gazette No. 41165 (6 October 2017)	Effective: see individual dates in measure
<b>Serbia</b>		
Elimination in December 2016 of the temporary specific import levies (imposed on 1 July 2016) on 429 agriculture and food products tariff lines (at 8-digit level), e.g. live bovine animals, live sheep and goats, live poultry, meat and edible meat offal, live fish, dairy produce, eggs, edible vegetables and fruits, margarine, certain preparations of meat, sugar, miscellaneous edible preparations, undenatured ethyl alcohol, and unmanufactured tobacco (HS 0102; 0103; 0104; 0105; 0201; 0202; 0203; 0204; 0207; 0209; 0210; 0301; 0401; 0402; 0403; 0405; 0406; 0407; 0701; 0702; 0703; 0704; 0707; 0708; 0709; 0710; 0711; 0806; 0807; 0808; 0809; 0904; 1517; 1601; 1602; 1701; 1702; 2103; 2104; 2207; 2208; 2401)	Permanent Delegation of Serbia to the United Nations (18 May 2017) and WTO document WT/TPR/OV/19, 21 November 2016	
<b>Switzerland</b>		
Reduction of import tariffs under the Expansion of the Information Technology Agreement (ITA) (178 tariff lines at 8-digit level in HS Chapters 32; 35; 37; 39; 48; 49; 59; 84; 85; 88; 90; 95)	WTO document G/MA/W/117/Add.21, 28 January 2016	Effective 1 January 2017, with all covered tariffs to be phased out by no later than 1 July 2019
<b>Separate Customs Territory of Taiwan, Penghu, Kinmen and Matsu</b>		
Measures to facilitate trade through the implementation of paperless import declarations and documents, and intelligent mobile cargo inspection services. Regarding paperless import C2 (document review) declarations, traders can transmit electronic files of the required documents, such as the invoice, the packing list, and other commercial documents, for selected C2 declarations to Customs via the Internet, in lieu of the traditional practice of submitting paper documents. As for the intelligent mobile cargo inspection services on import C3 (document review and cargo inspection) declarations, customs inspection officers use 4G Internet and mobile devices to update the cargo inspection information, so that classification and valuation officers can conduct the next customs procedures while the inspection officers stay at the inspection site. This measure will enable the trader to keep abreast of real-time inspection status	Permanent Delegation of the Separate Customs Territory of Taiwan, Penghu, Kinmen and Matsu to the WTO (12 June 2017)	Effective December 2016

Measure	Source/Date	Status
Measures to facilitate trade through the implementation of paperless export declarations and documents, and intelligent mobile cargo inspection services. Regarding paperless export C2 (document review) declarations, traders can transmit electronic files of the required documents, such as the invoice, the packing list, and other commercial documents, for selected C2 declarations to Customs via the Internet, in lieu of the traditional practice of submitting paper documents. As for the intelligent mobile cargo inspection services on import C3 (document review and cargo inspection) declarations, customs inspection officers use 4G Internet and mobile devices to update the cargo inspection information, so that classification and valuation officers can conduct the next customs procedures while the inspection officers stay at the inspection site. This measure will enable the trader to keep abreast of real-time inspection status	Permanent Delegation of the Separate Customs Territory of Taiwan, Penghu, Kinmen and Matsu to the WTO (12 June 2017)	Effective December 2016
Further reduction of import tariffs under the Expansion of the Information Technology Agreement (ITA) (129 tariff lines at 8-digit level, in HS Chapters 32; 35; 37; 39; 59; 84; 85; 90)	WTO document G/MA/W/117/Add.22, 28 January 2016	Effective 1 July 2017
<b>Thailand</b>		
Further reduction of import tariffs under the Expansion of the Information Technology Agreement (ITA) (176 tariff lines at 8-digit level, in HS Chapters 35; 37; 39; 59; 68; 84; 85; 90; 95)	WTO document G/MA/W/117/Add.23, 28 January 2016	Effective 1 July 2017
<b>Turkey</b>		
Temporary reduction of import tariffs (from 60% to 10%) on bovine breeding animals (effective 1 January 2017); and (from 75% to 15%) on red pepper (effective 11 May 2017 to 31 August 2017); and on furniture (effective 8 March 2017). Temporary elimination of import tariffs (from 19.3%) on chickpeas (effective 8 March 2017 to 1 July 2017) (HS 0102.29; 0713.20; 0904.21; 9401; 9402; 9403; 9404)	Permanent Delegation of Turkey to the WTO (May 2017)	Effective: see individual dates in measure
Measures to facilitate trade through the establishment of the "Trade Facilitation Board", co-chaired by the Ministry of Economy and the Ministry of Customs and Trade. The Ministry of Customs and Trade (Directorate General for European Union and External Relations) serves as the Board's Secretariat (import)	Permanent Delegation of Turkey to the WTO (May 2017)	Effective 3 December 2016
Measures to facilitate trade through the establishment of the "Trade Facilitation Board", co-chaired by the Ministry of Economy and the Ministry of Customs and Trade. The Ministry of Customs and Trade (Directorate General for European Union and External Relations) serves as the Board's Secretariat (export)	Permanent Delegation of Turkey to the WTO (May 2017)	Effective 3 December 2016
Termination of registration requirements on exports of aluminium waste and scrap (HS 7602) (originally implemented on 21 April 2011)	Permanent Delegation of Turkey to the WTO (24 October 2017)	Effective 11 July 2017
Decrease of import tariffs on certain products, e.g. (from 135% to 26%) on live bovine animals for slaughter; (from 100% to 40%) on bovine carcass meat; (from 130% to 45%) on wheat; (from 130% to 35%) on barley; and (from 130% to 25%) on maize (HS 0102; 0201; 0202; 1001; 1003; 1005)	Permanent Delegation of Turkey to the WTO (24 October 2017)	Effective 27 June 2017
<b>United States</b>		
Tariff reclassifications resulting in the elimination of import tariffs on certain hole saw kits for door lockset installations (HS 8202.99.00), and in the decrease of import tariffs (to 4.2%) on five types of plastic sheeting (coverfab, safety pool fabric, DAF escape, double sided tape, and bakelit polyester film) (HS 3921.12.11; 3921.90.11)	US Customs and Border Protection 19 CFR PART 177 - Customs Bulletin and Decisions, Vol. 50 No. 48 (30 November 2016)	Effective 30 January 2017



Measure	Source/Date	Status
Further reduction of import tariffs under the Expansion of the Information Technology Agreement (ITA) (92 tariff lines at 8-digit level, in HS Chapters 32; 35; 37; 39; 85; 90; 94)	WTO document G/MA/W/117/Add.24, 28 January 2016	Effective 1 July 2017

### Recorded, but non-confirmed information<sup>3</sup>

Measure	Source/Date	Status
<b>Algeria</b>		
Temporary special authorization ( <i>contingents quantitatifs pour l'importation des produits et des marchandises au titre des licences d'importation pour l'année 2017</i> ) to import certain products (e.g. motor vehicles, iron and steel, wood and articles of wood, ceramic products, meats, cheeses, fruits, barley and maize, garlic, residues and waste from the food industries, tomatoes prepared or preserved) under certain import quotas	Avis No. 1/2017 Ministère du Commerce. Viewed at: <a href="http://www.commerce.gov.dz/avis/avis-n-deg-01-2017-portant-ouverture-des-contingents-quantitatifs-pour-l-importation-des-produits-et-des-marchandises-au-titre-des-licences-d-importation-pour-l-annee-2017">http://www.commerce.gov.dz/avis/avis-n-deg-01-2017-portant-ouverture-des-contingents-quantitatifs-pour-l-importation-des-produits-et-des-marchandises-au-titre-des-licences-d-importation-pour-l-annee-2017</a>	Effective 1 April 2017
Temporary special authorization ( <i>contingents quantitatifs pour l'importation des produits et des marchandises au titre des licences d'importation pour l'année 2017</i> ) to import certain products (e.g. air conditioning machines, refrigerators, freezers, dish washing machines, household washing machines, reception apparatus for television, mobile telephones, cosmetics and perfumery) (HS 8415; 8418; 8422; 8450; 8528; 8517.12.91; 8517.12.99; 33) under certain import quotas	Avis No. 3/2017 Ministère du Commerce (30 May 2017)	Effective 31 May 2017 to 14 June 2017
<b>Angola</b>		
Extension of the temporary elimination on import tariffs on horse mackerel fish (HS 0302), under an import quota of 90,000 tonnes (originally effective 1 January 2016 to 31 December 2016)	Agência Angola Press and Noticiasominuto (February 2017)	Effective 6 March 2017
<b>Egypt</b>		
Temporary elimination of import tariffs on fresh or chilled fish (HS 0302)	Press reports referring to Prime Minister Decree No. 1325 (June 2017)	Effective 12 June 2017 for 4 months
<b>Iceland</b>		
All customs duties on specified foods cancelled in two stages in 2016 and 2017	Ministry of Finance and Economic Affairs - National Budget Proposal 2017. Viewed at: <a href="https://eng.fjarmalaraduneyti.is/news/national-budget-proposal-2017">https://eng.fjarmalaraduneyti.is/news/national-budget-proposal-2017</a> (12 June 2016)	
<b>Nigeria</b>		
Temporary decrease of import tariffs (below ECOWAS level) on 89 products, (e.g. machinery and equipment, solid minerals, cement, textiles, cold-rolled steel, certain vehicles), through the import adjustment tax list	Africa News (5 January 2017) and Deloitte Trade Newsletter	Effective 17 October 2016
<b>Sri Lanka</b>		
Temporary decrease of the special commodity levy (from SL Rs 5/kg to SL Rs 0.25/kg) on imports of broken rice (HS 1006.40) and (from SL Rs 25/kg to SL Rs 15/kg on wheat (HS 1001)	Press reports referring to Extraordinary Gazette 2030/20-2017	Effective August for 5 months

<sup>3</sup> This Section includes information which has been obtained from public sources but has not yet been confirmed by the delegation concerned.

**ANNEX 2**TRADE REMEDIES<sup>1</sup>

(MID-OCTOBER 2016 TO MID-OCTOBER 2017)

**Confirmed information<sup>2</sup>**

Measure	Source/Date	Status
<b>Argentina</b>		
Termination on 18 October 2016 (without measure) of anti-dumping investigation on imports of load cells (NCM 9031.80.60) from China (initiated on 11 March 2015)	WTO document G/ADP/N/294/ARG, 8 March 2017	
Initiation on 29 October 2016 of anti-dumping investigation on imports of stainless steel knives with cutting blades, spoons and forks (NCM 8211.10.00; 8211.91.00; 8215.20.00; 8215.99.10) from Brazil and China	WTO document G/ADP/N/294/ARG, 8 March 2017	
Initiation on 8 December 2016 of anti-dumping investigation on imports of household type dish washing machines (NCM 8422.11.00) from China and Turkey	WTO document G/ADP/N/294/ARG, 8 March 2017	
Initiation on 8 December 2016 of anti-dumping investigation on imports of plates, sheets, film, foil and strip of poly(methyl methacrylate), non-cellular and not reinforced, laminated, supported or similarly combined with other materials (NCM 3920.51.00; 3926.90.90) from Brazil and China	WTO document G/ADP/N/294/ARG, 8 March 2017	
Initiation on 8 December 2016 of anti-dumping investigation on imports of metal protection grilles (NCM 8414.90.20) from China and Chinese Taipei	WTO document G/ADP/N/294/ARG, 8 March 2017	
Initiation on 8 December 2016 of anti-dumping investigation on imports of food grinders and mixers; and fruit or vegetable juice extractors (NCM 8509.40.50; 8509.40.20; 8509.40.10) from China	WTO document G/ADP/N/294/ARG, 8 March 2017; Resolución No. 521-E/2017 Ministerio de Producción (6 October 2017)	Provisional duty imposed on 9 October 2017
Initiation on 8 December 2016 of anti-dumping investigation on imports of steel pipes of the type used in oil and gas pipelines (NCM 7304.19.00; 7306.19.00) from China	WTO document G/ADP/N/294/ARG, 8 March 2017	
Termination on 15 March 2017 (without measure) of anti-dumping investigation on imports of poly(ethylene terephthalate) (NCM 3907.60.00) from the United States (investigation initiated on 16 September 2015)	WTO document G/ADP/N/300/ARG, 24 August 2017	(Duty imposed on imports from Indonesia)
Initiation on 5 April 2017 of anti-dumping investigation on imports of phthalic anhydride and bis(2-ethylhexyl) phthalates "DOP" (NCM 2917.32.00; 2917.35.00) from Chile; Korea, Rep. of and Mexico	WTO document G/ADP/N/300/ARG, 24 August 2017	
Termination on 11 May 2017 of anti-dumping duties on imports of steel spring lock washers (NCM 7318.21.00) from China (investigation initiated on 2 April 2016 and provisional duty imposed on 7 December 2016)	WTO document G/ADP/N/300/ARG, 24 August 2017	
Initiation on 20 May 2017 of anti-dumping investigation on imports of ceramic sanitary ware (NCM 6910.10.00; 6910.90.00) from China	WTO document G/ADP/N/300/ARG, 24 August 2017	

<sup>1</sup> The inclusion of any measure in this Annex implies no judgement by the WTO Secretariat on whether or not such measure, or its intent, is protectionist in nature. Moreover, nothing in the Annex implies any judgement, either direct or indirect, on the consistency of any measure referred to with the provisions of any WTO agreement.

<sup>2</sup> This Section includes information which has either been provided by the Member concerned or has been confirmed at the request of the Secretariat.

Measure	Source/Date	Status
Termination on 16 June 2017 (without measure) of anti-dumping investigation on imports of certain polymers of propylene plates, sheets, film, foil and strip, non-cellular and not reinforced, laminated, supported or similarly combined with other materials (NCM 3920.20.90) from Peru (investigation initiated on 13 April 2016)	WTO document G/ADP/N/300/ARG, 24 August 2017	
Termination on 20 July 2017 of anti-dumping duties on imports of paper and paperboard, coated on one or both sides with kaolin (China clay) or other inorganic substances, with or without a binder, and with no other coating, whether or not surface-coloured, surface-decorated or printed, in rolls or rectangular (including square) sheets, of any size (NCM 4810.13.89; 4810.13.90; 4810.19.89; 4810.19.90) from Finland (investigation initiated on 15 December 2010. Provisional and definitive duties imposed on 20 March and 14 June 2012)	WTO document G/ADP/N/230/ARG, 4 October 2012; and Resolución No. 316-E/2017 Ministerio de Producción (19 July 2017)	
Initiation on 4 September 2017 of anti-dumping investigation on imports of emergency lighting equipment ( <i>aparatos para iluminación de emergencia</i> ) (NCM 9405.10.99) from China	Permanent Delegation of Argentina to the WTO (20 October 2017) and Resolución Secretaría de Comercio No. 665-E/2017 Ministerio de Producción (31 August 2017)	
Initiation on 12 September 2017 of anti-dumping investigation on imports of textured yarn of polyesters (NCM 5402.33.00) from India and Indonesia	Permanent Delegation of Argentina to the WTO (20 October 2017) and Resolución Secretaría de Comercio No. 677-E/2017 Ministerio de Producción (7 September 2017)	
<b>Australia</b>		
Termination on 17 October 2016 (without measure) of anti-dumping investigation on imports of certain crystalline silicon photovoltaic modules or panels (HS 8501.61.00; 8501.62.00; 8501.63.00; 8501.64.00; 8541.40.00) from China (investigation initiated on 14 May 2014. Terminated on 6 October 2015, but investigation resumed on 8 January 2016)	WTO document G/ADP/N/294/AUS, 27 February 2017	
Termination on 19 October 2016 (without measure) of countervailing investigation on imports of steel reinforcing bar (HS 7214.20.00; 7228.30.90; 7213.10.00; 7227.90.10; 7227.90.90; 7228.30.10; 7228.60.10) from China (initiated on 23 December 2015)	WTO document G/SCM/N/313/AUS, 1 March 2017	
Termination on 19 October 2016 (without measure) of countervailing investigation on imports of rod in coils (HS 7213.91.00; 7227.90.90) from China (initiated on 17 February 2016)	WTO document G/SCM/N/313/AUS, 1 March 2017	
Termination on 24 November 2016 (without measure) of anti-dumping investigation on imports of quicklime (HS 2522.10.00) from Malaysia, Thailand and Viet Nam (initiated on 18 April 2016)	WTO document G/ADP/N/294/AUS, 27 February 2017	
Initiation on 10 January 2017 of anti-dumping investigation on imports of alloy round steel bars (HS 7228.20.10; 7228.20.90; 7228.30.10; 7228.30.90; 7228.60.10; 7228.60.90) from China	WTO document G/ADP/N/300/AUS, 28 August 2017	
Initiation on 23 January 2017 of anti-dumping investigation on imports of cooling tower water treatment controllers (HS 9032.89.80) from the United States	WTO document G/ADP/N/300/AUS, 28 August 2017; Permanent Delegation of Australia to the WTO (29 September 2017) and Australia Customs Dumping Notice No. 2017/54 (18 April 2017)	Provisional and definitive duties imposed on 18 April and 28 July 2017, respectively

Measure	Source/Date	Status
Termination on 17 February 2017 of anti-dumping investigation on imports of resealable can end closures (RTFs) (HS 8309.90.00) from India (investigation initiated on 18 May 2016 and provisional duty imposed on 5 October 2016)	WTO document G/ADP/N/300/AUS, 28 August 2017	
Termination on 23 February 2017 (without measure) of anti-dumping investigation on imports of steel shelving units (HS 9403.10.00; 9403.20.00) from China (investigation initiated on 4 July 2016)	WTO document G/ADP/N/300/AUS, 28 August 2017	
Termination on 23 February 2017 (without measure) of countervailing investigation on imports of steel shelving units (HS 9403.10.00; 9403.20.00) from China (investigation initiated on 4 July 2016)	WTO document G/SCM/N/321/AUS, 28 August 2017	
Termination on 17 April 2017 (without measure) of countervailing investigation on imports of A4 copy paper (HS 4802.56.10) from Indonesia (initiated on 12 April 2016)	WTO document G/SCM/N/321/AUS, 28 August 2017	
Initiation on 26 April 2017 of anti-dumping investigation on imports of certain wire rope (HS 7312.10.00) from South Africa	WTO document G/ADP/N/300/AUS, 28 August 2017; and Australia Customs Dumping Notice No. 2017/116 (16 August 2017)	Provisional duty imposed on 16 August 2017
Termination on 24 May 2017 (without measure) of countervailing investigation on imports of aluminium extrusions (HS 7604.10.00; 7604.21.00; 7604.29.00; 7608.10.00; 7608.20.00; 7610.10.00; 7610.90.00) from Viet Nam (investigation initiated on 16 August 2016)	WTO document G/SCM/N/321/AUS, 28 August 2017	
Initiation on 7 June 2017 of anti-dumping investigation on imports of steel rod in coils (HS 7213.91.00; 7227.90.90) from Indonesia; Korea, Rep. of and Viet Nam	WTO document G/ADP/N/300/AUS, 28 August 2017	
Initiation on 8 June 2017 of anti-dumping investigation on imports of certain wind towers (HS 7308.20.00; 7308.90.00; 8502.31.10) from Viet Nam	WTO document G/ADP/N/300/AUS, 28 August 2017	
Initiation on 27 June 2017 of anti-dumping investigation on imports of steel reinforcing bar (HS 7213.10.00; 7214.20.00; 7227.90.10; 7227.90.90; 7228.30.10; 7228.30.90; 7228.60.10) from Greece, Indonesia, Spain, Chinese Taipei and Thailand	WTO document G/ADP/N/300/AUS, 28 August 2017	
Termination on 17 July 2017 (without measure) of countervailing investigation on imports of zinc coated (galvanized) steel (HS 7210.49.00; 7212.30.00; 7225.92.00; 7226.99.00) from Viet Nam (investigation initiated on 7 October 2016)	Permanent Delegation of Australia to the WTO (20 October 2017) and Australia Customs Dumping Notice No. 2017/98 (17 July 2017)	
Termination on 12 September 2017 of anti-dumping duties on imports of hollow structural sections "HSS" (HS 7306.30.00; 7306.50.00; 7306.61.00; 7306.69.00; 7306.90.00) from India and United Arab Emirates (investigation initiated on 22 December 2015, provisional duty imposed on 22 February 2016 and terminated on 25 July 2016. On 28 January 2017, the investigation was resumed)	Permanent Delegation of Australia to the WTO (20 October 2017) and Australia Customs Dumping Notice No. 2017/129 (12 September 2017)	
<b>Brazil</b>		
Termination on 18 November 2016 (without measure) of anti-dumping investigation on imports of polyurethane (PU) synthetic leather (NCM 3921.13.90; 3921.90.19; 3921.90.90; 5603.14.10; 5603.14.20; 5603.14.30; 5603.14.40; 5603.14.90; 5603.94.10; 5603.94.20; 5603.94.30; 5603.94.90; 5903.20.00) from China (initiated on 21 July 2016)	WTO document G/ADP/N/294/BRA, 24 February 2017	

Measure	Source/Date	Status
Initiation on 21 November 2016 of countervailing investigation on imports of hot-rolled steel (NCM 7208.10.00; 7208.25.00; 7208.26.10; 7208.26.90; 7208.27.10; 7208.27.90; 7208.36.10; 7208.36.90; 7208.37.00; 7208.38.10; 7208.38.90; 7208.39.10; 7208.39.90; 7208.40.00; 7208.53.00; 7208.54.00; 7208.90.00; 7225.30.00; 7225.40.90) from China	WTO document G/SCM/N/313/BRA, 28 February 2017	
Termination on 9 February 2017 (without measure) of anti-dumping investigation on imports of analogical or digital panoramic x-ray systems for dental use (NCM 9022.12.00; 9022.13.11) from Germany (initiated on 22 October 2015)	WTO document G/ADP/N/300/BRA, 2 October 2017	
Temporary suspension on 20 November 2016 of anti-dumping duties on imports of cold polymerized emulsion styrene-butadiene rubber (E-SBR) (NCM 4002.19.11; 4002.19.19) from the European Union (investigation initiated on 27 May 2014 and duty imposed on 20 November 2015)	Permanent Delegation of Brazil to the WTO (29 May 2017) and Camex Resolution No. 96/2016 (10 October 2016)	
Initiation on 24 April 2017 of anti-dumping investigation on imports of seamed tubes of austenitic stainless steel (HS 7306.40.00; 7306.90.20) from Malaysia, Thailand and Viet Nam	WTO document G/ADP/N/300/BRA, 2 October 2017	
Initiation on 26 June 2017 of anti-dumping investigation on imports of nitrile rubber (NBR), not hydrogenated (HS 4002.59.00) from France and Korea, Rep. of	WTO document G/ADP/N/300/BRA, 2 October 2017	
Initiation on 3 July 2017 of anti-dumping investigation on imports of grinding balls and similar articles for mills (HS 7325.91.00) from India	Permanent Delegation of Brazil to the WTO (23 October 2017) and Secex Circular No. 39/2017 (30 June 2017)	
Temporary suspension on 7 July 2017 of anti-dumping duties on imports of vacuum flasks (NCM 9617.00.10) from China (imposed on 21 July 1999)	Permanent Delegation of Brazil to the WTO (23 October 2017)	
Termination on 9 August 2017 of anti-dumping duties on imports of calcium phosphate monobasic monohydrate (NCM 2835.26.00) from Argentina (imposed on 10 October 2005)	Permanent Delegation of Brazil to the WTO (23 October 2017) and Secex Circular No. 44/2017 (8 August 2017)	
Initiation on 2 October 2017 of countervailing investigation on imports of grinding balls and similar articles for mills (HS 7325.91.00) from India	Permanent Delegation of Brazil to the WTO (23 October 2017) and Secex Circular No. 51/2017 (29 September 2017)	
<b>Canada</b>		
Termination on 25 January 2017 (without measure) of anti-dumping investigation on imports of certain fabricated industrial steel components (HS 7216.99.00; 7301.20.00; 7308.40.00; 7308.90.00; 7326.90.90; 8421.99.90; 8428.31.00; 8428.32.00; 8428.33.00; 8428.39.00) from United Arab Emirates and the United Kingdom (initiated on 12 September 2016)	WTO document G/ADP/N/300/CAN, 15 September 2017	
Initiation on 20 February 2017 of anti-dumping investigation on imports of certain silicon metals (HS 2804.69.00) from Brazil, Kazakhstan, Lao People's Democratic Republic, Malaysia, Norway, Russian Federation and Thailand	WTO document G/ADP/N/300/CAN, 15 September 2017; Permanent Delegation of Canada to the WTO (20 October 2017) and Canada Border Service Agency Notice SM2 2017 IN (3 October 2017)	Terminated on 5 July 2017 on imports from the Russian Federation. Terminated on 3 October 2017 on imports from Norway. Provisional duty imposed on 5 July 2017

Measure	Source/Date	Status
Initiation on 20 February 2017 of countervailing investigation on imports of certain silicon metals (HS 2804.69.00) from Brazil, Kazakhstan, Malaysia, Norway and Thailand	WTO document G/SCM/N/321/CAN, 21 September 2017; Permanent Delegation of Canada to the WTO (20 October 2017) and Canada Border Service Agency Notice SM2 2017 IN (3 October 2017)	Provisional duty imposed on 5 July 2017. Terminated on 3 October 2017 on imports from Thailand
Initiation on 8 June 2017 of anti-dumping investigation on imports of certain carbon and alloy steel line pipe (HS 7304.19.00; 7305.11.00; 7305.12.00; 7305.19.00; 7306.19.00) from Korea, Rep. of	WTO document G/ADP/N/300/CAN, 15 September 2017; Permanent Delegation of Canada to the WTO (20 October 2017) and Canada Border Service Agency Notice LP2 2017 IN (6 September 2017)	Provisional duty imposed on 6 September 2017
Initiation on 18 August 2017 of anti-dumping investigation on imports of certain polyethylene terephthalate (PET resin) (HS 3907.61.00; 3907.69.00) from China, India, Oman and Pakistan	Permanent Delegation of Canada to the WTO (20 October 2017) and Canada Border Service Agency Notice PETR 2017 IN (18 August 2017)	
Initiation on 18 August 2017 of countervailing investigation on imports of certain polyethylene terephthalate (PET resin) (HS 3907.61.00; 3907.69.00) from China, India, Oman and Pakistan	Permanent Delegation of Canada to the WTO (20 October 2017) and Canada Border Service Agency Notice PETR 2017 IN (18 August 2017)	
<b>Chile</b>		
Initiation on 31 January 2017 of anti-dumping investigation on imports of steel bars used for the production of conventional mill balls for grinding minerals, of a diameter of less than 3.5 inches (HS 7228.30.00) from China	WTO document G/ADP/N/300/CHL, 21 July 2017	
<b>China</b>		
Initiation on 24 October 2016 of anti-dumping investigation on imports of polyformaldehyde copolymer (HS 3907.10.10) from Korea, Rep. of; Malaysia and Thailand	WTO document G/ADP/N/300/CHN, 4 August 2017	Provisional duty imposed on 30 June 2017
Termination on 22 March 2017 of anti-dumping duties on imports of photographic paper and paper board (HS 3703.10.10; 3703.20.10; 3703.90.10) from the European Union and the United States (investigation initiated on 23 December 2010. Provisional and definitive duties imposed on 10 August 2011 and 23 March 2012)	Permanent Delegation of China to the WTO (29 May 2017) and MOFCOM Announcement No. 61/2016 (7 November 2016)	
Initiation on 13 February 2017 of anti-dumping investigation on imports of ortho chloro para nitroaniline (HS 2921.42.00) from India	WTO document G/ADP/N/300/CHN, 4 August 2017	
Initiation on 13 February 2017 of countervailing investigation on imports of ortho chloro para nitroaniline (HS 2921.42.00) from India	WTO document G/SCM/N/321/CHN, 7 August 2017	
Initiation on 6 March 2017 of anti-dumping investigation on imports of bisphenol A (HS 2907.23.00) from Thailand	WTO document G/ADP/N/300/CHN, 4 August 2017	
Initiation on 27 March 2017 of anti-dumping investigation on imports of methyl isobutyl ketone (HS 2914.13.00) from Japan; Korea, Rep. of and South Africa	WTO document G/ADP/N/300/CHN, 4 August 2017	
Termination on 21 May 2017 of anti-dumping duties on imports of catechol (HS 2907.29.10) from Japan and the United States (imposed on 22 May 2006)	WTO document G/ADP/N/300/CHN, 4 August 2017	
Initiation on 8 June 2017 of anti-dumping investigation on imports of meta phenoxy benzaldehyde (HS 2912.49.90) from India	WTO document G/ADP/N/300/CHN, 4 August 2017	

Measure	Source/Date	Status
Initiation on 23 June 2017 of anti-dumping investigation on imports of styrene (HS 2902.50.00) from Korea, Rep. of; Chinese Taipei and the United States	WTO document G/ADP/N/300/CHN, 4 August 2017	
Termination on 27 June 2017 of anti-dumping duties on imports of epichlorohydrin (HS 2910.30.00) from Japan; Korea, Rep. of; Russian Federation and the United States (imposed on 28 June 2006)	WTO document G/ADP/N/300/CHN, 4 August 2017	
Initiation on 18 August 2017 of anti-dumping investigation on imports of broiler products (HS 0207; 0504) from Brazil	Permanent Delegation of China to the WTO (20 October 2017) and MOFCOM Announcement No. 39/2017 (18 August 2017)	
Initiation on 30 August 2017 of anti-dumping investigation on imports of halogenated butyl rubber (HS 4002.39.10; 4002.39.90) from the European Union, Singapore and the United States	Permanent Delegation of China to the WTO (20 October 2017) and MOFCOM Announcement No. 45/2017 (30 August 2017)	
Termination on 12 October 2017 of anti-dumping duties on imports of polyurethane (HS 5402) from Japan; Korea, Rep. of; Singapore; Chinese Taipei and the United States (imposed on 13 October 2006)	Permanent Delegation of China to the WTO (20 October 2017) and MOFCOM Announcement No. 54/2017 (14 October 2017)	
<b>Colombia</b>		
Initiation on 3 February 2017 of anti-dumping investigation on imports of cylindrical metal drums with a capacity of 208 litres (HS 7310.10.00) from Chile	WTO document G/ADP/N/300/COL, 13 September 2017	
Termination on 11 April 2017 of anti-dumping duties on imports of galvanized wire ( <i>alambre galvanizado</i> ) (HS 7217.20.00) from China (investigation initiated on 19 June 2013. Provisional and definitive duties imposed on 26 August 2013 and 11 April 2014)	WTO document G/ADP/N/300/COL, 13 September 2017	
Termination on 11 April 2017 of anti-dumping duties on imports of wood-based panels (HS 4412.31.00; 4412.32.00) from China (investigation initiated on 18 July 2013. Provisional and definitive duties imposed on 20 September 2013 and 11 April 2014)	WTO document G/ADP/N/300/COL, 13 September 2017	
Initiation on 27 April 2017 of anti-dumping investigation on imports of stainless steel sinks weighing not more than 8 kg (HS 7324.10.00) from China	WTO document G/ADP/N/300/COL, 13 September 2017	
Initiation on 2 August 2017 of anti-dumping investigation on imports of prepared or preserved potato chips (HS 2004.10.00) from Belgium, Germany and the Netherlands	Resolución No. 121/2017 Ministerio de Comercio, Industria y Turismo (2 August 2017)	
Initiation on 8 August 2017 of anti-dumping investigation on imports of L and U sections of hot-rolled iron or non-alloy steel (HS 7216.21.00; 7216.10.00; 7228.70.00) from China	Resolución No. 123/2017 Ministerio de Comercio, Industria y Turismo (8 August 2017)	
Initiation on 22 August 2017 of anti-dumping investigation on imports of woven fabrics of cotton (denim) (HS 5209.42.00; 5209.49.00; 5211.42.00; 5211.49.00) from China	Resolución No. 133/2017 Ministerio de Comercio, Industria y Turismo (22 August 2017)	
<b>Costa Rica</b>		
Termination on 6 July 2017 (without measure) of anti-dumping investigation on imports of certain steel tanks for any material (other than compressed or liquefied gas), of a capacity not exceeding 300 litres, whether or not lined or heat-insulated, but not fitted with mechanical or thermal equipment (HS 7310.10.00) from Chile (investigation initiated on 15 June 2016)	WTO document G/ADP/N/300/CRI, 14 September 2017	
<b>Egypt</b>		
Initiation on 16 November 2016 of anti-dumping investigation on imports of tableware and kitchenware of plastic (melamine) (HS 3924.10) from China and Malaysia	WTO document G/ADP/N/294/EGY, 7 February 2017	

Measure	Source/Date	Status
Initiation on 16 November 2016 of anti-dumping investigation on imports of trays made of urea (HS 3924.10) from China	WTO document G/ADP/N/294/EGY, 7 February 2017	
Initiation on 16 November 2016 of anti-dumping investigation on imports of polyvinyl chloride (HS 3904.10.00) from the United States	WTO document G/ADP/N/294/EGY, 7 February 2017	
Initiation on 22 December 2016 of anti-dumping investigation on imports of bars and rods of iron alloy or non-alloy steel rebar, hot-rolled in wound coil or bars or rods (steel rebar for construction) (HS 7213; 7214; 7227; 7228) from China, Turkey and Ukraine	WTO document G/ADP/N/300/EGY, 20 July 2017	Provisional duty imposed on 7 June 2017
Initiation on 22 December 2016 of countervailing investigation on imports of bars and rods of iron alloy or non-alloy steel rebar, hot-rolled in wound coil or bars or rods (steel rebar for construction) (HS 7213; 7214; 7227; 7228) from China and Turkey	WTO document G/SCM/N/313/EGY, 28 February 2017	
Termination on 6 June 2017 of safeguard duties on imports of steel rebar (HS 7213; 7214) (initiated on 14 October 2014)	WTO document G/SG/N/8/EGY/7/Suppl.1, 8 June 2017	
<b>European Union</b>		
Termination on 12 November 2016 of anti-dumping duties on imports of saturated fatty alcohols with a carbon chain length of C8, C10, C12, C14, C16 or C18 (not including branched isomers) including single saturated fatty alcohols (also referred to as "single cuts") and blends predominantly containing a combination of carbon chain lengths C6-C8, C6-C10, C8-C10, C10-C12 (commonly categorized as C8-C10), blends predominantly containing a combination of carbon chain lengths C12-C14, C12-C16, C12-C18, C14-C16 (commonly categorized as C12-C14) and blends predominantly containing a combination of carbon chain lengths C16-C18 (HS 2905.16.85; 2905.17.00; 2905.19.00; 3823.70.00) from India, Indonesia and Malaysia (investigation initiated on 13 August 2010, provisional and definitive duties imposed on 11 May and 11 November 2011)	Commission Notice 2016/C 418/03 (12 November 2016)	
Termination on 5 December 2016 (without measure) of anti-dumping investigation on imports of certain manganese oxides (HS 2602.00.00; 2820.90.90) from Brazil, Georgia, India and Mexico (initiated on 17 December 2015)	WTO document G/ADP/N/294/EU, 11 April 2017	
Initiation on 9 December 2016 of anti-dumping investigation on imports of certain corrosion resistant steels "CRS" (HS 7210.41.00; 7210.49.00; 7210.61.00; 7210.69.00; 7212.30.00; 7212.50.61; 7212.50.69; 7225.92.00; 7225.99.00; 7226.99.30; 7226.99.70) from China	WTO document G/ADP/N/294/EU, 11 April 2017; and Commission Implementing Regulation No. 2017/1444 (9 August 2017)	Provisional duty imposed on 10 August 2017
Initiation on 10 December 2016 of anti-dumping investigation on imports of certain cast iron articles (HS 7325.10.00; 7325.99.10) from China and India	WTO document G/ADP/N/294/EU, 11 April 2017; and Commission Implementing Regulation No. 2017/1480 (16 August 2017)	Provisional duty imposed on 17 August 2017 on imports from China
Termination on 8 January 2017 of anti-dumping duties on imports of certain stainless steel fasteners and parts thereof (HS 7318.12.10; 7318.14.10; 7318.15.30; 7318.15.51; 7318.15.61; 7318.15.70) from China and Chinese Taipei (imposed on 19 November 2005)	WTO document G/ADP/N/300/EU, 19 October 2017	
Termination on 7 February 2017 of anti-dumping duties on imports of certain polyethylene terephthalate (PET) (HS 3907.60.20) from China (imposed on 19 August 2004)	WTO document G/ADP/N/300/EU, 19 October 2017	



Measure	Source/Date	Status
Termination on 10 February 2017 of anti-dumping duties on imports of steel ropes and cables (steel wire ropes) (HS 7312.10.81; 7312.10.83; 7312.10.85; 7312.10.89; 7312.10.98) from the Republic of Moldova (imposed on 24 April 2004), Morocco (imposed on 30 October 2004) and Ukraine (imposed on 16 November 2005)	WTO document G/ADP/N/300/EU, 19 October 2017	
Termination on 7 June 2017 (without measure) of anti-dumping investigation on imports of purified terephthalic acid and its salts (HS 2917.36.00) from Korea, Rep. of (investigation initiated on 3 August 2016)	WTO document G/ADP/N/300/EU, 19 October 2017	
Initiation on 23 June 2017 of anti-dumping investigation on imports of low carbon-ferro-chrome (HS 7202.49.50) from China, Russian Federation and Turkey	WTO document G/ADP/N/300/EU, 19 October 2017	
Initiation on 2 August 2017 of anti-dumping investigation on imports of ferro-silicon (HS 7202.21.00; 7202.29.10; 7202.29.90) from Egypt and Ukraine	Commission Notice 2017/C 251/04 (2 August 2017)	
Initiation on 11 August 2017 of anti-dumping investigation on imports of new and retreaded tyres for buses (HS 4011.20.90; 4012.12.00) from China	Commission Notice 2017/C 264/13 (11 August 2017)	
Termination on 6 October 2017 (without measure) of anti-dumping investigation on imports of certain hot-rolled flat products of iron, non-alloy or other alloy steel (HS 7208.10.00; 7208.25.00; 7208.26.00; 7208.27.00; 7208.36.00; 7208.37.00; 7208.38.00; 7208.39.00; 7208.40.00; 7208.52.99; 7208.53.90; 7208.54.00; 7211.14.00; 7211.19.00; 7225.19.10; 7225.30.10; 7225.30.30; 7225.30.90; 7225.40.12; 7225.40.15; 7225.40.60; 7225.40.90; 7226.19.10; 7226.20.00; 7226.91.20; 7226.91.91; 7226.91.99) from Serbia (initiated on 7 July 2016)	Commission Implementing Regulation No. 2017/1795 (5 October 2017)	
Initiation on 14 October 2017 of countervailing investigation on imports of new and retreaded tyres for buses or lorries (HS 4011.20.90; 4012.12.20) from China	Commission Notice 2017/C 346/10 (14 October 2017)	
<b>India</b>		
Termination on 24 November 2016 of anti-dumping duties on imports of flat products of stainless steel, hot-rolled (HS 7219.11; 7219.12; 7219.13; 7219.14; 7219.21; 7219.22; 7219.23; 7219.24; 7220.11; 7220.12) from the European Union; Korea, Rep. of; South Africa; Chinese Taipei and the United States (investigation initiated on 12 April 2010 and definitive duty imposed on 25 November 2011)	WTO document G/ADP/N/294/IND, 11 April 2017	
Termination on 16 December 2016 (without measure) of safeguard investigation on imports of unwrought aluminium (aluminium, not alloyed, and aluminium alloys) (HS 7601) (investigation initiated on 19 April 2016)	Permanent Delegation of India to the WTO (30 May 2017) and WTO document G/SG/N/8/IND/29/Suppl.1 20 December 2016	
Termination on 12 January 2017 of anti-dumping duties on imports of silk fabric (HS 5007) from China (imposed on 31 May 2006)	WTO document G/ADP/N/300/IND, 9 October 2017	
Initiation on 2 February 2017 of anti-dumping investigation on imports of polyester staple fibre "PSF" (HS 5503.20.00) from China, Indonesia, Malaysia and Thailand	WTO document G/ADP/N/300/IND, 9 October 2017	
Initiation on 9 February 2017 of anti-dumping investigation on imports of methyl ethyl ketone "MEK" (HS 2914.12.00) from China, Japan, South Africa and Chinese Taipei	WTO document G/ADP/N/300/IND, 9 October 2017	
Initiation on 17 February 2017 of anti-dumping investigation on imports of veneered engineered wooden flooring (HS 44) from China, the European Union, Indonesia and Malaysia	WTO document G/ADP/N/300/IND, 9 October 2017	

Measure	Source/Date	Status
Initiation on 15 February 2017 of anti-dumping investigation on imports of monoisopropylamine "MIPA" (HS 2921.11.90) from China	WTO document G/ADP/N/300/IND, 9 October 2017	
Initiation on 17 March 2017 of anti-dumping investigation on imports of dimethylacetamide (HS 2924.19.00; 2902.11.00; 2905.19.90; 2911.00.90; 2915.29.90; 2915.39.90; 2921.11.10; 2921.11.90; 2921.29.90; 2922.50.90; 2924.19.00; 2924.21.90; 2924.29.90; 2926.90.00; 2042.00.90) from China and Turkey	WTO document G/ADP/N/300/IND, 9 October 2017	
Initiation on 17 March 2017 of anti-dumping investigation on imports of phosphorus pentoxide (HS 2809.10.00) from China	WTO document G/ADP/N/300/IND, 9 October 2017	
Initiation on 28 March 2017 of anti-dumping investigation on imports of glassware (HS 7013.29; 7013.37; 7013.39; 7013.49; 7014.99) from China and Indonesia	WTO document G/ADP/N/300/IND, 9 October 2017	
Initiation on 30 March 2017 of anti-dumping investigation on imports of playing cards (HS 9504.40.00) from China	WTO document G/ADP/N/300/IND, 9 October 2017	
Initiation on 31 March 2017 of anti-dumping investigation on imports of fishing nets (HS 5608.11.10) from Bangladesh and China	WTO document G/ADP/N/300/IND, 9 October 2017	
Initiation on 19 April 2017 of anti-dumping investigation on imports of acrylic fibre (HS 5501.30; 5503.30; 5506.30) from Belarus, China, the European Union, Peru and Ukraine	WTO document G/ADP/N/300/IND, 9 October 2017	
Initiation on 19 April 2017 of anti-dumping investigation on imports of ceramic rollers (HS 69) from China	WTO document G/ADP/N/300/IND, 9 October 2017	
Initiation on 24 April 2017 of anti-dumping investigation on imports of saturated fatty alcohols (HS 3823.70.10; 3823.70.20; 3823.70.40; 3823.70.90) from Indonesia, Malaysia, the Kingdom of Saudi Arabia and Thailand	WTO document G/ADP/N/300/IND, 9 October 2017	
Termination on 28 May 2017 of anti-dumping duties on imports of aniline (HS 2921.41) from the European Union (investigation initiated on 20 December 2010 and definitive duty imposed on 29 May 2012)	WTO document G/ADP/N/300/IND, 9 October 2017	
Initiation on 1 June 2017 of anti-dumping investigation on imports of dioctyl phthalate "DOP" (HS 2917.39.20) from Korea, Rep. of and Chinese Taipei	WTO document G/ADP/N/300/IND, 9 October 2017	
Termination on 14 June 2017 of anti-dumping investigation on imports of hydrogen peroxide (HS 2847.00.00) from Indonesia (investigation initiated on 14 January 2016)	WTO document G/ADP/N/300/IND, 9 October 2017	
Initiation on 15 June 2017 of anti-dumping investigation on imports of high tenacity polyester yarn (HS 5402.20.90) from China	WTO document G/ADP/N/300/IND, 9 October 2017	
Termination on 19 June 2017 of anti-dumping duties on imports of pentaerythritol (HS 2905.42.00) from the European Union (excluding Sweden) (investigation initiated on 11 January 2011 and definitive duty imposed on 20 June 2012)	WTO document G/ADP/N/300/IND, 9 October 2017	
Initiation on 4 July 2017 of anti-dumping investigation on imports of sodium dichromate (HS 2841.30.00) from Kazakhstan, Russian Federation, South Africa and Turkey	Permanent Delegation of India to the WTO (28 September 2017) and Notification No. 6/4/2017-DGAD, Case No. O.I/09/2017 - Ministry of Commerce and Industry - Directorate General of Anti-Dumping and Allied Duties (4 July 2017)	

Measure	Source/Date	Status
Initiation on 21 July 2017 of anti-dumping investigation on imports of solar cells, whether or not assembled, partially or fully, in modules or panels, or on glass or some other suitable substrates (HS 8541.40.11) from China, Malaysia and Chinese Taipei	Permanent Delegation of India to the WTO (28 September 2017), Notification No. 6/30/2017-DGAD, Case No. OI/33/2017 - Ministry of Commerce and Industry - Directorate General of Anti-Dumping and Allied Duties (21 July 2017)	
Initiation on 22 August 2017 of anti-dumping investigation on imports of nylon filament yarn (multi-filament) (HS 5402.10) from the European Union and Viet Nam	Permanent Delegation of India to the WTO (28 September 2017) and Notification No. 14/33/2016-DGAD - Ministry of Commerce and Industry - Directorate General of Anti-Dumping and Allied Duties (22 August 2017)	
Initiation on 23 August 2017 of anti-dumping investigation on imports of belting fabric (HS 5910.00) from China	Permanent Delegation of India to the WTO (28 September 2017) and Notification No. 14/35/2016-DGAD - Ministry of Commerce and Industry - Directorate General of Anti-Dumping and Allied Duties (23 August 2017)	
Initiation on 22 September 2017 of anti-dumping investigation on imports of straight length bars and rods of alloy steel (HS 7228; 7214; 7215) from China	Notification No. 6/10/2017-DGAD - (Case No. O.I. 16/2017) Ministry of Commerce and Industry - Directorate General of Anti-Dumping and Allied Duties (22 September 2017)	
<b>Indonesia</b>		
Termination on 31 October 2016 (without measure) of anti-dumping investigation on imports of cold-rolled stainless steel (HS 7219.32.00; 7219.33.00; 7219.34.00; 7219.35.00; 7219.90.00; 7220.20.10; 7220.20.90; 7220.90.10; 7220.90.90) from China; Korea, Rep. of; Malaysia; Singapore; Chinese Taipei and Thailand (initiated 22 December 2014)	WTO document G/ADP/N/294/IDN, 21 March 2017	
Initiation on 23 December 2016 of anti-dumping investigation on imports of coloured steel, coated (HS 7210.70.10; 7212.40.10; 7212.40.20) from China and Viet Nam	WTO document G/ADP/N/294/IDN, 21 March 2017	
<b>Israel</b>		
Initiation on 18 May 2017 of anti-dumping investigation on Portland cement (HS 2523.29.00) from Greece and Turkey	WTO document G/ADP/N/300/ISR, 19 October 2017	
Initiation on 27 June 2017 of anti-dumping investigation on low voltage copper cables (HS 8544.49.90) from Turkey	WTO document G/ADP/N/300/ISR, 19 October 2017	
<b>Japan</b>		
Initiation on 31 March 2017 of anti-dumping investigation on imports of carbon steel butt welding fittings (HS 7307.93) from China and Korea, Rep. of	WTO document G/ADP/N/300/JPN, 21 July 2017	
<b>Korea, Rep. of</b>		
Initiation on 7 December 2016 of anti-dumping investigation on imports of ferro-silico-manganese (HS 7202.30) from India, Ukraine and Viet Nam	WTO document G/ADP/N/300/KOR, 17 August 2017	Provisional duty imposed on 31 May 2017

Measure	Source/Date	Status
Termination on 19 December 2016 of anti-dumping duties on imports of polyester filament draw textured yarn (HS 5402.33) from China, Malaysia and Chinese Taipei (imposed on 20 October 2006)	WTO document G/ADP/N/294/KOR, 15 February 2017	
Initiation on 17 April 2017 of anti-dumping investigation on imports of PET film (HS 3920.62.00; 3920.69.00) from Chinese Taipei, Thailand and United Arab Emirates	WTO document G/ADP/N/300/KOR, 17 August 2017	
Initiation on 10 July 2017 of anti-dumping investigation on imports of coated printing paper (HS 4802.55.10; 4802.57.10; 4810.13.10; 4810.14.10; 4810.19.10; 4810.22.00) from China, Japan and Finland	Permanent Delegation of the Republic of Korea to the WTO (24 October 2016)	
<b>Malaysia</b>		
Termination on 19 October 2016 of anti-dumping duties on imports of poly(ethylene terephthalate) (HS 3907.60.00) from Thailand (imposed on 23 October 2005)	WTO document G/ADP/N/294/MYS, 8 March 2017	
Initiation on 15 May 2017 of anti-dumping investigation on imports of cold-rolled stainless steel in coils, sheets or any other forms (HS 7219.31.00; 7219.32.00; 7219.33.00; 7219.34.00; 7219.35.00; 7220.20.13; 7220.20.19; 7220.20.90) from China; Korea, Rep. of; Chinese Taipei and Thailand	WTO document G/ADP/N/300/MYS, 6 September 2017	
<b>Mexico</b>		
Initiation on 7 December 2016 of anti-dumping investigation on imports of carbon and alloy steel tubing with longitudinal seams and a circular, square or rectangular cross-section (HS 7306.61.01; 7306.19.99; 7306.30.99; 7306.30.01) from China	WTO document G/ADP/N/294/MEX, 28 February 2017; and Diario Oficial de la Federación (Official Journal), 11 August 2017	Provisional duty imposed on 11 August 2017
Initiation on 15 December 2016 of anti-dumping investigation on imports of seamless carbon steel tubing (HS 7304.19.01; 7304.19.02; 7304.19.99; 7304.39.05; 7304.39.06; 7304.39.99) from India; Korea, Rep. of; Spain and Ukraine	WTO document G/ADP/N/294/MEX, 28 February 2017; and Diario Oficial de la Federación (Official Journal), 3 August 2017	Provisional duty imposed on 3 August 2017
Termination on 15 December 2016 of anti-dumping duties on imports of multilayer paper sacks for lime and cement (HS 4819.30.01) from Brazil (imposed on 26 January 2006)	WTO document G/ADP/N/294/MEX, 28 February 2017	
Termination on 3 April 2017 of anti-dumping duties on imports of mushrooms of the genus Agaricus (HS 2003.10.01) from Chile (imposed on 18 May 2006)	WTO document G/ADP/N/300/MEX, 31 August 2017	
Initiation on 26 June 2017 of anti-dumping investigation on imports of foil balloons (HS 9503.00.23; 9505.90.99) from China	WTO document G/ADP/N/300/MEX, 31 August 2017	
Initiation on 10 August 2017 of anti-dumping investigation on imports of polybutadiene-styrene rubber in emulsion "SBR" (HS 4002.19.01; 4002.19.02; 4002.19.03; 4002.19.99) from Japan; Korea, Rep. of; Poland and the United States	Permanent Delegation of Mexico to the WTO (28 September 2017) and Diario Oficial de la Federación (Official Journal), 10 August 2017	
Initiation on 10 August 2017 of anti-dumping investigation on imports of micro-wire for welding (HS 7229.20.01; 7229.90.99; 8311.90.01) from China	Permanent Delegation of Mexico to the WTO (28 September 2017) and Diario Oficial de la Federación (Official Journal), 10 August 2017	
<b>Morocco</b>		
Initiation on 11 May 2017 of anti-dumping investigation on imports of exercise-books (HS 4820.20) from Tunisia	WTO document G/ADP/N/300/MAR, 27 September 2017	
<b>New Zealand</b>		
Initiation on 19 December 2016 of countervailing investigation on imports of galvanized steel coil (HS 7210.49.31) from China	WTO document G/SCM/N/321/NZL, 30 August 2017	Terminated on 5 July 2017

Measure	Source/Date	Status
Termination on 1 March 2017 of anti-dumping duties on imports of peaches in preserving liquid, in containers up to and including 4 kg (HS 2008.70.09) from Spain (investigation initiated on 7 February 2011 and definitive duty imposed on 4 August 2011)	WTO document G/ADP/N/300/NZL, 4 September 2017	
Termination on 17 July 2017 of anti-dumping duties on imports of plasterboard (HS 6809.11.00) from Thailand (imposed on 21 December 1989)	Permanent Delegation of New Zealand to the WTO (26 September 2013)	
Initiation on 15 August 2017 of anti-dumping investigation on imports of reinforcing steel bar and coil (rebar) (HS 7213.10.90; 7213.91.90; 7213.99.90; 7214.20.90; 7214.99.90; 7227.90.00; 7228.30.00; 7228.50.00; 7228.60.00) from China and Malaysia	Permanent Delegation of New Zealand to the WTO (26 September 2013) and Ministry of Business, Innovation and Employment - Non-Confidential Initiation Report: Application for Anti-Dumping Duties (August 2017)	
Initiation on 15 August 2017 of countervailing investigation on imports of reinforcing steel bar and coil (rebar) (HS 7213.10.90; 7213.91.90; 7213.99.90; 7214.20.90; 7214.99.90; 7227.90.00; 7228.30.00; 7228.50.00; 7228.60.00) from China	Permanent Delegation of New Zealand to the WTO (26 September 2013) and Ministry of Business, Innovation and Employment - Non-Confidential Initiation Report: Application for Countervailing Duties (August 2017)	
<b>Pakistan</b>		
Initiation on 26 November 2016 of anti-dumping investigation on imports of deformed concrete reinforcing steel bars (HS 7214.20.10; 7214.20.90; 7214.30.10; 7214.30.90; 7214.99.10; 7214.99.90; 7215.10.10; 7215.10.90; 7215.50.10; 7215.50.90; 7215.90.10; 7215.90.90; 7228.20.90; 7228.30.90; 7228.10.00; 7228.40.00; 7228.50.00; 7228.60.00) from China	WTO document G/ADP/N/300/PAK, 31 July 2017	
Initiation on 28 November 2016 of anti-dumping investigation on imports of sulphonic acid (HS 3402.11.10) from China; India; Indonesia; Iran, Islamic Rep. of; Korea, Rep. of and Chinese Taipei	WTO document G/ADP/N/300/PAK, 31 July 2017	Provisional duty imposed on 25 May 2017
Initiation on 29 November 2016 of anti-dumping investigation on imports of polyvinyl chloride (suspension grade) (HS 3904.10.90) from China; Korea, Rep. of; Chinese Taipei and Thailand	WTO document G/ADP/N/300/PAK, 31 July 2017	Provisional duty imposed on 13 June 2017
Termination on 9 February 2017 of anti-dumping duties on imports of phthalic anhydride (PA) (HS 2917.35.00) from India (imposed on 13 February 2006)	WTO document G/ADP/N/300/PAK, 31 July 2017	
Termination on 22 February 2017 (without measure) of anti-dumping investigation on imports of cotton yarn 55.5 and above (HS 5205.15.00; 5205.27.00; 5205.28.00; 5205.35.00; 5205.47.00; 5205.48.00) from India (initiated on 20 August 2015)	WTO document G/ADP/N/300/PAK, 31 July 2017	
Termination on 28 March 2017 of anti-dumping duties on imports of phthalic anhydride (PA) (HS 2917.35.00) from Brazil; China; Indonesia; Korea, Rep. of and Chinese Taipei (investigation initiated on 25 May 2009 and definitive duty imposed on 30 September 2010)	WTO document G/ADP/N/300/PAK, 31 July 2017	
Termination on 12 May 2017 of anti-dumping investigation on imports of dextrose monohydrate (HS 1702.30.00) from India (investigation initiated on 13 November 2015 and provisional duty imposed on 28 October 2016)	WTO document G/ADP/N/300/PAK, 31 July 2017	
Initiation on 9 June 2017 of anti-dumping investigation on imports of colour coated steel coils/sheets (HS 7210.70.10; 7210.70.20; 7210.70.90; 7212.40.10; 7212.40.90) from China and South Africa	WTO document G/ADP/N/300/PAK, 31 July 2017	

Measure	Source/Date	Status
<b>Peru</b>		
Initiation on 19 February 2017 of anti-dumping investigation on imports of zip fasteners and parts thereof (HS 9607.11.00; 9607.19.00; 9607.20.00) from China	WTO document G/ADP/N/300/PER, 15 September 2017; Permanent Delegation of Peru to the WTO (25 September 2017) and Resolución No. 169-2017/CDB-INDECOPI (9 August 2017)	Provisional duty imposed on 17 August 2017
Initiation on 10 May 2017 of countervailing investigation on imports of certain undenatured ethyl alcohol ( <i>etanol</i> ) (HS 2207.10.00; 2207.20.00; 3826.00) from the United States	WTO document G/SCM/N/321/PER, 20 September 2017	
Termination on 21 June 2017 of anti-dumping duties on imports of hot-rolled steel tubes and pipes (HS 7306.30.99; 7306.61.00; 7306.90.00) from China (investigation initiated on 25 October 2013 and definitive duty imposed on 22 April 2015)	WTO document G/ADP/N/300/PER, 15 September 2017	
Termination on 24 August 2017 of anti-dumping duties on imports of polyester/cotton poplin fabrics (HS 5407.81.00; 5407.82.00; 5512.11.00; 5512.19.00; 5513.11.00; 5513.21.00; 5514.11.00; 5514.21.00) from China (definitive duty imposed on 21 May 2004)	Permanent Delegation of Peru to the WTO (16 October 2017) and Resolución No. 168-2017/CDB-INDECOPI (9 August 2017)	
<b>Russian Federation (for the Eurasian Economic Union)</b>		
Initiation on 16 January 2017 of anti-dumping investigation on imports of herbicides (HS 3808.93) from the European Union	WTO document G/ADP/N/300/RUS, 25 September 2017	
<b>Saudi Arabia, Kingdom of (for the Gulf Co-operation Council)</b>		
Initiation on 25 April 2017 of anti-dumping investigation on imports of seamless pipes and tubes of iron or steel of a kind used for oil or gas pipelines and drilling, of circular cross-section, of an external diameter not exceeding 16 inches (406.4 mm) (HS 7304.19.00; 7304.29.00) from China	WTO document G/ADP/N/300/SAU, 29 August 2017	
Termination on 3 May 2017 of safeguard investigation on imports of ferro-silico-manganese (HS 7202.30.00) (investigation initiated on 3 October 2016 and provisional duty imposed on 1 November 2016)	WTO documents G/SG/N/6/SAU/2 and G/SG/N/7/SAU/1/Suppl.2, 18 May 2017	
Initiation on 31 July 2017 of anti-dumping investigation on imports of uncoated Kraft paper and paperboard in rolls, other than that of heading HS 4802 or HS 4803 (HS 4804.11.00; 4804.19.00; 4804.31.00; 4804.39.00; 4804.41.00) from Italy, Poland and Spain	Permanent Delegation of the Kingdom of Saudi Arabia to the WTO (October 2017)	
Initiation on 20 September 2017 of safeguard investigation on imports of prepared additives for cements, mortars or concretes (chemical plasticizers) (HS 3824.40.00)	WTO documents G/SG/N/6/BHR/3, 3 October 2017	
<b>South Africa (for the Southern African Customs Union)</b>		
Termination on 29 September 2017 (without measure) of safeguard investigation on imports of flat-rolled products of iron or non-alloy steel (HS 7209.15; 7209.16; 7209.17; 7209.18; 7225.50; 7226.92) (initiated on 29 July 2016)	WTO document G/SG/N/9/ZAF/2, 6 October 2017	
Termination on 26 July 2017 of anti-dumping duties on drawn and float glass (HS 7005.29.05) from Indonesia (imposed on 3 October 2006)	Permanent Delegation of South Africa to the WTO (20 October 2017 and International Trade Administration Commission Notice No. R. 1083 - Government Gazette No. 41165 (6 October 2017)	

Measure	Source/Date	Status
<b>Thailand</b>		
Termination on 31 May 2017 of anti-dumping duties on imports of unglazed/glazed ceramic flags and paving, hearth or wall tiles; and unglazed/glazed ceramic mosaic cubes and the like, whether or not on the backing (HS 6907.10.00; 6907.90.00; 6908.10.00, 6908.90.10; 6908.90.90) from China (investigation initiated on 3 December 2009 and definitive duty imposed on 2 June 2011)	WTO document G/ADP/N/300/THA, 23 August 2017	
Termination on 2 August 2017 (without measure) of anti-dumping investigation on imports of flat hot-rolled steel-pickled and oiled in coils or not (HS 7208.25.00; 7208.26.00; 7208.27.10; 7208.27.90; 7211.14.19; 7211.19.11; 7211.19.21) from Korea, Rep. of (initiated on 4 February 2016)	Permanent Delegation of Thailand to the WTO (28 September 2017)	
Termination on 1 September 2017 of anti-dumping duties on imports of bead wire (HS 7217.30.31) from China (investigation initiated on 15 March 2016 and provisional duty imposed on 8 December 2016)	Permanent Delegation of Thailand to the WTO (28 September 2017)	
<b>Turkey</b>		
Termination on 28 October 2016 (without measure) of countervailing investigation on imports of seamless tubes, pipes and hollow profiles of iron (other than cast iron) or steel (HS 7304) from China (initiated on 15 May 2015)	WTO document G/SCM/N/313/TUR, 8 March 2017	
Initiation on 30 October 2016 of anti-dumping investigation on imports of unbleached kraftliner paper (HS 4804.11.11; 4804.11.15; 4804.11.90) from Brazil, Finland, Poland and the Russian Federation	WTO document G/ADP/N/294/TUR, 2 March 2017	
Termination on 30 October 2016 (without measure) of anti-dumping investigation on imports of cold-rolled stainless steel flats (HS 7219.31.00; 7219.32.10; 7219.32.90; 7219.33.10; 7219.33.90; 7219.34.10; 7219.34.90; 7219.35.10; 7219.35.90; 7220.20.21; 7220.20.29; 7220.20.41; 7220.20.49; 7220.20.81; 7220.20.89) from China and Chinese Taipei (investigation initiated on 22 August 2015)	WTO document G/ADP/N/294/TUR, 2 March 2017	
Initiation on 23 November 2016 of anti-dumping investigation on imports of dioctyl terephthalate (HS 2917.39.95) from Korea, Rep. of	WTO document G/ADP/N/294/TUR, 2 March 2017	
Termination on 29 November 2016 of anti-dumping duties on dioctyl phthalate "DOP" (HS 2917.32.00) from Romania (investigation initiated on 19 February 2011 and definitive duty imposed on 29 November 2011)	WTO document G/ADP/N/294/TUR, 2 March 2017	
Initiation on 21 December 2016 of anti-dumping investigation on imports of heavy plate (HS 7208.51.20; 7208.90.80; 7211.13.00; 7211.14.00; 7225.40.40; 7225.99.00) from China	WTO document G/ADP/N/294/TUR, 2 March 2017	
Termination on 31 January 2017 of anti-dumping duties on imports of pre-finished engineered laminated flooring (HS 4411.13, 4411.14; 4411.92; 4411.93) from China and Indonesia (imposed on 8 July 2006)	WTO document G/ADP/N/300/TUR, 4 September 2017	
Initiation on 23 February 2017 of anti-dumping investigation on imports of terephthalic acid (HS 2917.36.00) from Belgium; Korea, Rep. of and Spain	WTO document G/ADP/N/300/TUR, 4 September 2017	
Initiation on 24 March 2017 of anti-dumping investigation on imports of sodium percarbonates (HS 2836.99.90) from Germany and Sweden	WTO document G/ADP/N/300/TUR, 4 September 2017	
Initiation on 6 April 2017 of safeguard investigation on imports of pneumatic tyres (HS 4011.10; 4011.20; 4011.70; 4011.80; 4011.90; 8708)	WTO document G/SG/N/6/TUR/22, 12 April 2017	
Initiation on 22 April 2017 of safeguard investigation on imports of toothbrushes (HS 9603.21.00)	WTO document G/SG/N/6/TUR/23, 3 May 2017	

Measure	Source/Date	Status
Initiation on 14 May 2017 of anti-dumping investigation on imports of glass fibre reinforcement materials (HS 7019) from Egypt	WTO document G/ADP/N/300/TUR, 4 September 2017	
Initiation on 17 June 2017 of safeguard investigation on imports of poly(ethylene terephthalate) (HS 3907.61.00)	WTO document G/SG/N/6/TUR/16/Suppl.1, 23 June 2017	
<b>Ukraine</b>		
Initiation on 18 February 2017 of anti-dumping investigation on imports of armature and wire rod (HS 7213; 7214; 7227; 7228) from the Russian Federation	WTO document G/ADP/N/300/UKR, 4 September 2017	
Termination on 27 February 2017 of anti-dumping duties on imports of methanol (methyl alcohol) (HS 2905.11.00) from the Russian Federation (investigation initiated on 13 July 2010 and definitive duty imposed on 26 February 2012)	WTO document G/ADP/N/300/UKR, 4 September 2017	
Initiation on 15 April 2017 of anti-dumping investigation on imports of carbamide-formaldehyde produce (HS 3909.10.00) from the Russian Federation Temporary suspension from 13 February to 20 May 2017 of the anti-dumping duties on imports of certain nitrogen fertilizers (urea, UAN) (HS 3102.10; 3102.80.00) from the Russian Federation (investigation initiated on 27 June 2015 and definitive duty imposed on 30 December 2016)	WTO document G/ADP/N/300/UKR, 4 September 2017 Permanent Delegation of Ukraine to the WTO (26 September 2017)	Resumption of duty on 22 May 2017 (duty temporary suspended from 13 February to 20 May 2017)
Termination on 20 May 2017 of safeguard duties on imports of tableware and kitchenware of porcelain (HS 6911.10.00) (investigation initiated on 21 May 2013 and duty imposed in May 2014)	WTO document G/SG/N/6/UKR/10/Suppl.2, 9 June 2017	
Termination on 29 May 2017 of anti-dumping duties on imports of float glass (thermally polished sheet glass) (HS 7005.29.25; 7005.29.35; 7005.29.80) from the Russian Federation (investigation initiated on 27 April 2011 and definitive duty imposed on 28 May 2012)	WTO document G/ADP/N/300/UKR, 4 September 2017	
Initiation on 10 August 2017 of safeguard investigation on imports of sulfuric acid and oleum (HS 2807.00.00)	WTO document G/SG/N/6/UKR/12, 21 August 2017	
<b>United States</b>		
Initiation on 18 October 2016 of anti-dumping investigation on imports of steel concrete reinforcing bar (HS 7213.10.00; 7214.20.00; 7228.30.80; 7215.90.10; 7215.90.50; 7221.00.00; 7222.11.00; 7222.30.00; 7227.20.00; 7227.90.60; 7228.20.10; 7228.60.60) from Japan, Chinese Taipei and Turkey	WTO document G/ADP/N/300/USA, 6 September 2017; and Department of Commerce, International Trade Administration A-489-829 and A-588-876, Federal Register/Vol 82 FR No. 32532 (14 July 2017); and A-583-859 Federal Register/Vol 82 FR No. 45809 (2 October 2017)	Provisional duty imposed on 7 March 2017. Definitive duty imposed on 14 July 2017 on imports from Japan and Turkey. Definitive duty imposed on 2 October 2017 on imports from Chinese Taipei
Initiation on 18 October 2016 of countervailing investigation on imports of steel concrete reinforcing bar (HS 7213.10.00; 7214.20.00; 7228.30.80; 7215.90.10; 7215.90.50; 7221.00.00; 7222.11.00; 7222.30.00; 7227.20.00; 7227.90.60; 7228.20.10; 7228.60.60) from Turkey	WTO document G/SCM/N/313/USA, 14 March 2017	
Termination on 18 November 2016 of anti-dumping duties on imports of certain iron mechanical transfer drive components (HS 8483.30.80; 8483.50.60; 8483.50.90; 8483.90.30; 8483.90.80; 7325.10.00; 7325.99.10; 7326.19.00; 8431.31.00; 8431.39.00; 8483.50.40) from Canada and China (investigation initiated on 25 November 2015 and provisional duty imposed on 8 June 2016)	WTO document G/ADP/N/294/USA, 9 March 2017	



Measure	Source/Date	Status
Termination on 18 November 2016 of countervailing investigation on imports of certain iron mechanical transfer drive components (HS 8483.30.80; 8483.50.60; 8483.50.90; 8483.90.30; 8483.90.80; 7325.10.00; 7325.99.10; 7326.19.00; 8431.31.00; 8431.39.00; 8483.50.40) from China (investigation initiated on 25 November 2015 and provisional duty imposed on 11 April 2016)	WTO document G/SCM/N/313/USA, 14 March 2017	
Termination on 18 November 2016 of anti-dumping duties on imports of circular welded carbon-quality steel pipe (HS 7306.19.10; 7306.19.51; 7306.30.10; 7306.30.50; 7306.50.10; 7306.50.50) from Viet Nam (investigation initiated on 25 November 2015 and provisional duty imposed on 8 June 2016)	WTO document G/ADP/N/294/USA, 9 March 2017	
Termination on 18 November 2016 of countervailing duties on imports of circular welded carbon-quality steel pipe (HS 7306.19.10; 7306.19.51; 7306.30.10; 7306.30.50; 7306.50.10; 7306.50.50) from Pakistan (investigation initiated on 25 November 2015 and provisional duty imposed on 8 April 2016)	WTO document G/SCM/N/313/USA, 14 March 2017	
Initiation on 16 December 2016 of anti-dumping investigation on imports of certain hardwood plywood products (HS 4412) from China	WTO document G/ADP/N/300/USA, 6 September 2017	Provisional duty imposed on 23 June 2017
Initiation on 16 December 2016 of countervailing investigation on imports of certain hardwood plywood products (HS 4412) from China	WTO document G/SCM/N/313/USA, 14 March 2017	
Initiation on 22 December 2016 of anti-dumping investigation on imports of certain softwood lumber products (HS 4407.10.01; 4409.10.05; 4409.10.10; 4409.10.20; 4409.10.90; 4418.90.25; 4415.20.40; 4415.20.80; 4418.90.46; 4421.90.70; 4421.90.94; 4421.90.97) from Canada	WTO document G/ADP/N/300/USA, 6 September 2017	Provisional duty imposed on 30 June 2017
Initiation on 22 December 2016 of countervailing investigation on imports of certain softwood lumber products (HS 4407.10.01; 4409.10.05; 4409.10.10; 4409.10.20; 4409.10.90; 4418.90.25; 4415.20.40; 4415.20.80; 4418.90.46; 4421.90.70; 4421.90.94; 4421.90.97) from Canada	WTO document G/SCM/N/313/USA, 14 March 2017; and Department of Commerce, International Trade Administration C-122-858, Federal Register/Vol. 82 FR No. 19657 (28 April 2017)	Provisional duty imposed on 27 April 2017
Termination on 30 December 2016 of anti-dumping duties on imports of solid urea (HS 3102.10) from Russian Federation and Ukraine (imposed on 14 July 1987)	WTO document G/ADP/N/294/USA, 9 March 2017	
Termination on 17 January 2017 of anti-dumping duties on imports of certain new pneumatic off-the-road tires (HS 4011.20.10; 4011.20.50; 4011.61.00; 4011.62.00; 4011.63.00; 4011.69.00; 4011.92.00; 4011.93.40; 4011.93.80; 4011.94.40; 4011.94.80; 4011.99.45; 4011.99.85; 8424.90.90; 8431.20.00; 8431.39.00; 8431.49.10; 8431.49.90; 8432.90.00; 8433.90.50; 8503.00.95; 8708.70.05; 8708.70.25; 8708.70.45; 8709.90.00; 8716.90.10; 8716.90.50) from India (investigation initiated on 10 February 2016, provisional and definitive duties imposed on 19 August 2016 and 6 March 2017)	WTO document G/ADP/N/300/USA, 6 September 2017	
Termination on 22 February 2017 of anti-dumping duties on imports of truck and bus tyres (HS 4011.20.10; 4011.20.50; 4011.99.45; 4011.99.85; 8708.70.45; 8708.70.60) from China (investigation initiated on 25 February 2016 and provisional duty imposed on 6 September 2016)	WTO document G/ADP/N/300/USA, 6 September 2017	

Measure	Source/Date	Status
Termination on 22 February 2017 of countervailing duties on imports of truck and bus tyres (HS 4011.20.10; 4011.20.50; 4011.99.45; 4011.99.85; 8708.70.45; 8708.70.60) from China (investigation initiated on 25 February 2016 and provisional duty imposed on 5 July 2016)	WTO document G/SCM/N/321/USA, 3 October 2017	
Initiation on 30 March 2017 of anti-dumping investigation on imports of certain aluminium foil (HS 7607.11.30; 7607.11.60; 7607.11.90; 7607.19.60; 7606.11.30; 7606.11.60; 7606.12.30; 7606.12.60; 7606.91.30; 7606.91.60; 7606.92.30; 7606.92.60) from China	WTO document G/ADP/N/300/USA, 6 September 2017	
Initiation on 30 March 2017 of countervailing investigation on imports of certain aluminium foil (HS 7607.11.30; 7607.11.60; 7607.11.90; 7607.19.60; 7606.11.30; 7606.11.60; 7606.12.30; 7606.12.60; 7606.91.30; 7606.91.60; 7606.92.30; 7606.92.60) from China	WTO document G/SCM/N/321/USA, 3 October 2017	
Initiation on 4 April 2017 of anti-dumping investigation on imports of silicon metals (HS 2804.61.00; 2804.69.10; 2804.69.50) from Australia, Brazil and Norway	WTO document G/ADP/N/300/USA, 6 September 2017	
Initiation on 4 April 2017 of countervailing investigation on imports of silicon metals (HS 2804.61.00; 2804.69.10; 2804.69.50) from Australia, Brazil and Kazakhstan	WTO document G/SCM/N/321/USA, 3 October 2017	
Initiation on 19 April 2017 of anti-dumping investigation on imports of biodiesel (HS 3826.00.30) from Argentina and Indonesia	WTO document G/ADP/N/300/USA, 6 September 2017	
Initiation on 19 April 2017 of countervailing investigation on imports of biodiesel (HS 3826.00.30) from Argentina and Indonesia	WTO document G/SCM/N/321/USA, 3 October 2017	
Initiation on 26 April 2017 of anti-dumping investigation on imports of carbon and alloy steel wire rod (HS 7213.91.30; 7213.91.45; 7213.91.60; 7213.99.00; 7227.20.00; 7227.90.60) from Belarus; Italy; Korea, Rep. of; Russian Federation; South Africa; Spain; Turkey; Ukraine; United Arab Emirates and the United Kingdom	WTO document G/ADP/N/300/USA, 6 September 2017	
Initiation on 26 April 2017 of countervailing investigation on imports of carbon and alloy steel wire rod (HS 7213.91.30; 7213.91.45; 7213.91.60; 7213.99.00; 7227.20.00; 7227.90.60) from Italy and Turkey	WTO document G/SCM/N/321/USA, 3 October 2017	
Initiation on 27 April 2017 of anti-dumping investigation on imports of carton-closing staples (HS 7317.00; 8305.20.00) from China	WTO document G/ADP/N/300/USA, 6 September 2017	
Initiation on 9 May 2017 of anti-dumping investigation on imports of certain tool chests and cabinets (HS 9403.10.00; 9403.20.00; 7326.90.86; 7326.90.35) from China and Viet Nam	WTO document G/ADP/N/300/USA, 6 September 2017	
Initiation on 9 May 2017 of countervailing investigation on imports of tool chests and cabinets (HS 9403.10.00; 9403.20.00; 7326.90.86; 7326.90.35) from China	WTO document G/SCM/N/321/USA, 3 October 2017	
Initiation on 16 May 2017 of anti-dumping investigation on imports of certain cold-drawn mechanical tubing of carbon and alloy steel (HS 7304.31.30; 7304.31.60; 7304.51.10; 7304.51.50; 7306.30.50; 7306.50.50; 7306.30.10; 7306.50.10) from China; Germany; India; Italy; Korea, Rep. of and Switzerland	WTO document G/ADP/N/300/USA, 6 September 2017	
Initiation on 16 May 2017 of countervailing investigation on imports of certain cold-drawn mechanical tubing of carbon and alloy steel (HS 7304.31.30; 7304.31.60; 7304.51.10; 7304.51.50; 7306.30.50; 7306.50.50; 7306.30.10; 7306.50.10) from China and India	WTO document G/SCM/N/321/USA, 3 October 2017	

Measure	Source/Date	Status
Initiation on 17 May 2017 of safeguard investigation on imports of crystalline silicon photovoltaic cells (whether or not partially or fully assembled into other products) (HS 8541.40.60; 8501.61.00; 8507.20.80; 8501.31.80)	WTO documents G/SG/N/6/USA/11, 29 May 2017 and G/SG/N/8/USA/9, 4 October 2017	
Initiation on 26 May 2017 of anti-dumping investigation on imports of 100- to 150-seat large civil aircraft (HS 8802.40.00) from Canada	WTO document G/ADP/N/300/USA, 6 September 2017	
Initiation on 26 May 2017 of countervailing investigation on imports of 100- to 150-seat large civil aircraft (HS 8802.40.00) from Canada	WTO document G/SCM/N/321/USA, 3 October 2017 <sup>2017</sup> ; and Department of Commerce, International Trade Administration C-122-860, Federal Register/Vol. 82 FR No. 45807 (2 October 2017)	Provisional duty imposed on 2 October 2017
Termination on 1 June 2017 of anti-dumping duties on imports of certain frozen warmwater shrimp (HS 0306.17) from Brazil (imposed on 1 February 2005)	WTO document G/ADP/N/300/USA, 6 September 2017	
Initiation on 5 June 2017 of safeguard investigation on imports of large residential washers "LRWs" (HS 8450.20.00; 8450.11.00; 8450.90.20; 8450.90.60)	WTO document G/SG/N/6/USA/12, 12 June 2017	
Initiation on 27 June 2017 of anti-dumping investigation on imports of fine denier polyester staple fibre (HS 5503.20.00) from China; India; Korea, Rep. of; Chinese Taipei and Viet Nam	WTO document G/ADP/N/300/USA, 6 September 2017; and Department of Commerce, International Trade Administration A-552-822 Federal Register/Vol 82 FR No. 33480 (20 July 2017)	Terminated on 20 July 2017 on imports from Viet Nam
Initiation on 27 June 2017 of countervailing investigation on imports of fine denier polyester fibre (HS 5503.20.00) from China and India	WTO document G/SCM/N/321/USA, 3 October 2017	
Initiation on 30 June 2017 of anti-dumping investigation on imports of citric acid and certain citrate salts (HS 2918.14.00; 2918.15.10; 2918.15.50; 3824.99.92) from Belgium, Colombia and Thailand	WTO document G/ADP/N/300/USA, 6 September 2017	
Initiation on 30 June 2017 of countervailing investigation on imports of citric acid and certain citrate salts (HS 2918.14.00; 2918.15.10; 2918.15.50; 3824.99.92) from Thailand	WTO document G/SCM/N/321/USA, 3 October 2017	
Initiation on 12 July 2017 of anti-dumping investigation on imports of ripe olives (HS 2005.70.20; 2005.70.04; 2005.70.50; 2005.70.60; 2005.70.70; 2005.70.75; 2005.70.06; 2005.70.08; 2005.70.12; 2005.70.16; 2005.70.18; 2005.70.23; 2005.70.25; 2005.70.91; 2005.70.93; 2005.70.97) from Spain	Department of Commerce, International Trade Administration A-469-817 Federal Register/Vol 82 FR No. 33054 (19 July 2017)	
Initiation on 12 July 2017 of countervailing investigation on imports of ripe olives (HS 2005.70.20; 2005.70.04; 2005.70.50; 2005.70.60; 2005.70.70; 2005.70.75; 2005.70.06; 2005.70.08; 2005.70.12; 2005.70.16; 2005.70.18; 2005.70.23; 2005.70.25; 2005.70.91; 2005.70.93; 2005.70.97) from Spain	Department of Commerce, International Trade Administration C-469-818 Federal Register/Vol 82 FR No. 33050 (19 July 2017)	
Initiation on 17 July 2017 of anti-dumping investigation on imports of low melt polyester staple fibre (HS 5503.20.00) from Korea, Rep. of and Chinese Taipei	Department of Commerce, International Trade Administration A-580-895 and A-583-861 Federal Register/Vol 82 FR No. 34277 (24 July 2017)	
Initiation on 18 July 2017 of anti-dumping investigation on imports of certain tapered roller bearings (HS 8482.20.00; 8482.91.00; 8482.99.15; 8482.99.45) from Korea, Rep. of	Department of Commerce, International Trade Administration A-580-894 Federal Register/Vol 82 FR No. 34477 (25 July 2017)	

Measure	Source/Date	Status
Termination on 22 July 2017 of anti-dumping duties on imports of oil country tubular goods "OCTG" (HS 7304.29.10; 7304.29.20; 7304.29.31; 7304.29.41; 7304.29.50; 7304.29.61; 7304.39.00; 7304.59.60; 7304.59.80; 7305.20.20; 7305.20.40; 7305.20.60; 7305.20.80; 7305.31.40; 7305.31.60; 7306.29.10; 7306.29.20; 7306.29.31; 7306.29.41; 7306.29.60; 7306.29.81; 7306.30.50; 7306.50.50) from Chinese Taipei (investigation initiated on 29 July 2013, provisional and definitive duties imposed on 25 February and 10 September 2014)	Department of Commerce, International Trade Administration A-583-850 Federal Register/Vol 82 FR No. 35181 (28 July 2017)	
Initiation on 2 August 2017 of anti-dumping investigation on imports of cast iron soil pipe fittings (HS 7307.11.00) from China	Department of Commerce, International Trade Administration A-570-062 Federal Register/Vol 82 FR No. 37053 (8 August 2017)	
Initiation on 2 August 2017 of countervailing investigation on imports of cast iron soil pipe fittings (HS 7307.11.00) from China	Department of Commerce, International Trade Administration C-570-063 Federal Register/Vol 82 FR No. 37048 (8 August 2017)	
Initiation on 1 September 2017 of anti-dumping investigation on imports of certain uncoated groundwood paper (HS 4801.00.01; 4802.61.10; 4802.61.20; 4802.61.31; 4802.61.60; 4802.62.10; 4802.62.20; 4802.62.30; 4802.62.61; 4802.69.10; 4802.69.20; 4802.69.30; 4805.91.50; 4805.91.70; 4805.91.90) from Canada	Department of Commerce, International Trade Administration A-122-861 Federal Register/Vol 82 FR No. 41599 (1 September 2017)	
Initiation on 1 September 2017 of countervailing investigation on imports of certain uncoated groundwood paper (HS 4801.00.01; 4802.61.10; 4802.61.20; 4802.61.31; 4802.61.60; 4802.62.10; 4802.62.20; 4802.62.30; 4802.62.61; 4802.69.10; 4802.69.20; 4802.69.30; 4805.91.50; 4805.91.70; 4805.91.90) from Canada	Department of Commerce, International Trade Administration C-122-862 Federal Register/Vol 82 FR No. 41603 (1 September 2017)	
Initiation on 11 September 2017 of anti-dumping investigation on imports of stainless steel flanges (HS 7307.21.10; 7307.21.50) from China and India	Department of Commerce, International Trade Administration A-533-877 and A-570-064, Federal Register/Vol 82 FR No. 42649 (11 September 2017)	
Initiation on 11 September 2017 of countervailing investigation on imports of stainless steel flanges (HS 7307.21.10; 7307.21.50) from China and India	Department of Commerce, International Trade Administration C-533-878 and C-570-065, Federal Register/Vol 82 FR No. 42654 (11 September 2017)	
Initiation on 13 September 2017 of anti-dumping investigation on imports of titanium sponge (HS 8108.20.00) from Japan and Kazakhstan	Department of Commerce, International Trade Administration A-588-877 and A-834-809, Federal Register/Vol 82 FR No. 43939 (20 September 2017)	
Initiation on 13 September 2017 of countervailing investigation on imports of titanium sponge (HS 8108.20.00) from Kazakhstan	Department of Commerce, International Trade Administration C-834-810, Federal Register/Vol 82 FR No. 43936 (20 September 2017)	

---

Measure	Source/Date	Status
<b>Viet Nam</b>		
Initiation on 12 May 2017 of safeguard investigation on imports of mineral or chemical fertilizers (HS 3105.10.90; 3105.30.00; 3105.40.00; 3105.51.00; 3105.59.00; 3105.90.00)	WTO document G/SG/N/6/VNM/6, 18 May 2017	

## ANNEX 3

OTHER TRADE-RELATED MEASURES<sup>1</sup>

(MID-OCTOBER 2016 TO MID-OCTOBER 2017)

Confirmed information<sup>2</sup>

Measure	Source/Date	Status
<b>Argentina</b>		
Inclusion of 74 new tariff lines in the list of products requiring non-automatic import licensing requirements (e.g. parts for motorcycles, percussion musical instruments, paper and paperboard, blades for saws, machinery and mechanical appliances, electrical machinery and equipment and parts thereof, optical fibres, sulphuric acid, organic chemicals, chemical products, plastics and articles thereof, conveyor or transmission belts of vulcanized rubber, glass and glassware, iron and steel, aluminium and articles thereof, bedding, mattresses, lamps and lighting fittings) (NCM Chapters 28; 29; 38; 39; 40; 48; 70; 72; 76; 79; 82; 84; 85; 87; 90; 91; 92; 94; 96)	Permanent Delegation of Argentina to the WTO (30 May 2017), Resolución No. 301-E/2016 Ministerio de Producción -Secretaría de Comercio (19 October 2016) and Resolución No. 152-E/2017 -Secretaría de Comercio (2 March 2017)	Elimination of certain items (27 tariff lines) from the list of products requiring non-automatic import licensing requirements (NCM 7219.34.00; 7408.19.00; 7604.29.19; 8205.59.00; 8207.30.00; 8207.80.00; 8207.90.00; 8208.20.00; 8424.30.10; 8456.90.00; 8457.10.00; 8477.10.99; 8501.20.00; 8515.90.00; 8546.90.00; 9018.31.90; 8471.30.12; 8471.30.19; 8471.30.90; 8471.41.10; 8471.49.00; 8504.40.90; 8528.41.10; 8528.41.20; 8528.51.10; 8528.51.20; 8544.42.00)
Implementation of a Certificate of Import of Used Capital Goods ( <i>Certificado de Importación de Bienes Usados "CIBU"</i> ) (NCM Chapters 84; 85; 86; 87; 88; 89; 90)	Permanent Delegation of Argentina to the WTO (30 May 2017) and Decreto No. 1205/2016 (29 November 2016)	Effective 30 November 2016
Updated list of "criterion values" ( <i>valores criterio de carácter preventivo</i> ) for imports of cotton toilet linen and kitchen linen, terry towelling or similar terry fabrics (NCM 6302.60.00), from specific origins	Permanent Delegation of Argentina to the WTO (30 May 2017) and Administración Federal de Ingresos Públicos - Resolución General No. 3992-E (7 February 2017)	Effective 9 February 2017
Updated list of "criterion values" ( <i>valores criterio de carácter preventivo</i> ) for imports of plastic tableware, kitchenware, other household articles and toilet articles (NCM 3924.10.00; 3924.90.00), from specific origins	Permanent Delegation of Argentina to the WTO (30 May 2017) and Administración Federal de Ingresos Públicos - Resolución General No. 3995-E (22 February 2017)	Effective 22 February 2017

<sup>1</sup> The inclusion of any measure in this Annex implies no judgement by the WTO Secretariat on whether or not such measure, or its intent, is protectionist in nature. Moreover, nothing in the Annex implies any judgement, either direct or indirect, on the consistency of any measure referred to with the provisions of any WTO agreement.

<sup>2</sup> This Section includes information which has either been provided by the Member concerned or has been confirmed at the request of the Secretariat.

Measure	Source/Date	Status
Updated list of "reference values" for exports of cranberries (NCM 0810.40.00), for certain specified destinations	Permanent Delegation of Argentina to the WTO (30 May 2017) and Administración Federal de Ingresos Públicos - Resolución General No. 4001-E (3 March 2017)	Effective 3 March 2017
Establishment of new requirements ( <i>Registro de Operaciones de Importación de Petróleo Crudo y sus Derivados</i> ) for the import of crude oil and its derivatives (NCM 2709; 2710): (i) registration of import operations; (ii) prior import authorization by the Ministry of Energy; and (iii) submission of an application by importers to the Ministry. Imports allowed only if insufficient: (i) supply of locally-produced crude oil; (ii) processing capacity in refineries; and (iii) supply of local derivatives	Permanent Delegation of Argentina to the WTO (30 May 2017) and Decreto No. 192/2017 - Ministerio de Energía y Minería (20 March 2017)	Effective 21 March 2017
Updated list of "criterion values" ( <i>valores criterio de carácter preventivo</i> ) for imports of meat of swine and frozen meat of swine (NCM 0203.29.00; 0210.19.00), from specific origins	Permanent Delegation of Argentina to the WTO (30 May 2017) and Administración Federal de Ingresos Públicos - Resolución General No. 4039-E (2 May 2017)	Effective 4 May 2017
Extension of the import prohibition of worn clothing and other worn articles (NCM 6309.00.10; 6309.00.90)	Permanent Delegation of Argentina to the WTO (30 May 2017) and Decreto No. 333/2017 Ministerio de Producción (12 May 2017)	Effective 15 May 2017 for 5 years
Amendments introduced in the implementation of automatic import licensing requirements through the " <i>Sistema Integral de Monitoreo de Importaciones</i> " (SIMI) for all imports, except for certain tariff lines, e.g. those continuing to require non-automatic import licensing requirements	Permanent Delegation of Argentina to the WTO (20 October 2017) and Resolución Secretaría de Comercio No. 523-E/2017 Ministerio de Producción (5 July 2017), and No. 292-E/2017 Ministerio de Producción (5 July 2017)	Effective 8 July 2017
Updated list of "reference values" for exports of milk and cream in powder not containing added sugar or other sweetening matter (NCM 0402.21.10; 1901.90.90), for certain specified destinations	Permanent Delegation of Argentina to the WTO (20 October 2017) and Administración Federal de Ingresos Públicos - Resolución General No. 4092-E (12 July 2017)	Effective 14 July 2017

Measure	Source/Date	Status
Further extension of the increase of import tariffs (from 20% to 35%) on certain products, i.e. fruits, coffee, prepared foodstuffs, beverages, tobacco, organic chemicals, chemical products, rubber, wood, articles of wood, cork, footwear, ceramic products, articles of iron or steel, articles of base metal, machinery and mechanical appliances, electrical equipment, motorcycles, musical instruments, and miscellaneous manufactured articles (100 tariff lines at 8-digit level) (NCM Chapters 08; 09; 15; 21; 22; 23; 24; 29; 33; 36; 38; 40; 44; 45; 64; 68; 69; 71; 73; 82; 83; 84; 85; 87; 89; 90; 92; 94; 95; 96), following Mercosur Decision No. 39/11 (special authorization to increase the Mercosur Common Tariff applied rates on 100 tariff lines) (originally implemented on 23 January 2013 and renewed on 25 September 2014)	Permanent Delegation of Argentina to the WTO (20 October 2017) and Decreto No. 674/2017 Comercio Exterior (24 August 2017)	Effective 25 August 2017
<b>Australia</b>		
Australian Domestic Gas Security Mechanism establishing temporary exports restrictions on liquefied natural gas (LNG) (HS 2711.11.10), due to shortage of domestic gas supplies	Permanent Delegation of Australia to the WTO (20 October 2017)	Effective 1 July 2017
<b>Bolivia, (Plurinational State of)</b>		
Temporary increase of import tariffs (up to 15%) on certain machinery and mechanical appliances, television image and sound recorders and telephones (HS Chapters 84 and 85)	Decreto Supremo No. 3069	Effective February 2017
<b>Brazil</b>		
Increase of import tariffs (to 18%) on certain LED lamps (NCM 8539.50.00) and (to 14%) on semi-bleached or bleached coniferous chemical wood pulp (NCM 4703.21.00)	Permanent Delegation of Brazil to the WTO (29 May 2017) and Camex Resolution No. 137/2016 (28 December 2016)	Effective 29 December 2016
Temporary increase of import tariffs (from 10% to 35%) on coffee, not roasted and not decaffeinated ( <i>variedade Conilon</i> ) (NCM 0901.11.10)	Permanent Delegation of Brazil to the WTO (29 May 2017)	Effective 21 February 2017 to 31 May 2017
Creation of new tariff lines resulting in the increase of import tariffs (from 2% to 12%) on stearyl alcohol and certain esters of acetic acid ( <i>n-propila</i> ) (NCM 2905.17.30; 2915.39.31); (from 8% to 12%) on titanium dioxide (NCM 3206.11.11); and (from 2% to 16%) on certain tubes and pipes of iron (other than cast iron) or steel of a diameter lower or equal to 229 mm (NCM 7304.59.10)	Permanent Delegation of Brazil to the WTO (23 October 2017) and Camex Resolution No. 35/2017 (5 May 2017)	Effective 1 July 2017
<b>China</b>		
Tariff Implementation Plan for 2017 resulting in the adjustment of export duties on selected products	Permanent Delegation of China to the WTO (26 April 2017) and State Council Tariff Commission Notice No. 31/2016. Viewed at: <a href="http://gss.mof.gov.cn/zhengwuxinxi/zhengcefabu/201612/t20161223_2498029.html">http://gss.mof.gov.cn/zhengwuxinxi/zhengcefabu/201612/t20161223_2498029.html</a>	Effective 1 January 2017
VAT rebate rates decreased (from 13% to 11%) on exports of certain products, e.g. meat and edible meat offal; fish; products of animal origin; products of the milling industry; residues and waste from the food industries; salt; organic chemicals; pharmaceutical products; printed books; cotton; machinery and mechanical appliances; electrical machinery and equipment; vehicles; fishing vessels; factory ships and other vessels for processing or preserving fishery products (389 tariff lines in HS Chapters 02; 03; 05; 11; 23; 25; 29; 30; 49; 52; 84; 85; 87; 89; 98)	Permanent Delegation of China to the WTO (20 October 2017)	Effective 1 July 2017



Measure	Source/Date	Status
<b>Costa Rica</b>		
Imposition of a temporary special agricultural safeguard (11.67%) on imports of husked (brown) rice (HS 1006.20.00)	Permanent Delegation of Costa Rica to the WTO (30 October 2017)	Effective 6 September 2017 to 31 December 2017
<b>Egypt</b>		
Non-automatic import licensing requirements on strategic agricultural commodities	Permanent Delegation of Egypt to the WTO (8 June 2016)	Effective 13 November 2016
Temporary export taxes (LE 1,300/tonne) on iron scrap; (LE 15,000/tonne) on copper ore and copper scrap; (LE 5,000/tonne) on aluminium scrap and residue of aluminium; (LE 3,000/tonne) on zinc ore and zinc scrap; (LE 6,000/tonne) on lead scrap and lead ore; (LE 2,800/tonne) on draft paper; (LE 125/tonne) on azotic fertilizers; (LE 8,000/tonne) on used or new rags, scrap twine, cordage, rope and cables; and worn out articles of twine, cordage, rope or cables, of textile materials (effective 25 December 2016 to 26 December 2017); (LE 100/tonne) on natural sands; (LE 400/tonne) on marble and raw granite; (LE 150/tonne) on quartz ore; (LE 900/tonne) on blocks of talc and crushed talc; (LE 500/tonne) on talc powder; (LE 400/tonne) on felspar ore (effective 7 February 2017 to 8 February 2018); (LE 3,000/tonne) on waste, parings and scraps of plastic except crushed plastic (pranged or granular) (effective 21 December 2016 to 13 September 2017); (LE 600/tonne) on fodder components (effective 21 December 2016 to 22 December 2017); and (LE 2,000/tonne) on sugar (effective 21 December 2016)	Permanent Delegation of Egypt to the WTO (8 June 2016)	Effective: see individual dates in measure
Temporary export taxes (LE 3,000/tonne) on sugar (effective 5 April 2017); (LE 7,000/tonne) on aluminium scrap and residue of aluminium (effective 13 April 2017 to 26 December 2017); (LE 3,600/tonne) on draft paper (effective 24 April 2017 to 26 December 2017); (from LE 7.5/piece to LE 250/piece) on crust leather (cow, buffalo, calf, sheep, goat, camel) (effective 2 May 2017 to 2 May 2018); (LE 20,000/tonne) on copper ore and copper scrap (effective 30 August 2017 to 26 December 2017); (LE 5,000/tonne) on waste, parings and scraps of plastic except crushed plastic (pranged or granular) (effective 30 August 2017 to 30 August 2018); (LE 12,000/tonne) on fresh, chilled, or frozen fish (effective 27 April 2017 to 24 August 2018)	Permanent Delegation of Egypt to the WTO (2 October 2017)	Effective: see individual dates in measure
<b>India</b>		
Re-imposition of import tariffs (to 10%) on wheat (HS 1001) (temporary eliminated on 8 December 2016)	Permanent Delegation of India to the WTO (18 October 2017) and Notification Customs, Ministry of Finance - Department of Revenue Nos. 60/2016 (8 December 2016) and 50/2017 (30 June 2017)	Effective 1 June 2017
On 1 December 2016, restoration of the "additional duty rate" (CVD) on gold coins having a gold content not below 99.5 and gold findings	Permanent Delegation of India to the WTO (18 October 2017) and Notification Customs, Ministry of Finance - Department of Revenue No. 59/2016 (1 December 2016)	Eliminated on 1 July 2017

Measure	Source/Date	Status
Reimposition of import tariffs (7.5%) on technetium-99m (HS 2844) (originally eliminated on 3 October 2016)	Permanent Delegation of India to the WTO (30 May 2017); Notification Customs, Ministry of Finance - Department of Revenue No. 61/2016 (27 December 2016); and WTO document WT/TPR/OV/19, 21 November 2016	Effective 27 December 2016
Temporary import ban on reptile leather, raw mink, fox and chinchilla fur skins and tanned mink skins (HS 4113.30.00; 4301.10.00; 4301.60.00; 4302.11.00)	Permanent Delegation of India to the WTO (18 October 2017)	Effective 3 January 2017
Increase of import tariffs (from zero to 2%) on populated printed circuit boards (PCBs) for use in the manufacture of mobile phones (HS 8517.70)	Permanent Delegation of India to the WTO (30 May 2017) and Notification Customs, Ministry of Finance - Department of Revenue No. 4/2017 (2 February 2017)	Effective 2 February 2017
Increase of import tariffs (from 6% to 10%) on silver, in any form, other than medallions and silver coins having silver content not below 99.9%, or semi-manufactured forms of silver falling under sub-heading HS 7106.92; and medallions and silver coins having silver content not below 99.9% or semi-manufactured forms of silver falling under sub-heading HS 7106.92 (HS 71); (from zero to 10%) on hot-rolled coils for use in the manufacture of welded tubes and pipes falling under heading HS 7305 or 7306 (HS 7208); and co-polymer coated MS tapes/stainless steel tapes for use in the manufacture of telecommunication grade optical fibres or optical fibre cables (HS 7212.40.00); (from zero to 5%) on magnesium oxide (MgO) coated cold-rolled steel coils for use in the manufacture of cold-rolled grain oriented steel (CRGO) falling under HS 7225.11.00) (HS 7225.19.90); (from 5% to 7.5%) on all goods other than reverse osmosis (RO) membrane elements for household type filters (HS 8421.99.00)	Permanent Delegation of India to the WTO (30 May 2017) and Notification Customs, Ministry of Finance - Department of Revenue No. 6/2017 (2 February 2017)	
Increase of export duties (from zero to 15%) on other aluminium ores including laterite (HS 2606.00.90)	Permanent Delegation of India to the WTO (30 May 2017) and Notification Customs, Ministry of Finance - Department of Revenue No. 3/2017 (2 February 2017)	Effective 2 February 2017
Increase of import tariffs (from zero to 10%) on wheat and tur (HS 0713.40.00; 0713.60.00)	Permanent Delegation of India to the WTO (30 May 2017) and Notification No. 10/2017-Customs (23 March 2017)	Effective 28 March 2017
Further extension of the temporary minimum import price "MIP" (CIF basis/metric tonne) for 66 iron and steel tariff lines (HS Chapter 72) (originally implemented on 1 February 2016, for 6 months)	Permanent Delegation of India to the WTO (30 May 2017)	Effective December 2016 for 2 months
National Steel Policy 2017 providing preference to domestically manufactured iron and steel products in government procurement	Ministry of Steel (May 2017)	Effective May 2017

Measure	Source/Date	Status
On 10 July 2017, increase of import tariffs (from 40% to 50%) on raw sugar, refined or white sugar (raw sugar if imported by bulk consumer) (HS 1701). On 7 September 2017, the import tariff was decreased to 25%, under certain conditions	Ministry of Finance - Department of Revenue Notifications Nos. 66/2017-Customs (10 July 2017) and 74/2017-Customs (7 September 2017)	
Increase of import tariffs (from 12.5% to 17.5%) on crude soya bean oil; (from 7.5% to 15%) on crude palm oil of edible grade; and (from 15% to 25%) on refined palm oil of edible grade (HS 1507.10.00; 1511.10.00; 1511.90.10; 1511.90.20; 1511.90.90)	Ministry of Finance - Department of Revenue Notification No. 71/2017-Customs (11 August 2017)	Effective 11 August 2017
<b>Indonesia</b>		
New requirement for imports of iron, steel and alloy steel and their derivative products (HS Chapter 72)	Permanent Delegation of Indonesia to the WTO (30 May 2017) and Minister of Trade Regulation No. 82/M-DAG/PER/12/2016 (9 December 2016)	Effective 1 January 2017 to 31 December 2019
New requirement for exports of processed and refined mining products (HS Chapter 48)	Permanent Delegation of Indonesia to the WTO (30 May 2017) and Minister of Trade Regulations Nos. 01/M-DAG/PER/1/2017 (19 January 2017) and 13/M-DAG/PER/2/2017 (2 March 2017)	Effective 1 February 2017
Revised regulation on issuance of business trade licences and company registration certificates	Permanent Delegation of Indonesia to the WTO (30 May 2017) and Minister of Trade Regulations Nos. 07/M-DAG/PER/2/2017 and 08/M-DAG/PER/2/2017 (17 February 2017)	Effective 22 February 2017
New requirements for imports of animals and animal products	Permanent Delegation of Indonesia to the WTO (30 May 2017) and Minister of Trade Regulation No. 13/M-DAG/PER/2/2017 (2 March 2017)	Effective 2 March 2017
New requirement for imports of tyres (HS 4011), establishing import restrictions and pre-shipment inspections and restricting entry points	Permanent Delegation of Indonesia to the WTO (30 May 2017) and Regulation No. 77/M-DAG/PER/11/2016 (11 November 2016)	Effective 1 January 2017
Import permit requirements for certain locally produced horticulture products	Permanent Delegation of Indonesia to the WTO (October 2017)	Effective 17 May 2017
Revised import requirements for milk (HS 0401; 0402), authorizing its import only if domestic production is not able to fulfil national demand	Permanent Delegation of Indonesia to the WTO (October 2017)	Effective 17 July 2017

Measure	Source/Date	Status
<b>Iraq, Rep. of</b>		
Increase of import tariffs on certain products, e.g. (from 25% to 75%) on cigarettes; (from 30% to 35%) on juices and televisions; (from 80% to 100%) on alcohols; (from 20% to 25%) on split air conditioning; (from 15% to 25%) on certain vehicles (HS 2402; 2009; 2203; 8415; 8703; 8528)	Permanent Delegation of the Republic of Iraq (5 June 2017)	
Temporary import ban on certain locally produced vegetables and fruits, e.g. potatoes, tomatoes, lettuces, carrots, and melons (HS 0701; 0702; 0705; 0706; 0807)	Permanent Delegation of the Republic of Iraq (5 June 2017)	
<b>Japan</b>		
Imposition of "tariff emergency measures" (applied tariff rate (38.5%) back to the bound tariff rate (50%)) on frozen beef (HS 0202)	Permanent Delegation of Japan to the WTO (20 October 2017)	Effective 1 August 2017 to 31 March 2018
<b>Mauritius</b>		
Electronic payment mandatory for payment of customs duties, excise duties and VAT when amount per bill of entry is MUR 50,000 or more	Permanent Delegation of Mauritius to the WTO (5 May 2017)	Effective 15 December 2016
Import levy (25%) on household washing machines and certain lamps (HS 8450; 8539)	Permanent Delegation of Mauritius to the WTO (5 May 2017)	Effective 1 February 2017
<b>Mexico</b>		
Further extension of the temporary increase of import tariffs (from zero to 15%) on 97 iron and steel tariff lines (HS Chapter 72) (originally implemented on 7 October 2015 for 180 days and extended on 4 April 2016 for an additional period of 180 days)	Permanent Delegation of Mexico to the WTO (29 May 2017); Diario Oficial de la Federación (Official Journal), 6 April 2017; and WTO document WT/TPR/OV/19, 21 November 2016	Effective 6 April 2017, for 180 days
<b>Moldova, Republic of</b>		
Temporary export ban on wood and certain articles of wood (HS 4403; 4404.20; 4406; 4407.91; 4407.99)	Permanent Delegation of the Republic of Moldova to the WTO (18 May 2017)	Effective 1 December 2016
<b>Mongolia</b>		
Increase of import tariffs (to 30%) on tobacco (HS Chapter 24)	Permanent Delegation of Mongolia to the WTO (6 June 2017)	Effective 1 May 2017
<b>Philippines</b>		
Further extension of the special treatment for rice (HS 1006), granting minimum market access for rice imports and establishing country-specific quotas (originally effective until 30 June 2017)	Permanent Delegation of the Philippines to the WTO (1 June 2017) and WTO document WT/L/932, 25 July 2014	Effective 17 June 2017 to 30 June 2020
<b>Russian Federation</b>		
Further extension of the temporary export ban on tanned leather (HS 4104.11; 4104.19) (originally effective from 18 July 2016 to 18 January 2017)	Permanent Delegation of the Russian Federation to the WTO (30 May 2017)	Effective 1 February 2017 to 1 August 2017
Government Resolution of the Russian Federation No. 9 of 14 January 2017, established limitations on government procurement of foreign products and services for state security reasons	Permanent Delegation of the Russian Federation to the WTO (30 May 2017)	
Addition of 62 new items manufactured in the Eurasian Economic Union to the list of medical devices receiving preferential treatment in government procurement	Permanent Delegation of the Russian Federation to the WTO (30 May 2017)	
Amendments introduced to the list of goods essential to the internal market, resulting in a temporary export ban	Permanent Delegation of the Russian Federation to the WTO (24 October 2017)	

Measure	Source/Date	Status
Establishment of a 15% price preference for Russian goods, works, or services purchased by state-owned entities or by legal persons using state funding for certain investment projects	Permanent Delegation of the Russian Federation to the WTO (24 October 2017)	Effective 1 January 2017
Government Resolution of the Russian Federation No. 804 of 6 July 2017 established limitations on government procurement of foreign electronic products for State and municipal needs	Permanent Delegation of the Russian Federation to the WTO (24 October 2017)	Effective 19 July 2017
<b>Russian Federation (for the Eurasian Economic Union)</b>		
Introduction of mandatory presentation of preliminary information for goods imported by air	Permanent Delegation of the Russian Federation to the WTO (14 October 2016)	Effective 1 April 2017
Implementation of the Eurasian Common Customs Tariffs resulting in the increase of import tariffs in accordance with the obligations of the Russian Federation in the WTO on certain products: e.g. fish and crustaceans; edible fruit and nuts; cereals; preparations of vegetables, fruit, nuts or other parts of plants; organic chemicals; plastics and articles thereof; rubber and articles thereof; articles of apparel and clothing accessories; machinery and mechanical appliances, parts thereof; certain vehicles; eggs, natural honey, edible products of animal origin, edible vegetables; beverages; perfumery and cosmetics; clocks and watches and parts thereof; furniture, bedding, mattresses, lamps and lighting fittings, prefabricated buildings (HS Chapters 3; 4; 5; 7; 8; 10; 20; 22; 29; 33; 39; 40; 62; 84; 87; 91; 94)	Permanent Delegation of the Russian Federation to the WTO (24 October 2017)	Effective 1 September 2017
<b>South Africa (for the Southern African Customs Union)</b>		
Increase of import tariffs (from 20% to 30%) on plastic baths, shower-baths, sinks and wash-basins (HS 3922.10) (effective 2 December 2016); (from zero to 10%) on adhesive bandages (HS 3005.10.10; 3005.10.90) (effective 9 December 2016). Imports from the European Union, EFTA, MERCOSUR and the Southern African Development Community (SADC) members exempted	Permanent Delegation of South Africa to the WTO (25 April 2017) and Notices Nos. R. 1466 (2 December 2016), R 1537 (9 December 2016) - International Trade Administration Commission - Government Gazettes Nos. 40460 and 40481	Effective: see individual dates in measure
Increase of import tariffs (from zero to 5%) on certain flat-rolled products of stainless steel (HS 7219; 7220) (effective 3 March 2017); and (to 10%/30%) on wire of iron or non-alloy steel (HS 7217); screws, bolts, nuts, coach screws, screw hooks, rivets, cotters, cotter-pins, washers (including spring washers) and similar articles, of iron or steel (HS 7318) (effective 31 March 2017). Imports from the European Union, EFTA and the Southern African Development Community (SADC) members exempted	Permanent Delegation of South Africa to the WTO (25 April 2017) and International Trade Administration Commission Notices Nos. R. 199 - Government Gazette No. 40661 (3 March 2017) and R. 291 Government Gazette No. 40734 (31 March 2017)	Effective: see individual dates in measure

Measure	Source/Date	Status
Increase of import tariffs (from zero to 10%) on U, I or H sections of iron or non-alloy steel, not further worked than hot-rolled, hot-drawn or extruded, of a height of 80 mm or more (effective 4 August 2017); (from 15% to 30%) on stoves for gas fuel, having two or more plates with gas burners and a gas oven with a gross capacity not exceeding 100 litres (effective 25 August 2017); (from zero to 15%) on other chains (effective 1 September 2017); and (from zero to 30%) on gabions of wire netting. Imports from the European Union, EFTA and the Southern African Development Community (SADC) members exempted (HS 7216.31; 7216.32; 7216.33; 7216.50; 7321.11.10; 7315.82.01; 7315.82.03; 7315.82.05; 7315.82.07; 7315.82.90; 7326.11; 7326.20.10)	Permanent Delegation of South Africa to the WTO (20 October 2017), International Trade Administration Commission Notice Nos. R. 774 - Government Gazette No. 41023 (4 August 2017), R. 901 - Government Gazette No. 41065 (25 August 2017), R. 950 and R. 951 Government Gazette No. 41083 (1 September 2017)	Effective: see individual dates in measure
<b>Switzerland</b>		
Increase of the import quota (by 1,500 tonnes to 4,000 tonnes) on potatoes for consumption (HS 0701.10.10)	Permanent Delegation of Switzerland to the WTO (8 June 2017)	Effective 1 January 2017
Temporary increase of the import quotas (by 47,500 tonnes) on potatoes for consumption and potato seeds (effective 1 January 2017 to 31 December 2017), and (by 30,000 tonnes) on wheat and meslin, rye, grain sorghum and buckwheat (effective 1 March 2017 to 31 December 2017) (HS 0701.10.10; 0701.90.10; 1001.99.21; 1002.90.21; 1007.90.21; 1008.29.21; 1008.10.21; 1008.60.31; 1008.40.21; 1008.50.21; 1008.90.23)	Permanent Delegation of Switzerland to the WTO (8 June 2017)	Effective: see individual dates in measure
Reduction of the out-of-quota tariff rates on cut flowers (HS 0603.11.10; 0603.12.10; 0603.13.10; 0603.14.10; 0603.15.10; 0603.19.11; 0603.19.18) to the current in-quota tariff rate (Sw F 12.5-25/100 kg)	Permanent Delegation of Switzerland to the WTO (8 June 2017)	Effective 1 January 2017
<b>Thailand</b>		
Changes in the import licensing procedures on wheat (HS 1001.99.90)	Permanent Delegation of Thailand to the WTO (28 September 2017)	Effective 14 June 2017
Imposition of import certificate on oil cake and other solid residues, whether or not ground or in the form of pellets, resulting from the extraction of soya-bean oil fit for human consumption (HS 2304.00.90)	Permanent Delegation of Thailand to the WTO (28 September 2017)	Effective September 2017
<b>Turkey</b>		
Increase of import tariffs on tableware, kitchenware and other household articles (effective 11 November 2016); on office materials (effective 11 November 2016); on carpets and other textile products (effective 8 December 2016); on leather apparel and other apparel (effective 31 December 2016); on kashmir (cashmere) apparel (effective 31 December 2016)	Permanent Delegation of Turkey to the WTO (May 2017)	Effective: see individual dates in measure
Increase of import tariffs (from 25% to 40%) on bulk undenatured ethyl alcohol and (from 30% to 50%) on packaged undenatured ethyl alcohol (effective 1 January 2017); (from zero to 15%) on flat-rolled products of iron or non-alloy steel, plated or coated with aluminium-zinc alloys of a width of 600 mm or more (effective 1 January 2017); on cosmetic and cleaning preparations (effective 11 January 2017); (from 5.8% to 30%) on ductile pipes, internal combustion engines, electric motors and generators, generator sets, rotary electric converters, and tractors and gearboxes (effective 18 January 2017); (to 21%) on tractors, generators, accumulators and diesel motors (effective 18 January 2017) (HS 3302; 3303; 3304; 3305; 3306; 3307; 3401; 3402; 3405; 3406; 7003; 7210)	Permanent Delegation of Turkey to the WTO (3 October 2017)	Effective: see individual dates in measure

Measure	Source/Date	Status
Increase of import tariffs on certain products, e.g. on sunglasses and its parts (29.8%) (effective 1 June 2017); (from 10% to 20%) on motorcycles, bicycles, wheels, bicycle and motorcycle parts (effective 28 July 2017); (from 10% to 20%) on boilers, (from 7.5% to 14.9%) on fuel-burner, on elevators (7.6%), on LED lamps (20%) (effective 17 August 2017); and (from 2.5% to 20%) on air, fuel and oil filters, tower cranes, tunnelling machines, laser processing machines, drilling machines (effective 17 August 2017) (HS Chapters 40; 84; 85; 87; 90)	Permanent Delegation of Turkey to the WTO (24 October 2017)	Effective: see individual dates in measure
<b>Ukraine</b>		
Non-automatic import licensing requirements on certain products: (i) ozone-depleting substances, the export and import of which are subject to licensing, (such as carbon tetrachloride, methyl bromide); and (ii) goods that can contain ozone-depleting substances, the export and import of which are subject to licensing (except goods transported in containers with private property), such as medical drugs, synthetic organic colorants, and paints and lacquers based on synthetic polymers	Permanent Delegation of Ukraine to the WTO (2 June 2017) and WTO documents G/LIC/N/1/UKR/6 and G/LIC/N/2/UKR/6 (28 February 2017)	Effective 1 January 2017
Volumes of export quotas for certain commodities (e.g. silver, gold and waste or scrap of precious metals) (HS 7106; 7108; 7112) subject to licensing procedures set at zero g	Permanent Delegation of Ukraine to the WTO (20 April 2017)	Effective 1 January 2017 to 31 December 2017
Export licensing requirement on anthracite (HS 2701.11.00)	Permanent Delegation of Ukraine to the WTO (26 September 2017)	Effective 21 May 2017
Extension of the temporary increase of export duties (from €10/tonne to €30/tonne) on waste and scrap of ferrous metals (HS 7204.10.00; 7204.30.00; 7204.41.10; 7204.41.91; 7204.41.99; 7204.49.10; 7204.49.30; 7204.49.90; 7204.50.00) (originally implemented on 15 September 2016, for one year)	Permanent Delegation of Ukraine to the WTO (26 September 2017)	Effective 4 August 2017
<b>United States</b>		
"Buy America" requirements included in the Water Infrastructure Improvements For the Nation Act (WIIN Act). The WIIN Act maintained existing requirements, during fiscal year 2017, by mandating that funds made available from a state loan fund may not be used for projects for the construction, alteration, or repair of a public water system unless all of the iron and steel products used in the project are produced in the United States. This provision could be waived if: (i) enforcing this requirement would be inconsistent with the public interest; (ii) iron and steel products are not produced in the United States in sufficient and reasonably available quantities and of satisfactory quality; and (iii) inclusion of iron and steel products produced in the United States would increase the cost of the overall project by more than 25%. Provisions included in the WIIN Act shall be applied in a manner consistent with United States obligations under international agreements	Permanent Delegation of the United States to the WTO (May 2017) and Water Infrastructure Improvements for the Nation Act S.612 (December 2016)	Effective 1 January 2017
Tariff reclassifications resulting in the increase of import tariffs on photomask pellicles (HS 3926.90.99), on cam fasteners and dowels made of zinc (HS 7907.00.60), and on reusable bags of woven polypropylene strips used for yard waste and recycling (HS 6305.32.00)	US Customs and Border Protection 19 CFR PART 177 - Customs Bulletin and Decisions, Vol. 50 No. 48 (30 November 2016)	Effective 30 January 2017

**Recorded, but non-confirmed information<sup>3</sup>**

Measure	Source/Date	Status
<b>Bolivia, (Plurinational State of)</b>		
Temporary import ban on grapes (HS 0806.10)	Comunicación Ministerio de Desarrollo Rural y Tierras (28 January 2017)	Effective 27 January to 27 April 2017
<b>Egypt</b>		
Automotive Tax Incentive Scheme providing tax deductions for companies reaching required local component percentage, local production quantity and/or exportation threshold	Report from the Commission to the European Parliament and the Council on Trade and Investment Barriers (1 January - 31 December 2016)	
Export of leather authorized only after having being inspected by the General Organization for Import and Export Control "GOIEC"	Press reports referring to Minister of Trade Decree No. 879 (June 2017)	
Increase of import tariffs on 551 tariff lines, e.g. edible fruits and nuts; sugar and sugar confectionery; cocoa and cocoa preparations; preparations of cereals; preparations of vegetables; miscellaneous edible preparations; perfumery and cosmetics; certain combustible preparations; plastics and articles thereof; articles of leather; paper and paper board; carpets; articles of apparel and clothing accessories; made up textile articles; footwear; articles of stone; cement; ceramic products; glass and glassware; imitation jewellery; articles of iron and steel; aluminium and articles thereof; miscellaneous articles of base metal; machinery and mechanical appliances; certain vehicles and accessories thereof; furniture and toys (at 10-digit level, in HS Chapters 08; 17; 18; 19; 20; 21; 33; 34; 36; 39; 42; 48; 57; 61; 62; 63; 64; 67; 68; 69; 70; 71; 73; 76; 83; 84; 85; 87; 94; 95; 96 )	Press reports referring to Decree of the President of the Arab Republic of Egypt No. 538/2016, Official Journal - Issue No. 47(Bis-B) (30 November 2016)	Effective 1 December 2016
<b>India</b>		
Imposition through the implementation of the Goods and Services Tax Regime (GST) of import duties (10%) on certain telecom products, e.g. mobile phones, digital still video cameras and other electronic integrated circuits, classified as ITA-1 products	The Hindu - BusinessLine (11 December 2016 and 8 May 2017) and India Times (26 April 2017)	
"Make in India" requirements for government procurement through the new e-market platform GEM (Government e-Market)	Asit Ranjan Mishra (28 February 2017)	
Imports of apples (HS 0808) now permitted through sea ports and airports in Kolkata, Chennai, Mumbai and Cochin; through the land port and airport in Delhi; and through India's land borders	Minutes of the meeting of Council of Trade in Goods, forthcoming	
<b>Malaysia</b>		
Temporary export ban on rubberwood	The Star online (30 June 2017)	Effective 1 July 2017
<b>Nigeria</b>		
Import ban on 23 products	Africa News (5 January 2017) and Deloitte Trade Newsletter	Effective 17 October 2016
Introduction of local content requirements on certain products and sectors, e.g. information and telecommunication technology	Minutes of the meeting of Council of Trade in Goods, forthcoming	

<sup>3</sup> This Section includes information which has been obtained from public sources but has not yet been confirmed by the delegation concerned.



Measure	Source/Date	Status
Increase of import tariffs on certain products (e.g. tobacco, alcoholic products, raw materials, consumer goods) through the import adjustment tax list	Africa News (5 January 2017) and Deloitte Trade Newsletter	Effective 17 October 2016
Withdrawal of certain furniture and plastic sanitary wares from the import restricted list	Deloitte Trade Newsletter	
Made in Nigeria Initiative introducing local content requirements (up to 40%) on certain products and sectors, e.g. uniforms and footwear, food and beverages, furniture and fittings, stationery, motor vehicles, pharmaceuticals and construction materials	The News Nigeria (19 May 2017)	
<b>Philippines</b>		
Increase of excise tax on imports of sweetened sugar beverages. The excise tax applied to beverages produced locally remains lower than for imports	The Manila Times (24 June 2017)	
<b>Thailand</b>		
Temporary import ban on wheat	Bangkok Post (3 July 2017)	
Temporary increase of import tariffs (from zero to 35%) on wheat	Bangkok Post (3 July 2017)	
<b>Ukraine</b>		
Inclusion of pine wood in the export ban list on unprocessed timber (HS Chapter 44) (originally implemented on 1 November 2015 for three species)	Press reports and WTO document WT/TPR/OV/19, 21 November 2016	Effective 1 January 2017
<b>United States</b>		
"Buy America" initiative for pipeline companies, requiring them to purchase locally produced pipes and raw materials for the Keystone Pipelines and Dakota Access Pipelines projects	CNBC (30 January 2017), Oil Price.com (13 February 2017) and The White House - Office of the Press Secretary "Remarks by President Trump in Press Conference", East Room (16 February 2017). Viewed at: <a href="https://www.whitehouse.gov/the-press-office/2017/02/16/remarks-president-trump-press-conference">https://www.whitehouse.gov/the-press-office/2017/02/16/remarks-president-trump-press-conference</a>	
The Executive Order (EO) on Buy American and Hire American requires U.S. federal agencies to "scrupulously monitor, enforce, and comply with Buy American Laws, to the extent they apply, and minimize the use of waivers, consistent with applicable law." The EO also calls a report by the Secretary of Commerce to prepare a report for the President that assesses, amongst other things, the "monitoring of, enforcement of, implementation of, and compliance with Buy American Laws" and the impact of US free trade agreements and the WTO Agreement on Government Procurement on domestic procurement preferences. The report is due to the President by 24 November 2017. The EO specifically stipulates that it shall not be construed to impair or otherwise affect existing rights or obligations under international agreements, such as the WTO Agreement on Government Procurement	Presidential Executive Order on Buy American and Hire American (18 April 2017). Viewed at: <a href="https://www.whitehouse.gov/the-press-office/2017/04/18/presidential-executive-order-buy-american-and-hire-american">https://www.whitehouse.gov/the-press-office/2017/04/18/presidential-executive-order-buy-american-and-hire-american</a>	
<b>Uruguay</b>		
Temporary increase (from 2% to 5%) of the consular fee ( <i>tasa consular</i> ) on imports. Rate applied on imports from Mercosur members set at 3%. Imports from Mexico exempted	Rendición de Cuentas 2016 - Artículo 265 (September 2017)	Effective until 1 January 2020

---

Measure	Source/Date	Status
<b>Viet Nam</b>		
Increase of import tariffs on used cars	The Saigon Times Daily (29 August 2017)	

## ANNEX 4

MEASURES AFFECTING TRADE IN SERVICES<sup>1</sup>  
(MID-OCTOBER 2016 TO MID-OCTOBER 2017)

Measure	Mode(s) of supply	Sectoral classification	Source	Date	Verified by Member
<b>MEASURES AFFECTING VARIOUS SECTORS</b>					
<b>Algeria (Observer)</b>					
Algeria issued six executive decrees that clarify the application of Law No. 16-09 on the Promotion of Investment, which had been adopted in August 2016. The decrees establish the list of activities excluded from investment incentives foreseen in the Law, specify the procedures for pre-registration of investments, and redefine the responsibilities and simplify the operation of the National Agency for the Development of Investments.	Mode 3	All sectors	Executive Decrees nos. 17-100, 17-101, 17-102, 17-103, 17-104 and 17-105 of 5 March 2017.  Viewed at: <a href="http://www.aps.dz/economie/55359-promulgation-des-textes-d%E2%80%99application-de-la-nouvelle-loi-sur-l%E2%80%99investissement">http://www.aps.dz/economie/55359-promulgation-des-textes-d%E2%80%99application-de-la-nouvelle-loi-sur-l%E2%80%99investissement</a>	Effective 5 March 2017	YES
<b>Australia</b>					
The government of Australia made a series of changes to the foreign investment framework, with the aim of streamlining and enhancing its operation.  Amendments concern such aspects as: - a new exemption certificate allowing foreign investors in securities to obtain approval for multiple investments; - clarification that residential premises that have commercial use, such as student accommodation or age care facilities, will be screened under commercial land thresholds; - a 10% increase in application fees for foreign purchases of residential properties valued at less than A\$10 Million;	Mode 3	All sectors	Foreign Acquisitions and Takeovers Amendment (Exemption and Other Measures) Regulations 2017  Viewed at: <a href="http://firb.gov.au/slide/changes-to-the-foreign-investment-framework-announced-in-the-2017-18-budget-and-additional-technical-amendments-take-effect-from-1-july-2017/">http://firb.gov.au/slide/changes-to-the-foreign-investment-framework-announced-in-the-2017-18-budget-and-additional-technical-amendments-take-effect-from-1-july-2017/</a>	Effective 1 July 2017	YES

<sup>1</sup> The inclusion of any measure in this Annex implies no judgement by the WTO Secretariat on whether or not such measure, or its intent, is protectionist in nature. Moreover, nothing in the Annex implies any judgement, either direct or indirect, on the consistency of any measure referred to with the provisions of any WTO agreement.

Measure	Mode(s) of supply	Sectoral classification	Source	Date	Verified by Member
- thresholds for notification of acquisitions of Australian interests by a foreign government investor have been increased to only capture acquisitions that result in less than 5% of the global firm's total assets and/or where the value is A\$55 million or less.					
<b>Bangladesh</b>					
The Cabinet approved the One-Stop Service Act 2017, aiming to facilitate services provided to investors and reduce the cost of doing business. Investors will receive 16 types of services from the one-stop service centre, including issuance of trade licenses, land registration and mutation, environmental clearances, construction permits, as well as connections for power, gas, water, telephone and internet.	Mode 3	All sectors	Viewed at: <a href="http://www.dhakatribune.com/business/regulations/2017/05/08/cabinet-approves-one-stop-service-act/">http://www.dhakatribune.com/business/regulations/2017/05/08/cabinet-approves-one-stop-service-act/</a>	Effective 8 May 2017	
<b>Brazil</b>					
On 24 November 2016, the Central Bank of Brazil amended rules concerning the registration of foreign direct investment with the Central Bank.  The new rules bring back the requirement that companies recipient of foreign direct investment register their financial economic statements with the Central Bank on a yearly basis. This requirement is applied on a quarterly basis for companies with assets or net worth equal to or greater than R\$250 million.  The rules also provide that the Brazilian company recipient of the foreign investment will be legally responsible for the registration of the foreign investment and that it may appoint representatives to carry out the registrations on its behalf.	Mode 3	All sectors	Resolution No. 4,533 of the National Monetary Council  Viewed at: <a href="https://www.bcb.gov.br/pre/normativos/busca/downloadNormativo.asp?arquivo=/Lists/Normativos/Attachments/50287/Res_4533_v1_O.pdf">https://www.bcb.gov.br/pre/normativos/busca/downloadNormativo.asp?arquivo=/Lists/Normativos/Attachments/50287/Res_4533_v1_O.pdf</a>	Effective 30 January 2017	YES

Measure	Mode(s) of supply	Sectoral classification	Source	Date	Verified by Member
			<b>Canada</b>		
The government, under the Investment Canada Act, issued guidelines concerning the national security review of foreign investments. The guidelines provide further information on the review process and set out factors that the government may take into account when making a determination on grounds of national security.	Mode 3	All sectors	"Guidelines on the National Security Review of Investments", Innovation, Science and Economic Department Canada, 19 December 2016  Viewed at: <a href="https://www.ic.gc.ca/eic/site/ica-lic.nsf/eng/lk81190.html">https://www.ic.gc.ca/eic/site/ica-lic.nsf/eng/lk81190.html</a>	Effective 19 December 2016	YES
Canada has increased thresholds for the "net benefit" review of direct acquisitions of Canadian businesses by foreign investors under the Investment Canada Act. For private investors from WTO Members, the threshold has been increased to CAN\$1 billion as of 22 June 2017. This threshold had been raised to CAN\$800 million on 24 April 2017, from CAN\$600 million previously.	Mode 3	All sectors	Investment Canada Act  Viewed at: <a href="https://www.ic.gc.ca/eic/site/ica-lic.nsf/eng/h_lk00050.html#p4">https://www.ic.gc.ca/eic/site/ica-lic.nsf/eng/h_lk00050.html#p4</a>	Effective 22 June 2017 for WTO investors and 21 September for 'trade agreements' investors.	
With respect to private investors from countries with which preferential trade agreements have been concluded, the threshold was increased to CAN\$1.5 billion on 21 September 2017. This covers private investors from Chile, Colombia, Honduras, the European Union, Rep. of Korea, Mexico, Panama, Peru, and the United States.					
The threshold for review of direct investments remains lower for acquisition of a Canadian cultural business or for non-WTO investors (CAN\$5 million), as well as for investors that are state-owned enterprises (CAN\$379 million).					

Measure	Mode(s) of supply	Sectoral classification	Source	Date	Verified by Member
<p>The State Council approved the creation of seven additional free trade zones in the provinces of Shanxi, Sichuan, Hubei, Henan, Zhejiang and Liaoning, as well as in the city of Chongqing.</p> <p>The policy provides, among other things, for easier approval procedures. Foreign investment is treated on a national treatment basis, except in specific areas set out in a negative list. Such negative list provides for better treatment of foreign investment in China than what is provided in the Catalogue for the Guidance of Foreign Investment Industries, which applies to other parts of China.</p>	Modes 3 and 4	Various sectors	<p><b>China</b></p> <p>Circular of the State Council on Printing and Distributing the overall plan on China (Shanxi) pilot free trade zone (Guo Fa (2017) No.21); Circular of the State Council on Printing and Distributing the overall plan on China (Sichuan) pilot free trade zone (Guo Fa (2017) No.20); Circular of the State Council on Printing and Distributing the overall plan on China (Chongqing) pilot free trade zone (Guo Fa (2017) No.19); Circular of the State Council on Printing and Distributing the overall plan on China (Hubei) pilot free trade zone (Guo Fa (2017) No.18); Circular of the State Council on Printing and Distributing the overall plan on China (Henan) pilot free trade zone (Guo Fa (2017) No.17); Circular of the State Council on Printing and Distributing the overall plan on China (Zhejiang) pilot free trade zone (Guo Fa (2017) No.16); Circular of the State Council on Printing and Distributing the overall plan on China (Liaoning) pilot free trade zone (Guo Fa (2017) No.15).</p>	Effective 15 March 2017	YES
<p>On 12 October 2016, China designated 10 additional cities as "outsourcing demonstration cities". Such designation involves preferential tax treatment for advanced technology service enterprises.</p> <p>These 10 cities are: Shenyang, Changchun, Nantong, Zhenjiang, Fuzhou (inclusive of Pingtan Comprehensive Experimental Area), Nanning, Urumqi, Qingdao, Ningbo and Zhengzhou.</p>	Mode 3	Various sectors	<p>Circular of the Ministry of Finance, the State Administration of Taxation, the Ministry of Commerce, the Ministry of Science and Technology, and the National Development and Reform Commission on Application of Income Tax Policies for Technology-Advanced Service Enterprises to Newly Added China Outsourcing Demonstration Cities (Cai Shui [2016] No. 108)</p>	Effective 12 October 2016	YES

Measure	Mode(s) of supply	Sectoral classification	Source	Date	Verified by Member
<p>China adopted new rules providing preferential tax treatment for the recognized technology-advanced service enterprises in the 15 Service Trade Innovation Development Pilot Areas. The rate of income tax is reduced to 15%. Regarding training expenses in these enterprises, expenses that do not exceed 8% of total salaries are allowed to be deducted before taxation, and the excess portion is allowed to be carried over and deducted in the following taxable year.</p>	Mode 3	Computer and information services, R&D and technology services, cultural technology services and medical services of traditional Chinese medicine	Circular on Promoting Preferential Income Tax Policies for Technology Advanced Service Enterprises in Service Trade Innovation Development Trial Areas (Cai Shui [2016] No. 122)	Effective 10 November 2016	YES
<p>On 17 February 2017, the government issued a revision to the Catalogue of Priority Industries for Foreign Investment in Central and Western Regions.</p> <p>The measure expands the list of priority industries for foreign investment. The 2017 Catalogue lists 639 priority industrial items, among which 173 were added in this most recent revision. 34 items were deleted and 84 were modified. Modifications relate, for example, to tourism and leisure, engineering, and logistics services. For projects falling within the scope of the revised Catalogue, foreign invested enterprises are eligible for favourable tax reductions and preferential access to land.</p>	Mode 3	Various sectors	<p>Order 33 of 2017 – Revision of Catalogue of Priority Industries for Foreign Investment in Central and Western Regions</p> <p>Viewed at:  <a href="http://hkmb.hktdc.com/en/1X0A94PZ/hktdc-research/China-Revises-Catalogue-of-Priority-Industries-for-Foreign-Investment-in-Central-and-Western-Regions">http://hkmb.hktdc.com/en/1X0A94PZ/hktdc-research/China-Revises-Catalogue-of-Priority-Industries-for-Foreign-Investment-in-Central-and-Western-Regions</a></p>	Effective 20 March 2017	YES

Measure	Mode(s) of supply	Sectoral classification	Source	Date	Verified by Member
<p>China's Cybersecurity Law, which entered into force on 1 June 2017, introduced various new requirements in relation to the collection, use and protection of personal information, the protection of "critical information infrastructure", the responsibilities of network service providers, and the preservation of sensitive information.</p> <p>Among other things, the Law requires "personal information and important data" collected and generated in China to be stored domestically. Security assessments by authorities will be conducted in relation to information and data transferred abroad pursuant to business requirements. More detailed regulations will be issued to support implementation of these provisions of the Law.</p>	Multiple modes	All sectors	Cybersecurity Law	Effective 1 June 2017	



Measure	Mode(s) of supply	Sectoral classification	Source	Date	Verified by Member
<p>The government of China released the 2017 version of the <i>Catalogue for the Guidance of Foreign Investment Industries</i>. The 2017 Catalogue introduces a national negative list, which is comprised of a 'restricted' category, where certain restrictions are imposed and prior approval from authorities is required, and a 'prohibited' category, where foreign investment is not permitted. For activities not listed on the negative list, foreign investors are entitled to the same treatment as national investors.</p> <p>The 2017 Catalogue removes foreign investment restrictions for certain services, such as: highway passenger transport; credit investigation and rating services; and large-scale wholesale markets for agricultural products.</p> <p>The new measure also introduces certain limits on foreign investment, as some activities now fall under the 'prohibited' category. These include: Internet services for the delivery of public information; radio and television on-demand services; installation services for the receipt of satellite TV broadcasts; editing of audiovisual products and electronic publications; and research institutes on humanities and social sciences.</p>	Mode 3	All sectors	<p>Catalogue for the Guidance of Foreign Investment Industries (2017 Revision)</p> <p>Viewed at:  <a href="http://www.china-briefing.com/news/2017/07/11/china-releases-2017-foreign-investment-catalogue-opening-access-new-industries.html">http://www.china-briefing.com/news/2017/07/11/china-releases-2017-foreign-investment-catalogue-opening-access-new-industries.html</a></p>	Effective 28 July 2017	YES

Measure	Mode(s) of supply	Sectoral classification	Source	Date	Verified by Member
China's State Council further relaxed limits on foreign investment in the country's free trade zones (FTZ). For example, as regards services sectors: foreign investment is no longer prohibited for the importation of cultural products like arts and literature databases, and digital publications; restrictions on foreign investment in highway passenger transportation have been removed; accounting and auditing services are subject to fewer restrictions; restrictions preventing foreign insurance companies from engaging in reinsurance with affiliated enterprises have been lifted. Currently, the 11 FTZ are in Shanghai, Guangdong, Tianjin, Fujian, Chongqing, Liaoning, Zhejiang, He'nan, Hubei, Sichuan and Shan'anxi.	Mode 3	All sectors	Special Administrative Measures (Negative List) for Foreign Investment Access to Pilot Free Trade Zones (2017 Revision)  Viewed at: <a href="http://www.scmp.com/news/china/economy/article/2098807/beijing-cuts-list-restrictions-foreign-direct-investment-free">http://www.scmp.com/news/china/economy/article/2098807/beijing-cuts-list-restrictions-foreign-direct-investment-free</a>	Effective 10 July 2017	YES
<b>Colombia</b>					
The Government of Colombia issued Decree 119, which updates the country's foreign investment regime. One of the changes brought about by the decree is the elimination of registration deadlines and related sanctions in case of non-compliance.  The government of Colombia, through Decree no. 1759, required Colombian companies to register their databases with the <i>Superintendencia de Industria y Comercio</i> by 30 June 2017. The purpose is to regulate the treatment of personal data.	Mode 3  Multiple modes	All sectors  All sectors	Decree 119 of 26 January 2017  Viewed at: <a href="http://es.presidencia.gov.co/normativa/normativa/DECRETO%20119%20DEL%2026%20ENERO%20DE%202017.pdf">http://es.presidencia.gov.co/normativa/normativa/DECRETO%20119%20DEL%2026%20ENERO%20DE%202017.pdf</a>  Decree No. 1759  Viewed at: <a href="http://www.sic.gov.co/registro-nacional-de-bases-de-datos">http://www.sic.gov.co/registro-nacional-de-bases-de-datos</a>	Issued on 26 January 2017. Effective, at latest, six months after issuance of the decree.  8 November 2016	

Measure	Mode(s) of supply	Sectoral classification	Source	Date	Verified by Member
<p>This measure reserves sub-contracting by multinational enterprises to companies that are domestically owned.</p> <p>The President of Egypt signed on 31 May 2017 a new Investment Law. It aims to streamline requirements and processes relating to investment authorizations. For example, under the law, the General Authority for Investment (GAI) will introduce a new system allowing companies to register and incorporate electronically. The law also sets deadlines for completion of tasks by the GAI, and reduces documentary requirements imposed on investors.</p> <p>Further, investment projects are allowed to employ up to 10% of foreign employees if local employees with necessary qualifications are unavailable. For some strategic projects, a higher percentage of foreign workers can be allowed, subject to a commitment to train local workers. The law sets out, in addition, various tax incentives.</p>	Multiple modes	<p><b>Democratic Republic of the Congo</b></p> <p>All sectors</p>	<p>Law No. 17/001</p> <p>Viewed at:  <a href="http://jurifrique.com/blog/2017/03/29/congo-k-le-legislateur-regit-la-sous-traitance-dans-le-secteur-prive/">http://jurifrique.com/blog/2017/03/29/congo-k-le-legislateur-regit-la-sous-traitance-dans-le-secteur-prive/</a></p>	8 February 2017	
	<p>Modes 3 and 4</p>	All sectors	<p><b>Egypt</b></p> <p>Law No. 72 of 2017</p>	Effective 1 June 2017	YES

Measure	Mode(s) of supply	Sectoral classification	Source	Date	Verified by Member
<p>On 12 July, the Government amended its foreign investment regime to expand the scope for review of acquisitions of equity participation of more than 25% in domestic companies by non-EU and non-EFTA investors.</p> <p>The amendment introduces a list of areas that are explicitly covered by cross-sector review obligations. These include: businesses contributing to a critical infrastructure, including in sectors of energy, information technology and telecommunications, traffic and transport, health, water, finance, and insurance; developers of software for the operation of critical infrastructure; key businesses for the telematics infrastructure; certain cloud computing services.</p> <p>In addition, the scope of the sector-specific review procedures was expanded to a broader range of military products and components.</p> <p>The amendments also provide for modifications to the procedural framework, notably by extending time periods for reviews by authorities.</p>	<p>Mode 3</p>	<p>All sectors</p>	<p><b>Germany</b>                      Amendment to the German Foreign Trade Regulation                      Viewed at: <a href="https://www.ft.com/content/5087c106-66fc-11e7-9a66-93fb352ba1fe">https://www.ft.com/content/5087c106-66fc-11e7-9a66-93fb352ba1fe</a></p>	<p>Effective 18 July 2017</p>	

Measure	Mode(s) of supply	Sectoral classification	Source	Date	Verified by Member
<p>On 24 May 2017, the Union Cabinet approved the phasing out of the Foreign Investment Promotion Board (FIPB), aiming to make India more attractive to foreign investors and to improve ease of doing business. Applications for FDI requiring government approval will instead be processed by the relevant sectoral Ministries/Departments in consultation with the Department of Industrial Policy &amp; Promotion (DIPP) of the Ministry of Commerce &amp; Industry.</p> <p>In pursuance of this policy change, the DIPP has issued on 29 June 2017 a standard operating procedure setting out the process for the treatment of FDI proposals by Ministries/Departments. Among other things, the procedure foresees an 8-week timeframe for approval of FDI, unless security clearance from the Ministry of Home Affairs is required.</p>	Mode 3	All sectors	<p><b>India</b></p> <p>Viewed at:  <a href="http://pib.nic.in/newsite/PrintRelease.aspx?releid=16209Z">http://pib.nic.in/newsite/PrintRelease.aspx?releid=16209Z</a></p>	24 May 2017	

Measure	Mode(s) of supply	Sectoral classification	Source	Date	Verified by Member
<p>The Ministry of Commerce issued the Consolidated FDI Policy Circular of 2017 on 28 August.</p> <p>Changes brought about by the new policy include:</p> <ul style="list-style-type: none"> <li>- 100% FDI is allowed under the automatic route for broadcasting carriage services and cable networks. The previous policy allowed FDI up to 49% under the automatic route;</li> <li>- FDI in brownfield pharmaceutical projects is permitted up to 74% under the automatic route and beyond 74% under the government route. Before, no FDI was permitted without government approval;</li> <li>- new rules allow the conversion of an FDI funded limited liability partnership (LLP) into a company and vice versa;</li> <li>- wholesale cash &amp; carry suppliers are allowed to undertake multi-brand retailing, in addition to single-brand retailing;</li> <li>- new procedures for assessing applications for exemptions from local sourcing requirements in case of single brand retailers with more than 51% FDI;</li> <li>- Start-ups are allowed to issue convertible notes to foreign investors. Previously, FDI in start-ups could only be made by subscribing to equity or equity-linked instruments or debt instruments;</li> <li>- Foreign ownership and control of an Indian pension fund is restricted to resident Indian entities. The previous policy permitted foreign ownership/control provided that prior government approval was sought.</li> </ul>	Mode 3	All sectors	<p>Consolidated FDI Policy Circular of 2017</p> <p>Viewed at:  <a href="http://dipp.nic.in/sites/default/files/CFPC_2017_FINAL_RELEASED_28.8.17.pdf">http://dipp.nic.in/sites/default/files/CFPC_2017_FINAL_RELEASED_28.8.17.pdf</a></p>	Effective 28 August 2017	

Measure	Mode(s) of supply	Sectoral classification	Source	Date	Verified by Member
Japan amended the Foreign Exchange and Foreign Trade Act with respect to national security-related notification requirements for certain foreign investment. Prior notification to authorities will be required if foreign investors acquire from other foreign investors non-listed shares of Japanese enterprises in certain industries (e.g. manufacture of weapons; nuclear power plants). Authorities will examine whether the proposed transfer of shares constitutes a threat to national security.	Mode 3	All sectors	<b>Japan</b> Amendments to the Foreign Exchange and Foreign Trade Act (Law No.228 of 1949), including the introduction of Article 28.	Effective 1 October 2017	YES
The Jordan Investment Commission has adopted simplified regulations for investors, with the objective of improving the business environment. The amended regulations reduce the time needed to register an investment to four days, cut down the number of committees with responsibility for investment approval, and eliminate a range of licensing procedures.	Mode 3	All sectors	<b>Jordan</b> Viewed at: <a href="http://country.eiu.com/article.aspx?articleid=905750674&amp;Country=Jordan&amp;topic=Economy&amp;subtopic=Forecast&amp;subsubtopic=Policy+trends&amp;uid=1&amp;pid=135756597&amp;oid=135756597&amp;uid=1">http://country.eiu.com/article.aspx?articleid=905750674&amp;Country=Jordan&amp;topic=Economy&amp;subtopic=Forecast&amp;subsubtopic=Policy+trends&amp;uid=1&amp;pid=135756597&amp;oid=135756597&amp;uid=1</a> <a href="http://www.jordantimes.com/news/local/single-security-approval-replaces-multiple-existing-procedures-new-investors">http://www.jordantimes.com/news/local/single-security-approval-replaces-multiple-existing-procedures-new-investors</a>	Effective 5 August 2017	
The Finance Act, adopted on 20 September 2016, repealed the provision of the Companies Act of 2015 that required enterprises established in Kenya to have at least 30% of their shareholding held by Kenyan citizens by birth.	Mode 3	All sectors	<b>Kenya</b> Finance Act (Act No. 38 of 2016) Viewed at: <a href="http://kenyalaw.org/ki/fileadmin/pdfdownloads/AmendmentActs/2016/FinanceAct_No38of2016.pdf">http://kenyalaw.org/ki/fileadmin/pdfdownloads/AmendmentActs/2016/FinanceAct_No38of2016.pdf</a> <a href="http://www.oraro.co.ke/alert/karibu-kenya-welcome-to-kenya-repeal-of-the-30-local-shareholding-requirement-for-foreign-companies-in-the-companies-act-2015/">http://www.oraro.co.ke/alert/karibu-kenya-welcome-to-kenya-repeal-of-the-30-local-shareholding-requirement-for-foreign-companies-in-the-companies-act-2015/</a>	Effective 1 January 2017	

Measure	Mode(s) of supply	Sectoral classification	Source	Date	Verified by Member
<p>The Republic of Moldova has adopted a series of measures in relation to various services sectors. In many cases, these new measures aim to transpose the requirements of European Union Directives into domestic law. For example, the National Commission of Financial Markets (NCFM) adopted new measures to regulate capital markets and the supply of insurance services. With respect to energy services, new regulations have been adopted in relation to cross-border electricity distribution and natural gas transmission services, which aim, among other things, to promote greater integration into the European energy market. The Republic of Moldova also adopted a number of measures in view of requirements of European Union Directives relating to the development of the internal market and quality standards for postal services, as well as the access to and use of electronic communications networks.</p>	Multiple modes	<p><b>Moldova, Republic of</b></p> <p>Financial services; energy services; postal services; telecommunication services; audiovisual services</p>	<p>Regulation on market abuse (NCFM Decision No. 14/15); Instruction regarding direct and indirect holdings (NCFM Decision no. 59/6); Regulation on training requirements and professional competence in insurance (NCFM Decisions no. 49/5 and 59/14); The Law amending the Law 407/2006 on insurance; Regulation on access to the network for cross-border exchanges in electricity and congestion management; Regulation on access to the natural gas transmission networks and congestion management; Rules regarding providing postal services (Decision no.1457); The quality standards regarding the universal postal services (Decision no. 1226); Mode and conditions of using of postal networks for necessity of national security and protection in case of force major and exceptional situations (Decision no. 1453); Calculation methodology of maximum tariffs for the right of access on public properties and/or for shared use of physic infrastructure (Decision no.1343); Decision no.52 modifying Decision no.240 "For approving Program regarding the transition from analog television to digital terrestrial"</p>	November 2016- March 2017	



Measure	Mode(s) of supply	Sectoral classification	Source	Date	Verified by Member
<p>The Republic of Moldova has adopted a series of measures which essentially aim to transpose European Union Directives into the national legal framework. This includes:</p> <ul style="list-style-type: none"> <li>- In the field of insurance, the adoption of new measures with respect to: requirements for insurers' reinsurance programs and rules on reinsurance contracting; requirements on the transparency of shareholders and beneficiaries in insurance companies; rules in relation to the operation of credit history bureaus;</li> <li>- Amendments to the Law on Electronic Communications;</li> <li>- Amendments to Law on Electronic Commerce.</li> </ul>	Multiple modes	All sectors	<p>Law no 59 from 6 April 2017 for the amendment and completion of Law 284/2004 on electronic commerce (entry into force from 6 January 2018);</p> <p>NCFM Decision Nos. 17/6 and 17/5 of 21 April 2017;</p> <p>Decision No. 656 of 23 August 2017 approving the draft Law amending the Art. 29 of Law 407/2006 on insurance;</p> <p>Law No. 149 of 14 July 2017 amending the Law 122/2008 on credit history bureau;</p> <p>Law No. 135 of 07 July 2017 amending and supplementing the Law on Electronic Communications No. 241-XVI;</p> <p>Law No. 145 of 14 July 2017 amending and supplementing Law no. 77 of 21 April 2016 on Information Technology Parks.</p>	April-July 2017	YES
<b>Mauritius</b>					
<p>The Government of Mauritius adopted the Business Facilitation Act 2017, aiming to address legal impediments to doing business. The Act amends 26 existing legislations, and addresses seven key areas: facilitating cross-border trade; expediting the process to start a business; expediting the processing and issue of construction permits; facilitating the process to register property; improving insolvency procedures; improving the system for collection of taxes and levies; implementing the e-licensing project.</p>	Mode 3	All sectors	<p>Business Facilitation (Miscellaneous Provisions) Act 2017</p> <p>Viewed at:  <a href="http://www.investmauritius.com/newsroom/newsletters/newsletter-may-2017.aspx">http://www.investmauritius.com/newsroom/newsletters/newsletter-may-2017.aspx</a></p>	Effective 20 May 2017	YES

Measure	Mode(s) of supply	Sectoral classification	Source	Date	Verified by Member
<p>In October 2016, the government enacted Myanmar's new Investment Law. While earlier legislation required all investment proposals to obtain permission of the Myanmar Investment Commission, the new law subjects only selected investment proposals to government screening and authorization.</p> <p>The law also includes a list of prohibited activities, as well as a list of activities where foreigners will be requested to set up joint-ventures with Myanmar citizens.</p> <p>In certain areas, such as market access, land lease and technical support, local businesses and SMEs would benefit from more favourable treatment compared to foreign investors. Investment incentives in the form of corporate tax holidays will be granted to "promoted" sectors.</p> <p>Full details of the sectors that are "promoted", subject to screening, and subject to joint venture requirements will be set out in forthcoming implementation rules.</p>	Mode 3	All sectors	<p><b>Myanmar</b></p> <p>Myanmar Investment Law, viewed at: <a href="http://www.dica.gov.mm/sites/dica.gov.mm/files/document-files/myanmar_investment_law_official_translation_3-1-2017.pdf">http://www.dica.gov.mm/sites/dica.gov.mm/files/document-files/myanmar_investment_law_official_translation_3-1-2017.pdf</a></p>	Effective 1 April 2017	
<p>The Ministry of Commerce has revoked the ceiling on the amount of funds that foreign-domestic joint venture enterprises can use in their operations. Foreign investors engaged in joint venture businesses with Myanmar companies will no longer have their expenditure limited to the initial sum they declared to the Central Bank. This removes the obligation to register any additional amounts of foreign currency required for investment purposes.</p>	Mode 3	All sectors	<p>Viewed at: <a href="http://www.mmtimes.com/index.php/business/24068-limits-lifted-on-joint-venture-trading-firms.html">http://www.mmtimes.com/index.php/business/24068-limits-lifted-on-joint-venture-trading-firms.html</a></p> <p><a href="http://investmentpolicyhub.unctad.org/IPM/MeasureDetails?id=3013&amp;rqn=&amp;rp=&amp;t=&amp;s=&amp;pg=3&amp;c=&amp;df=07%2F08%2F2008&amp;isSearch=true">http://investmentpolicyhub.unctad.org/IPM/MeasureDetails?id=3013&amp;rqn=&amp;rp=&amp;t=&amp;s=&amp;pg=3&amp;c=&amp;df=07%2F08%2F2008&amp;isSearch=true</a></p>	22 November 2016	

Measure	Mode(s) of supply	Sectoral classification	Source	Date	Verified by Member
<p>Nigeria adopted new measures aiming to enhance transparency and efficiency of governmental actions in order to improve the business climate.</p> <p>An Executive Order, signed on 18 May 2017, requires all ministries, departments, and agencies of the federal government to publish a complete list of requirements (including fees) on their websites within 21 days of the issuance of the order. The list shall state the stipulated time for getting an approval. Any application for permits, registration or licenses not approved or rejected within the stipulated time would be deemed approved.</p>	Mode 3	All sectors	<p><b>Nigeria</b></p> <p>Executive Order on the Promotion of Transparency and Efficiency in the Business Environment</p> <p>Viewed at:  <a href="http://www.budgetoffice.gov.ng/index.php/resouces/internal-resources/executive-order">http://www.budgetoffice.gov.ng/index.php/resouces/internal-resources/executive-order</a></p>	Effective 18 May 2017	
<p>Qatar has adopted new legislation governing investment of non-Qatari capital in the economy. The new law, replacing Law No. 13 from 2000, allows non-Qataris to invest up to 100% of project capital in all sectors of the economy, provided they have a Qatari agent.</p> <p>Subject to government approval, foreign investors may own 49% of the capital of companies listed on the Qatar Exchange. Foreign investors may own more than 49% of these companies if supported by Ministers.</p> <p>Citizens of countries of the Gulf Cooperation Council are treated as Qatari citizens with respect to ownership of Qatar stock exchange-listed companies.</p>	Mode 3	All sectors	<p><b>Qatar</b></p> <p>Viewed at:  <a href="http://www.arabianbusiness.com/qatar-passes-law-approving-100-foreign-investment-649747.html">http://www.arabianbusiness.com/qatar-passes-law-approving-100-foreign-investment-649747.html</a></p>	19 October 2016	

Measure	Mode(s) of supply	Sectoral classification	Source	Date	Verified by Member
<p>The government of the Russian Federation enacted new measures with respect to transactions involving foreign investors in Russian companies.</p> <p>Under the new rules, the Chair of the <i>Government Commission on Control over Foreign Investment in the Russian Federation</i> may decide that a transaction by a foreign investor in relation to a Russian company is subject to prior approval by the Commission if the transaction is deemed to threaten national defence and state security.</p> <p>Prior to the amendments, a review applied to acquisitions of more than 25% of voting shares in a Russian company by a foreign investor controlled by a foreign state or international organization.</p> <p>Further, foreign investors that own 5% or more of shares of strategic companies registered in Crimea or the City of Sevastopol are required to notify the Federal Antimonopoly Service by 28 October 2017.</p> <p>Another set of amendments sets limitations on investments of 'offshore companies' in Russian strategic companies and on their participation in privatizations of Russian state assets. Under these new measures, investments by offshore companies are treated the same way as those of foreign states or international organizations. Offshore companies are those that are registered in a list of jurisdictions, including the British Virgin Islands, United Arab Emirates, Monaco, Gibraltar, and Hong Kong, China.</p>	<p>Mode 3</p>	<p>All sectors</p>	<p><b>Russian Federation</b></p> <p>Federal Law on Amendments to the Federal Law No. 160-FZ "On Foreign Investment in the Russian Federation" and to the Federal Law No. 57-FZ "On Procedure for Foreign Investment in Business Entities of Strategic Importance for National Defence and Security". (Law No. 165-FZ)</p> <p>Amendments to the Law "On Foreign investments in Strategic Companies" and to the Privatization Law (Law No. 155-FZ)</p> <p>Viewed at:  <a href="http://en.kremlin.ru/acts/news/55093">http://en.kremlin.ru/acts/news/55093</a>  <a href="http://investmentpolicyhub.unctad.org/IPM/MeasureDetails?id=3115&amp;rqn=&amp;grp=&amp;t=&amp;s=&amp;pg=4&amp;c=&amp;df=&amp;df=&amp;isSearch=false">http://investmentpolicyhub.unctad.org/IPM/MeasureDetails?id=3115&amp;rqn=&amp;grp=&amp;t=&amp;s=&amp;pg=4&amp;c=&amp;df=&amp;df=&amp;isSearch=false</a></p>	<p>Dated 18 July 2017 and effective 30 July 2017</p> <p>Effective 1 July 2017</p>	<p>YES</p>

Measure	Mode(s) of supply	Sectoral classification	Source	Date	Verified by Member
<p>The government launched a 'One Stop Shop' for investors, aiming to improve the business environment by lowering the cost of doing business in South Africa. The 'One Stop Shop' aims to be the focus point in government to assist investors in relation to regulatory, registration, and licensing procedures and requirements.</p>	Mode 3	All Sectors	<p>Viewed at:  <a href="https://www.gov.za/speeches/invest-south-africa-one-stop-shop-launch-17-mar-2017-0000">https://www.gov.za/speeches/invest-south-africa-one-stop-shop-launch-17-mar-2017-0000</a></p>	Effective 17 March 2017	
			<p><b>Thailand</b></p> <p>Order of the Head of the National Council for Peace and Order No. 21/2560 (2017) Amendment to the Laws for Facilitation of Business Operations (Royal Gazette Book No. 134 Special Section 97D, page 49)</p> <p>Viewed at:  <a href="https://www.dlapiper.com/en/us/insights/publications/2017/04/summary-of-the-order-of-nppo-no-21-2560/">https://www.dlapiper.com/en/us/insights/publications/2017/04/summary-of-the-order-of-nppo-no-21-2560/</a></p> <p>Ministerial Regulation Prescribing Businesses Not Subject to Application for Foreign Business Permission (No. 3), B.E. 2560</p> <p>Viewed at:  <a href="http://www.bakermckenzie.com/en/insight/publications/2017/06/restrictions-eased-for-foreign-investors/">http://www.bakermckenzie.com/en/insight/publications/2017/06/restrictions-eased-for-foreign-investors/</a></p>	Effective 4 April 2017	
<p>Thailand adopted new measures, including amendments to the Law for Facilitation of Business Operations, which aim to further improve the ease of doing business in the country. For example, Thailand no longer requires from employers of more than 10 employees that they submit a copy of Work Rules to the Director-General of the Department of Labour Protection and Welfare within seven days from the date of the entry into force of the Rules.</p> <p>The Ministry of Commerce of Thailand issued a ministerial regulation removing certain businesses from the category of 'restricted business activities' under the Foreign Business Act.</p> <p>The relevant businesses fall in two groups. First, businesses governed by the laws on financial institutions, including commercial banking, bank representative offices, and financial institution agents. Second, businesses covered by specific laws, which are: asset management companies; representative offices of a foreign legal person in relation to an international trading business; regional office of a foreign legal person in relation to an international trading business; service business operators that have entered into a contract with government agencies; service business operators that have entered into a contract with state-owned enterprises.</p>	Mode 3	All Sectors			
	Mode 3	All sectors			

Measure	Mode(s) of supply	Sectoral classification	Source	Date	Verified by Member
<p>Tunisia's new Investment Law aims to facilitate foreign investment by reducing the need for government approvals, simplifying processes, allowing higher percentages of foreign employees, and increasing the number of sectors that are open to foreign investment.</p> <p>The law allows investors to recruit foreign managing staff up to 30% of the entire managing staff during the first three years of activity, and up to 10% of the entire managing staff from the fourth year onward. The law also grants foreign investors the right to purchase non-agricultural properties as part of investment projects, and simplifies procedures in relation to the transfer of funds.</p> <p>A list of economic activities where investment will be subject to authorization shall be issued by the government within a year of the law's entry into force.</p>	Modes 3 and 4	All sectors	<p><b>Tunisia</b></p> <p>Investment Law (No. 71) of 20 November 2016</p> <p>Viewed at: <a href="https://www.utica.org.tn/Fr/telecharger.php?code=250">https://www.utica.org.tn/Fr/telecharger.php?code=250</a></p>	Effective 1 April 2017	
<p>On 26 June 2017, the President of Ukraine signed a law aiming to facilitate doing business and to foster a more favourable climate for foreign investments. In addition to measures relating to the movement of natural person (see below), the law abolished the requirement that foreign investments be registered with the state. Registration is therefore no longer a pre-requisite for foreign investors to enjoy protection and benefits under the Foreign Investment Act.</p>	Mode 3	All sectors	<p><b>Ukraine</b></p> <p>Law 'On Amendments to Some Legislative Acts of Ukraine on Eliminating Barriers to Attracting Foreign Investment'.</p> <p>Viewed at: <a href="http://www.wolftheiss.com/fileadmin/content/6_news/clientAlerts/2016/2016_Q2/160606_WT_CI_alert_Alert_Law_on_Foreign_Investment_Ukraine.pdf">http://www.wolftheiss.com/fileadmin/content/6_news/clientAlerts/2016/2016_Q2/160606_WT_CI_alert_Alert_Law_on_Foreign_Investment_Ukraine.pdf</a></p>	Effective 27 September 2017	

Measure	Mode(s) of supply	Sectoral classification	Source	Date	Verified by Member
<p>On 22 November 2016, Viet Nam amended the list of 'conditional business lines' in Annex 4 of the Law on Investment. Companies operating in 'conditional business lines' must satisfy additional conditions, such as sub-licences or other requirements, as per the Investment Law. Business lines removed include:</p> <ul style="list-style-type: none"> <li>- company valuation services in relation to initial public offerings;</li> <li>- consultancy services in relation to assessment of investment projects;</li> <li>- management training services for investment and construction projects;</li> <li>- establishment and assessment services for investment and construction projects;</li> <li>- management and operation services for common infrastructure facilities;</li> <li>- insurance agency training services;</li> <li>- import of radio transmitters and transceivers;</li> <li>- organisation of festivals and conferences;</li> <li>- water drainage services;</li> <li>- printing carton and other packages;</li> <li>- art and photographic work dealings;</li> <li>- tender agency services;</li> <li>- consultancy services for land survey, assessment and planning;</li> <li>- services for preparation of environmental impact assessment and detailed environmental protection plan.</li> </ul>	<p>Mode 3</p>	<p>Various sectors</p>	<p><b>Viet Nam</b>                      Law No. 03/2016/QH14 amending the list of conditional business lines in Annex 4 of the Law on Investment                      Viewed at:  <a href="http://asemconnectvietnam.gov.vn/Law.aspx?ZI=D1=10&amp;ID1=2&amp;MaVB_id=2535">http://asemconnectvietnam.gov.vn/Law.aspx?ZI=D1=10&amp;ID1=2&amp;MaVB_id=2535</a></p>	<p>Effective 1 January 2017, except for specific business lines identified in the law (see first column).</p>	

Measure	Mode(s) of supply	Sectoral classification	Source	Date	Verified by Member
<p>On the other hand, new business lines were added to the list:</p> <ul style="list-style-type: none"> <li>- manufacturing, repairing bottles of liquid petroleum gas (LPG bottles);</li> <li>- energy auditing;</li> <li>- educational quality test services;</li> <li>- manufacturing, assembling and importing automobiles (effective only on 1 July 2017);</li> <li>- training, coaching marine crew and organizing to recruit, and to supply marine crew;</li> <li>- trading experiment services specializing in construction;</li> <li>- trading services of management, and operation of cremation establishment;</li> <li>- trading services of registration and remaining domain name ".vn";</li> <li>- trading products and services of civil cryptography;</li> <li>- overseas study consultancy services, trading aquatic breeding;</li> <li>- trading services of meteorological forecasting and warning;</li> <li>- trading services of basic survey, consultancy of establishing emplacements;</li> <li>- projects and water resource reports;</li> <li>- trading camouflage equipment, software used for recording, video recording and positioning (effective only on 1 July 2017).</li> </ul>					



Measure	Mode(s) of supply	Sectoral classification	Source	Date	Verified by Member
<b>FINANCIAL SERVICES</b>					
<b>Argentina</b>					
<p>The Resolution established that reinsurance and retrocession services may be supplied through local reinsurers and/or admitted reinsurers (cross-border reinsurers).</p> <p>Insurance companies will be allowed to place their risks directly with admitted reinsurers according to the following scheme: up to 50% of their ceded premiums for contracts beginning 1 July 2017; up to 60% of their ceded premiums for contracts beginning on 1 July 2018; up to 75% of ceded premiums for contracts beginning on 1 July 2019. Before this Resolution, insurance companies could only reinsure individual risk with Admitted Reinsurers above US\$50 million in their entirety.</p> <p>The Resolution also amended the intra-group limitation whereby retrocession between a local reinsurer and a related company, which used to be 40% of the aggregate premiums in a given fiscal year, is increased to 75%. Finally, the new measure eliminated the requirement that admitted reinsurers register as a representative office or branch, and introduced a more straightforward registration procedure.</p>	Mode 1	Reinsurance and retrocession services	<p>Resolución SSN No. 40.422-E/2017. Published in the Official Gazette on 4 May 17</p> <p>Viewed at: <a href="https://www.boletinoficial.gob.ar/#:IDetalleNorma/163138/20170504">https://www.boletinoficial.gob.ar/#:IDetalleNorma/163138/20170504</a></p>	Effective 13 May 2017	YES
<b>Australia</b>					
<p>The Australian Securities and Investments Commission exempts financial services providers regulated by the Luxembourg CSSF from compliance with parts of the Corporations Act in relation to the provision of particular financial services in respect of specific financial products. It enables certain foreign financial suppliers to operate in Australia with reduced regulatory requirements.</p>	Mode 3	Financial services	<p>ASIC Corporations (CSSF-Regulated Financial Services Providers) Instrument 2016/1109</p> <p>Viewed at: <a href="https://www.legislation.gov.au/Details/F2016L01757">https://www.legislation.gov.au/Details/F2016L01757</a></p>	Effective 9 November 2016. Ceases to apply 28 September 2018.	YES

Measure	Mode(s) of supply	Sectoral classification	Source	Date	Verified by Member
The Australian Securities and Investments Commission (ASIC) added Euronext Brussels and Euronext Lisbon to the definition of "approved foreign market". The concept of "approved foreign market" is used in a number of ASIC legislative instruments that give certain disclosure relief for securities that are quoted on such foreign markets.	Modes 1 and 3	Banking and other financial services (participation in issues of all kinds of securities)	ASIC Corporations (Definition of Approved Foreign Market) Instrument 2017/669 Viewed at: <a href="https://www.legislation.gov.au/Details/F2017L01126">https://www.legislation.gov.au/Details/F2017L01126</a>	Effective 24 August 2017	YES
<b>Brazil</b>					
Brazil introduced new liberalization measures for the reinsurance market. Regulations increased to 70% the percentage of risks that can be ceded to foreign reinsurers. This figure will continue to increase each year until it reaches 85% in 2020. Previously, reinsurance allocation required preferential offers to the local market.	Mode 1	Reinsurance services	Lei Complementar No. 126	Effective 1 January 2017	YES

Measure	Mode(s) of supply	Sectoral classification	Source	Date	Verified by Member
<p>The Circular eases approval requirements for foreign-owned banks to supply certain investment banking services in the country and to invest in domestic banking institutions in China.</p> <p>Approval from the China Banking Regulation Commission (CBRC) is no longer required for foreign-invested banks (which include foreign-invested legal entity banks and onshore branches of foreign banks) to provide the following services: underwriting of treasury bonds, custodian services, and financial advisory and consultancy services (beyond that which is only related to traditional banking).</p> <p>Instead, foreign-invested banks are now only required to report to the CBRC within five days upon commencement of the relevant business, subject to the administrative approval of other regulatory authorities where applicable. In addition, the Circular expressly allows foreign-invested banks to make onshore investments in domestic banks, although it is unclear whether such investment is subject to shareholding restrictions and whether there are particular requirements on capital adequacy or otherwise in order to be approved for investment.</p>	Mode 3	Banking and other financial services	<p><b>China</b></p> <p>Circular of the General Office of CBRC on Matters Concerning the Operation of Certain Businesses by Foreign-invested Banks</p>	Effective 10 March 2017	YES
<p>The People's Bank of China issued new Guidelines on the market access of suppliers of bankcard clearing services. The Guidelines contain provisions on the opening, operation and termination of bankcard clearing services, as well as on the application process, deadlines, and rights and obligations of applicants.</p>	Multiple modes	Banking and other financial services	Guidelines on Providing Bankcard Clearing Services	Effective 30 June 2017	YES

Measure	Mode(s) of supply	Sectoral classification	Source	Date	Verified by Member
The People's Bank of China allowed foreign institutions to operate rating agencies and permit foreign-based agencies to provide rating services for the domestic market. Under the previous framework, global rating agencies could only have minority stakes in joint venture operations and could not issue ratings on local bonds.	Modes 1 and 3	Rating agency services	People's Bank of China Announcement No. 7/2017	Effective 3 July 2017	YES
The Egyptian Financial Supervisory Authority (EFSA) has adopted new regulations with respect to securities, including on standards of solvency of companies operating in the field of securities, and rules of registration and cancellation of securities on the Egyptian Stock Exchange.	Mode 3	Banking and other financial services	<b>Egypt</b> EFSA Board of Directors Decree No. (67) of 2017 on the amendment of some provisions of the standards of solvency of the companies operating in the field of securities; EFSA Board of Directors Decree No. (68) of 2017 on the controls of the use of the special reserve, this is composed in accordance with Annex No. (1) issued by the Board of Directors Decree No. (27) of 2017; EFSA Board of Directors Decree No. 76 of 2017 on the amendment of the Board of Directors Decree No. 11 of 2014 on the rules of registration and cancellation of securities on the Egyptian Stock Exchange; EFSA Board of Directors Resolution No. (95) of 2017 issued on 25/7/2017 regarding the measures taken by the Authority in case of violation of the Companies of Central Depository and Registry of Securities, and the rules for applying these measures; EFSA Board of Directors Decree No. (96) of 2017 issued on 25/7/2017 amending the Decree of the Board of Directors of the Authority No. (11) of 2014 regarding the rules of registration and cancellation of securities in the Egyptian Stock Exchange.	May-July 2017	

Measure	Mode(s) of supply	Sectoral classification	Source	Date	Verified by Member
<p>Every Indian insurer must comply with the order of preference for cessions by Indian insurers prescribed by Regulation 28(9) of the Branch Office Regulations. The order of preference contained in Regulation 28(9) sets out the hierarchy between the various entities with which an Indian insurer can place its reinsurance business. The regulations specify that an Indian insurer first has to approach India's official reinsurer GIC Re before reaching out to the branch operations of foreign reinsurers to place any reinsurance deals. After exhausting these two channels, the insurers are allowed to approach reinsurers located in Special Economic Zones (SEZs), Indian primary insurers, and, lastly, the cross-border reinsurers located outside the country.</p>	Mode 1	Reinsurance services	<p><b>India</b></p> <p>IRDAI circular (IRDAI/NL/CIR/RIN/021/01/2017)</p> <p>Viewed at:  <a href="https://www.irda.gov.in/admincms/cms/whatsNew_Layout.aspx?page=PageNo3053&amp;flag=1">https://www.irda.gov.in/admincms/cms/whatsNew_Layout.aspx?page=PageNo3053&amp;flag=1</a>.</p>	Effective 16 January 2017	YES
<p>Indonesia announced that it will amend existing regulations in order to limit foreign ownership of insurance companies to 80%.</p> <p>The amendment will be applied to companies with foreign ownership below 80% and to new insurance companies. For existing insurance companies where foreign ownership exceeds 80%, adjustments would not be required, except in the context of new capital injections.</p> <p>The initial regulation from 1992 capped foreign ownership at 80%. In 1999, in the wake of the financial crisis, authorities allowed foreign investors to exceed the ceiling.</p>	Mode 3	Insurance services	<p><b>Indonesia</b></p> <p>Viewed at:  <a href="http://www.kemenkeu.go.id/en/Berita/minister-finance-and-house-representatives-discussed-limits-foreign-ownership-insurance">http://www.kemenkeu.go.id/en/Berita/minister-finance-and-house-representatives-discussed-limits-foreign-ownership-insurance</a></p>	Announced on 18 April 2017	YES

Measure	Mode(s) of supply	Sectoral classification	Source	Date	Verified by Member
The Regulation imposes a 20% limit on foreign ownership of enterprises that offer electronic payment processing services. The new limit applies to (i) new enterprises in the electronic payments services sector, (ii) existing enterprises that expand into this sector, and (iii) enterprises already active in the sector that experience a change of ownership.	Mode 3	Electronic payment processing services	Bank of Indonesia Regulation No. 18/40/PBI/2016 on Payment Transaction Processing, issued on 14 November 2016  Viewed at: <a href="http://www.bi.go.id/id/peraturan/sistem-pembayaran/Pages/pbi_184016.aspx">http://www.bi.go.id/id/peraturan/sistem-pembayaran/Pages/pbi_184016.aspx</a>	Effective 15 November 2016	YES
<b>Kenya</b>					
Since 1 January 2017, marine cargo insurance (MCI) is reserved to local insurance companies. This requirement is implemented pursuant to the 2016/2017 budget policy statement and the Insurance Act Cap 487 section 20 (1).	Mode 1	Non-life insurance services	Insurance Act Cap 487 section 20  Viewed at: <a href="http://www.treasury.go.ke/component/jdownloads/send/7-budget-statement/2-2016-budget-statement.html">http://www.treasury.go.ke/component/jdownloads/send/7-budget-statement/2-2016-budget-statement.html</a>	Effective 1 January 2017	
On 13 March 2017, the Central Bank of Kenya lifted the moratorium that it had imposed on the licensing of new banks since November 2015.	Mode 3	Banking and other financial services	<a href="http://kentrade.go.ke/FAQsonMCI.pdf">http://kentrade.go.ke/FAQsonMCI.pdf</a> Viewed at: <a href="https://www.centralbank.go.ke/uploads/press_releases/1077140393_Press%20Release%20-%20LICensing.pdf">https://www.centralbank.go.ke/uploads/press_releases/1077140393_Press%20Release%20-%20LICensing.pdf</a>	Effective March 2017	
<b>Malaysia</b>					
Foreign insurance companies are facing a June 2018 deadline to comply with a 2009 rule that capped foreign ownership of local insurance companies at 70%.  The Government had earlier granted various foreign insurance companies exemptions from the rule. In July 2017, Malaysia's Central Bank said that foreign insurers operating in Malaysia will need to honour the promises made when they originally applied for entry into the market. It said that it "expects adherence to these agreements and will play a facilitative role to ensure these commitments are met."	Mode 3	Insurance services	Viewed at: <a href="https://www.morningstar.com/news/dow-jones/stocks-to-watch/TDJNDN_201709188882/foreign-firms-to-sell-large-stakes-in-malaysian-insurers.html">https://www.morningstar.com/news/dow-jones/stocks-to-watch/TDJNDN_201709188882/foreign-firms-to-sell-large-stakes-in-malaysian-insurers.html</a>	Effective July 2017	

Measure	Mode(s) of supply	Sectoral classification	Source	Date	Verified by Member
<p>The new law establishes a legal framework for the Development Bank to operate independently from the government. According to the law, the Bank of Mongolia would conduct an audit of the bank each year, and the government would conduct an audit every three years.</p> <p>Foreign insurance companies setting up business in special economic zones must show at least US\$1 billion in capital funding (prior, US\$3 billion), and must have been in the business for at least 10 years.</p>	Mode 3	Financial services	<b>Mongolia</b>		
			<p>Law on Development Bank of Mongolia</p> <p>Viewed at: <a href="http://www.dbrm.mn/the-law-on-development-bank-of-mongolia-adopted-on-10-february-2017/">http://www.dbrm.mn/the-law-on-development-bank-of-mongolia-adopted-on-10-february-2017/</a></p>	Effective 1 April 2017	YES
<p>Foreign insurance companies setting up business in special economic zones must show at least US\$1 billion in capital funding (prior, US\$3 billion), and must have been in the business for at least 10 years.</p>	Mode 3	Insurance services	<b>Myanmar</b>		
			<p>Criteria for foreign insurance companies to do business in special economic zones</p> <p>Viewed at: <a href="http://www.elevenmyanmar.com/business/8463">http://www.elevenmyanmar.com/business/8463</a></p>	Effective mid-March 2017	
<p>The Philippines adopted a series of new measures affecting banking and other financial services, relating to such aspects as:</p> <ul style="list-style-type: none"> <li>- transparency of remittance charges;</li> <li>- safeguards against the financing of terrorism;</li> <li>- risk-focused supervision in the licensing process;</li> <li>- the regulation of virtual currency exchanges;</li> <li>- oversight of the operations of MSBs (i.e. remittance and transfer companies, money changers/foreign exchange dealers);</li> <li>- guidelines for new bank service channels, such as convenience stores, pharmacies and other highly accessible retail outlets;</li> <li>- regulation of activities of pawnshops;</li> <li>- allocation of liability in relation to fraudulent transactions arising from counterfeit cards;</li> <li>- the conversion of micro finance-oriented banking offices into regular banking offices;</li> <li>- fees on retail bank products and dormant deposit accounts.</li> </ul>	Mode 3	Banking and other financial services	<b>Philippines</b>		
			<p>Circular No. 952: Disclosure of Domestic Remittance Charges by All BSP-Supervised Entities with Domestic Remittance Transactions;</p> <p>Circular No. 950: Amendments to Anti-Money Laundering (AML) Regulations;</p> <p>Circular No. 947: Supervisory Policy on Granting of a Licence/Authority;</p> <p>Circular No. 944- Guidelines for Virtual Currency Exchanges;</p> <p>Circular No. 942: Enhanced Oversight Framework for Money Service Businesses;</p> <p>Circular No. 940: Guidelines on Deposit and Cash Servicing Outside of Bank Premises;</p> <p>Circular No 938: New Supervisory Framework for Pawnshops to Enhance Financial Inclusion and Consumer Protection, and Strengthen Licensing Process;</p> <p>Circular No. 937: Amendments to Foreign Exchange Regulations;</p> <p>Circular No. 936: Guidelines on the Implementation of Europay Mastercard and Visa Card Fraud Liability Shift Framework; Circular No. 929: Conversion of Microfinance-Oriented Thrift Banks/Rural Banks Into Regular TBs/RBs;</p> <p>Circular No. 928: Amendments to the Regulations Governing Fees on Retail Bank Products/Services and Dormant Deposit Accounts.<sup>2</sup></p>	Implemented between October 2016 and March 2017	

<sup>2</sup> Information provided by the government.

Measure	Mode(s) of supply	Sectoral classification	Source	Date	Verified by Member
<p>The amendments aim to provide banks with more flexibility to expand their branching network to strategic locations, including in cities previously considered as restricted areas.</p> <p>The Circular removed the use of theoretical capital as well as the combined capital requirement tied to geographic location in evaluating branch applications. New measures were adopted to establish the minimum standards to regulate the use of telemarketing platforms by insurance companies and insurance brokers.</p>	<p>Mode 3</p> <p>Mode 3</p>	<p>Banking and other financial services</p> <p>Insurance services</p>	<p>Circular No. 932: Amendments to Regulations for Banks on the Establishment /Relocation/Voluntary Closure/Sale of Branches</p> <p>Circular Letter 2016-61: Amendments to Guidelines on Electronic Commerce of Insurance Products</p>	<p>Effective 16 December 2016</p> <p>Effective 16 November 2016</p>	<p>YES</p> <p>YES</p>



Measure	Mode(s) of supply	Sectoral classification	Source	Date	Verified by Member
<p>The Philippines adopted a series of new measures in relation to insurance services, which regulate, <i>inter alia</i>:</p> <ul style="list-style-type: none"> <li>- Micro-insurance products;</li> <li>- Reporting requirements;</li> <li>- Reserve requirements;</li> <li>- Solvency requirements;</li> <li>- Demutualization of domestic mutual life insurance companies;</li> <li>- Safeguards against the financing of terrorism;</li> <li>- Combating money laundering;</li> <li>- The acquisition and ownership of stocks and shares of brokerage companies;</li> <li>- Health maintenance organizations.</li> </ul>	<p>Modes 1 and 3</p>	<p>Insurance services</p>	<p>Circular Letter 2016-63: Enhanced Performance Indicators and Standards For Micro insurance; Circular Letter No. 2016-64: Adoption and Implementation of Micro insurance Distribution Channels Regulatory Framework; Circular Letter No. 2016-65: Financial Reporting Framework; Circular Letter Nos. 2016-66 and 2016-67: Valuation Standards For Life and Non-Life Insurance Policy Reserves; Circular Letter No. 2016-68: Amended Risk-Based Capital (RBC2) Framework; Circular Letter No. 2016-69 Circular Letter No. 2017-06: Rules And Regulations on Demutualization of Domestic Mutual Life Insurance Companies Doing Business In The Philippines; Circular Letter No. 2017-07; Circular Letter No. 2017-14: Minimum Members' Equity Requirements for Mutual Companies; Circular Letter No. 2017-15: Regulatory Requirements and Actions for the New Regulatory Framework; Circular Letter No. 2017-19: Guidelines on the Approval of HMO Products and Forms Circular Letter No. 2017-20-Accreditation of HMO Actuaries; Circular Letter No. 2017-23: Joint Certification And Undertaking For Health Maintenance Organizations (HMOs); Circular Letter No. 2017-26: Guidelines on the Voluntary Cessation of Non-Life Insurance Business; Circular Letter No. 2017-28; Circular Letter No. 2017-29: Guidelines on Related Party Transactions for Insurance Commission's Covered Institutions; Circular Letter No. 2017-30: Regulatory Requirements And Actions For The New Regulatory Framework.</p>	<p>Implemented between December 2016 and May 2017</p>	

Measure	Mode(s) of supply	Sectoral classification	Source	Date	Verified by Member
<p>The Philippines adopted a series of new measures affecting banking and other financial services, relating to such aspects as:</p> <ul style="list-style-type: none"> <li>- enhanced corporate governance guidelines;</li> <li>- reporting requirements for trust entities;</li> <li>- the capacity of rural and cooperative banks to invest in readily marketable bonds and other debt securities without prior Central Bank approval;</li> <li>- enhanced regulations to prevent cyberattacks involving fund transfers and other transactions via online channels.</li> </ul>	Mode 3	Banking and other financial services	<p>Circular No. 972 (effective 14/09/2017)  Circular No. 971 (effective 14/09/2017)  Circular No. 970 (effective 14/09/2017)  Circular No. 969 (effective 14/09/2017)  Circular No. 967 (effective 16/08/2017)  Circular No. 966 (effective 1/08/2017)  Circular No. 965 (effective 26/07/2017)  Circular No. 964 (effective 20/07/2017)  Circular No. 963 (effective 15/07/2017)  Circular No. 962 (effective 30/06/2017)  Circular No. 961 (effective 29/06/2017)  Circular No. 960 (effective 25/05/2017)  Circular No. 958 (effective 19/05/2017)</p>	May-September 2017	
<b>Thailand</b>					
<p>The measure liberalizes foreign shareholding limits for life and non-life insurance companies. According to the new measure, foreign insurance companies in Thailand may be permitted by the Finance Minister, pursuant to a recommendation from the Thai Insurance Commission (IC), to hold more than 49% of the voting shares in a Thai insurance company and to have foreigners comprise more than half of its directors, if the insurance company can show that it will strengthen and stabilize the insurance company and the insurance industry.</p>	Mode 3	Insurance services	<p>Ministry of Finance (MOF)'s notification published in the government gazette on 18 January 2017</p> <p>Viewed at:  <a href="https://www.dlapiper.com/en/thailand/insights/publications/2017/01/mof-foreign-insurance-companies-thailand/">https://www.dlapiper.com/en/thailand/insights/publications/2017/01/mof-foreign-insurance-companies-thailand/</a></p>	Effective 18 January 2017	
<b>Ukraine</b>					
<p>On 23 February 2017, the National Bank of Ukraine clarified its approach to the use of foreign bank accounts by Ukrainian individuals. The new approach permits the placement of funds and holding assets by Ukrainian individuals in foreign banks and financial institutions, provided that such funds and assets have originated from overseas.</p>	Mode 2	Banking services	<p>Viewed at:  <a href="http://www.lexology.com/library/detail.aspx?lg=62ad28d3-5bf7-471e-849e-3341ebb64617">http://www.lexology.com/library/detail.aspx?lg=62ad28d3-5bf7-471e-849e-3341ebb64617</a></p>	Effective 23 February 2017	YES

Measure	Mode(s) of supply	Sectoral classification	Source	Date	Verified by Member
<b>Viet Nam</b>					
Viet Nam adopted a series of new measures affecting banking and other financial services, which relate to such as aspects as: - Lending transactions of credit institutions and/or foreign bank branches with customers; - Consumer lending by finance companies; - Overdraft and overnight lending in interbank electronic payment; - Scope of foreign exchange transactions; - Foreign currency loans by credit institutions and foreign bank branches to residents.	Mode 3	Banking and other financial services	Circular 19/2016/TT-NHNN Circular 43/2016/TT-NHNN Circular 29/2016/TT-NHNN Circular 30/2016/TT-NHNN Circular 32/2016/TT-NHNN Circular 28/2016/TT-NHNN Circular 31/2016/TT-NHNN Circular 40/2016/TT-NHNN	Implemented between October and December 2016	
<b>TELECOMMUNICATION/ICT/AUDIOVISUAL SERVICES</b>					
<b>Argentina</b>					
On 2 January 2017, the government issued Decree 1340, which established rules and standards regarding the convergence between television, telecommunication, and information technology services.  The decree allows licensees of such services to supply certain convergent services as of 1 January 2018 within specified territories. This includes, for example, the operation of telephone companies in the cable TV market, or the supply of telecommunication services by satellite TV companies. The decree allows satellite TV suppliers that already hold licenses for information technology services to continue providing such services, including broadband Internet access.	Multiple modes	Telecommunication and audiovisual services	Presidential Decree 1340, pursuant to Presidential Decree 267/2015 and Laws 27.078 and 26.522  Viewed at: <a href="http://servicios.infoleg.gob.ar/infolegInternet/anexos/270000-274999/270115/norma.htm">http://servicios.infoleg.gob.ar/infolegInternet/anexos/270000-274999/270115/norma.htm</a>	Effective 2 January 2017	YES
<b>Australia</b>					
The government committed A\$220 million to the Mobile Black Spot Program to improve mobile coverage in regional and remote Australia. Rounds 1 and 2 of the program will deliver 765 new or upgraded mobile base stations across Australia. The rollout of these base stations is expected to be completed by the end of 2018. Further, the Government has allocated A\$60 million to target 125 specific priority locations.	Mode 3	Mobile telecommunication services	Department of Communications and the Arts  Viewed at: <a href="https://www.communications.gov.au/what-we-do/phone/mobile-services-and-coverage/mobile-black-spot-program">https://www.communications.gov.au/what-we-do/phone/mobile-services-and-coverage/mobile-black-spot-program</a>	Ongoing. Round 2 was launched on 1 December 2016. The rollout of rounds 1 and 2 base stations is expected to be completed by the third quarter of 2018.	YES

Measure	Mode(s) of supply	Sectoral classification	Source	Date	Verified by Member
<p>The Minister of Canadian Heritage announced on 28 September 2017 that an agreement had been reached with Netflix, whereby the company would establish a presence in Canada and invest a minimum of CAD\$500 million in original productions in Canada over the next 5 years. Netflix also undertook to support Canadian French-language content through a market development strategy centred on a CAD\$25 million investment.</p> <p>The Canadian Radio-television and Telecommunications Commission (CRTC) issued interim rates for 'disaggregated' wholesale high speed access services in Ontario and Quebec. Access wholesalers must offer the interim rates to competing Internet Service Providers. An in-depth review on final rates is underway, but the interim rates will apply in the meantime.</p>	Modes 1 and 3	Audiovisual services	<p><b>Canada</b></p> <p>Viewed at:  <a href="https://www.canada.ca/en/canadian-heritage/news/2017/09/launch_of_netflixcanada_arecognitionofcanadascreativetalentandits.html">https://www.canada.ca/en/canadian-heritage/news/2017/09/launch_of_netflixcanada_arecognitionofcanadascreativetalentandits.html</a></p>	Effective 28 September 2017	
			<p>Telecom Order CRTC 2017-312 of 29 August 2017</p> <p>Viewed at:  <a href="http://www.crtc.gc.ca/eng/archive/2017/2017-312.htm">http://www.crtc.gc.ca/eng/archive/2017/2017-312.htm</a></p>	Effective 8 September 2017	
<p>The new Film Industry Promotion Law, adopted on 7 November 2016, sets out new requirements and procedures in relation to production, distribution, review, and exhibition of feature films in China. The law requires local theatre operators to ensure that the screening time for Chinese films is no less than 2/3 of the annual screening time of all films.</p> <p>The law reiterates that coproductions are entitled to the treatment granted to films produced by domestic entities. The law also aims to simplify the procedures for state approval of scripts. Moreover, it prohibits work with foreign organizations or individuals that have damaged the country's honour and interests, or threatened social stability. The law also transfers to the provincial level a number of administrative responsibilities, such as examination and approval of movie production, release, and projection.</p>	Multiple modes	Production, distribution and exhibition of motion pictures	<p><b>China</b></p> <p>Film Industry Promotion Law</p>	Effective 1 March 2017	YES

Measure	Mode(s) of supply	Sectoral classification	Source	Date	Verified by Member
<p><b>Dominica; Grenada; Saint Kitts and Nevis; Saint Lucia; Saint Vincent &amp; the Grenadines</b></p> <p>The Eastern Caribbean Telecommunications Authority (Ectel) approved new legislation aimed at boosting competition in the region. The new regulations, approved by the Council of Ministers, address (i) consumer protection, which among other provisions, guard against unfair restrictions on consumer choices in services; (ii) submarine cable regulations, which set out conditions for fair access to submarine cable capacity; (iii) access to network infrastructure and wholesale services regulations, which impose conditions on licensees holding significant market power to share their networks; and (iv) regulations and guidelines on the conduct of market analyses.</p>	Multiple modes	Telecommunication services	Electronic Communications Bill Viewed at: <a href="https://www.ectel.int/">https://www.ectel.int/</a>	Approved on 21 October 2016. The legislation will be published in the Official Gazette of each ECTEL Contracting State.	
<b>European Union</b>					
<p>As of 15 June 2017, the European Union ended roaming surcharges for all people who travel periodically within the European Union. As of that date, subscribers pay only domestic charges when roaming. Under the regulations, operators can request authorization to apply surcharges if offering roaming could cause unreasonable financial losses, defined as more than 3% of the mobile services margin.</p>	Multiple modes	Telecommunication services	Commission Implementing Regulation C(2016) 8784 Viewed at: <a href="http://ec.europa.eu/smart-regulation/impact/ia_carried_out/docs/ia_2016/c_2016_8784_en.pdf">http://ec.europa.eu/smart-regulation/impact/ia_carried_out/docs/ia_2016/c_2016_8784_en.pdf</a>	Effective 15 June 2017	YES
<b>India</b>					
<p>The Telecom Regulatory Authority of India (TRAI) issued a decision lowering the interconnection usage charge for mobile to mobile communications as from 1 October 2017. The decision also directed termination charges to end completely in January 2020.</p>	Multiple Modes	Telecommunication services	The Telecommunication Interconnection Usage Charges (Thirteenth Amendment) Regulations 2017 Viewed at: <a href="http://www.trai.gov.in/sites/default/files/IUC_Regulations_2017_Final.pdf">http://www.trai.gov.in/sites/default/files/IUC_Regulations_2017_Final.pdf</a>	Effective 1 October 2017	

Measure	Mode(s) of supply	Sectoral classification	Source	Date	Verified by Member
<b>Indonesia</b>					
The Ministry of Communications and Informatics issued a new regulation on data protection, pursuant to the Electronic Information and Transactions Law of 2008 and Government Regulation 82 of 2012. The regulation requires electronic system providers (ESPs) to have data centres and disaster recovery centres located in Indonesia.	Modes 1 through 3	Electronic system services	Ministry of Communication and Informatics (MOCI) Regulation 20 of 2016 on Personal Data Protection in Electronic Systems	1 December 2016	YES
The regulation also requires ESPs to get express written consent for the collection and utilisation of personal data, and to store personal data in encrypted form. Further, the regulation sets out procedures for cross-border data transfers, which are subject to coordination with the Ministry.					
<b>Russian Federation</b>					
On 1 May 2017, the President of the Russian Federation signed a Federal Law that limits foreign participation in certain audiovisual services.	Modes 1 and 3	Online distribution of collections of audiovisual works	Federal Law No. 87-FZ of 1 May 17 "On Amendments to the Federal Law on Information Protection" and Certain Legislative Acts of the Russian Federation.	Effective 1 July 2017	YES
The new law applies to owners of Internet websites, website pages, information systems, and computer software that are used for online distribution of collections of audiovisual works, access to which is provided for a fee or on the condition of viewing advertising targeted at users in the Russian Federation, and which are accessed by more than 100,000 users per day in the Russian Federation.					

Measure	Mode(s) of supply	Sectoral classification	Source	Date	Verified by Member
<p>The measure provides that only a Russian legal entity or Russian Federation citizen that does not hold the citizenship of another state can own such websites and systems. Unless stated otherwise in an international agreement of the Russian Federation, foreign persons<sup>3</sup> that own an information resource used for online distribution of collections of audiovisual works that has less than 50% of its users in the Russian Federation are not allowed to own more than 20% of the charter capital of such Russian legal entities, unless they receive permission from a government commission.</p> <p>The law will not apply to Internet search systems or information resources that primarily distribute content posted by individual Internet users.</p>					
<p>The Kingdom of Saudi Arabia lifted its ban on voice over Internet (VoIP) calling as of 21 September. All applications providing voice and video communications over the Internet will become accessible, subject to suppliers meeting regulatory requirements. Such VoIP applications had previously been prohibited since 2013.</p>	Multiple modes	Telecommunication services	<p><b>Saudi Arabia, Kingdom of</b> Viewed at: <a href="https://www.iol.co.za/business-report/ban-on-internet-calls-lifted-in-saudi-arabia-11302735">https://www.iol.co.za/business-report/ban-on-internet-calls-lifted-in-saudi-arabia-11302735</a></p>	Effective 21 September 2017	YES
<p>The government of Somalia adopted the National Communications Act, which aims to establish the legal, regulatory and institutional frameworks for the telecom sector. The new law creates a telecom regulatory authority, aims to protect the rights of operators and consumers, to prevent cybercrime, and to encourage more participation by the private sector.</p>	Multiple modes	Telecommunication services	<p><b>Somalia (Observer)</b> National Communications Act Viewed at: <a href="http://news.xinhuanet.com/english/2017-06/23/c_136389616.htm">http://news.xinhuanet.com/english/2017-06/23/c_136389616.htm</a></p>	Effective 2 October 2017	

<sup>3</sup> A foreign state, an international organization, as well as an organization controlled by them, a foreign legal entity, a Russian legal entity with foreign participation in the charter capital of more than 20%, a foreign citizen, a person without citizenship, a citizen of the Russian Federation holding citizenship of another state, and their affiliates.

Measure	Mode(s) of supply	Sectoral classification	Source	Date	Verified by Member
<b>Tanzania</b>					
The government of Tanzania has decided to allow foreign investors to purchase shares in telecommunication companies that are listed on the domestic stock exchange.	Mode 3	Telecommunication services	Viewed at: <a href="https://www.bloomberq.com/news/articles/2017-06-23/tanzania-opens-telecom-ipo-to-foreigners-after-vodacom-stalls">https://www.bloomberq.com/news/articles/2017-06-23/tanzania-opens-telecom-ipo-to-foreigners-after-vodacom-stalls</a>	June 2017	
In June 2016, the government required telecom operators to float at least 25% of shares on the exchange. The first such IPO was been limited to domestic investors.					
<b>United States</b>					
The President of the United States signed a resolution that was recently passed by the Senate and House and which brings an end to the Federal Communications Commission's earlier broadband privacy rules from the previous administration. Internet Service Providers are now legally allowed to commercialise user data without their explicit permission.	Multiple modes	Telecommunication services	SJ Res. 34	4 April 2017	
<b>BUSINESS SERVICES</b>					
<b>Australia</b>					
The Australian Government has reformed the registration requirements for patent attorneys, including through the development of a trans-Tasman patent attorney regime. The reform is part of the Single Economic Market agenda between Australia and New Zealand.	Modes 1, 3 and 4	Patent attorney services	Intellectual Property Laws Amendment Act 2015 (Cth); Intellectual Property Legislation Amendment (Single Economic Market and Other Measures) Regulation 2016 (Cth)  Viewed at: <a href="https://www.legislation.gov.au/Details/C2015A00008">https://www.legislation.gov.au/Details/C2015A00008</a> <a href="https://www.legislation.gov.au/Details/F2016L01754">https://www.legislation.gov.au/Details/F2016L01754</a>	Effective 24 February 2017	YES
The reforms removed the requirement that an individual seeking registration as a patent attorney in Australia be ordinarily resident in Australia. Under the reforms, applicants must now meet an employment requirement to ensure they have the appropriate level of experience in Australia and New Zealand patent law and practice.					
<b>China</b>					
On 20 August 2017, China's Ministry of Finance issued new rules on the conditions and procedures in relation to the licensing, supervision and management of accounting firms.	Mode 3	Accounting, auditing and bookkeeping services	Measures for the Licensing, Supervision and Administration of Accounting Firms (Order of MOF, No. 89)	Effective 1 October 2017	YES



Measure	Mode(s) of supply	Sectoral classification	Source	Date	Verified by Member
The Kingdom of Saudi Arabia allowed full foreign ownership of companies providing engineering services. To qualify, the foreign company shall have been incorporated for at least 10 years and have been operating in at least four countries. Previously, engineering companies were required to have at least 25% of capital owned by a Saudi professional.	Mode 3	Engineering services	<b>Saudi Arabia, Kingdom of</b>		
			Viewed at: <a href="http://www.arabnews.com/node/1141826/saudi-arabia">http://www.arabnews.com/node/1141826/saudi-arabia</a> <a href="https://www.pwc.com/m1/en/services/tax/mex-tax-legal-news/2017/ksa-to-permit-100-percent-foreign-ownership-of-engineering-entities.html">https://www.pwc.com/m1/en/services/tax/mex-tax-legal-news/2017/ksa-to-permit-100-percent-foreign-ownership-of-engineering-entities.html</a>	Effective 7 August 2017	
<b>MEDICAL AND HEALTH-RELATED SERVICES</b>					
<b>China</b>					
The Government of China has lifted the 70% foreign investment limit for medical clinics.	Mode 3	Medical clinics	Notice on Deepening Reforms to Delegate Power, Streamline Administration and Optimize Government Services to Stimulate Investment in the Medical Field (National Health and Family Planning Commission 2017, No. 43)	Effective 8 August 2017	YES
<b>Thailand</b>					
The Thailand Board of Investment made a number of medical services eligible for investment promotion activities. Subject to certain conditions, such activities as Thai traditional medicine, specialized medical centres, sanatorium clinics, transportation services of patients, doctors or medical equipment, are therefore eligible for certain corporate income tax exemptions.	Mode 3	Medical services	Announcement of the Board of Investment No. 6/B.E.2560 (2017): Investment Promotion for medical services  Viewed at: <a href="https://www2.deloitte.com/content/dam/Deloitte/th/Documents/legal/th-legal-newsletter-en-210617.pdf">https://www2.deloitte.com/content/dam/Deloitte/th/Documents/legal/th-legal-newsletter-en-210617.pdf</a>	Effective 24 March 2017	
<b>TRANSPORT SERVICES</b>					
<b>Bahrain, Kingdom of</b>					
The Cabinet agreed to permit foreign ownership of certain transport activities.  Foreign investors can have up to 100% ownership in internal tourism transportation activities, and up to 49% in other transport companies if there is a Bahraini partner who owns 51%.  Car rental activities are limited to Bahrainis.	Mode 3	Operation of land tours (domestic and international transport of tourists); Rental and leasing of motor vehicles; Motorcycle rental; Taxi and call taxi; Domestic and international road transport of goods; domestic and international land transport of passengers.	Government Announcement  Viewed at: <a href="http://www.bna.bh/portal/en/news/759565">http://www.bna.bh/portal/en/news/759565</a>	Effective 13 December 2016	YES

Measure	Mode(s) of supply	Sectoral classification	Source	Date	Verified by Member
<p>China has implemented additional measures concerning foreign investment in services relating to air transport:</p> <ul style="list-style-type: none"> <li>- Service suppliers from Hong Kong, China and Macao, China are allowed to invest in aircraft maintenance, airline catering, air cargo transportation and warehousing, parking lot and ground service items (excluding security-related services) on a wholly-owned basis.</li> <li>- The requirements that service suppliers from Hong Kong, China and Macao, China go through economic needs tests before obtaining a business licence for setting up joint venture computer reservation system (CRS) enterprises are abolished.</li> <li>- The new measure provides for the following within the China (Shanghai) Pilot Free Trade Zone and other pilot free trade zones: foreign investors are allowed to establish and invest in wholly-owned air transportation sales agency enterprises; foreign investors are allowed to set up and invest in wholly-owned enterprises to undertake the business of air cargo transportation and warehousing, ground services, airline catering and parking lots; the requirement that the Chinese side shall hold controlling shares in the general aircraft maintenance joint venture enterprise is relaxed, and foreign investors are allowed to invest in general aircraft maintenance projects in the form of equity or cooperative joint ventures; and, the requirement that foreign investors that invest in aircraft maintenance business shall be under the obligations to contract business on the international maintenance market is abolished.</li> </ul>	<p>Mode 3</p>	<p>Air transport services</p>	<p><b>China</b> Supplementary Requirements on Foreign Investment in China's Civil Aviation Industry</p>	<p>Effective 1 May 2017</p>	<p>YES</p>

Measure	Mode(s) of supply	Sectoral classification	Source	Date	Verified by Member
Malaysia exempted the states of Sabah, Sarawak and Labuan from cabotage laws with respect to the transport of cargo between peninsular Malaysia and east Malaysia. Previously, pursuant to cabotage laws in force since 1980, foreign vessels were not allowed to move cargo between ports of Malaysia.	Mode 1	Maritime transport services	<b>Malaysia</b> Viewed at: <a href="http://www.thestar.com.my/news/nation/2017/05/07/pm-cabotage-policy-in-sabah-scrapped/">http://www.thestar.com.my/news/nation/2017/05/07/pm-cabotage-policy-in-sabah-scrapped/</a>	Effective 1 June 2017	
On 26 June 2017, the government of Mexico published a decree amending the Foreign Investment Law, allowing foreign capital participation up to 49% in regular and non-regular domestic air transport service, non-scheduled international air transport service in the air taxi mode, and specialized air transport service. Previously, foreign ownership was limited to 25%.	Mode 3	Air transport services	<b>Mexico</b> Viewed at: <a href="http://investmentpolicyhub.unctad.org/IPM/MeasuresDetails?id=3024&amp;cap=&amp;grp=&amp;t=&amp;s=&amp;pg=&amp;c=&amp;df=&amp;isSearch=false">http://investmentpolicyhub.unctad.org/IPM/MeasuresDetails?id=3024&amp;cap=&amp;grp=&amp;t=&amp;s=&amp;pg=&amp;c=&amp;df=&amp;isSearch=false</a> <a href="http://www.dof.gob.mx/nota_detalle.php?codigo=5488029&amp;fecha=26/06/2017">http://www.dof.gob.mx/nota_detalle.php?codigo=5488029&amp;fecha=26/06/2017</a>	Effective 26 June 2017	
New Zealand introduced a regulatory framework for a new single class of small passenger services (covering old taxis, private hire, ridesharing, dial-a-driver). The separate regulations that governed taxis and private hire operators (and imposed different costs on different types of operator) have been removed and New Zealand now has one set of regulations covering a single class of small passenger services. The reforms aim to reduce the regulatory requirements that operators and drivers have to comply with, and enable taxis and ridesharing operators to compete on a level playing field.	Mode 3	Road transport services of passengers	<b>New Zealand</b> Land Transport Amendment Act 2017 Viewed at: <a href="http://www.transport.govt.nz/land/small-passenger-services-review/">http://www.transport.govt.nz/land/small-passenger-services-review/</a>	Effective 1 October 2017	YES
The government adopted a law that establishes an independent regulator for the maritime transport sector. The Office of the Maritime Regulator (OMR) will oversee the safety and security of Vanuatu's shipping and ports. It will also regulate to ensure fair and equitable access to Vanuatu's port services.	All modes	Maritime transport services	<b>Vanuatu</b> Maritime Sector Regulatory Act 2016 Viewed at: <a href="https://parliament.gov.vu/images/Bills/2nd_orderary_2016/English/Bill_for_the_Maritime_Sector_Regulatory_Act_No._of_2016.pdf">https://parliament.gov.vu/images/Bills/2nd_orderary_2016/English/Bill_for_the_Maritime_Sector_Regulatory_Act_No._of_2016.pdf</a>	Gazetted 19 April 2017	

Measure	Mode(s) of supply	Sectoral classification	Source	Date	Verified by Member
<b>DISTRIBUTION SERVICES</b>					
<b>Angola</b>					
On 22 August 2017, Angola issued new regulations on the licensing of companies involved in distributions services, including wholesale trade, retailing, and itinerant trading. Unlike the previous legislation, the new regulations do not contain specific requirements or procedures for foreign-owned entities. The time-frame for rendering a decision on an application for a licence is reduced from 15 to 5 days.	Mode 3	Distribution services	Presidential Decree 193/17  Viewed at: <a href="http://www.vda.pt/xms/files/Newsletters/2017/egal_Flash_Angola_Regulamento_Licenciamento_Comercial_EN.pdf">http://www.vda.pt/xms/files/Newsletters/2017/egal_Flash_Angola_Regulamento_Licenciamento_Comercial_EN.pdf</a>	Effective 21 October 2017	
<b>Italy</b>					
The Italian government introduced new measures that liberalize the retail pharmacy sector, notably by allowing corporate entities to run a pharmacy business. Previously, only licensed pharmacists and non-corporate entities composed of licensed pharmacists could own retail pharmacies.  The new law maintains the prohibition for pharmacy owners (including corporate entities) to directly or indirectly control more than 20% of pharmacies located within the same region or autonomous province.	Mode 3	Pharmacy services	Law No. 124 of 4 August 2017  Viewed at: <a href="http://www.hlregulation.com/2017/08/02/italy-opens-the-door-to-corporate-ownership-of-pharmacies-a-revolution-for-the-italian-pharmaceutical-distribution/">http://www.hlregulation.com/2017/08/02/italy-opens-the-door-to-corporate-ownership-of-pharmacies-a-revolution-for-the-italian-pharmaceutical-distribution/</a>	Effective 29 August 2017	
<b>Myanmar</b>					
On 12 June 2017, the Ministry of Commerce issued Notification 36/2017, allowing foreign-owned enterprises to engage in the trading of fertilizers, seeds, pesticides, hospital equipment, and construction materials. Previously, only locally-owned enterprises and local-foreign joint ventures were allowed to engage in such activities.	Mode 3	Distribution services	Notification 36/2017  Viewed at: <a href="https://consult-myanmar.com/2017/06/26/foreigners-can-now-trade-in-construction-materials-hospital-equipment-fertilizers-seeds-and-pesticides-without-having-to-ly-with-myanmar-citizens/">https://consult-myanmar.com/2017/06/26/foreigners-can-now-trade-in-construction-materials-hospital-equipment-fertilizers-seeds-and-pesticides-without-having-to-ly-with-myanmar-citizens/</a>	Effective 12 June 2017	

Measure	Mode(s) of supply	Sectoral classification	Poland	Source	Date	Verified by Member
On 15 May 2017, the President of Poland executed amendments to the Pharmaceutical Law that restrict the right to open a pharmacy to professional pharmacists. Further, under the amendments, a permit to open a pharmacy cannot be granted if the number of inhabitants per one pharmacy in a given municipality is less than 3000, and the distance between the planned pharmacy and the closest operating one is less than 500 meters.  Prior to the amendments, any natural person or legal person established as a commercial law company was allowed to operate a pharmacy.	Mode 3	Pharmacy services	Act of 7 April 2017 amending the Pharmaceutical Law		Effective 25 June 2017	
<b>POSTAL-COURIER SERVICES</b>						
<b>Mali</b>						
Mali adopted a new law regulating the postal sector. The Law defines the scope of universal postal services and specifies the reserved and non-reserved areas.	Mode 3	Postal services	Law No. 2017-016  Viewed at: <a href="http://jurifrique.com/blog/2017/08/13/le-mali-se-dote-dune-nouvelle-legislation-dans-le-secteur-postal/">http://jurifrique.com/blog/2017/08/13/le-mali-se-dote-dune-nouvelle-legislation-dans-le-secteur-postal/</a>		Effective 12 June 2017	
<b>EDUCATION SERVICES</b>						
<b>Thailand</b>						
The government of Thailand has adopted measures to facilitate the establishment and operation of foreign universities. Foreign institutions establishing in the Eastern Economic Corridor and other Special Economic Zones will be subject to relaxed foreign ownership limits. Foreign institutions would be allowed to offer courses not currently provided by Thai institutions. Previously, foreign educational institutions could only operate in Thailand if Thai partners held at least 51% of shares.	Mode 3	Higher education services	Order of the Head of the National Council for Peace and Order No.277/2560 On National education development on science and technology  Viewed at: <a href="https://theplenews.com/news/thailand-open-up-to-foreign-institutions/">https://theplenews.com/news/thailand-open-up-to-foreign-institutions/</a>		Effective 26 May 2017	

Measure	Mode(s) of supply	Sectoral classification	Source	Date	Verified by Member
<b>ENERGY SERVICES</b>					
<b>Egypt</b>					
The President of Egypt signed a law providing for the participation of private companies, and the end of state monopoly, in the natural gas market. Private companies will be able to directly ship, transport, store, market and trade natural gas using the pipeline and network infrastructure. The Law foresees the establishment of the Gas Market Regulatory Authority, an independent public body, to regulate the sector. Executive regulations are to be issued within six months of the enactment of the legislation	Modes 1 and 3	Services relating to natural gas	Viewed at: <a href="https://www.bloomberg.com/news/articles/2017-08-08/egypt-liberalizes-natural-gas-market-ending-state-monopoly">https://www.bloomberg.com/news/articles/2017-08-08/egypt-liberalizes-natural-gas-market-ending-state-monopoly</a>	Effective 7 August 2017	
<b>SERVICES SUPPLIED THROUGH THE MOVEMENT OF NATURAL PERSONS</b>					
<b>Angola</b>					
The government of Angola has abolished a rule capping at three years the validity of work permits for foreign workers. Work permits may now be valid for the duration of an employees' work contract.	Mode 4	All sectors	Presidential Decree 151/17  Viewed at: <a href="http://www.mirandalawfirm.com/en/insights-knowledge/publications/alerts/hiring-of-expatriates-no-longer-subject-to-3-year-term">http://www.mirandalawfirm.com/en/insights-knowledge/publications/alerts/hiring-of-expatriates-no-longer-subject-to-3-year-term</a>	Effective 4 July 2017	

Measure	Mode(s) of supply	Sectoral classification	Source	Date	Verified by Member
<p>On 18 April 2017, the government of Australia announced that the Temporary Work (Skilled) visa (subclass 457 visa) will be abolished and replaced with a new Temporary Skill Shortage (TSS) visa in March 2018. Implementation of this reform is taking place in different stages. As of 19 April 2017, the lists of occupations that underpin the 457 visa have been condensed from 651 to 435 occupations, with 216 occupations removed and access to 59 other occupations restricted.</p> <p>The occupation lists under the 457 visa have been renamed. First, the Consolidated Sponsored Occupation List (CSOL) is renamed the Short Term Skilled Occupations List (STSOL). The list will be updated every six months. For occupations under this list, the maximum duration of stay is of two years.</p> <p>Second, the Skilled Occupations List (SOL) is renamed the Medium and Long Term Strategic Skills List (MLTSSL), which concerns occupations that are deemed to be of high value to the Australian economy. The maximum duration of stay for these occupations remains of four years.</p> <p>On 1 July, updated MLTSSL and STSOL occupation lists have been released. 28 occupations were added to the lists, and 12 others removed. Visa integrity requirements such as minimum work experience, location of the position, base salary and size and turnover of the nominating employer for a number of occupations have also been updated. An earlier exemption from the English language requirement for applicants whose salary exceeded a certain threshold has been removed.</p>	<p>Mode 4</p>	<p>All sectors</p>	<p><b>Australia</b> Viewed at: <a href="https://www.border.gov.au/Trav/Work/457-abolition-replacement">https://www.border.gov.au/Trav/Work/457-abolition-replacement</a></p>	<p>Commenced on 18 April 2017 and to be completed by March 2018</p>	<p>YES</p>

Measure	Mode(s) of supply	Sectoral classification	Source	Date	Verified by Member
<p>The Kingdom of Bahrain has launched a two-year pilot programme allowing foreign workers to live and work in the country without requiring local sponsorship. Holders of Flexible Permits will be considered as self-employed, and can have a renewable residency permit for two years, allowing them to work with any employer (company or individual). Holders are allowed to work with multiple employers.</p> <p>During the pilot phase, the Flexible Work Program is only available to foreigners that are already in the Kingdom of Bahrain with an illegal status due to work permit cancellation or expiry. It is envisaged that the eligibility will be expanded after assessment of the performance of the programme. 48,000 Flexible Permits will be issued at the rate of 2,000 per month during the pilot phase. Holders may not work in occupations requiring a specific licence (e.g. doctors, engineers) and in restaurants, hotels, and beauty salons.</p>	Mode 4	All sectors	Viewed at: <a href="http://blog.imra.bh/en/2016/09/20/flexi-work-permit-plan/">http://blog.imra.bh/en/2016/09/20/flexi-work-permit-plan/</a>	Effective April 2017	YES
<p>Immigration, Refugees and Citizenship Canada (IRCC) eliminated the four-year cumulative duration rule for temporary foreign workers in Canada. This rule meant that certain foreign workers became ineligible to work in Canada for four years upon completion of four years of work in Canada.</p>	Mode 4	All sectors	Viewed at: <a href="http://www.cic.gc.ca/english/resources/tools/teмп/work/cumulative.asp">http://www.cic.gc.ca/english/resources/tools/teмп/work/cumulative.asp</a>	Effective 13 December 2016	YES
<p>The government of Canada introduced a streamlined temporary worker programme that features shorter processing times for applications by highly-skilled foreign workers and possible work permit exemptions with stays of up to 30 days for such highly-skilled workers and of up to 120 days for academic researchers.</p>	Mode 4	All sectors	Viewed at: <a href="http://www.canadavisa.com/global-talent-stream.html">http://www.canadavisa.com/global-talent-stream.html</a>	Effective June 2017	



Measure	Mode(s) of supply	Sectoral classification	Source	Date	Verified by Member
<p>The new law creates a category of "ICT Mobile Permits", which allows foreign nationals holding an intra-corporate transferee permit in one European Union member State to work temporarily in France without the need to obtain a new work permit. It also includes an "ICT Trainee" permit that entitles foreign nationals to enter France for training purposes in a company of the same corporate group for up to one year, as well as a corresponding "ICT Trainee Mobile" permit.</p> <p>Moreover, the law simplifies the application process for intra-company transferees holding specialist or senior management positions, and introduces a short-term work permit exemption for assignment up to 90 days in selected sectors and for specific types of assignments.</p>	Mode 4	All sectors	<p><b>France</b></p> <p>Loi n° 2016-274 du 7 mars 2016 relative au droit des étrangers en France, viewed at: <a href="http://www.immigration.interieur.gouv.fr/Info-ressources/Actualites/L-actu-immigration/La-loi-du-7-mars-2016-relative-au-droit-des-etrangers">http://www.immigration.interieur.gouv.fr/Info-ressources/Actualites/L-actu-immigration/La-loi-du-7-mars-2016-relative-au-droit-des-etrangers</a></p>	Effective 1 November 2016	YES
<p>India has further expanded its e-Visa programme. As of 24 May 2017, nationals from a total of 162 countries are eligible under the programme, which enables international travellers whose sole objective in visiting India concerns recreation, sight-seeing, casual visit to meet friends or relatives, short duration medical treatment or casual business visit to enter the territory for a period of up to 60 days. The nomenclature of the existing e-Tourist Visa has been changed to e-Visa, with three subcategories: e-Tourist Visa, e-Business Visa, and e-Medical Visa.</p>	Mode 4	All sectors	<p><b>India</b></p> <p>Viewed at: <a href="https://indianvisaonline.gov.in/visa/tvoa.html">https://indianvisaonline.gov.in/visa/tvoa.html</a></p>	Effective 30 March 2017	YES

Measure	Mode(s) of supply	Sectoral classification	Source	Date	Verified by Member
A new Intern Visa category was introduced for foreign nationals seeking to intern in Indian companies, educational institutions and NGOs. It permits a stay of up to one year, provided that studies were completed recently and that a minimum salary threshold is met. A quota of 50 Intern Visas per year has been set for each Indian Mission, except for countries where the population of foreign nationals of Indian origin exceeds one million, where it has been set at 100 visas per year.	Mode 4	All sectors	Viewed at: <a href="https://www.fragomen.com/knowledge-center/immigration-alerts/intern-visa-category-introduced">https://www.fragomen.com/knowledge-center/immigration-alerts/intern-visa-category-introduced</a>	Effective 1 April 2017	YES
<b>Kazakhstan</b>					
Kazakhstan has made a number of changes to its Laws "On Migration" (from 22 July 2011) and "On Population Employment" (from 6 April 2016). As a result, the quota annually established by the government is no longer applicable to intra-corporate transferees (ICTs).  The new measures have also increased the maximum share of foreign managers and specialists in a services company to 50%. Executives are not subject to this limitation. Executives are also exempted from an economic needs test, which is instead applied to managers and specialists.  ICTs will have the possibility of extending their 3-year duration of stay by one additional year upon expiration of the initial 3-year term, subject to an economic needs test.  Further, work permits are now issued free of charge, and a new set of work permit rules stipulate that foreigners-to-nationals ratio requirements no longer apply to branches and representative offices that have no more than 30 employees.	Mode 4	All sectors	-The Order of the Acting Minister of Health and Social Development of the Republic of Kazakhstan No. 559 "On Approval of the Rules and Conditions for Issuance and Extending Permits on Attracting Foreign Labor Force to Employers as well as for Intra-corporate transfer" dated 27 June 2016; - Order No. 1069 issued on 15 December 2016, substantially amending Order No. 559; and Resolution No. 802 adopted on 15 December 2016, supplementing Order No. 559.	Effective 1 January 2017	YES

Measure	Mode(s) of supply	Sectoral classification	Source	Date	Verified by Member
New guidelines limit activities under the Short Term Travellers visa to non-profit activities (attending meetings, negotiations, finalizing contracts, etc.). All for-profit activities, including the supply of services pursuant to a contract (e.g. installation and repair or imported machinery), now require an employment visa before entry.	Mode 4	All sectors	<b>Korea, Rep. of</b> Viewed at: <a href="http://www.ev.com/Publication/vwLUAssets/Korea_a_limits_permmissible_business_visitor_activities/\$FILE/Korea%20-%20Immigration%20-%20Business%20visitor%20activities.pdf">http://www.ev.com/Publication/vwLUAssets/Korea_a_limits_permmissible_business_visitor_activities/\$FILE/Korea%20-%20Immigration%20-%20Business%20visitor%20activities.pdf</a> <a href="https://www.visa.go.kr/">https://www.visa.go.kr/</a>	Effective 8 March 2017	YES
			<b>Lesotho</b> Viewed at: <a href="http://evisalesotho.com/">http://evisalesotho.com/</a>	Effective 1 May 2017	
Lesotho launched a new E-Visa application platform, allowing foreign business travelers to get single-entry and multiple-entry visas in 72-hours, compared to the previous 'in person' process that required up to 14 business days.	Mode 4	All sectors			

Measure	Mode(s) of supply	Sectoral classification	Source	Date	Verified by Member
<p>The Republic of Moldova adopted new measures that transpose some European Union instruments, easing rules on the movement of natural persons from the European Union. The measures implement the Association Agreement and the Deep and Comprehensive Free Trade Area (DCFTA) between the Republic of Moldova and the European Union.</p> <p>The new rules allow business sellers to stay in the Republic of Moldova for 90 days within 12 consecutive months. Contractual service suppliers and independent professionals are entitled to stay in the Republic of Moldova for an overall six-month period within 12 consecutive months.</p> <p>Rules were also eased for managers, specialists and graduate trainees from the European Union. Managers and specialists transferred from an EU legal entity to a branch, representative office or subsidiary in the Republic of Moldova are entitled for stay of up to three years, compared to the default 1 year period applying to foreign workforce. University graduate trainees from the European Union are entitled to a stay of up to one year.</p>	Mode 4	All sectors	<b>Moldova, Republic of</b> Law No. 23 of 10 March 2017	Effective 20 July 2017	YES
<b>Morocco</b>					
All employers seeking to sponsor foreign nationals for employment in Morocco must register through the online portal "Taachir", which enables applications to be processed within ten working days and allows applicants, inter alia, to keep track of the processing of their application.	Mode 4	All sectors	Viewed at: <a href="http://www.emploi.gov.ma/index.php/fr/presse/actualites/21-services-en-ligne/79-services-au-profit-des-migrants.html">http://www.emploi.gov.ma/index.php/fr/presse/actualites/21-services-en-ligne/79-services-au-profit-des-migrants.html</a>	Effective 1 June 2017	
<b>Pakistan</b>					
Pakistan's Board of Investment launched an online portal allowing employers to submit all Work Visa applications online.	Mode 4	All sectors	Viewed at: <a href="http://visa.boi.gov.pk/">http://visa.boi.gov.pk/</a>	Effective May 2017	YES

Measure	Mode(s) of supply	Sectoral classification	Source	Date	Verified by Member
Peru exempts natural persons of India from the requirement of a temporary visa for the Tourist and Business Visitor categories.	Mode 4	All sectors	<p><b>Peru</b></p> <p>Decreto Supremo No. 006-2017-RE</p> <p>Viewed at:  <a href="http://busquedas.elperuano.com.pe/normaslegales/exoneran-del-requisito-de-visa-temporal-en-las-calidades-mig-decreto-supremo-n-006-2017-re-1493143-11/">http://busquedas.elperuano.com.pe/normaslegales/exoneran-del-requisito-de-visa-temporal-en-las-calidades-mig-decreto-supremo-n-006-2017-re-1493143-11/</a></p>	Effective 27 March 2017	YES
<p>The Ministry of Labour and Social Development (MOLSD) announced an update to the existing <i>Mitaqat</i> framework (Saudisation of the workforce). The updates aim to increase the threshold for obtaining a higher <i>Mitaqat</i> grade across most industries. For example:</p> <ul style="list-style-type: none"> <li>- "Small" companies (10 to 49 employees) in the oil &amp; gas sector are now required to adhere to a Saudisation percentage of at least 66% (rather than 56%) in order to be classified a "Platinum" entity;</li> <li>- "Small" financial institutions are now required to adhere to a Saudisation percentage of at least 88% (rather than 80%) in order to be classified a "Platinum" entity; and</li> <li>- "Small" IT companies are now required to adhere to a Saudisation percentage of at least 56% (rather than 30%) in order to be classified a "Platinum" entity.</li> </ul> <p>Higher ranked companies (such as those classified "Platinum") enjoy a number of advantages, such as expedited immigration processing, lower processing fees, and other administrative benefits.</p>	Mode 4	<p><b>Saudi Arabia, Kingdom of</b></p> <p>All sectors</p>	<p>Viewed at:  <a href="http://www.pwc.com/m1/en/services/tax/me-tax-legal-news/2017/saudi-arabia-update-existing-nitaqat-percentages.html">http://www.pwc.com/m1/en/services/tax/me-tax-legal-news/2017/saudi-arabia-update-existing-nitaqat-percentages.html</a></p>	Effective 3 September 2017	

Measure	Mode(s) of supply	Sectoral classification	Source	Date	Verified by Member
<p>The Decree on Admittance, Residence and Employment (RS 142.201) was partially amended. The yearly fixed ceilings of work permits for highly qualified workers from non-EU/EFTA States have been increased by 1,000 compared to the previous year, reaching a total of 7,500. Allocations are as follows:</p> <ul style="list-style-type: none"> <li>- Work permits for short stay (L permit) of persons from non-EU/EFTA States: an additional 500 permits to be allotted in 2017, for a total of 4,500 permits.</li> <li>- Work permits for long stay (B permit) for persons from non-EU/EFTA States: an additional 500 work permits to be allotted in 2017, for a total of 3,000 permits.</li> </ul> <p>The Swiss Confederation will hold the additional 1,000 work permits (500 B, 500 L) as a federal reserve in order to meet, on request, further needs from the cantons.</p> <p>The situation for service suppliers from EU/EFTA States with a short stay will remain as in 2016:</p> <ul style="list-style-type: none"> <li>- Work permits for service suppliers from EU/EFTA States holding a short term permit (L permit): 2,000 permits to be allotted in 2017;</li> <li>- Work permits for service suppliers from EU/EFTA States holding a long term permit (B permit): 250 permits to be allotted in 2017.<sup>4</sup></li> </ul>	Mode 4	All sectors	<p><b>Switzerland</b></p> <p>Decree on Admittance, Residence and Employment (RS 142.201).</p> <p>WTO document: S/C/N/873, 3 February 2017</p>	Effective 1 January 2017	YES

<sup>4</sup> The situation for service suppliers from EU/EFTA States with a short stay will remain as in 2016: -work permits for service suppliers from EU/EFTA States holding a short term permit (L permit): 2,000 permits to be allotted in 2017; - work permits for service suppliers from EU/EFTA States holding a long term permit (B permit): 250 permits to be allotted in 2017.

Measure	Mode(s) of supply	Sectoral classification	Source	Date	Verified by Member
Ukraine introduced a number of changes to work permit rules. These include reduced documentary requirements when applying for a temporary work or residence permit; a permitted duration of stay for intra-corporate transferees that covers their full assignment period, with the possibility of renewal (instead of the previous maximum duration of three years); and the possibility of remedying incomplete or incorrect applications, instead of needing to restart the process.	Mode 4	All sectors	<b>Ukraine</b> Law No. 2058-VIII "On Amendments to Certain Legislative Acts of Ukraine On Eliminating Barriers to Foreign Investments"  Viewed at: <a href="http://www.bakermckenzie.com/en/insight/publications/2017/07/procedure-for-issuing-work-permits/">http://www.bakermckenzie.com/en/insight/publications/2017/07/procedure-for-issuing-work-permits/</a>	Effective 27 September 2017	
The Tier 2 Intra-Company Transferee visa category has been reduced to two sub-categories, namely Long Term Staff and Graduate Trainees. The Short Term Staff sub-category has been eliminated. Another change that was introduced is to exempt intra-company transferees earning over GBP 73,900 from the requirement to have at least 12 months of employment experience. Changes have also been made to the Tier 2 (General) visa category, including an increase in the salary threshold above which no labour market test is applied.	Mode 4	All sectors	<b>United Kingdom</b> Viewed at: <a href="https://www.gov.uk/tier-2-intracompany-transfer-worker-visa/overview">https://www.gov.uk/tier-2-intracompany-transfer-worker-visa/overview</a>	Effective 6 April 2017	YES

Measure	Mode(s) of supply	Sectoral classification	Source	Date	Verified by Member
<p>The Department of Immigration (DOI) has revised the guidelines for the issuance of Employment Permits (work authorizations longer than six months). Permits will no longer be valid for a standard two-year period. Rather, the duration of the permit will be determined by the DOI on a case-by-case basis. Sponsoring companies must specify in the application the length of intended employment in Zambia for the foreign employee, and the DOI will then rule on the maximum duration of the permit. Points to be considered by the DOI are the industry in question, size and stage of the company's development, and the scarcity of the worker's skills. Sponsoring companies will be required to submit a "succession plan" providing the names of local employees and a plan to train them to eventually replace the foreign worker.</p>	<p>Mode 4</p>	<p>All sectors</p>	<p><b>Zambia</b> Viewed at: <a href="https://www.zambiaimmigration.gov.zm/index.php?option=com_content&amp;view=article&amp;id=100:revised-guidelines-for-permit-issuance&amp;catid=39:press-release&amp;Itemid=120">https://www.zambiaimmigration.gov.zm/index.php?option=com_content&amp;view=article&amp;id=100:revised-guidelines-for-permit-issuance&amp;catid=39:press-release&amp;Itemid=120</a></p>	<p>Effective 29 May 2017</p>	



## APPENDIX 1 - PARTICIPATION

Member/ Observer	Replies to DG fax (OV/W/11) (√ = replies received)	Replies to DG fax (OV/20) (√ = replies received)	Annual overview (OV/20) - Replies to request for verification (√ = replies received)	New measures (√ = information sent)	Services (√ = information sent)	Summary and status (√ = information sent)
1. Albania			√	√		
2. Algeria*			√	√	√	
3. Angola			√	√	√	
4. Argentina	√	√	√	√		√
5. Armenia			√	√		
6. Australia	√	√	√	√	√	√
7. Bahrain, Kingdom of			√	√	√	
8. Bangladesh					√	
9. Belarus				√		
10. Bolivia, Plurinational State of				√		
11. Botswana (SACU)				√		
12. Brazil	√	√	√	√		√
13. Canada	√	√	√	√	√	√
14. Chile	√	√	√	√		√
15. China	√	√	√	√	√	√
16. Colombia	√			√		√
17. Costa Rica	√	√	√	√		√
18. Democratic Rep. of the Congo	√					
19. Ecuador				√		
20. Egypt		√	√	√	√	√
21. European Union	√	√	√	√	√	√
22. Georgia	√	√				
23. Hong Kong, China	√	√				
24. Iceland				√		
25. India	√	√	√	√	√	√
26. Indonesia	√	√	√	√		√
27. Israel				√		√
28. Japan	√	√	√	√	√	√
29. Jordan					√	√
30. Kazakhstan		√		√		
31. Kenya					√	
32. Korea, Republic of	√		√	√		√
33. Kuwait, State of				√		
34. Kyrgyz Republic				√		
35. Lesotho (SACU)				√	√	
36. Malaysia	√	√		√	√	√
37. Mali					√	
38. Mauritius	√		√	√	√	
39. Mexico	√	√		√	√	√
40. Moldova, Republic of	√	√	√		√	
41. Mongolia	√					
42. Montenegro				√		
43. Morocco				√	√	√
44. Myanmar					√	
45. Namibia (SACU)				√		
46. Nepal	√					
47. New Zealand	√	√	√	√	√	√
48. Nigeria				√	√	
49. Norway	√	√				
50. Oman				√		
51. Pakistan	√		√	√	√	√
52. Peru	√	√	√	√		√
53. Philippines	√	√		√		√
54. Qatar			√	√		

Member/ Observer	Replies to DG fax (OV/W/11) (√ = replies received)	Replies to DG fax (OV/20) (√ = replies received)	Annual overview (OV/20) - Replies to request for verification (√ = replies received)	New measures (√ = information sent)	Services (√ = information sent)	Summary and status (√ = information sent)
55. Russian Federation	√	√	√	√	√	√
56. Rwanda				√		
57. Saudi Arabia, Kingdom of	√	√	√	√	√	√
58. Serbia*	√	√				
59. Seychelles	√	√				
60. Singapore	√					
61. Somalia*					√	
62. South Africa (SACU)	√	√	√	√	√	√
63. Sri Lanka				√		
64. Swaziland (SACU)				√		
65. Switzerland	√	√				
66. Chinese Taipei	√	√	√	√		
67. Tanzania					√	
68. Thailand	√	√		√	√	√
69. Turkey	√	√	√	√		√
70. Ukraine	√	√	√	√	√	
71. United Arab Emirates			√	√	√	
72. United States of America	√	√	√	√	√	√
73. Uruguay	√			√		
74. Viet Nam	√					√
75. Zambia					√	
76. Zimbabwe			√	√		

\* Observer