


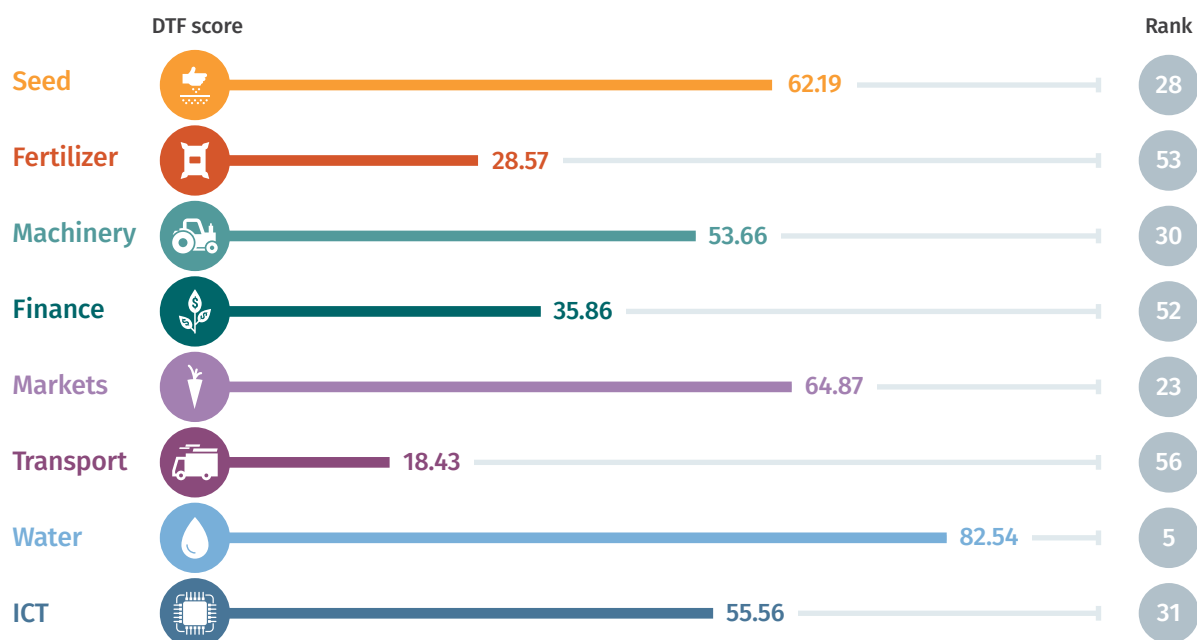
Country Tables



Country Code	Country Name	General		Water	Transport
		Region	Income Group	Predominant Water Source for Irrigation (FAO Aquastat)	Reference product
ARM	Armenia	Europe & Central Asia	Lower middle income	Surface Water	Fruits (e.g. apricots)
BDI	Burundi	Sub-Saharan Africa	Low income	Surface Water	Coffee
BEN	Benin	Sub-Saharan Africa	Low income	Surface Water	Cashew nuts
BFA	Burkina Faso	Sub-Saharan Africa	Low income	Surface Water	Cashew nuts
BGD	Bangladesh	South Asia	Lower middle income	Groundwater	Nuts
BIH	Bosnia and Herzegovina	Europe & Central Asia	Upper middle income	Surface Water	Vegetables (e.g. cucumbers)
BOL	Bolivia	Latin America & Caribbean	Lower middle income	Surface Water	Cereals (e.g. buckwheat)
CHL	Chile	High income: OECD	High income	Surface Water	Fruits (e.g. grapes)
CIV	Côte d'Ivoire	Sub-Saharan Africa	Lower middle income	Surface Water	Cocoa beans
CMR	Cameroon	Sub-Saharan Africa	Lower middle income	Surface Water	Cocoa Beans
COL	Colombia	Latin America & Caribbean	Upper middle income	Surface Water	Coffee
DNK	Denmark	High income: OECD	High income	Groundwater	Cereals (e.g. barley)
EGY	Egypt, Arab Rep.	Middle East & North Africa	Lower middle income	Surface Water	Fruit (e.g. grapefruit)
ESP	Spain	High income: OECD	High income	Surface Water	Fruits (e.g. mandarins)
ETH	Ethiopia	Sub-Saharan Africa	Low income	Surface Water	Coffee
GEO	Georgia	Europe & Central Asia	Upper middle income	Surface Water	Cereals (e.g. wheat)
GHA	Ghana	Sub-Saharan Africa	Lower middle income	Surface Water	Cocoa beans
GRC	Greece	High income: OECD	High income	Surface Water	Fruits (e.g. grapes)
GTM	Guatemala	Latin America & Caribbean	Lower middle income	Surface Water	Fruits (e.g. bananas)
HTI	Haiti	Latin America & Caribbean	Low income	Surface Water	Fruits
IND	India	South Asia	Lower middle income	Groundwater	Cereals (e.g. rice)
ITA	Italy	High income: OECD	High income	Surface Water	Fruits (e.g. apples)
JOR	Jordan	Middle East & North Africa	Upper middle income	Groundwater	Vegetables (e.g. tomatoes)
KAZ	Kazakhstan	Europe & Central Asia	Upper middle income	Surface Water	Cereals
KEN	Kenya	Sub-Saharan Africa	Lower middle income	Surface Water	Tea
KGZ	Kyrgyz Republic	Europe & Central Asia	Lower middle income	Surface Water	Beans
KHM	Cambodia	East Asia & Pacific	Lower middle income	Surface Water	Cereals (e.g. rice)
KOR	Korea, Rep.	High income: OECD	High income	Surface Water	Vegetables (e.g. pepper)
LAO	Lao PDR	East Asia & Pacific	Lower middle income	Surface Water	Coffee
LBR	Liberia	Sub-Saharan Africa	Low income	Surface Water	Cocoa beans
LKA	Sri Lanka	South Asia	Lower middle income	Surface Water	Tea
MAR	Morocco	Middle East & North Africa	Lower middle income	Surface Water	Vegetables (e.g. tomatoes)
MEX	Mexico	Latin America & Caribbean	Upper middle income	Surface Water	Vegetables (e.g. tomatoes)
MLI	Mali	Sub-Saharan Africa	Low income	Surface Water	Fruits (e.g. mangoes)
MMR	Myanmar	East Asia & Pacific	Lower middle income	Surface Water	Beans
MOZ	Mozambique	Sub-Saharan Africa	Low income	Surface Water	Fruits (e.g. bananas)
MWI	Malawi	Sub-Saharan Africa	Low income	Surface Water	Tea
MYS	Malaysia	East Asia & Pacific	Upper middle income	Surface Water	Vegetables
NER	Niger	Sub-Saharan Africa	Low income	Surface Water	Vegetables (e.g. onions)
NGA	Nigeria	Sub-Saharan Africa	Lower middle income	Surface Water	Cocoa beans
NIC	Nicaragua	Latin America & Caribbean	Lower middle income	Groundwater	Coffee
NLD	Netherlands	High income: OECD	High income	Groundwater	Vegetables (e.g. tomatoes)
NPL	Nepal	South Asia	Low income	Surface Water	Cardamoms
PER	Peru	Latin America & Caribbean	Upper middle income	Surface Water	Coffee
PHL	Philippines	East Asia & Pacific	Lower middle income	Surface Water	Fruits (e.g. bananas)
POL	Poland	High income: OECD	High income	Surface Water	Cereals (e.g. wheat)
ROM	Romania	Europe & Central Asia	Upper middle income	Surface Water	Cereals (e.g. wheat)
RUS	Russian Federation	Europe & Central Asia	Upper middle income	Surface Water	Cereals (e.g. wheat)
RWA	Rwanda	Sub-Saharan Africa	Low income	Surface Water	Tea
SDN	Sudan	Sub-Saharan Africa	Lower middle income	Surface Water	Carob gum
SEN	Senegal	Sub-Saharan Africa	Low income	Surface Water	Cereals (e.g. rice)
SRB	Serbia	Europe & Central Asia	Upper middle income	Surface Water	Cereals (e.g. maize)
THA	Thailand	East Asia & Pacific	Upper middle income	Surface Water	Vegetables (e.g. cassava)
TJK	Tajikistan	Europe & Central Asia	Lower middle income	Surface Water	Fruits (e.g. dried apricots)
TUR	Turkey	Europe & Central Asia	Upper middle income	Surface Water	Fruits (e.g. mandarins)
TZA	Tanzania	Sub-Saharan Africa	Low income	Surface Water	Cashew nuts
UGA	Uganda	Sub-Saharan Africa	Low income	Surface Water	Coffee
UKR	Ukraine	Europe & Central Asia	Lower middle income	Surface Water	Cereals (e.g. maize)
URY	Uruguay	Latin America & Caribbean	High income	Surface Water	Soya beans
VNM	Vietnam	East Asia & Pacific	Lower middle income	Surface Water	Cereals (e.g. rice)
ZMB	Zambia	Sub-Saharan Africa	Lower middle income	Surface Water	Cereals (e.g. maize)
ZWE	Zimbabwe	Sub-Saharan Africa	Low income	Surface Water	Tea

		Markets		
	Trading partner	Product group	HS 4-digit Product	Trading Partner
	Georgia	Fruit	Stone fruit, fresh (apricot, cherry, plum, peach, etc.)	Russian Federation
	Tanzania	Cash crop	Coffee, coffee husks and skins and coffee substitutes	Switzerland
	Nigeria	Fruit	Coconuts, Brazil nuts and cashew nuts, fresh or dried	India
	Côte d'Ivoire	Fruit	Coconuts, Brazil nuts and cashew nuts, fresh or dried	Singapore
	India	Fruit	Nuts except coconut, Brazil and cashew, fresh or dried	India
	Serbia	Vegetable	Cucumbers and gherkins, fresh or chilled	Croatia
	Argentina	Cereal	Buckwheat, millet and canary seed, other cereals	United States
	Argentina	Fruit	Grapes, fresh or dried	United States
	Ghana	Cash crop	Cocoa beans, whole or broken, raw or roasted	Netherlands
	Congo, Rep.	Cash crop	Cocoa beans, whole or broken, raw or roasted	Netherlands
	Ecuador	Cash crop	Coffee, coffee husks and skins and coffee substitutes	United States
	Germany	Cereal	Barley	Germany
	Libya	Fruit	Citrus fruit, fresh or dried	Saudi Arabia
	France	Fruit	Citrus fruit, fresh or dried	Germany
	Somalia	Cash crop	Coffee, coffee husks and skins and coffee substitutes	Germany
	Russian Federation	Cereal	Wheat and meslin	Armenia
	Côte d'Ivoire	Cash crop	Cocoa beans, whole or broken, raw or roasted	Netherlands
	Bulgaria	Fruit	Grapes, fresh or dried	Germany
	El Salvador	Fruit	Bananas, including plantains, fresh or dried	United States
	Dominican Republic	Fruit	Dates, figs, pineapple, avocado, guava, fresh or dried	United States
	Nepal	Cereal	Rice	Iran, Islamic Rep.
	France	Fruit	Apples, pears and quinces, fresh	Germany
	Syrian Arab Republic	Vegetable	Tomatoes, fresh or chilled	Syrian Arab Republic
	Uzbekistan	Cereal	Wheat and meslin	Azerbaijan
	Uganda	Cash crop	Tea	Pakistan
	Kazakhstan	Vegetable	Vegetables, leguminous dried, shelled	Turkey
	Vietnam	Cereal	Rice	France
	China	Vegetable	Vegetables nes, fresh or chilled	Japan
	Thailand	Cash crop	Coffee, coffee husks and skins and coffee substitutes	Japan
	Côte d'Ivoire	Cash crop	Cocoa beans, whole or broken, raw or roasted	Germany
	India	Cash crop	Tea	Russian Federation
	Spain	Vegetable	Tomatoes, fresh or chilled	France
	United States	Vegetable	Tomatoes, fresh or chilled	United States
	Senegal	Fruit	Dates, figs, pineapple, avocado, guava, fresh or dried	Burkina Faso
	China	Vegetable	Vegetables, leguminous dried, shelled	India
	South Africa	Fruit	Bananas, including plantains, fresh or dried	South Africa
	Tanzania	Cash crop	Tea	South Africa
	Indonesia	Vegetable	Vegetables nes, fresh or chilled	Singapore
	Nigeria	Vegetable	Onions, shallots, garlic, leeks, etc., fresh or chilled	Ghana
	Niger	Cash crop	Cocoa beans, whole or broken, raw or roasted	Barbados
	Costa Rica	Cash crop	Coffee, coffee husks and skins and coffee substitutes	United States
	Germany	Vegetable	Tomatoes, fresh or chilled	Germany
	India	Cash crop	Nutmeg, mace and cardamons	India
	Colombia	Cash crop	Coffee, coffee husks and skins and coffee substitutes	Germany
	Vietnam	Fruit	Bananas, including plantains, fresh or dried	Japan
	Germany	Cereal	Wheat and meslin	Germany
	Hungary	Cereal	Wheat and meslin	Spain
	China	Cereal	Wheat and meslin	Egypt, Arab Rep.
	Uganda	Cash crop	Tea	Kenya
	Egypt, Arab Rep.	Cash crop	Locust beans, seaweed, sugar beet, cane, for food	Germany
	Mali	Cereal	Rice	Mali
	Romania	Cereal	Maize (corn)	Romania
	Malaysia	Vegetable	Manioc, arrowroot, salep etc, fresh, dried, sago pith	China
	China	Fruit	Fruit, dried, nes, dried fruit and nut mixtures	Russian Federation
	Iraq	Fruit	Nuts except coconut, brazil and cashew, fresh or dried	Germany
	Kenya	Fruit	Coconuts, Brazil nuts and cashew nuts, fresh or dried	India
	Kenya	Cash crop	Coffee, coffee husks and skins and coffee substitutes	Switzerland
	Poland	Cereal	Maize (corn)	Egypt, Arab Rep.
	Brazil	Cash crop	Soya beans	China
	China	Cereal	Rice	Philippines
	Zimbabwe	Cereal	Maize (corn)	Zimbabwe
	South Africa	Cash crop	Tea	South Africa





SEED^a | DTF Score 62.19 ◇ Rank 28

Plant breeding index (0-10)	8.0
Variety registration index (0-8)	6.5
Time to register new variety (days)	587
Cost to register new variety (% income per capita)	18.5
Seed quality control index (0-12)	2.0

FERTILIZER | DTF Score 28.57 ◇ Rank 53

Fertilizer registration index (0-7)	0.0
Time to register a new fertilizer product (days)	N/A
Cost to register a new fertilizer product (% income per capita)	N/A
Quality control of fertilizer index (0-7)	2.0
Importing & distributing fertilizer index (0-7)	6.0

MACHINERY | DTF Score 53.66 ◇ Rank 30

Tractor operation index (0-5)	0.5
Time to register a tractor (days)	3
Cost to register a tractor (% income per capita)	0.3
Tractor testing and standards index (0-8)	5.0
Time to obtain type approval (days)	No practice
Cost to obtain type approval (% income per capita)	No practice
Tractor import index (0-5)	5.0

FINANCE | DTF Score 35.86 ◇ Rank 52

Branchless Banking	
Agent banking index (0-5)	0.0
E-money index (0-4)	3.8
Movable Collateral	
Warehouse receipts index (0-5)	0.0
Doing Business - getting credit index (0-8)	4.0
Non-bank Lending Institutions	
Microfinance institutions index (0-7)	0.0
Financial cooperatives index (0-7)	5.0

MARKETS | DTF Score 64.87 ◇ Rank 23

Producer organizations index (0-13)	9.3
Plant protection index (0-8)	3.5
Agricultural trade index (0-9)	5.0
Documents to export agricultural goods (number)	1
Time to export agricultural goods (days)	1
Cost to export agricultural goods (% income per capita)	0.0

TRANSPORT | DTF Score 18.43 ◇ Rank 56

Trucking licenses and operations index (0-11)	2.0
Time to obtain trucking licenses (days)	N/A
Cost to obtain trucking licenses (% income per capita)	N/A
Cross-border transportation index (0-9)	5.0
Time to obtain cross-border license (days)	N/A
Cost to obtain cross-border license (% income per capita)	N/A

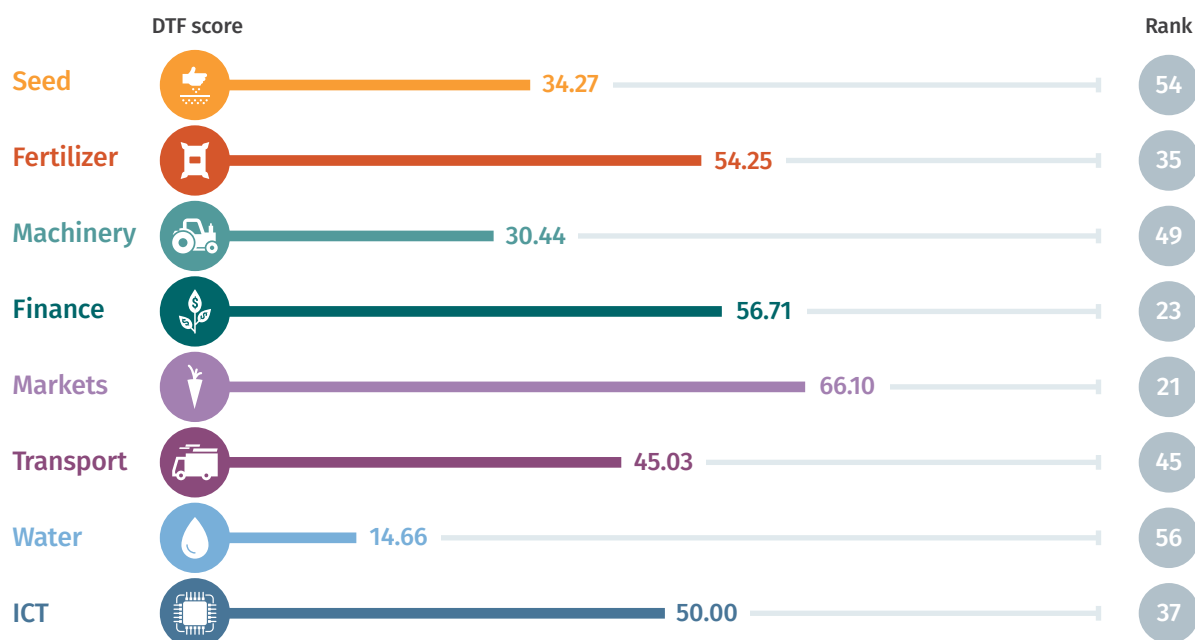
WATER | DTF Score 82.54 ◇ Rank 5

Integrated water resource management index (0-29)	22.5
Individual water use for irrigation index (0-20)	17.5

ICT | DTF Score 55.56 ◇ Rank 31

ICT index (0-9)	5.0
-----------------	-----

a. The indicators apply to the formal seed system only.



SEED^a | DTF Score 34.27 ◇ Rank 54

Plant breeding index (0-10)	6.0
Variety registration index (0-8)	5.5
Time to register new variety (days)	No practice
Cost to register new variety (% income per capita)	No practice
Seed quality control index (0-12)	1.0

FERTILIZER | DTF Score 54.25 ◇ Rank 35

Fertilizer registration index (0-7)	4.4
Time to register a new fertilizer product (days)	94.5
Cost to register a new fertilizer product (% income per capita)	58.8
Quality control of fertilizer index (0-7)	4.5
Importing & distributing fertilizer index (0-7)	3.0

MACHINERY | DTF Score 30.44 ◇ Rank 49

Tractor operation index (0-5)	3.0
Time to register a tractor (days)	17
Cost to register a tractor (% income per capita)	8.3
Tractor testing and standards index (0-8)	0.3
Time to obtain type approval (days)	N/A
Cost to obtain type approval (% income per capita)	N/A
Tractor import index (0-5)	1.5

FINANCE | DTF Score 56.71 ◇ Rank 23

Branchless Banking

Agent banking index (0-5)	4.7
E-money index (0-4)	1.0

Movable Collateral

Warehouse receipts index (0-5)	3.5
Doing Business - getting credit index (0-8)	3.0

Non-bank Lending Institutions

Microfinance institutions index (0-7)	4.0
Financial cooperatives index (0-7)	4.0

MARKETS | DTF Score 66.10 ◇ Rank 21

Producer organizations index (0-13)	6.0
Plant protection index (0-8)	6.0
Agricultural trade index (0-9)	5.0
Documents to export agricultural goods (number)	1
Time to export agricultural goods (days)	1
Cost to export agricultural goods (% income per capita)	0.1

TRANSPORT | DTF Score 45.03 ◇ Rank 45

Trucking licenses and operations index (0-11)	4.5
Time to obtain trucking licenses (days)	3
Cost to obtain trucking licenses (% income per capita)	2.5
Cross-border transportation index (0-9)	4.0
Time to obtain cross-border license (days)	N/A
Cost to obtain cross-border license (% income per capita)	N/A

WATER | DTF Score 14.66 ◇ Rank 56

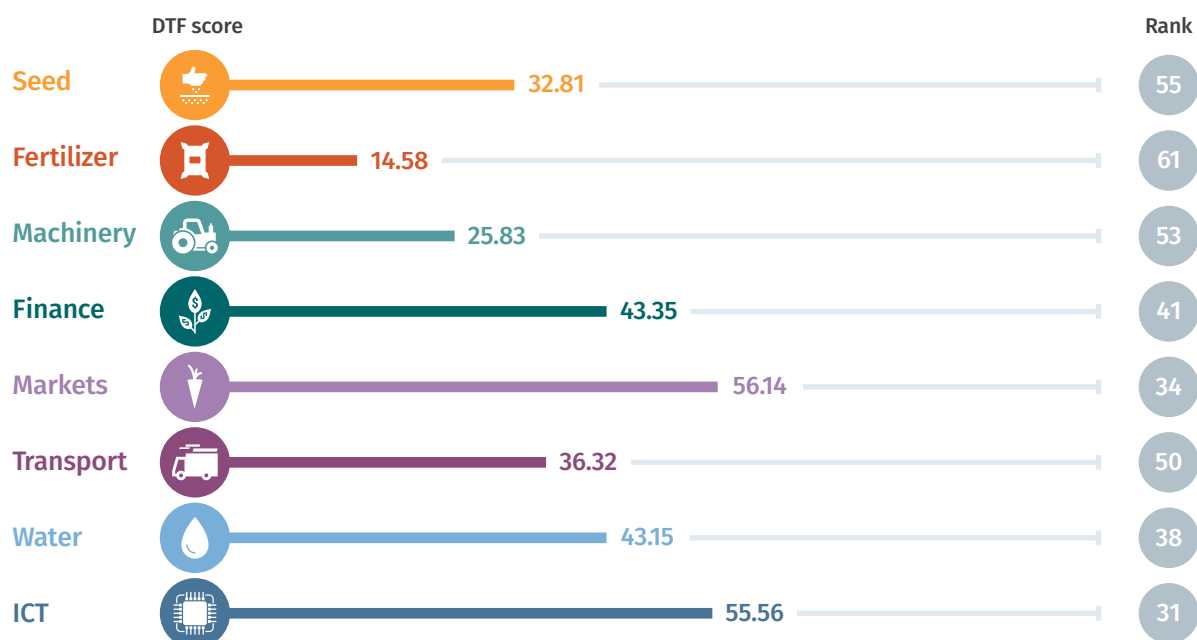
Integrated water resource management index (0-29)	8.5
Individual water use for irrigation index (0-20)	0.0

ICT | DTF Score 50.00 ◇ Rank 37

ICT index (0-9)	4.5
-----------------	-----

a. The indicators apply to the formal seed system only.





SEED^a | DTF Score 32.81 ◇ Rank 55

Plant breeding index (0-10)	5.0
Variety registration index (0-8)	4.5
Time to register new variety (days)	No practice
Cost to register new variety (% income per capita)	No practice
Seed quality control index (0-12)	3.0

FERTILIZER | DTF Score 14.58 ◇ Rank 61

Fertilizer registration index (0-7)	0.0
Time to register a new fertilizer product (days)	N/A
Cost to register a new fertilizer product (% income per capita)	N/A
Quality control of fertilizer index (0-7)	0.0
Importing & distributing fertilizer index (0-7)	3.5

MACHINERY | DTF Score 25.83 ◇ Rank 53

Tractor operation index (0-5)	0.0
Time to register a tractor (days)	N/A
Cost to register a tractor (% income per capita)	N/A
Tractor testing and standards index (0-8)	2.3
Time to obtain type approval (days)	N/A
Cost to obtain type approval (% income per capita)	N/A
Tractor import index (0-5)	5.0

FINANCE | DTF Score 43.35 ◇ Rank 41

Branchless Banking

Agent banking index (0-5)	0.0
E-money index (0-4)	3.8

Movable Collateral

Warehouse receipts index (0-5)	0.0
Doing Business - getting credit index (0-8)	4.0

Non-bank Lending Institutions

Microfinance institutions index (0-7)	4.0
Financial cooperatives index (0-7)	4.0

MARKETS | DTF Score 56.14 ◇ Rank 34

Producer organizations index (0-13)	7.5
Plant protection index (0-8)	3.0
Agricultural trade index (0-9)	4.5
Documents to export agricultural goods (number)	1
Time to export agricultural goods (days)	2
Cost to export agricultural goods (% income per capita)	1.0

TRANSPORT | DTF Score 36.32 ◇ Rank 50

Trucking licenses and operations index (0-11)	5.0
Time to obtain trucking licenses (days)	40
Cost to obtain trucking licenses (% income per capita)	19.7
Cross-border transportation index (0-9)	5.0
Time to obtain cross-border license (days)	No practice
Cost to obtain cross-border license (% income per capita)	No practice

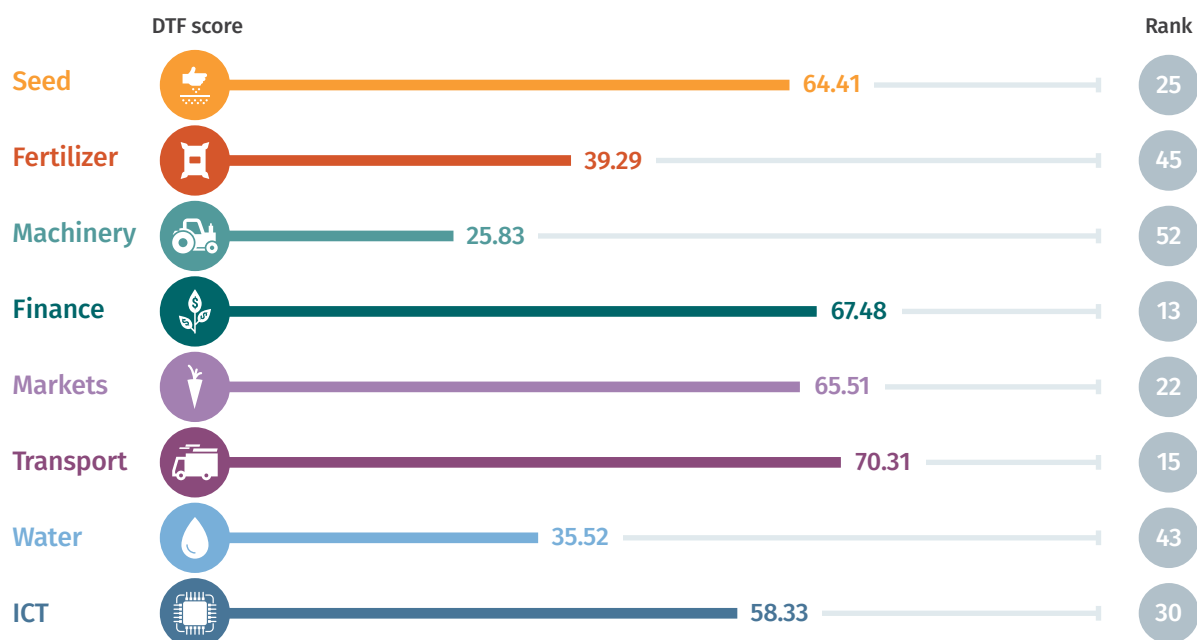
WATER | DTF Score 43.15 ◇ Rank 38

Integrated water resource management index (0-29)	18.5
Individual water use for irrigation index (0-20)	4.5

ICT | DTF Score 55.56 ◇ Rank 31

ICT index (0-9)	5.0
-----------------	-----

a. The indicators apply to the formal seed system only.



SEED^a | DTF Score 64.41 ◇ Rank 25

Plant breeding index (0-10)	7.0
Variety registration index (0-8)	5.0
Time to register new variety (days)	517
Cost to register new variety (% income per capita)	24.5
Seed quality control index (0-12)	7.0

FERTILIZER | DTF Score 39.29 ◇ Rank 45

Fertilizer registration index (0-7)	1.0
Time to register a new fertilizer product (days)	N/A
Cost to register a new fertilizer product (% income per capita)	N/A
Quality control of fertilizer index (0-7)	7.0
Importing & distributing fertilizer index (0-7)	3.0

MACHINERY | DTF Score 25.83 ◇ Rank 52

Tractor operation index (0-5)	0.5
Time to register a tractor (days)	No practice
Cost to register a tractor (% income per capita)	No practice
Tractor testing and standards index (0-8)	2.3
Time to obtain type approval (days)	N/A
Cost to obtain type approval (% income per capita)	N/A
Tractor import index (0-5)	4.5

FINANCE | DTF Score 67.48 ◇ Rank 13

Branchless Banking

Agent banking index (0-5)	0.0
E-money index (0-4)	3.7

Movable Collateral

Warehouse receipts index (0-5)	4.5
Doing Business - getting credit index (0-8)	3.0

Non-bank Lending Institutions

Microfinance institutions index (0-7)	6.0
Financial cooperatives index (0-7)	7.0

MARKETS | DTF Score 65.51 ◇ Rank 22

Producer organizations index (0-13)	10.8
Plant protection index (0-8)	4.0
Agricultural trade index (0-9)	5.0
Documents to export agricultural goods (number)	1
Time to export agricultural goods (days)	2
Cost to export agricultural goods (% income per capita)	1.9

TRANSPORT | DTF Score 70.31 ◇ Rank 15

Trucking licenses and operations index (0-11)	4.5
Time to obtain trucking licenses (days)	5
Cost to obtain trucking licenses (% income per capita)	0.2
Cross-border transportation index (0-9)	5.0
Time to obtain cross-border license (days)	10
Cost to obtain cross-border license (% income per capita)	6.2

WATER | DTF Score 35.52 ◇ Rank 43

Integrated water resource management index (0-29)	9.0
Individual water use for irrigation index (0-20)	8.0

ICT | DTF Score 58.33 ◇ Rank 30

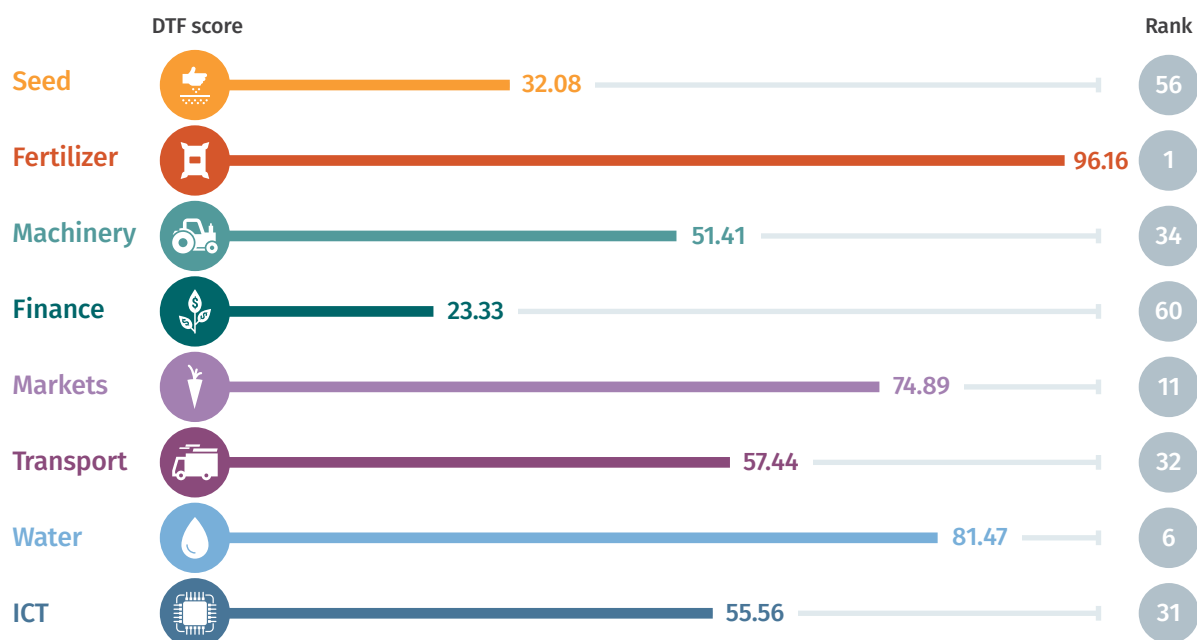
ICT index (0-9)	5.3
-----------------	-----

a. The indicators apply to the formal seed system only.



BOSNIA AND HERZEGOVINA

EUROPE & CENTRAL ASIA
UPPER MIDDLE INCOME



SEED^a | DTF Score 32.08 ◇ Rank 56

Plant breeding index (0-10)	7.0
Variety registration index (0-8)	2.0
Time to register new variety (days)	No practice
Cost to register new variety (% income per capita)	No practice
Seed quality control index (0-12)	4.0

FERTILIZER | DTF Score 96.16 ◇ Rank 1

Fertilizer registration index (0-7)	6.0
Time to register a new fertilizer product (days)	31
Cost to register a new fertilizer product (% income per capita)	0.5
Quality control of fertilizer index (0-7)	7.0
Importing & distributing fertilizer index (0-7)	7.0

MACHINERY | DTF Score 51.41 ◇ Rank 34

Tractor operation index (0-5)	1.0
Time to register a tractor (days)	7
Cost to register a tractor (% income per capita)	13.4
Tractor testing and standards index (0-8)	5.3
Time to obtain type approval (days)	N/A
Cost to obtain type approval (% income per capita)	N/A
Tractor import index (0-5)	5.0

FINANCE | DTF Score 23.33 ◇ Rank 60

Branchless Banking

Agent banking index (0-5)	0.0
E-money index (0-4)	0.0

Movable Collateral

Warehouse receipts index (0-5)	3.3
Doing Business - getting credit index (0-8)	6.0

Non-bank Lending Institutions

Microfinance institutions index (0-7)	0.0
Financial cooperatives index (0-7)	0.0

MARKETS | DTF Score 74.89 ◇ Rank 11

Producer organizations index (0-13)	8.5
Plant protection index (0-8)	6.0
Agricultural trade index (0-9)	6.5
Documents to export agricultural goods (number)	1
Time to export agricultural goods (days)	1
Cost to export agricultural goods (% income per capita)	0.3

TRANSPORT | DTF Score 57.44 ◇ Rank 32

Trucking licenses and operations index (0-11)	6.5
Time to obtain trucking licenses (days)	90
Cost to obtain trucking licenses (% income per capita)	6.0
Cross-border transportation index (0-9)	6.0
Time to obtain cross-border license (days)	38
Cost to obtain cross-border license (% income per capita)	6.8

WATER | DTF Score 81.47 ◇ Rank 6

Integrated water resource management index (0-29)	25.5
Individual water use for irrigation index (0-20)	15.0

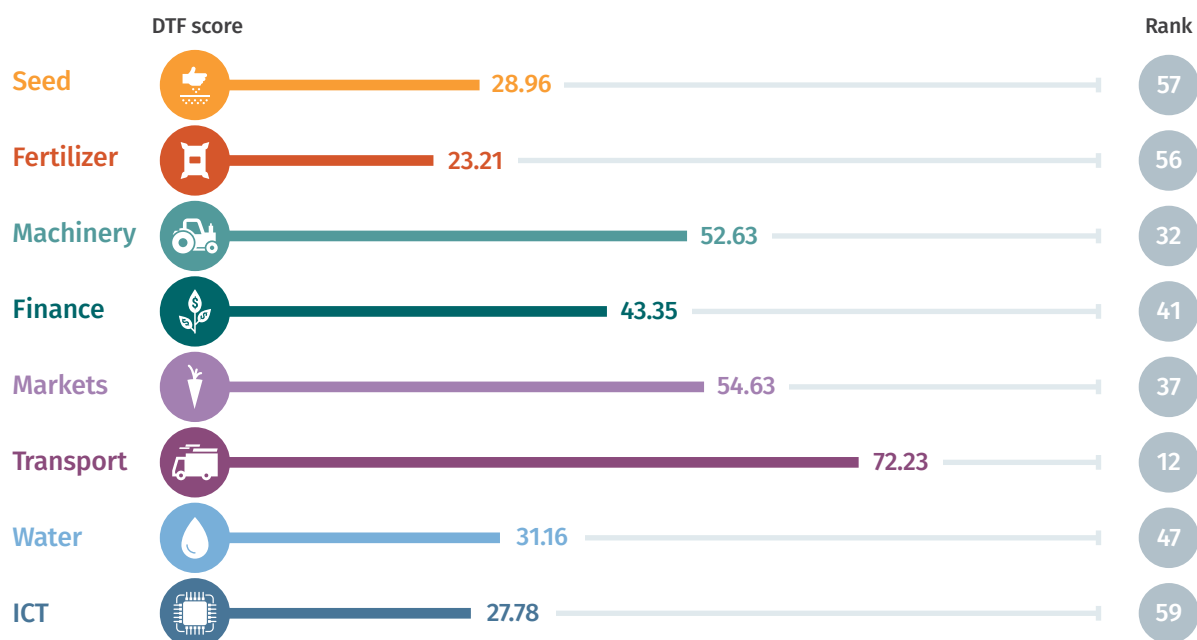
ICT | DTF Score 55.56 ◇ Rank 31

ICT index (0-9)	5.0
-----------------	-----

a. The indicators apply to the formal seed system only.

BURKINA FASO

SUB-SAHARAN AFRICA
LOW INCOME



SEED^a | DTF Score 28.96 ◇ Rank 57

Plant breeding index (0-10)	2.0
Variety registration index (0-8)	4.0
Time to register new variety (days)	No practice
Cost to register new variety (% income per capita)	No practice
Seed quality control index (0-12)	5.5

FERTILIZER | DTF Score 23.21 ◇ Rank 56

Fertilizer registration index (0-7)	0.0
Time to register a new fertilizer product (days)	N/A
Cost to register a new fertilizer product (% income per capita)	N/A
Quality control of fertilizer index (0-7)	3.5
Importing & distributing fertilizer index (0-7)	3.0

MACHINERY | DTF Score 52.63 ◇ Rank 32

Tractor operation index (0-5)	2.5
Time to register a tractor (days)	30
Cost to register a tractor (% income per capita)	5.6
Tractor testing and standards index (0-8)	3.3
Time to obtain type approval (days)	4
Cost to obtain type approval (% income per capita)	11.1
Tractor import index (0-5)	1.5

FINANCE | DTF Score 43.35 ◇ Rank 41

Branchless Banking

Agent banking index (0-5)	0.0
E-money index (0-4)	3.8

Movable Collateral

Warehouse receipts index (0-5)	0.0
Doing Business - getting credit index (0-8)	4.0

Non-bank Lending Institutions

Microfinance institutions index (0-7)	4.0
Financial cooperatives index (0-7)	4.0

MARKETS | DTF Score 54.63 ◇ Rank 37

Producer organizations index (0-13)	9.8
Plant protection index (0-8)	2.0
Agricultural trade index (0-9)	5.0
Documents to export agricultural goods (number)	2
Time to export agricultural goods (days)	2
Cost to export agricultural goods (% income per capita)	2.2

TRANSPORT | DTF Score 72.23 ◇ Rank 12

Trucking licenses and operations index (0-11)	4.5
Time to obtain trucking licenses (days)	1
Cost to obtain trucking licenses (% income per capita)	3.0
Cross-border transportation index (0-9)	5.0
Time to obtain cross-border license (days)	1
Cost to obtain cross-border license (% income per capita)	3.3

WATER | DTF Score 31.16 ◇ Rank 47

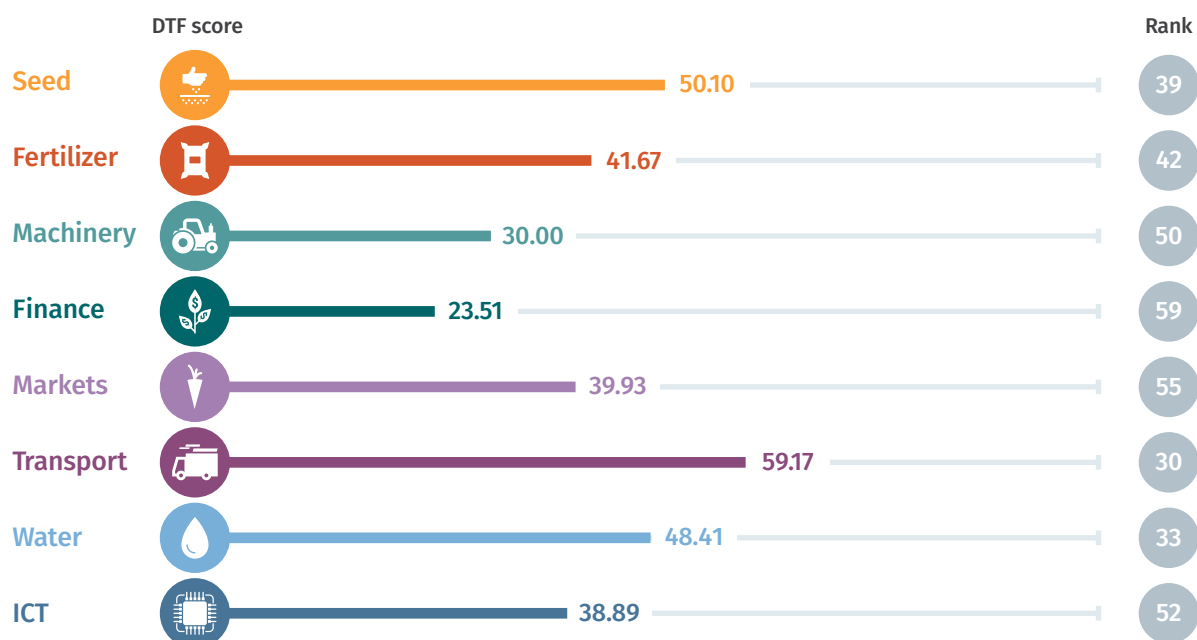
Integrated water resource management index (0-29)	13.0
Individual water use for irrigation index (0-20)	3.5

ICT | DTF Score 27.78 ◇ Rank 59

ICT index (0-9)	2.5
-----------------	-----

a. The indicators apply to the formal seed system only.





SEED^a | DTF Score 50.10 ♦ Rank 39

Plant breeding index (0-10)	9.0
Variety registration index (0-8)	3.5
Time to register new variety (days)	No practice
Cost to register new variety (% income per capita)	No practice
Seed quality control index (0-12)	8.0

FERTILIZER | DTF Score 41.67 ♦ Rank 42

Fertilizer registration index (0-7)	3.0
Time to register a new fertilizer product (days)	No practice
Cost to register a new fertilizer product (% income per capita)	No practice
Quality control of fertilizer index (0-7)	4.0
Importing & distributing fertilizer index (0-7)	4.0

MACHINERY | DTF Score 30.00 ♦ Rank 50

Tractor operation index (0-5)	2.5
Time to register a tractor (days)	No practice
Cost to register a tractor (% income per capita)	No practice
Tractor testing and standards index (0-8)	0.0
Time to obtain type approval (days)	N/A
Cost to obtain type approval (% income per capita)	N/A
Tractor import index (0-5)	5.0

FINANCE | DTF Score 23.51 ♦ Rank 59

Branchless Banking

Agent banking index (0-5)	0.0
E-money index (0-4)	0.0

Movable Collateral

Warehouse receipts index (0-5)	0.0
Doing Business - getting credit index (0-8)	1.0

Non-bank Lending Institutions

Microfinance institutions index (0-7)	5.0
Financial cooperatives index (0-7)	4.0

MARKETS | DTF Score 39.93 ♦ Rank 55

Producer organizations index (0-13)	7.0
Plant protection index (0-8)	3.0
Agricultural trade index (0-9)	3.0
Documents to export agricultural goods (number)	4
Time to export agricultural goods (days)	4
Cost to export agricultural goods (% income per capita)	3.1

TRANSPORT | DTF Score 59.17 ♦ Rank 30

Trucking licenses and operations index (0-11)	3.0
Time to obtain trucking licenses (days)	1
Cost to obtain trucking licenses (% income per capita)	4.6
Cross-border transportation index (0-9)	6.0
Time to obtain cross-border license (days)	1
Cost to obtain cross-border license (% income per capita)	76.9

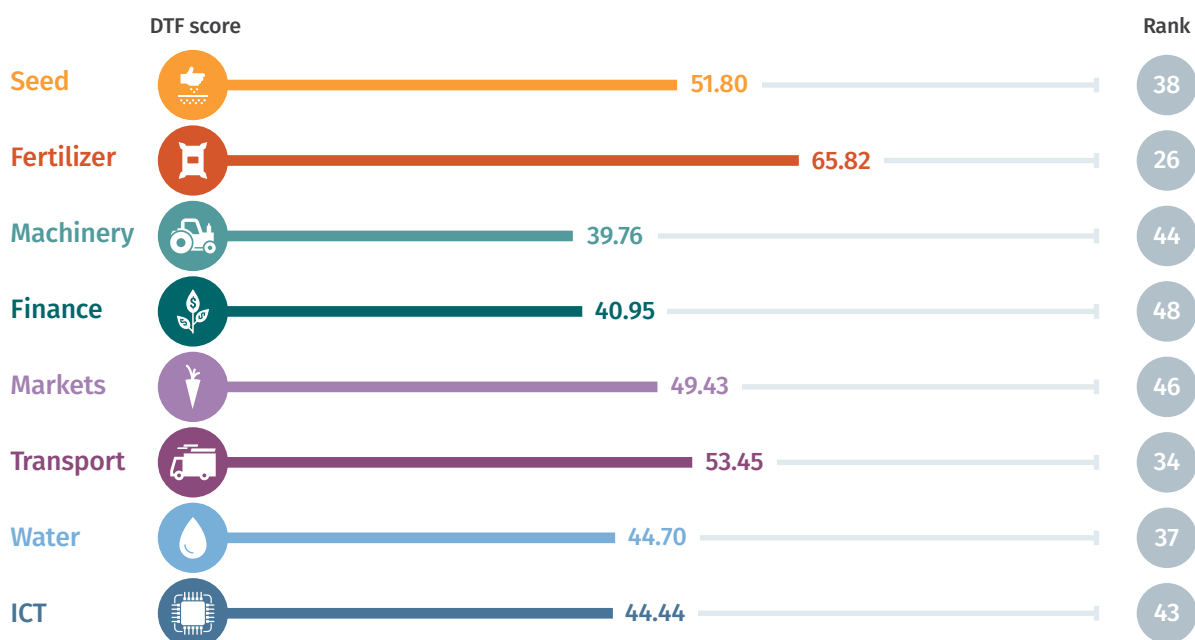
WATER | DTF Score 48.41 ♦ Rank 33

Integrated water resource management index (0-29)	8.5
Individual water use for irrigation index (0-20)	13.5

ICT | DTF Score 38.89 ♦ Rank 52

ICT index (0-9)	3.5
-----------------	-----

a. The indicators apply to the formal seed system only.



SEED^a | DTF Score 51.80 ◇ Rank 38

Plant breeding index (0-10)	8.0
Variety registration index (0-8)	2.0
Time to register new variety (days)	407
Cost to register new variety (% income per capita)	17.3
Seed quality control index (0-12)	3.0

FERTILIZER | DTF Score 65.82 ◇ Rank 26

Fertilizer registration index (0-7)	3.4
Time to register a new fertilizer product (days)	152
Cost to register a new fertilizer product (% income per capita)	107.8
Quality control of fertilizer index (0-7)	5.0
Importing & distributing fertilizer index (0-7)	4.0

MACHINERY | DTF Score 39.76 ◇ Rank 44

Tractor operation index (0-5)	2.5
Time to register a tractor (days)	14
Cost to register a tractor (% income per capita)	22.5
Tractor testing and standards index (0-8)	0.3
Time to obtain type approval (days)	N/A
Cost to obtain type approval (% income per capita)	N/A
Tractor import index (0-5)	5.0

FINANCE | DTF Score 40.95 ◇ Rank 48

Branchless Banking

Agent banking index (0-5)	3.6
E-money index (0-4)	0.0

Movable Collateral

Warehouse receipts index (0-5)	0.0
Doing Business - getting credit index (0-8)	7.0

Non-bank Lending Institutions

Microfinance institutions index (0-7)	6.0
Financial cooperatives index (0-7)	0.0

MARKETS | DTF Score 49.43 ◇ Rank 46

Producer organizations index (0-13)	8.8
Plant protection index (0-8)	3.0
Agricultural trade index (0-9)	5.5
Documents to export agricultural goods (number)	2
Time to export agricultural goods (days)	6
Cost to export agricultural goods (% income per capita)	5.2

TRANSPORT | DTF Score 53.45 ◇ Rank 34

Trucking licenses and operations index (0-11)	4.0
Time to obtain trucking licenses (days)	8
Cost to obtain trucking licenses (% income per capita)	37.0
Cross-border transportation index (0-9)	5.0
Time to obtain cross-border license (days)	7
Cost to obtain cross-border license (% income per capita)	22.5

WATER | DTF Score 44.70 ◇ Rank 37

Integrated water resource management index (0-29)	16.5
Individual water use for irrigation index (0-20)	6.5

ICT | DTF Score 44.44 ◇ Rank 43

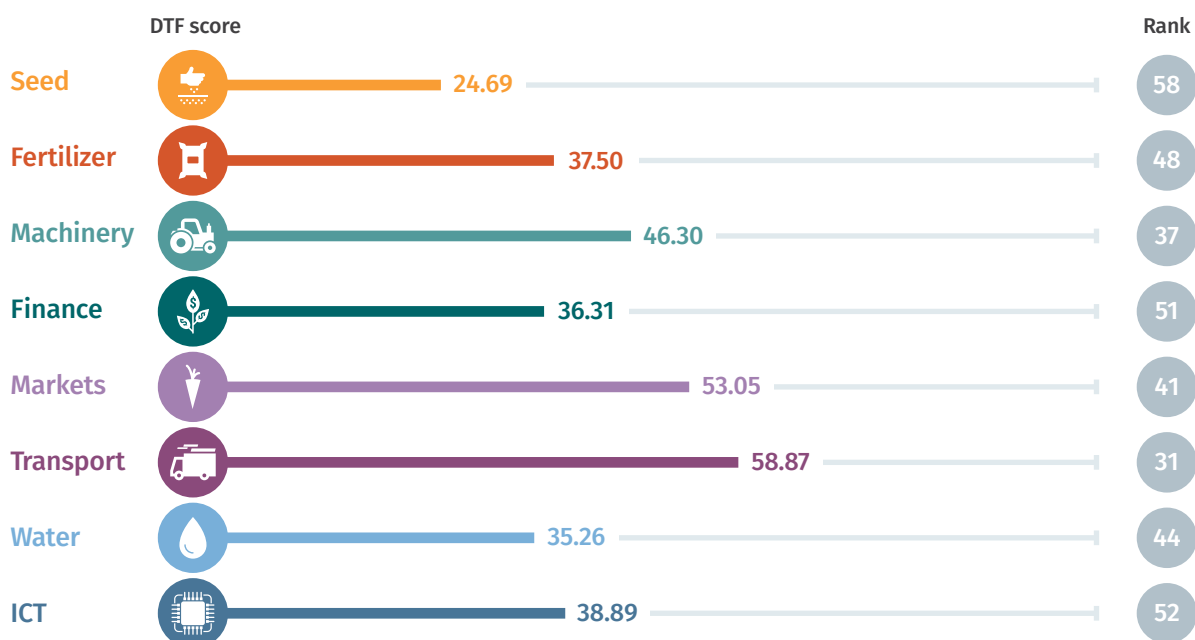
ICT index (0-9)	4.0
-----------------	-----

a. The indicators apply to the formal seed system only.



CAMEROON

SUB-SAHARAN AFRICA
LOWER MIDDLE INCOME



SEED^a | DTF Score 24.69 ◇ Rank 58

Plant breeding index (0-10)	3.0
Variety registration index (0-8)	3.5
Time to register new variety (days)	No practice
Cost to register new variety (% income per capita)	No practice
Seed quality control index (0-12)	3.0

FERTILIZER | DTF Score 37.50 ◇ Rank 48

Fertilizer registration index (0-7)	0.0
Time to register a new fertilizer product (days)	N/A
Cost to register a new fertilizer product (% income per capita)	N/A
Quality control of fertilizer index (0-7)	3.5
Importing & distributing fertilizer index (0-7)	6.0

MACHINERY | DTF Score 46.30 ◇ Rank 37

Tractor operation index (0-5)	2.5
Time to register a tractor (days)	No practice
Cost to register a tractor (% income per capita)	No practice
Tractor testing and standards index (0-8)	6.5
Time to obtain type approval (days)	90
Cost to obtain type approval (% income per capita)	270.7
Tractor import index (0-5)	2.0

FINANCE | DTF Score 36.31 ◇ Rank 51

Branchless Banking

Agent banking index (0-5)	0.0
E-money index (0-4)	1.0

Movable Collateral

Warehouse receipts index (0-5)	0.0
Doing Business - getting credit index (0-8)	4.0

Non-bank Lending Institutions

Microfinance institutions index (0-7)	5.0
Financial cooperatives index (0-7)	5.0

MARKETS | DTF Score 53.05 ◇ Rank 41

Producer organizations index (0-13)	10.0
Plant protection index (0-8)	4.0
Agricultural trade index (0-9)	2.0
Documents to export agricultural goods (number)	1
Time to export agricultural goods (days)	8
Cost to export agricultural goods (% income per capita)	0.7

TRANSPORT | DTF Score 58.87 ◇ Rank 31

Trucking licenses and operations index (0-11)	5.8
Time to obtain trucking licenses (days)	65
Cost to obtain trucking licenses (% income per capita)	2.3
Cross-border transportation index (0-9)	7.0
Time to obtain cross-border license (days)	60
Cost to obtain cross-border license (% income per capita)	1.4

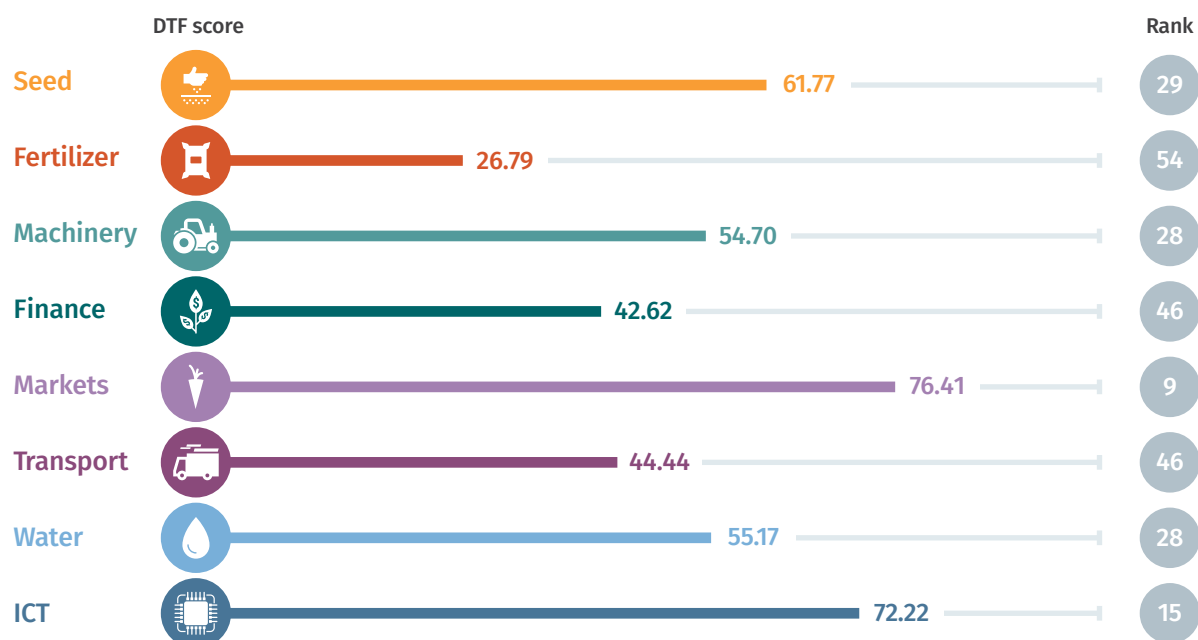
WATER | DTF Score 35.26 ◇ Rank 44

Integrated water resource management index (0-29)	4.5
Individual water use for irrigation index (0-20)	11.0

ICT | DTF Score 38.89 ◇ Rank 52

ICT index (0-9)	3.5
-----------------	-----

a. The indicators apply to the formal seed system only.

**SEED^a | DTF Score 61.77 ♦ Rank 29**

Plant breeding index (0-10)	9.0
Variety registration index (0-8)	6.0
Time to register new variety (days)	848
Cost to register new variety (% income per capita)	12.5
Seed quality control index (0-12)	4.0

FERTILIZER | DTF Score 26.79 ♦ Rank 54

Fertilizer registration index (0-7)	0.0
Time to register a new fertilizer product (days)	N/A
Cost to register a new fertilizer product (% income per capita)	N/A
Quality control of fertilizer index (0-7)	3.5
Importing & distributing fertilizer index (0-7)	4.0

MACHINERY | DTF Score 54.70 ♦ Rank 28

Tractor operation index (0-5)	4.0
Time to register a tractor (days)	4
Cost to register a tractor (% income per capita)	0.6
Tractor testing and standards index (0-8)	0.0
Time to obtain type approval (days)	N/A
Cost to obtain type approval (% income per capita)	N/A
Tractor import index (0-5)	5.0

FINANCE | DTF Score 42.62 ♦ Rank 46**Branchless Banking**

Agent banking index (0-5)	0.0
E-money index (0-4)	1.0

Movable Collateral

Warehouse receipts index (0-5)	3.5
Doing Business - getting credit index (0-8)	6.0

Non-bank Lending Institutions

Microfinance institutions index (0-7)	0.0
Financial cooperatives index (0-7)	6.0

MARKETS | DTF Score 76.41 ♦ Rank 9

Producer organizations index (0-13)	6.0
Plant protection index (0-8)	7.0
Agricultural trade index (0-9)	7.5
Documents to export agricultural goods (number)	1
Time to export agricultural goods (days)	1
Cost to export agricultural goods (% income per capita)	0.0

TRANSPORT | DTF Score 44.44 ♦ Rank 46

Trucking licenses and operations index (0-11)	3.0
Time to obtain trucking licenses (days)	N/A
Cost to obtain trucking licenses (% income per capita)	N/A
Cross-border transportation index (0-9)	5.0
Time to obtain cross-border license (days)	7
Cost to obtain cross-border license (% income per capita)	0.0

WATER | DTF Score 55.17 ♦ Rank 28

Integrated water resource management index (0-29)	17.5
Individual water use for irrigation index (0-20)	10.0

ICT | DTF Score 72.22 ♦ Rank 15

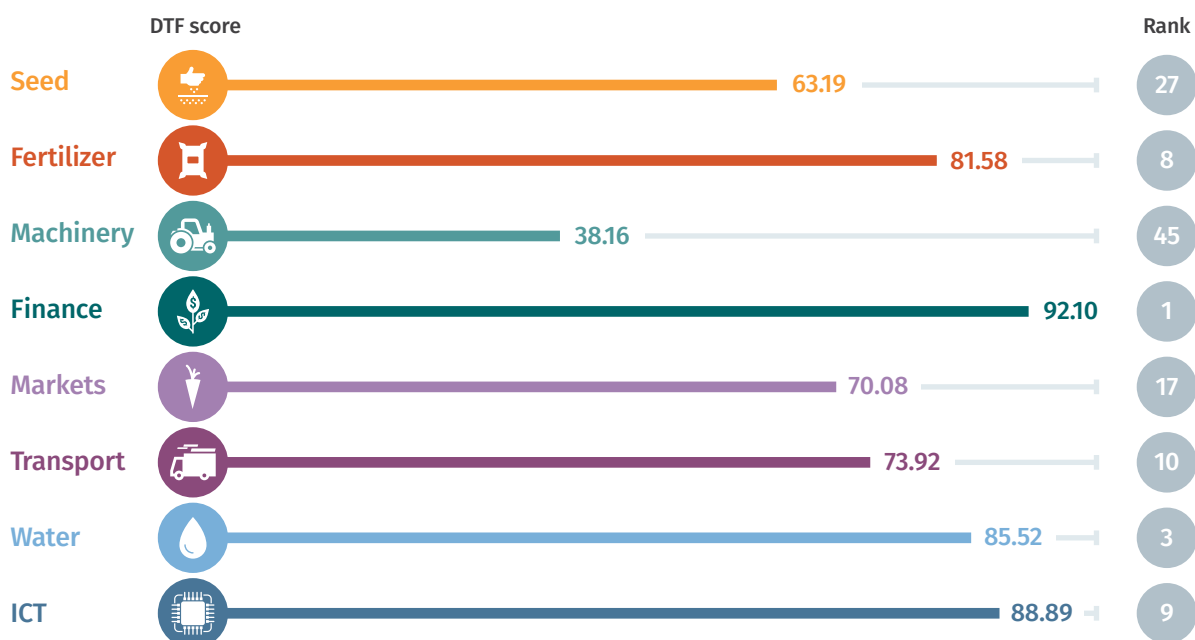
ICT index (0-9)	6.5
-----------------	-----

a. The indicators apply to the formal seed system only.



COLOMBIA

LATIN AMERICA & CARIBBEAN UPPER MIDDLE INCOME



SEED^a | DTF Score 63.19 ◇ Rank 27

Plant breeding index (0-10)	9.0
Variety registration index (0-8)	4.0
Time to register new variety (days)	591
Cost to register new variety (% income per capita)	53.4
Seed quality control index (0-12)	6.5

FERTILIZER | DTF Score 81.58 ◇ Rank 8

Fertilizer registration index (0-7)	6.0
Time to register a new fertilizer product (days)	45
Cost to register a new fertilizer product (% income per capita)	7.8
Quality control of fertilizer index (0-7)	6.0
Importing & distributing fertilizer index (0-7)	4.0

MACHINERY | DTF Score 38.16 ◇ Rank 45

Tractor operation index (0-5)	1.5
Time to register a tractor (days)	2
Cost to register a tractor (% income per capita)	1.1
Tractor testing and standards index (0-8)	0.3
Time to obtain type approval (days)	N/A
Cost to obtain type approval (% income per capita)	N/A
Tractor import index (0-5)	3.0

FINANCE | DTF Score 92.10 ◇ Rank 1

Branchless Banking

Agent banking index (0-5)	4.5
E-money index (0-4)	3.7

Movable Collateral

Warehouse receipts index (0-5)	5.0
Doing Business - getting credit index (0-8)	8.0

Non-bank Lending Institutions

Microfinance institutions index (0-7)	5.0
Financial cooperatives index (0-7)	7.0

MARKETS | DTF Score 70.08 ◇ Rank 17

Producer organizations index (0-13)	9.1
Plant protection index (0-8)	6.0
Agricultural trade index (0-9)	6.0
Documents to export agricultural goods (number)	2
Time to export agricultural goods (days)	4
Cost to export agricultural goods (% income per capita)	0.4

TRANSPORT | DTF Score 73.92 ◇ Rank 10

Trucking licenses and operations index (0-11)	8.0
Time to obtain trucking licenses (days)	60
Cost to obtain trucking licenses (% income per capita)	3.2
Cross-border transportation index (0-9)	7.0
Time to obtain cross-border license (days)	15
Cost to obtain cross-border license (% income per capita)	0.8

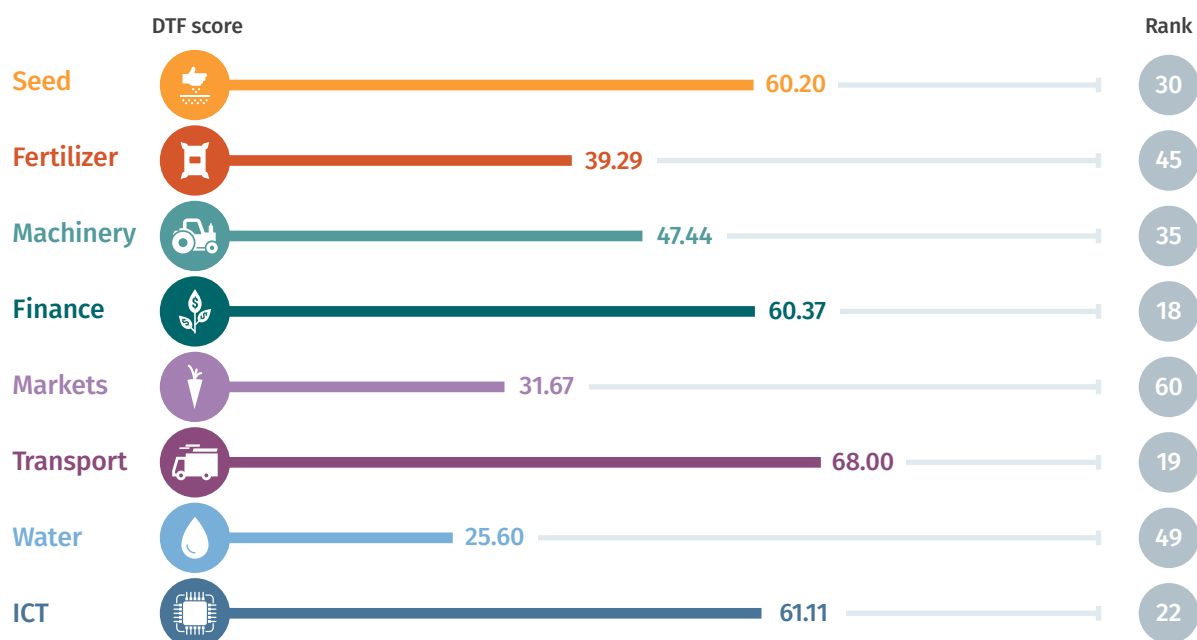
WATER | DTF Score 85.52 ◇ Rank 3

Integrated water resource management index (0-29)	23.5
Individual water use for irrigation index (0-20)	18.0

ICT | DTF Score 88.89 ◇ Rank 9

ICT index (0-9)	8.0
-----------------	-----

a. The indicators apply to the formal seed system only.

**SEED^a | DTF Score 60.20 ♦ Rank 30**

Plant breeding index (0-10)	6.0
Variety registration index (0-8)	6.5
Time to register new variety (days)	368
Cost to register new variety (% income per capita)	137.2
Seed quality control index (0-12)	3.0

FERTILIZER | DTF Score 39.29 ♦ Rank 45

Fertilizer registration index (0-7)	0.0
Time to register a new fertilizer product (days)	N/A
Cost to register a new fertilizer product (% income per capita)	N/A
Quality control of fertilizer index (0-7)	5.0
Importing & distributing fertilizer index (0-7)	6.0

MACHINERY | DTF Score 47.44 ♦ Rank 35

Tractor operation index (0-5)	1.5
Time to register a tractor (days)	N/A
Cost to register a tractor (% income per capita)	N/A
Tractor testing and standards index (0-8)	6.7
Time to obtain type approval (days)	18
Cost to obtain type approval (% income per capita)	40.5
Tractor import index (0-5)	1.5

FINANCE | DTF Score 60.37 ♦ Rank 18**Branchless Banking**

Agent banking index (0-5)	0.0
E-money index (0-4)	3.9

Movable Collateral

Warehouse receipts index (0-5)	5.0
Doing Business - getting credit index (0-8)	4.0

Non-bank Lending Institutions

Microfinance institutions index (0-7)	4.0
Financial cooperatives index (0-7)	4.0

MARKETS | DTF Score 31.67 ♦ Rank 60

Producer organizations index (0-13)	7.5
Plant protection index (0-8)	2.0
Agricultural trade index (0-9)	2.0
Documents to export agricultural goods (number)	3
Time to export agricultural goods (days)	11
Cost to export agricultural goods (% income per capita)	3.1

TRANSPORT | DTF Score 68.00 ♦ Rank 19

Trucking licenses and operations index (0-11)	5.0
Time to obtain trucking licenses (days)	3
Cost to obtain trucking licenses (% income per capita)	15.0
Cross-border transportation index (0-9)	5.0
Time to obtain cross-border license (days)	2
Cost to obtain cross-border license (% income per capita)	3.9

WATER | DTF Score 25.60 ♦ Rank 49

Integrated water resource management index (0-29)	10.5
Individual water use for irrigation index (0-20)	3.0

ICT | DTF Score 61.11 ♦ Rank 22

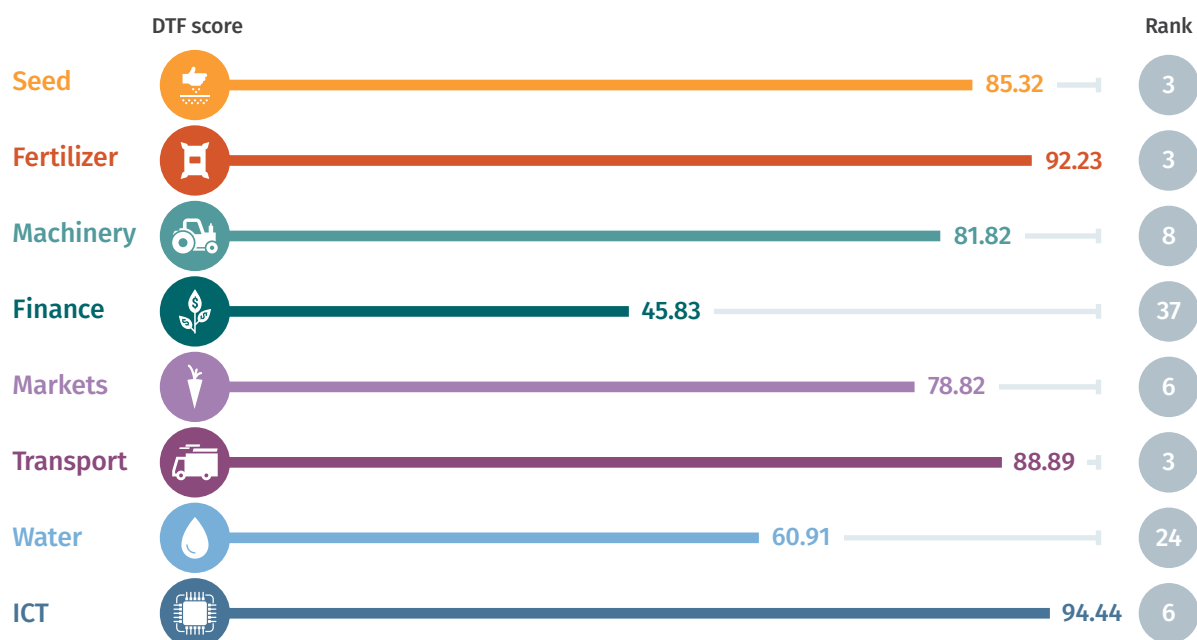
ICT index (0-9)	5.5
-----------------	-----

a. The indicators apply to the formal seed system only.



DENMARK

OECD HIGH INCOME
HIGH INCOME



SEED^a | DTF Score 85.32 ◇ Rank 3

Plant breeding index (0-10)	9.0
Variety registration index (0-8)	7.0
Time to register new variety (days)	690
Cost to register new variety (% income per capita)	7.4
Seed quality control index (0-12)	12.0

FERTILIZER | DTF Score 92.23 ◇ Rank 3

Fertilizer registration index (0-7)	6.4
Time to register a new fertilizer product (days)	31
Cost to register a new fertilizer product (% income per capita)	0.4
Quality control of fertilizer index (0-7)	6.5
Importing & distributing fertilizer index (0-7)	6.0

MACHINERY | DTF Score 81.82 ◇ Rank 8

Tractor operation index (0-5)	2.0
Time to register a tractor (days)	No data
Cost to register a tractor (% income per capita)	0.1
Tractor testing and standards index (0-8)	7.0
Time to obtain type approval (days)	No data
Cost to obtain type approval (% income per capita)	No data
Tractor import index (0-5)	5.0

FINANCE | DTF Score 45.83 ◇ Rank 37

Branchless Banking

Agent banking index (0-5)	N/A
E-money index (0-4)	3.8

Movable Collateral

Warehouse receipts index (0-5)	0.0
Doing Business - getting credit index (0-8)	7.0

Non-bank Lending Institutions

Microfinance institutions index (0-7)	N/A
Financial cooperatives index (0-7)	0.0

MARKETS | DTF Score 78.82 ◇ Rank 6

Producer organizations index (0-13)	6.5
Plant protection index (0-8)	7.0
Agricultural trade index (0-9)	7.0
Documents to export agricultural goods (number)	0
Time to export agricultural goods (days)	0
Cost to export agricultural goods (% income per capita)	0.0

TRANSPORT | DTF Score 88.89 ◇ Rank 3

Trucking licenses and operations index (0-11)	10.8
Time to obtain trucking licenses (days)	30
Cost to obtain trucking licenses (% income per capita)	0.0
Cross-border transportation index (0-9)	9.0
Time to obtain cross-border license (days)	30
Cost to obtain cross-border license (% income per capita)	0.0

WATER | DTF Score 60.91 ◇ Rank 24

Integrated water resource management index (0-29)	23.0
Individual water use for irrigation index (0-20)	8.5

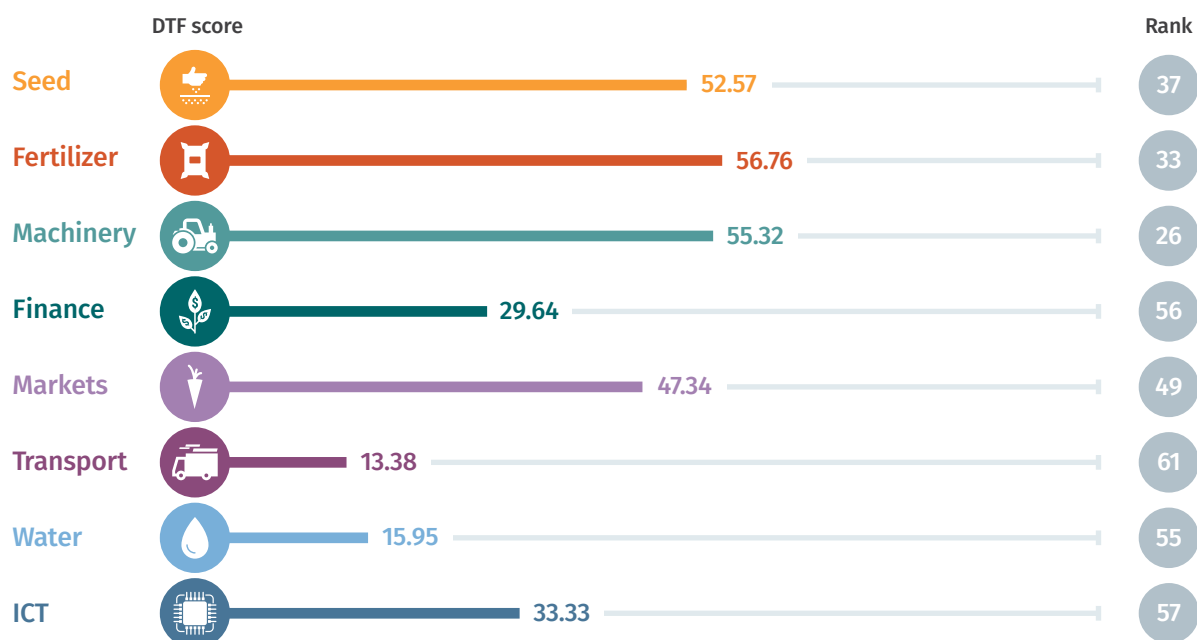
ICT | DTF Score 94.44 ◇ Rank 6

ICT index (0-9)	8.5
-----------------	-----

a. The indicators apply to the formal seed system only.

EGYPT, ARAB REP.

MIDDLE EAST & NORTH AFRICA
LOWER MIDDLE INCOME



SEED^a | DTF Score 52.57 ♦ Rank 37

Plant breeding index (0-10)	8.0
Variety registration index (0-8)	5.0
Time to register new variety (days)	599
Cost to register new variety (% income per capita)	184.3
Seed quality control index (0-12)	2.0

FERTILIZER | DTF Score 56.76 ♦ Rank 33

Fertilizer registration index (0-7)	4.4
Time to register a new fertilizer product (days)	314
Cost to register a new fertilizer product (% income per capita)	19.8
Quality control of fertilizer index (0-7)	1.5
Importing & distributing fertilizer index (0-7)	3.0

MACHINERY | DTF Score 55.32 ♦ Rank 26

Tractor operation index (0-5)	4.0
Time to register a tractor (days)	1
Cost to register a tractor (% income per capita)	1.9
Tractor testing and standards index (0-8)	2.3
Time to obtain type approval (days)	N/A
Cost to obtain type approval (% income per capita)	N/A
Tractor import index (0-5)	2.0

FINANCE | DTF Score 29.64 ♦ Rank 56

Branchless Banking

Agent banking index (0-5)	0.0
E-money index (0-4)	1.0

Movable Collateral

Warehouse receipts index (0-5)	3.0
Doing Business - getting credit index (0-8)	4.0

Non-bank Lending Institutions

Microfinance institutions index (0-7)	0.0
Financial cooperatives index (0-7)	3.0

MARKETS | DTF Score 47.34 ♦ Rank 49

Producer organizations index (0-13)	6.5
Plant protection index (0-8)	1.5
Agricultural trade index (0-9)	5.0
Documents to export agricultural goods (number)	1
Time to export agricultural goods (days)	2
Cost to export agricultural goods (% income per capita)	4.3

TRANSPORT | DTF Score 13.38 ♦ Rank 61

Trucking licenses and operations index (0-11)	1.0
Time to obtain trucking licenses (days)	N/A
Cost to obtain trucking licenses (% income per capita)	N/A
Cross-border transportation index (0-9)	4.0
Time to obtain cross-border license (days)	N/A
Cost to obtain cross-border license (% income per capita)	N/A

WATER | DTF Score 15.95 ♦ Rank 55

Integrated water resource management index (0-29)	2.0
Individual water use for irrigation index (0-20)	5.0

ICT | DTF Score 33.33 ♦ Rank 57

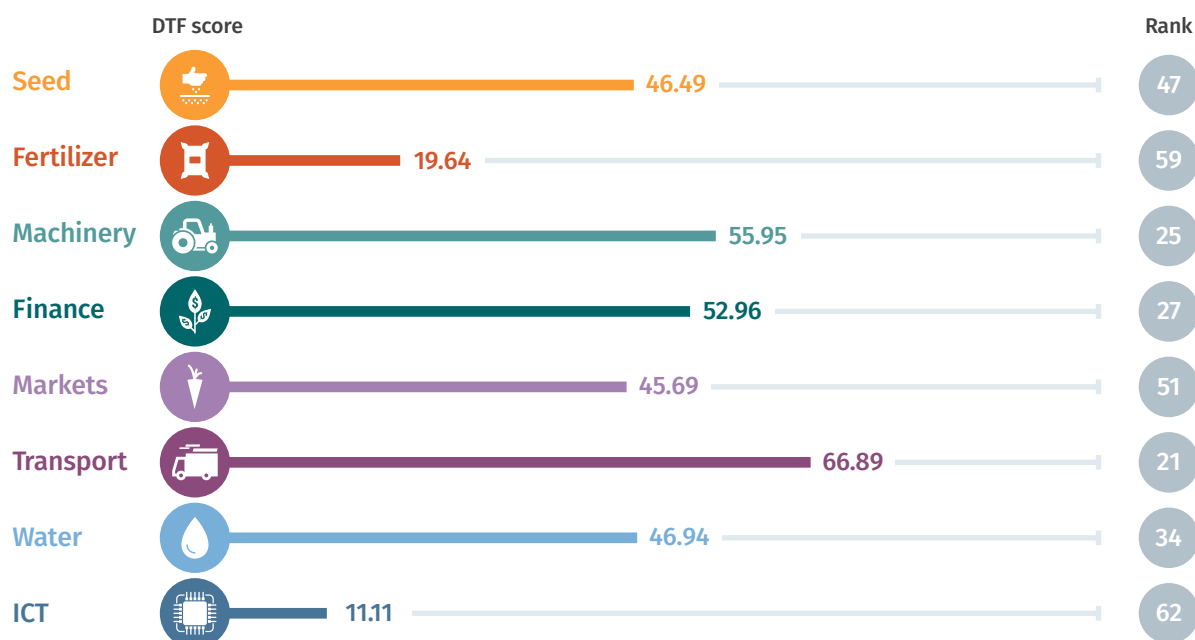
ICT index (0-9)	3.0
-----------------	-----

a. The indicators apply to the formal seed system only.



ETHIOPIA

SUB-SAHARAN AFRICA LOW INCOME



SEED^a | DTF Score 46.49 ◇ Rank 47

Plant breeding index (0-10)	5.0
Variety registration index (0-8)	4.5
Time to register new variety (days)	620
Cost to register new variety (% income per capita)	77.8
Seed quality control index (0-12)	3.0

FERTILIZER | DTF Score 19.64 ◇ Rank 59

Fertilizer registration index (0-7)	1.0
Time to register a new fertilizer product (days)	N/A
Cost to register a new fertilizer product (% income per capita)	N/A
Quality control of fertilizer index (0-7)	4.5
Importing & distributing fertilizer index (0-7)	0.0

MACHINERY | DTF Score 55.95 ◇ Rank 25

Tractor operation index (0-5)	3.5
Time to register a tractor (days)	2
Cost to register a tractor (% income per capita)	1.9
Tractor testing and standards index (0-8)	4.3
Time to obtain type approval (days)	No practice
Cost to obtain type approval (% income per capita)	No practice
Tractor import index (0-5)	3.0

FINANCE | DTF Score 52.96 ◇ Rank 27

Branchless Banking	
Agent banking index (0-5)	4.6
E-money index (0-4)	0.0

Movable Collateral

Warehouse receipts index (0-5)	5.0
Doing Business - getting credit index (0-8)	1.0

Non-bank Lending Institutions

Microfinance institutions index (0-7)	4.0
Financial cooperatives index (0-7)	4.0

MARKETS | DTF Score 45.69 ◇ Rank 51

Producer organizations index (0-13)	10.6
Plant protection index (0-8)	1.0
Agricultural trade index (0-9)	3.5
Documents to export agricultural goods (number)	3
Time to export agricultural goods (days)	3
Cost to export agricultural goods (% income per capita)	2.5

TRANSPORT | DTF Score 66.89 ◇ Rank 21

Trucking licenses and operations index (0-11)	4.0
Time to obtain trucking licenses (days)	1
Cost to obtain trucking licenses (% income per capita)	5.5
Cross-border transportation index (0-9)	4.0
Time to obtain cross-border license (days)	1
Cost to obtain cross-border license (% income per capita)	5.5

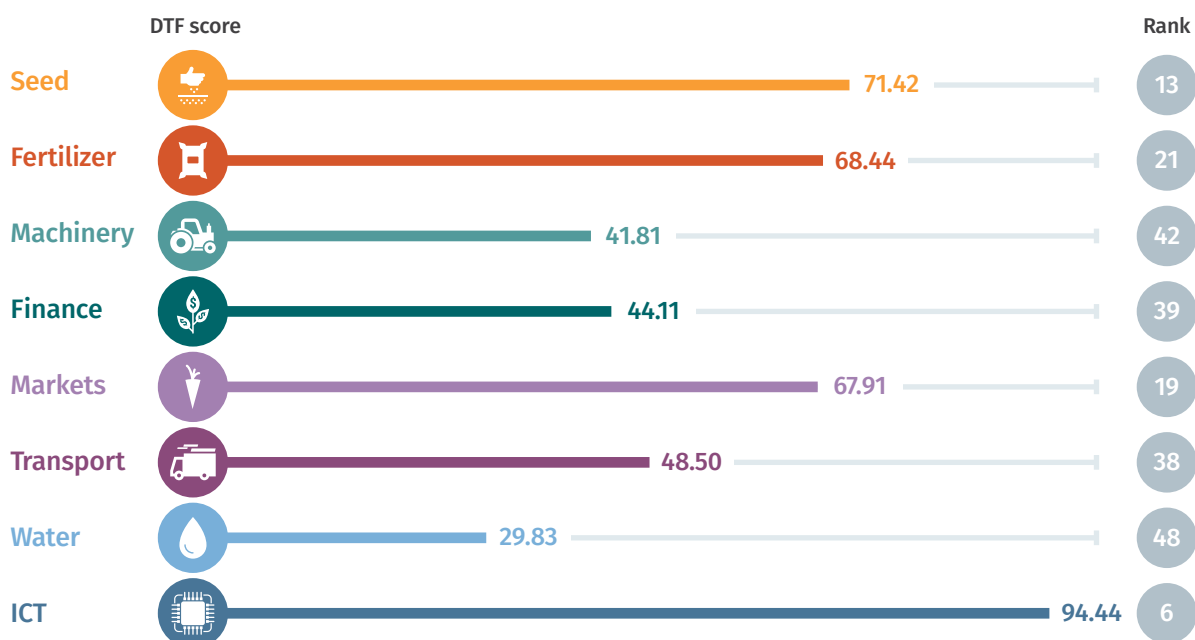
WATER | DTF Score 46.94 ◇ Rank 34

Integrated water resource management index (0-29)	12.0
Individual water use for irrigation index (0-20)	10.5

ICT | DTF Score 11.11 ◇ Rank 62

ICT index (0-9)	1.0
-----------------	-----

a. The indicators apply to the formal seed system only. Recent research estimates that 59.3% of Ethiopian farmers' households used non-commercial maize seed for planting during the 2011/2012 season. (Sheahan, M. and Barrett, C.B., 2016. Ten striking facts about agricultural input use in Sub-Saharan Africa. Food Policy.)



SEED^a | DTF Score 71.42 ♦ Rank 13

Plant breeding index (0-10)	9.0
Variety registration index (0-8)	7.0
Time to register new variety (days)	581
Cost to register new variety (% income per capita)	0.0
Seed quality control index (0-12)	4.0

FERTILIZER | DTF Score 68.44 ♦ Rank 21

Fertilizer registration index (0-7)	4.4
Time to register a new fertilizer product (days)	730
Cost to register a new fertilizer product (% income per capita)	16.7
Quality control of fertilizer index (0-7)	4.5
Importing & distributing fertilizer index (0-7)	6.0

MACHINERY | DTF Score 41.81 ♦ Rank 42

Tractor operation index (0-5)	0.5
Time to register a tractor (days)	1
Cost to register a tractor (% income per capita)	0.7
Tractor testing and standards index (0-8)	0.0
Time to obtain type approval (days)	N/A
Cost to obtain type approval (% income per capita)	N/A
Tractor import index (0-5)	5.0

FINANCE | DTF Score 44.11 ♦ Rank 39

Branchless Banking

Agent banking index (0-5)	0.0
E-money index (0-4)	2.0

Movable Collateral

Warehouse receipts index (0-5)	3.5
Doing Business - getting credit index (0-8)	7.0

Non-bank Lending Institutions

Microfinance institutions index (0-7)	0.0
Financial cooperatives index (0-7)	4.0

MARKETS | DTF Score 67.91 ♦ Rank 19

Producer organizations index (0-13)	6.5
Plant protection index (0-8)	5.5
Agricultural trade index (0-9)	6.5
Documents to export agricultural goods (number)	1
Time to export agricultural goods (days)	3
Cost to export agricultural goods (% income per capita)	0.3

TRANSPORT | DTF Score 48.50 ♦ Rank 38

Trucking licenses and operations index (0-11)	2.0
Time to obtain trucking licenses (days)	N/A
Cost to obtain trucking licenses (% income per capita)	N/A
Cross-border transportation index (0-9)	7.0
Time to obtain cross-border license (days)	3
Cost to obtain cross-border license (% income per capita)	0.8

WATER | DTF Score 29.83 ♦ Rank 48

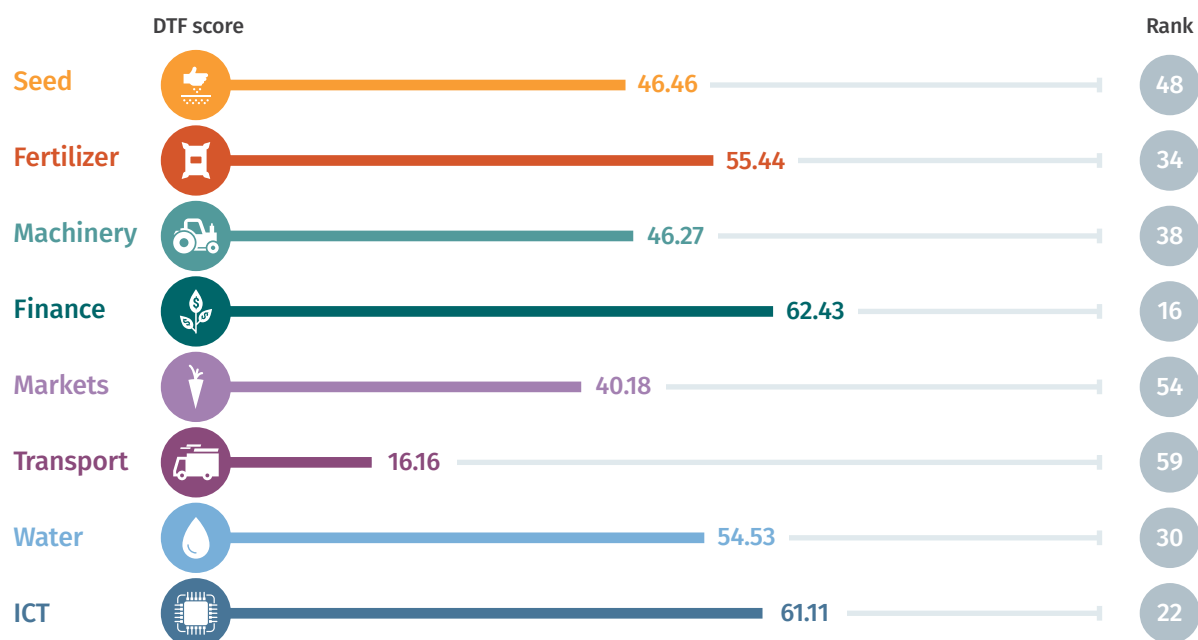
Integrated water resource management index (0-29)	11.5
Individual water use for irrigation index (0-20)	4.0

ICT | DTF Score 94.44 ♦ Rank 6

ICT index (0-9)	8.5
-----------------	-----

a. The indicators apply to the formal seed system only.



**SEED^a | DTF Score 46.46 ◇ Rank 48**

Plant breeding index (0-10)	4.0
Variety registration index (0-8)	6.0
Time to register new variety (days)	757
Cost to register new variety (% income per capita)	1091.6
Seed quality control index (0-12)	8.5

FERTILIZER | DTF Score 55.44 ◇ Rank 34

Fertilizer registration index (0-7)	3.4
Time to register a new fertilizer product (days)	231
Cost to register a new fertilizer product (% income per capita)	377.0
Quality control of fertilizer index (0-7)	5.0
Importing & distributing fertilizer index (0-7)	2.5

MACHINERY | DTF Score 46.27 ◇ Rank 38

Tractor operation index (0-5)	3.5
Time to register a tractor (days)	30
Cost to register a tractor (% income per capita)	10.1
Tractor testing and standards index (0-8)	2.0
Time to obtain type approval (days)	N/A
Cost to obtain type approval (% income per capita)	N/A
Tractor import index (0-5)	5.0

FINANCE | DTF Score 62.43 ◇ Rank 16**Branchless Banking**

Agent banking index (0-5)	4.2
E-money index (0-4)	3.5

Movable Collateral

Warehouse receipts index (0-5)	0.0
Doing Business - getting credit index (0-8)	6.0

Non-bank Lending Institutions

Microfinance institutions index (0-7)	4.0
Financial cooperatives index (0-7)	5.0

MARKETS | DTF Score 40.18 ◇ Rank 54

Producer organizations index (0-13)	5.9
Plant protection index (0-8)	3.0
Agricultural trade index (0-9)	2.0
Documents to export agricultural goods (number)	3
Time to export agricultural goods (days)	No data
Cost to export agricultural goods (% income per capita)	1.0

TRANSPORT | DTF Score 16.16 ◇ Rank 59

Trucking licenses and operations index (0-11)	1.0
Time to obtain trucking licenses (days)	N/A
Cost to obtain trucking licenses (% income per capita)	N/A
Cross-border transportation index (0-9)	5.0
Time to obtain cross-border license (days)	No practice
Cost to obtain cross-border license (% income per capita)	No practice

WATER | DTF Score 54.53 ◇ Rank 30

Integrated water resource management index (0-29)	13.5
Individual water use for irrigation index (0-20)	12.5

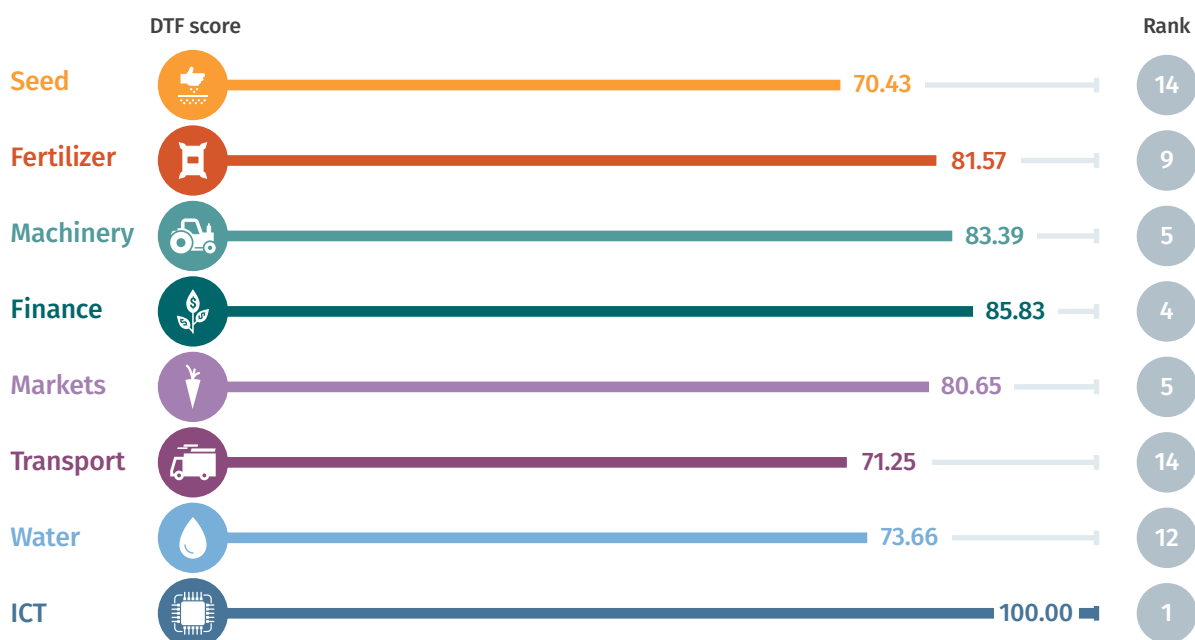
ICT | DTF Score 61.11 ◇ Rank 22

ICT index (0-9)	5.5
-----------------	-----

a. The indicators apply to the formal seed system only.

GREECE

OECD HIGH INCOME
HIGH INCOME



SEED^a | DTF Score 70.43 ♦ Rank 14

Plant breeding index (0-10)	8.0
Variety registration index (0-8)	5.0
Time to register new variety (days)	729
Cost to register new variety (% income per capita)	8.7
Seed quality control index (0-12)	9.5

FERTILIZER | DTF Score 81.57 ♦ Rank 9

Fertilizer registration index (0-7)	7.0
Time to register a new fertilizer product (days)	186
Cost to register a new fertilizer product (% income per capita)	2.4
Quality control of fertilizer index (0-7)	6.5
Importing & distributing fertilizer index (0-7)	3.0

MACHINERY | DTF Score 83.39 ♦ Rank 5

Tractor operation index (0-5)	2.0
Time to register a tractor (days)	4
Cost to register a tractor (% income per capita)	0.1
Tractor testing and standards index (0-8)	7.0
Time to obtain type approval (days)	35
Cost to obtain type approval (% income per capita)	1.2
Tractor import index (0-5)	5.0

FINANCE | DTF Score 85.83 ♦ Rank 4

Branchless Banking

Agent banking index (0-5)	N/A
E-money index (0-4)	3.8

Movable Collateral

Warehouse receipts index (0-5)	4.5
Doing Business - getting credit index (0-8)	3.0

Non-bank Lending Institutions

Microfinance institutions index (0-7)	N/A
Financial cooperatives index (0-7)	7.0

MARKETS | DTF Score 80.65 ♦ Rank 5

Producer organizations index (0-13)	9.9
Plant protection index (0-8)	6.0
Agricultural trade index (0-9)	5.5
Documents to export agricultural goods (number)	0
Time to export agricultural goods (days)	0
Cost to export agricultural goods (% income per capita)	0.0

TRANSPORT | DTF Score 71.25 ♦ Rank 14

Trucking licenses and operations index (0-11)	8.8
Time to obtain trucking licenses (days)	60
Cost to obtain trucking licenses (% income per capita)	3.1
Cross-border transportation index (0-9)	9.0
Time to obtain cross-border license (days)	60
Cost to obtain cross-border license (% income per capita)	3.8

WATER | DTF Score 73.66 ♦ Rank 12

Integrated water resource management index (0-29)	27.5
Individual water use for irrigation index (0-20)	10.5

ICT | DTF Score 100.00 ♦ Rank 1

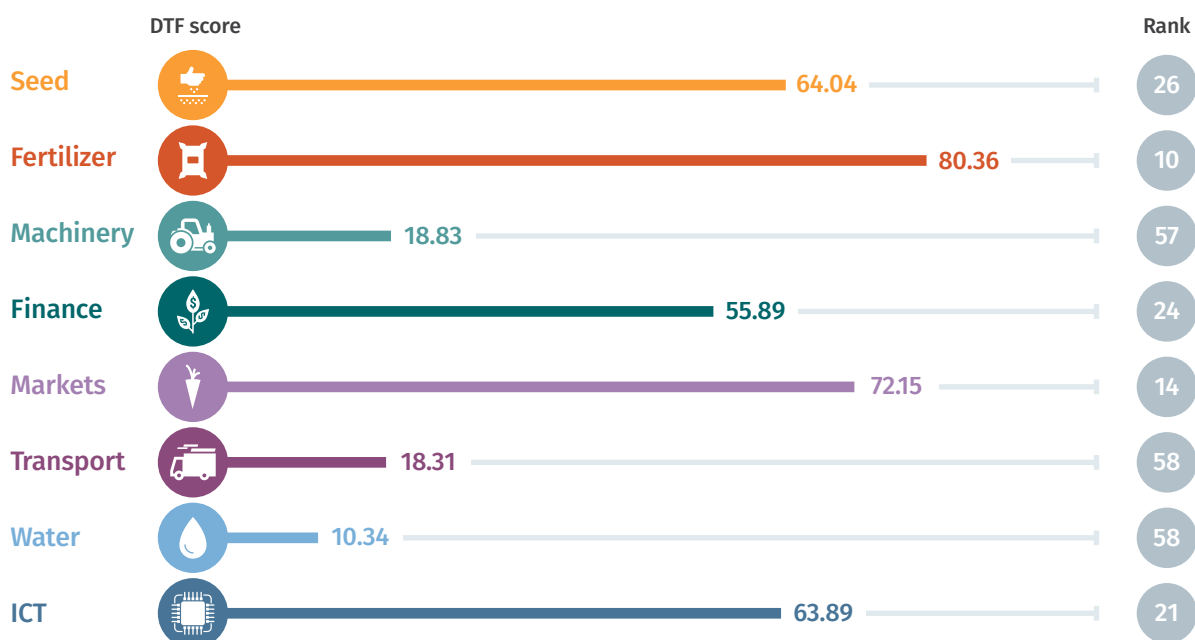
ICT index (0-9)	9.0
-----------------	-----

a. The indicators apply to the formal seed system only.



GUATEMALA

LATIN AMERICA & CARIBBEAN LOWER MIDDLE INCOME



SEED^a | DTF Score 64.04 ◇ Rank 26

Plant breeding index (0-10)	5.0
Variety registration index (0-8)	4.5
Time to register new variety (days)	166
Cost to register new variety (% income per capita)	1.9
Seed quality control index (0-12)	6.0

FERTILIZER | DTF Score 80.36 ◇ Rank 10

Fertilizer registration index (0-7)	4.8
Time to register a new fertilizer product (days)	113
Cost to register a new fertilizer product (% income per capita)	1.2
Quality control of fertilizer index (0-7)	7.0
Importing & distributing fertilizer index (0-7)	3.5

MACHINERY | DTF Score 18.83 ◇ Rank 57

Tractor operation index (0-5)	0.0
Time to register a tractor (days)	N/A
Cost to register a tractor (% income per capita)	N/A
Tractor testing and standards index (0-8)	0.3
Time to obtain type approval (days)	N/A
Cost to obtain type approval (% income per capita)	N/A
Tractor import index (0-5)	4.5

FINANCE | DTF Score 55.89 ◇ Rank 24

Branchless Banking

Agent banking index (0-5)	4.5
E-money index (0-4)	1.0

Movable Collateral

Warehouse receipts index (0-5)	4.5
Doing Business - getting credit index (0-8)	7.0

Non-bank Lending Institutions

Microfinance institutions index (0-7)	0.0
Financial cooperatives index (0-7)	3.0

MARKETS | DTF Score 72.15 ◇ Rank 14

Producer organizations index (0-13)	7.0
Plant protection index (0-8)	6.0
Agricultural trade index (0-9)	6.5
Documents to export agricultural goods (number)	1
Time to export agricultural goods (days)	1
Cost to export agricultural goods (% income per capita)	0.2

TRANSPORT | DTF Score 18.31 ◇ Rank 58

Trucking licenses and operations index (0-11)	3.2
Time to obtain trucking licenses (days)	N/A
Cost to obtain trucking licenses (% income per capita)	N/A
Cross-border transportation index (0-9)	4.0
Time to obtain cross-border license (days)	N/A
Cost to obtain cross-border license (% income per capita)	N/A

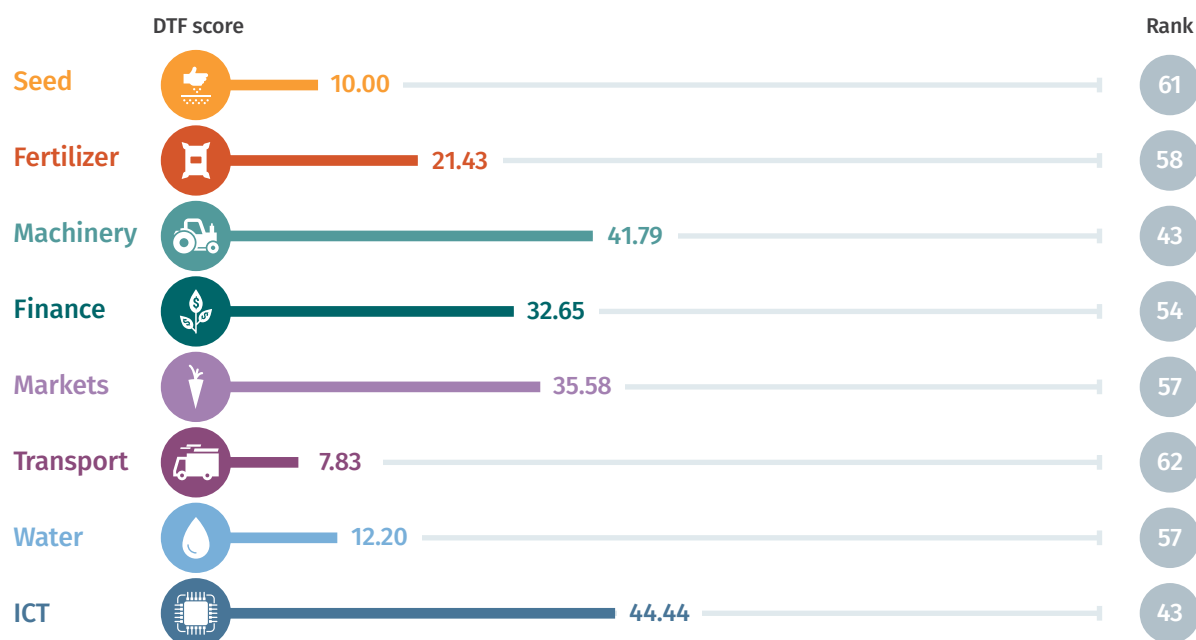
WATER | DTF Score 10.34 ◇ Rank 58

Integrated water resource management index (0-29)	6.0
Individual water use for irrigation index (0-20)	0.0

ICT | DTF Score 63.89 ◇ Rank 21

ICT index (0-9)	5.8
-----------------	-----

a. The indicators apply to the formal seed system only.

**SEED^a | DTF Score 10.00 ◇ Rank 61**

Plant breeding index (0-10)	4.0
Variety registration index (0-8)	0.0
Time to register new variety (days)	No practice
Cost to register new variety (% income per capita)	No practice
Seed quality control index (0-12)	0.0

FERTILIZER | DTF Score 21.43 ◇ Rank 58

Fertilizer registration index (0-7)	0.0
Time to register a new fertilizer product (days)	N/A
Cost to register a new fertilizer product (% income per capita)	N/A
Quality control of fertilizer index (0-7)	0.0
Importing & distributing fertilizer index (0-7)	6.0

MACHINERY | DTF Score 41.79 ◇ Rank 43

Tractor operation index (0-5)	2.5
Time to register a tractor (days)	5
Cost to register a tractor (% income per capita)	40.8
Tractor testing and standards index (0-8)	0.3
Time to obtain type approval (days)	N/A
Cost to obtain type approval (% income per capita)	N/A
Tractor import index (0-5)	5.0

FINANCE | DTF Score 32.65 ◇ Rank 54**Branchless Banking**

Agent banking index (0-5)	3.7
E-money index (0-4)	1.0

Movable Collateral

Warehouse receipts index (0-5)	0.0
Doing Business - getting credit index (0-8)	2.0

Non-bank Lending Institutions

Microfinance institutions index (0-7)	0.0
Financial cooperatives index (0-7)	5.0

MARKETS | DTF Score 35.58 ◇ Rank 57

Producer organizations index (0-13)	4.5
Plant protection index (0-8)	0.0
Agricultural trade index (0-9)	No data
Documents to export agricultural goods (number)	1
Time to export agricultural goods (days)	No data
Cost to export agricultural goods (% income per capita)	1.6

TRANSPORT | DTF Score 7.83 ◇ Rank 62

Trucking licenses and operations index (0-11)	1.0
Time to obtain trucking licenses (days)	N/A
Cost to obtain trucking licenses (% income per capita)	N/A
Cross-border transportation index (0-9)	2.0
Time to obtain cross-border license (days)	N/A
Cost to obtain cross-border license (% income per capita)	N/A

WATER | DTF Score 12.20 ◇ Rank 57

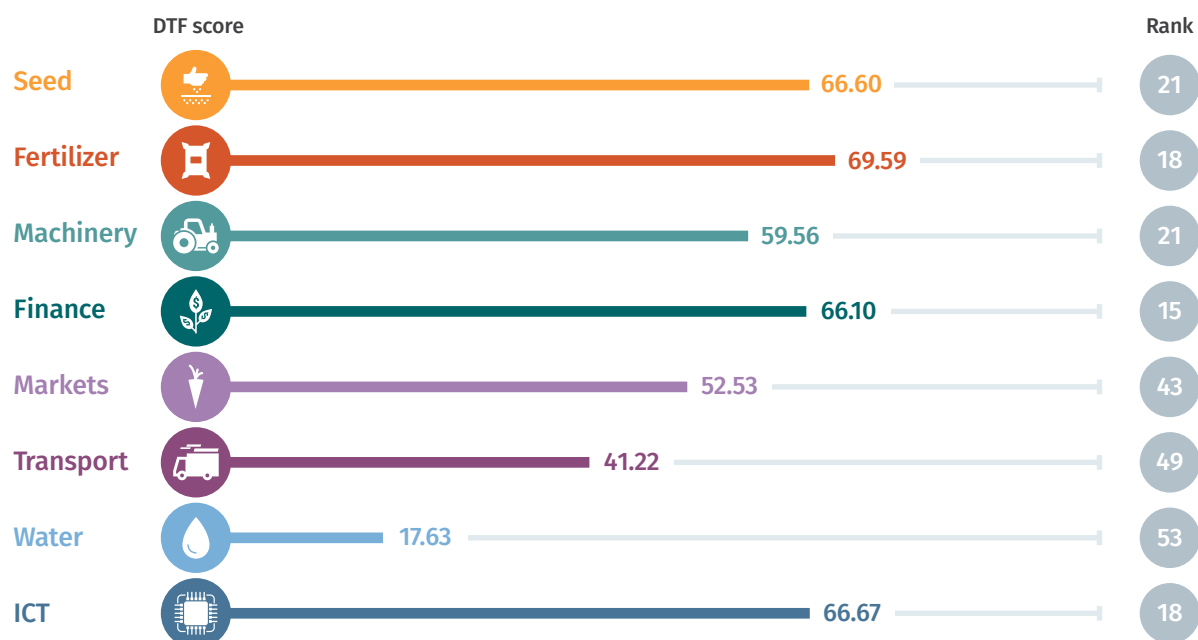
Integrated water resource management index (0-29)	2.0
Individual water use for irrigation index (0-20)	3.5

ICT | DTF Score 44.44 ◇ Rank 43

ICT index (0-9)	4.0
-----------------	-----

a. The indicators apply to the formal seed system only. Recent research estimates that 94.7% of the seed used by farmers in Haiti in 2010 were sourced in the informal seed sector. (McGuire, S. and Sperling, L., 2016. Seed systems smallholder farmers use. Food Security, 8(1), pp.179-195.)



**SEED^a | DTF Score 66.60 ◇ Rank 21**

Plant breeding index (0-10)	8.0
Variety registration index (0-8)	6.0
Time to register new variety (days)	397
Cost to register new variety (% income per capita)	98.7
Seed quality control index (0-12)	4.5

FERTILIZER | DTF Score 69.59 ◇ Rank 18

Fertilizer registration index (0-7)	5.0
Time to register a new fertilizer product (days)	804
Cost to register a new fertilizer product (% income per capita)	171
Quality control of fertilizer index (0-7)	3.5
Importing & distributing fertilizer index (0-7)	7.0

MACHINERY | DTF Score 59.56 ◇ Rank 21

Tractor operation index (0-5)	3.5
Time to register a tractor (days)	7
Cost to register a tractor (% income per capita)	0.2
Tractor testing and standards index (0-8)	3.8
Time to obtain type approval (days)	270
Cost to obtain type approval (% income per capita)	604.4
Tractor import index (0-5)	4.5

FINANCE | DTF Score 66.10 ◇ Rank 15**Branchless Banking**

Agent banking index (0-5)	4.9
E-money index (0-4)	3.8

Movable Collateral

Warehouse receipts index (0-5)	5.0
Doing Business - getting credit index (0-8)	5.0

Non-bank Lending Institutions

Microfinance institutions index (0-7)	0.0
Financial cooperatives index (0-7)	3.0

MARKETS | DTF Score 52.53 ◇ Rank 43

Producer organizations index (0-13)	6.2
Plant protection index (0-8)	6.0
Agricultural trade index (0-9)	4.5
Documents to export agricultural goods (number)	3
Time to export agricultural goods (days)	8
Cost to export agricultural goods (% income per capita)	2.0

TRANSPORT | DTF Score 41.22 ◇ Rank 49

Trucking licenses and operations index (0-11)	9.3
Time to obtain trucking licenses (days)	8
Cost to obtain trucking licenses (% income per capita)	24.0
Cross-border transportation index (0-9)	2.0
Time to obtain cross-border license (days)	N/A
Cost to obtain cross-border license (% income per capita)	N/A

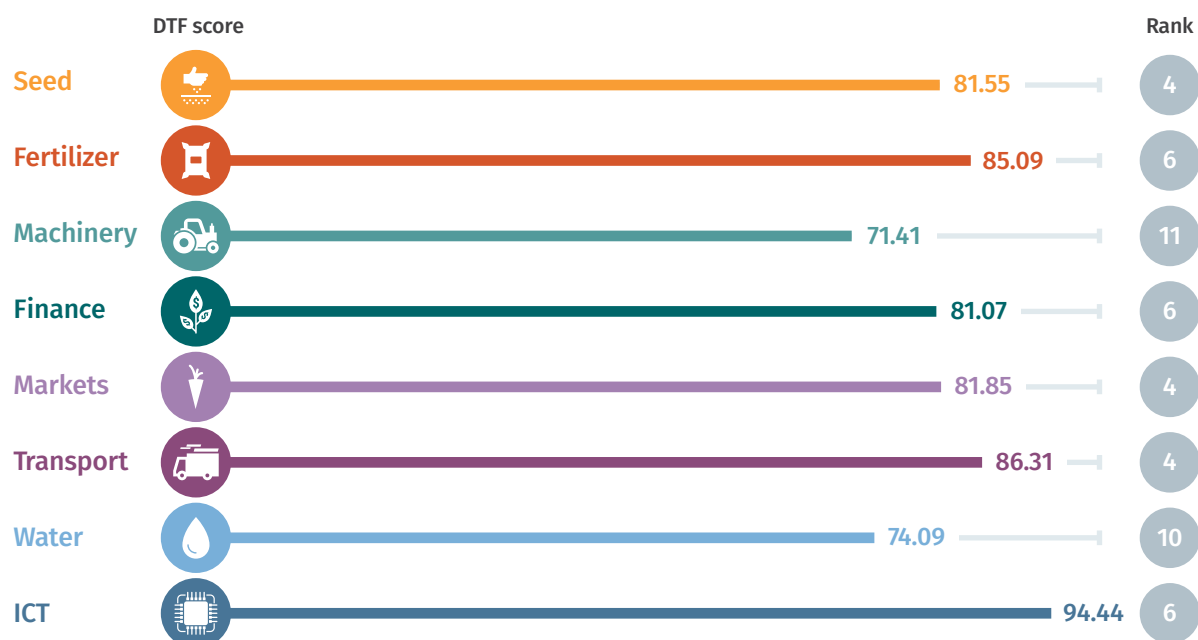
WATER | DTF Score 17.63 ◇ Rank 53

Integrated water resource management index (0-29)	9.5
Individual water use for irrigation index (0-20)	0.5

ICT | DTF Score 66.67 ◇ Rank 18

ICT index (0-9)	6.0
-----------------	-----

a. The indicators apply to the formal seed system only.



SEED^a | DTF Score 81.55 ◇ Rank 4

Plant breeding index (0-10)	10.0
Variety registration index (0-8)	5.5
Time to register new variety (days)	624
Cost to register new variety (% income per capita)	5.6
Seed quality control index (0-12)	10.5

FERTILIZER | DTF Score 85.09 ◇ Rank 6

Fertilizer registration index (0-7)	6.0
Time to register a new fertilizer product (days)	450
Cost to register a new fertilizer product (% income per capita)	11.2
Quality control of fertilizer index (0-7)	6.5
Importing & distributing fertilizer index (0-7)	6.0

MACHINERY | DTF Score 71.41 ◇ Rank 11

Tractor operation index (0-5)	2.0
Time to register a tractor (days)	6
Cost to register a tractor (% income per capita)	0.4
Tractor testing and standards index (0-8)	7.0
Time to obtain type approval (days)	170
Cost to obtain type approval (% income per capita)	No data
Tractor import index (0-5)	5.0

FINANCE | DTF Score 81.07 ◇ Rank 6

Branchless Banking

Agent banking index (0-5)	N/A
E-money index (0-4)	3.8

Movable Collateral

Warehouse receipts index (0-5)	4.5
Doing Business - getting credit index (0-8)	3.0

Non-bank Lending Institutions

Microfinance institutions index (0-7)	N/A
Financial cooperatives index (0-7)	6.0

MARKETS | DTF Score 81.85 ◇ Rank 4

Producer organizations index (0-13)	8.8
Plant protection index (0-8)	7.0
Agricultural trade index (0-9)	6.5
Documents to export agricultural goods (number)	0
Time to export agricultural goods (days)	0
Cost to export agricultural goods (% income per capita)	0.0

TRANSPORT | DTF Score 86.31 ◇ Rank 4

Trucking licenses and operations index (0-11)	9.8
Time to obtain trucking licenses (days)	30
Cost to obtain trucking licenses (% income per capita)	0.7
Cross-border transportation index (0-9)	9.0
Time to obtain cross-border license (days)	30
Cost to obtain cross-border license (% income per capita)	0.2

WATER | DTF Score 74.09 ◇ Rank 10

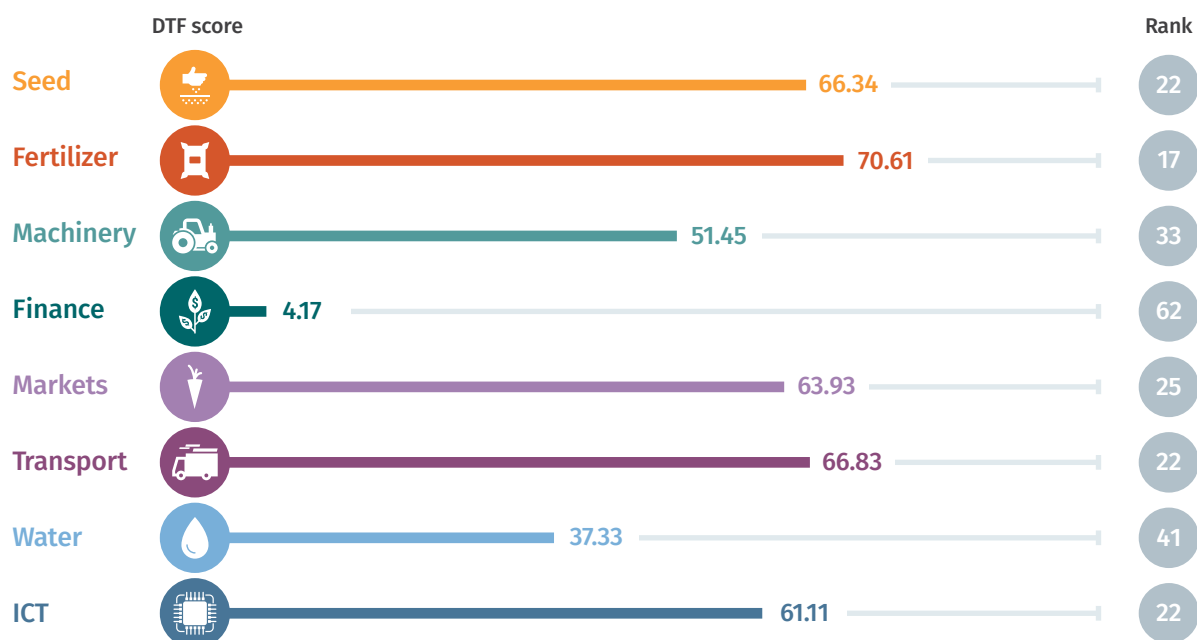
Integrated water resource management index (0-29)	20.5
Individual water use for irrigation index (0-20)	15.5

ICT | DTF Score 94.44 ◇ Rank 6

ICT index (0-9)	8.5
-----------------	-----

a. The indicators apply to the formal seed system only.





SEED^a | DTF Score 66.34 ◇ Rank 22

Plant breeding index (0-10)	10.0
Variety registration index (0-8)	6.0
Time to register new variety (days)	514
Cost to register new variety (% income per capita)	57.8
Seed quality control index (0-12)	3.0

FERTILIZER | DTF Score 70.61 ◇ Rank 17

Fertilizer registration index (0-7)	4.4
Time to register a new fertilizer product (days)	45
Cost to register a new fertilizer product (% income per capita)	0.9
Quality control of fertilizer index (0-7)	3.5
Importing & distributing fertilizer index (0-7)	5.0

MACHINERY | DTF Score 51.45 ◇ Rank 33

Tractor operation index (0-5)	4.0
Time to register a tractor (days)	1
Cost to register a tractor (% income per capita)	20.2
Tractor testing and standards index (0-8)	1.2
Time to obtain type approval (days)	N/A
Cost to obtain type approval (% income per capita)	N/A
Tractor import index (0-5)	4.5

FINANCE | DTF Score 4.17 ◇ Rank 62

Branchless Banking

Agent banking index (0-5)	0.0
E-money index (0-4)	1.0

Movable Collateral

Warehouse receipts index (0-5)	0.0
Doing Business - getting credit index (0-8)	0.0

Non-bank Lending Institutions

Microfinance institutions index (0-7)	0.0
Financial cooperatives index (0-7)	0.0

MARKETS | DTF Score 63.93 ◇ Rank 25

Producer organizations index (0-13)	5.9
Plant protection index (0-8)	4.5
Agricultural trade index (0-9)	6.0
Documents to export agricultural goods (number)	1
Time to export agricultural goods (days)	1
Cost to export agricultural goods (% income per capita)	0.1

TRANSPORT | DTF Score 66.83 ◇ Rank 22

Trucking licenses and operations index (0-11)	4.5
Time to obtain trucking licenses (days)	4
Cost to obtain trucking licenses (% income per capita)	15.5
Cross-border transportation index (0-9)	5.0
Time to obtain cross-border license (days)	4
Cost to obtain cross-border license (% income per capita)	0.5

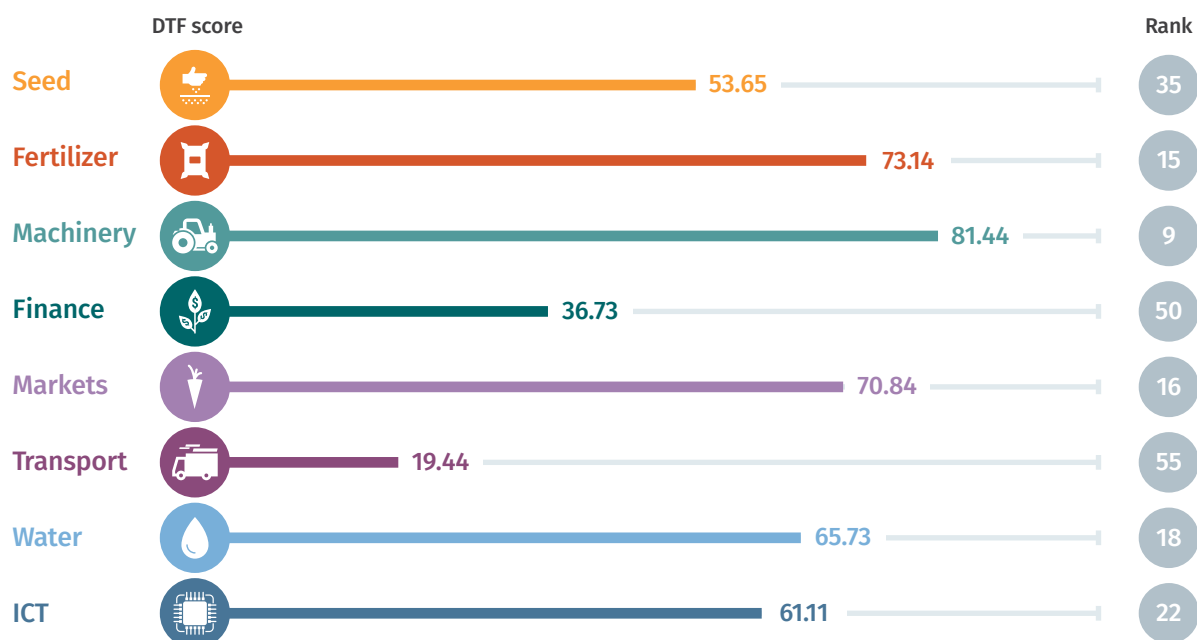
WATER | DTF Score 37.33 ◇ Rank 41

Integrated water resource management index (0-29)	11.5
Individual water use for irrigation index (0-20)	7.0

ICT | DTF Score 61.11 ◇ Rank 22

ICT index (0-9)	5.5
-----------------	-----

a. The indicators apply to the formal seed system only.

**SEED^a | DTF Score 53.65 ◇ Rank 35**

Plant breeding index (0-10)	10.0
Variety registration index (0-8)	6.5
Time to register new variety (days)	No practice
Cost to register new variety (% income per capita)	No practice
Seed quality control index (0-12)	4.0

FERTILIZER | DTF Score 73.14 ◇ Rank 15

Fertilizer registration index (0-7)	2.9
Time to register a new fertilizer product (days)	246
Cost to register a new fertilizer product (% income per capita)	11.7
Quality control of fertilizer index (0-7)	5.0
Importing & distributing fertilizer index (0-7)	6.5

MACHINERY | DTF Score 81.44 ◇ Rank 9

Tractor operation index (0-5)	2.5
Time to register a tractor (days)	10
Cost to register a tractor (% income per capita)	0.0
Tractor testing and standards index (0-8)	6.2
Time to obtain type approval (days)	15
Cost to obtain type approval (% income per capita)	6.9
Tractor import index (0-5)	5.0

FINANCE | DTF Score 36.73 ◇ Rank 50**Branchless Banking**

Agent banking index (0-5)	0.0
E-money index (0-4)	1.0

Movable Collateral

Warehouse receipts index (0-5)	4.5
Doing Business - getting credit index (0-8)	5.0

Non-bank Lending Institutions

Microfinance institutions index (0-7)	0.0
Financial cooperatives index (0-7)	3.0

MARKETS | DTF Score 70.84 ◇ Rank 16

Producer organizations index (0-13)	10.5
Plant protection index (0-8)	5.5
Agricultural trade index (0-9)	7.0
Documents to export agricultural goods (number)	3
Time to export agricultural goods (days)	5
Cost to export agricultural goods (% income per capita)	0.6

TRANSPORT | DTF Score 19.44 ◇ Rank 55

Trucking licenses and operations index (0-11)	3.7
Time to obtain trucking licenses (days)	N/A
Cost to obtain trucking licenses (% income per capita)	N/A
Cross-border transportation index (0-9)	4.0
Time to obtain cross-border license (days)	N/A
Cost to obtain cross-border license (% income per capita)	N/A

WATER | DTF Score 65.73 ◇ Rank 18

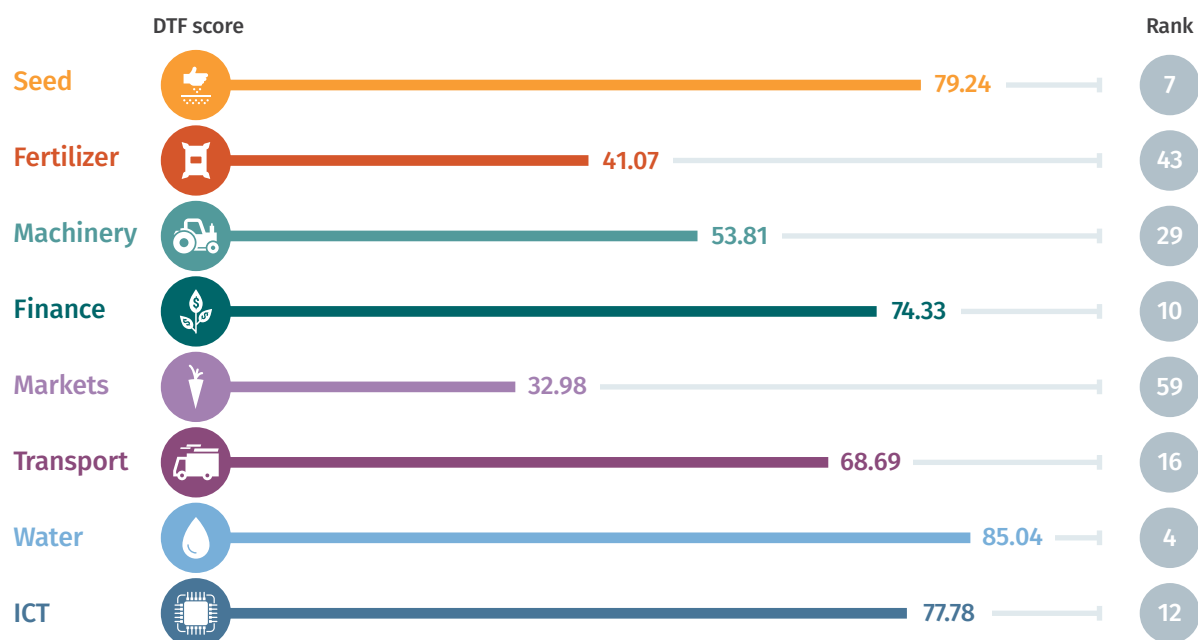
Integrated water resource management index (0-29)	20.0
Individual water use for irrigation index (0-20)	12.5

ICT | DTF Score 61.11 ◇ Rank 22

ICT index (0-9)	5.5
-----------------	-----

a. The indicators apply to the formal seed system only.



**SEED^a | DTF Score 79.24 ♦ Rank 7**

Plant breeding index (0-10)	10.0
Variety registration index (0-8)	7.0
Time to register new variety (days)	322
Cost to register new variety (% income per capita)	123.2
Seed quality control index (0-12)	6.0

FERTILIZER | DTF Score 41.07 ♦ Rank 43

Fertilizer registration index (0-7)	1.5
Time to register a new fertilizer product (days)	N/A
Cost to register a new fertilizer product (% income per capita)	N/A
Quality control of fertilizer index (0-7)	4.0
Importing & distributing fertilizer index (0-7)	6.0

MACHINERY | DTF Score 53.81 ♦ Rank 29

Tractor operation index (0-5)	2.5
Time to register a tractor (days)	7
Cost to register a tractor (% income per capita)	2.0
Tractor testing and standards index (0-8)	2.7
Time to obtain type approval (days)	N/A
Cost to obtain type approval (% income per capita)	N/A
Tractor import index (0-5)	5.0

FINANCE | DTF Score 74.33 ♦ Rank 10**Branchless Banking**

Agent banking index (0-5)	4.2
E-money index (0-4)	4.0

Movable Collateral

Warehouse receipts index (0-5)	0.0
Doing Business - getting credit index (0-8)	5.0

Non-bank Lending Institutions

Microfinance institutions index (0-7)	7.0
Financial cooperatives index (0-7)	7.0

MARKETS | DTF Score 32.98 ♦ Rank 59

Producer organizations index (0-13)	6.9
Plant protection index (0-8)	1.5
Agricultural trade index (0-9)	3.5
Documents to export agricultural goods (number)	4
Time to export agricultural goods (days)	4
Cost to export agricultural goods (% income per capita)	5.6

TRANSPORT | DTF Score 68.69 ♦ Rank 16

Trucking licenses and operations index (0-11)	3.5
Time to obtain trucking licenses (days)	1
Cost to obtain trucking licenses (% income per capita)	2.2
Cross-border transportation index (0-9)	6.0
Time to obtain cross-border license (days)	10
Cost to obtain cross-border license (% income per capita)	14.9

WATER | DTF Score 85.04 ♦ Rank 4

Integrated water resource management index (0-29)	22.5
Individual water use for irrigation index (0-20)	18.5

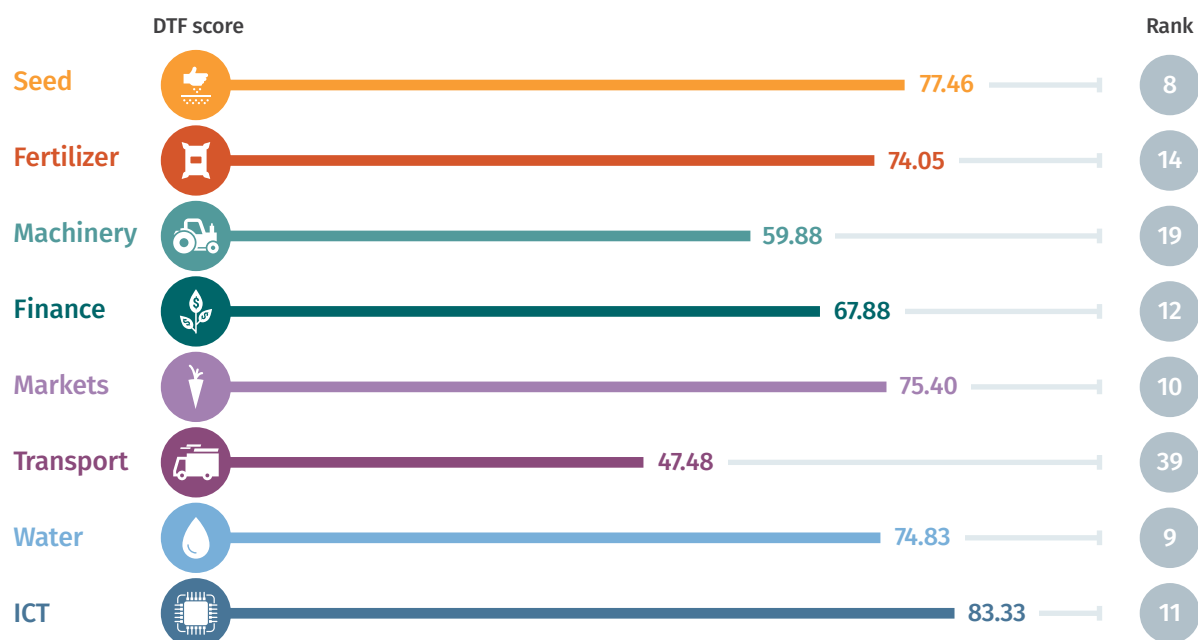
ICT | DTF Score 77.78 ♦ Rank 12

ICT index (0-9)	7.0
-----------------	-----

a. The indicators apply to the formal seed system only. Recent research estimates that 82.3% of the seed used by farmers in Kenya in 2011 were sourced in the informal seed sector. (McGuire, S. and Sperling, L., 2016. Seed systems smallholder farmers use. Food Security, 8(1), pp179-195.)

KOREA, REP.

OECD HIGH INCOME
HIGH INCOME



SEED^a | DTF Score 77.46 ◇ Rank 8

Plant breeding index (0-10)	9.0
Variety registration index (0-8)	5.0
Time to register new variety (days)	298
Cost to register new variety (% income per capita)	2.0
Seed quality control index (0-12)	5.3

FERTILIZER | DTF Score 74.05 ◇ Rank 14

Fertilizer registration index (0-7)	4.5
Time to register a new fertilizer product (days)	459
Cost to register a new fertilizer product (% income per capita)	25.0
Quality control of fertilizer index (0-7)	4.0
Importing & distributing fertilizer index (0-7)	7.0

MACHINERY | DTF Score 59.88 ◇ Rank 19

Tractor operation index (0-5)	1.0
Time to register a tractor (days)	N/A
Cost to register a tractor (% income per capita)	N/A
Tractor testing and standards index (0-8)	7.0
Time to obtain type approval (days)	45
Cost to obtain type approval (% income per capita)	8.0
Tractor import index (0-5)	5.0

FINANCE | DTF Score 67.88 ◇ Rank 12

Branchless Banking

Agent banking index (0-5)	N/A
E-money index (0-4)	2.2

Movable Collateral

Warehouse receipts index (0-5)	3.3
Doing Business - getting credit index (0-8)	5.0

Non-bank Lending Institutions

Microfinance institutions index (0-7)	N/A
Financial cooperatives index (0-7)	6.0

MARKETS | DTF Score 75.40 ◇ Rank 10

Producer organizations index (0-13)	7.9
Plant protection index (0-8)	5.8
Agricultural trade index (0-9)	7.5
Documents to export agricultural goods (number)	1
Time to export agricultural goods (days)	2
Cost to export agricultural goods (% income per capita)	0.0

TRANSPORT | DTF Score 47.48 ◇ Rank 39

Trucking licenses and operations index (0-11)	6.0
Time to obtain trucking licenses (days)	20
Cost to obtain trucking licenses (% income per capita)	0.1
Cross-border transportation index (0-9)	0.0
Time to obtain cross-border license (days)	N/A
Cost to obtain cross-border license (% income per capita)	N/A

WATER | DTF Score 74.83 ◇ Rank 9

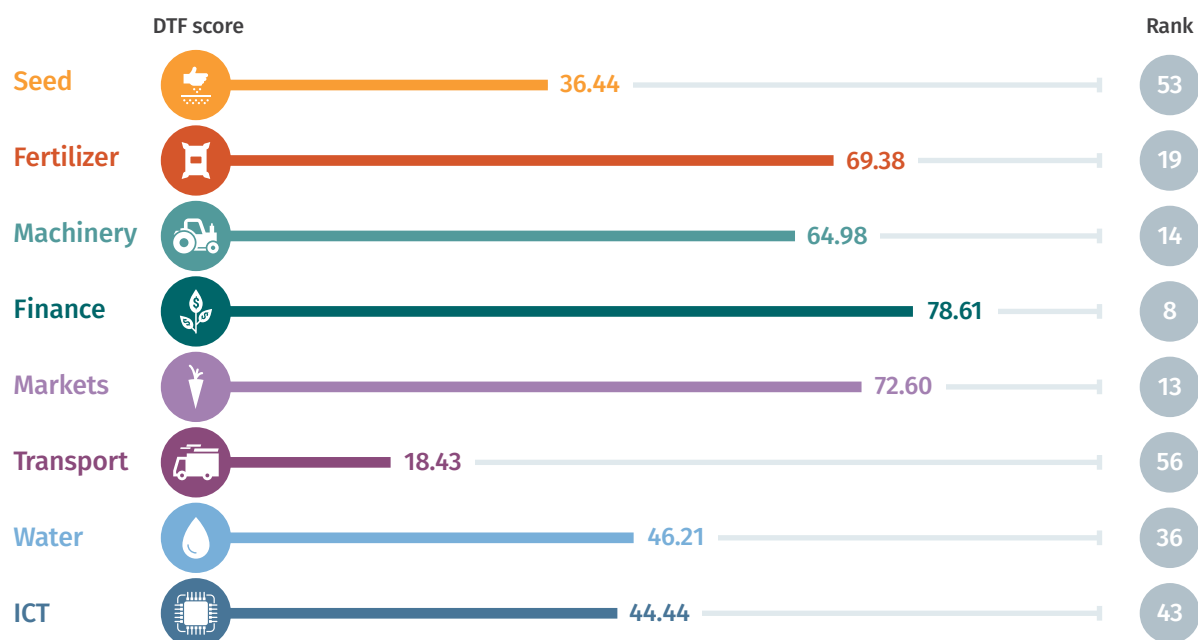
Integrated water resource management index (0-29)	26.0
Individual water use for irrigation index (0-20)	12.0

ICT | DTF Score 83.33 ◇ Rank 11

ICT index (0-9)	7.5
-----------------	-----

a. The indicators apply to the formal seed system only.





SEED^a | DTF Score 36.44 ◇ Rank 53

Plant breeding index (0-10)	7.0
Variety registration index (0-8)	4.0
Time to register new variety (days)	970
Cost to register new variety (% income per capita)	219.4
Seed quality control index (0-12)	2.0

FERTILIZER | DTF Score 69.38 ◇ Rank 19

Fertilizer registration index (0-7)	3.8
Time to register a new fertilizer product (days)	357
Cost to register a new fertilizer product (% income per capita)	21.4
Quality control of fertilizer index (0-7)	4.0
Importing & distributing fertilizer index (0-7)	6.0

MACHINERY | DTF Score 64.98 ◇ Rank 14

Tractor operation index (0-5)	3.0
Time to register a tractor (days)	2
Cost to register a tractor (% income per capita)	1.5
Tractor testing and standards index (0-8)	5.5
Time to obtain type approval (days)	No practice
Cost to obtain type approval (% income per capita)	No practice
Tractor import index (0-5)	5.0

FINANCE | DTF Score 78.61 ◇ Rank 8

Branchless Banking

Agent banking index (0-5)	4.1
E-money index (0-4)	3.5

Movable Collateral

Warehouse receipts index (0-5)	3.5
Doing Business - getting credit index (0-8)	6.0

Non-bank Lending Institutions

Microfinance institutions index (0-7)	5.0
Financial cooperatives index (0-7)	6.0

MARKETS | DTF Score 72.60 ◇ Rank 13

Producer organizations index (0-13)	8.5
Plant protection index (0-8)	5.5
Agricultural trade index (0-9)	6.5
Documents to export agricultural goods (number)	1
Time to export agricultural goods (days)	1
Cost to export agricultural goods (% income per capita)	0.7

TRANSPORT | DTF Score 18.43 ◇ Rank 56

Trucking licenses and operations index (0-11)	2.0
Time to obtain trucking licenses (days)	N/A
Cost to obtain trucking licenses (% income per capita)	N/A
Cross-border transportation index (0-9)	5.0
Time to obtain cross-border license (days)	N/A
Cost to obtain cross-border license (% income per capita)	N/A

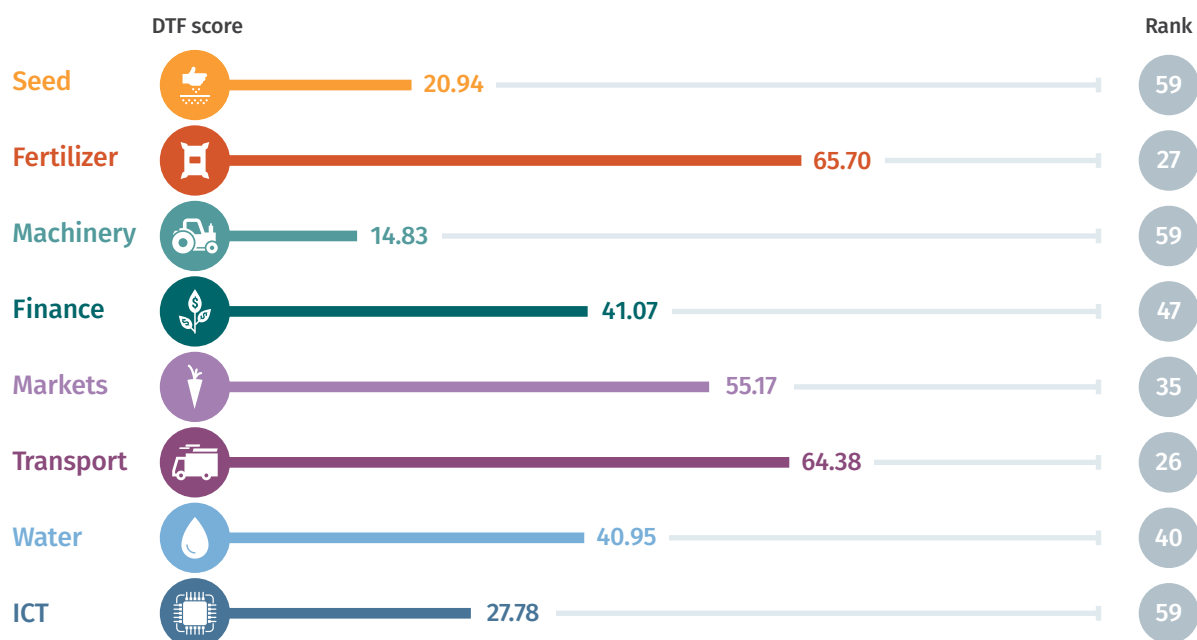
WATER | DTF Score 46.21 ◇ Rank 36

Integrated water resource management index (0-29)	21.0
Individual water use for irrigation index (0-20)	4.0

ICT | DTF Score 44.44 ◇ Rank 43

ICT index (0-9)	4.0
-----------------	-----

a. The indicators apply to the formal seed system only.



SEED^a | DTF Score 20.94 ◇ Rank 59

Plant breeding index (0-10)	4.0
Variety registration index (0-8)	3.5
Time to register new variety (days)	No practice
Cost to register new variety (% income per capita)	No practice
Seed quality control index (0-12)	0.0

FERTILIZER | DTF Score 65.70 ◇ Rank 27

Fertilizer registration index (0-7)	3.4
Time to register a new fertilizer product (days)	No data
Cost to register a new fertilizer product (% income per capita)	0.5
Quality control of fertilizer index (0-7)	5.0
Importing & distributing fertilizer index (0-7)	3.0

MACHINERY | DTF Score 14.83 ◇ Rank 59

Tractor operation index (0-5)	1.0
Time to register a tractor (days)	No practice
Cost to register a tractor (% income per capita)	No practice
Tractor testing and standards index (0-8)	0.3
Time to obtain type approval (days)	N/A
Cost to obtain type approval (% income per capita)	N/A
Tractor import index (0-5)	2.5

FINANCE | DTF Score 41.07 ◇ Rank 47

Branchless Banking

Agent banking index (0-5)	0.0
E-money index (0-4)	1.0

Movable Collateral

Warehouse receipts index (0-5)	0.0
Doing Business - getting credit index (0-8)	4.0

Non-bank Lending Institutions

Microfinance institutions index (0-7)	6.0
Financial cooperatives index (0-7)	6.0

MARKETS | DTF Score 55.17 ◇ Rank 35

Producer organizations index (0-13)	7.0
Plant protection index (0-8)	4.5
Agricultural trade index (0-9)	6.0
Documents to export agricultural goods (number)	2
Time to export agricultural goods (days)	3
Cost to export agricultural goods (% income per capita)	4.8

TRANSPORT | DTF Score 64.38 ◇ Rank 26

Trucking licenses and operations index (0-11)	6.5
Time to obtain trucking licenses (days)	37
Cost to obtain trucking licenses (% income per capita)	6.1
Cross-border transportation index (0-9)	5.0
Time to obtain cross-border license (days)	30
Cost to obtain cross-border license (% income per capita)	0.3

WATER | DTF Score 40.95 ◇ Rank 40

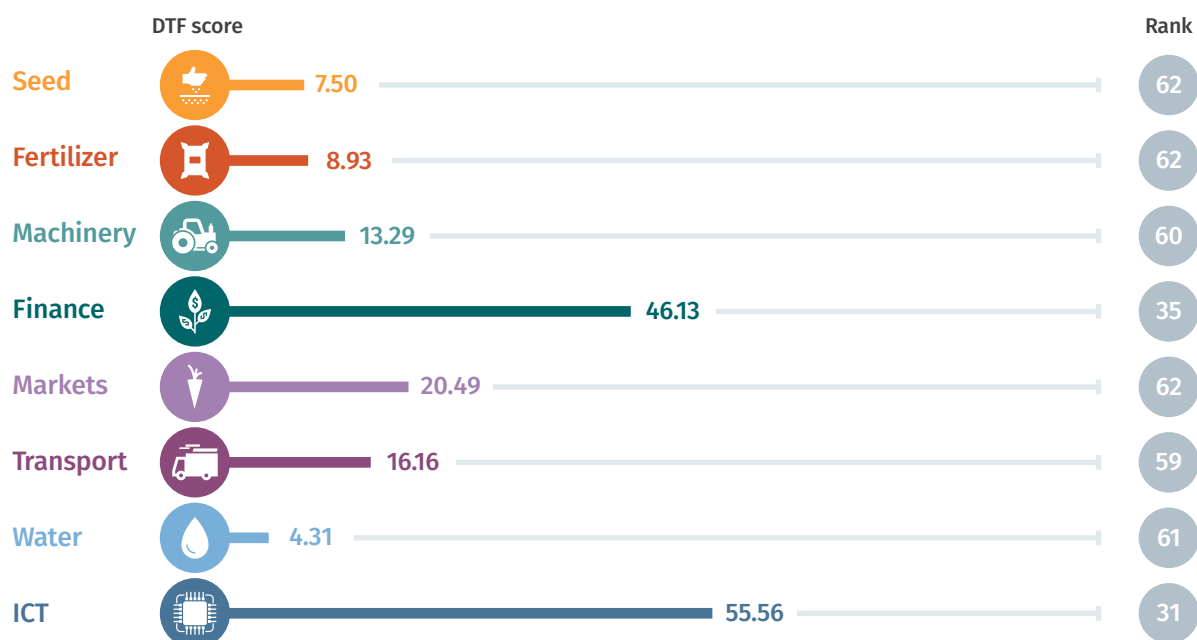
Integrated water resource management index (0-29)	16.5
Individual water use for irrigation index (0-20)	5.0

ICT | DTF Score 27.78 ◇ Rank 59

ICT index (0-9)	2.5
-----------------	-----

a. The indicators apply to the formal seed system only.



**SEED^a | DTF Score 7.50 ◇ Rank 62**

Plant breeding index (0-10)	3.0
Variety registration index (0-8)	0.0
Time to register new variety (days)	No practice
Cost to register new variety (% income per capita)	No practice
Seed quality control index (0-12)	0.0

FERTILIZER | DTF Score 8.93 ◇ Rank 62

Fertilizer registration index (0-7)	0.0
Time to register a new fertilizer product (days)	N/A
Cost to register a new fertilizer product (% income per capita)	N/A
Quality control of fertilizer index (0-7)	0.0
Importing & distributing fertilizer index (0-7)	2.5

MACHINERY | DTF Score 13.29 ◇ Rank 60

Tractor operation index (0-5)	1.0
Time to register a tractor (days)	5
Cost to register a tractor (% income per capita)	92.1
Tractor testing and standards index (0-8)	0.3
Time to obtain type approval (days)	N/A
Cost to obtain type approval (% income per capita)	N/A
Tractor import index (0-5)	0.0

FINANCE | DTF Score 46.13 ◇ Rank 35**Branchless Banking**

Agent banking index (0-5)	0.0
E-money index (0-4)	4.0

Movable Collateral

Warehouse receipts index (0-5)	0.0
Doing Business - getting credit index (0-8)	5.0

Non-bank Lending Institutions

Microfinance institutions index (0-7)	4.0
Financial cooperatives index (0-7)	4.0

MARKETS | DTF Score 20.49 ◇ Rank 62

Producer organizations index (0-13)	5.4
Plant protection index (0-8)	0.0
Agricultural trade index (0-9)	2.0
Documents to export agricultural goods (number)	4
Time to export agricultural goods (days)	7
Cost to export agricultural goods (% income per capita)	No data

TRANSPORT | DTF Score 16.16 ◇ Rank 59

Trucking licenses and operations index (0-11)	1.0
Time to obtain trucking licenses (days)	N/A
Cost to obtain trucking licenses (% income per capita)	N/A
Cross-border transportation index (0-9)	5.0
Time to obtain cross-border license (days)	No practice
Cost to obtain cross-border license (% income per capita)	No practice

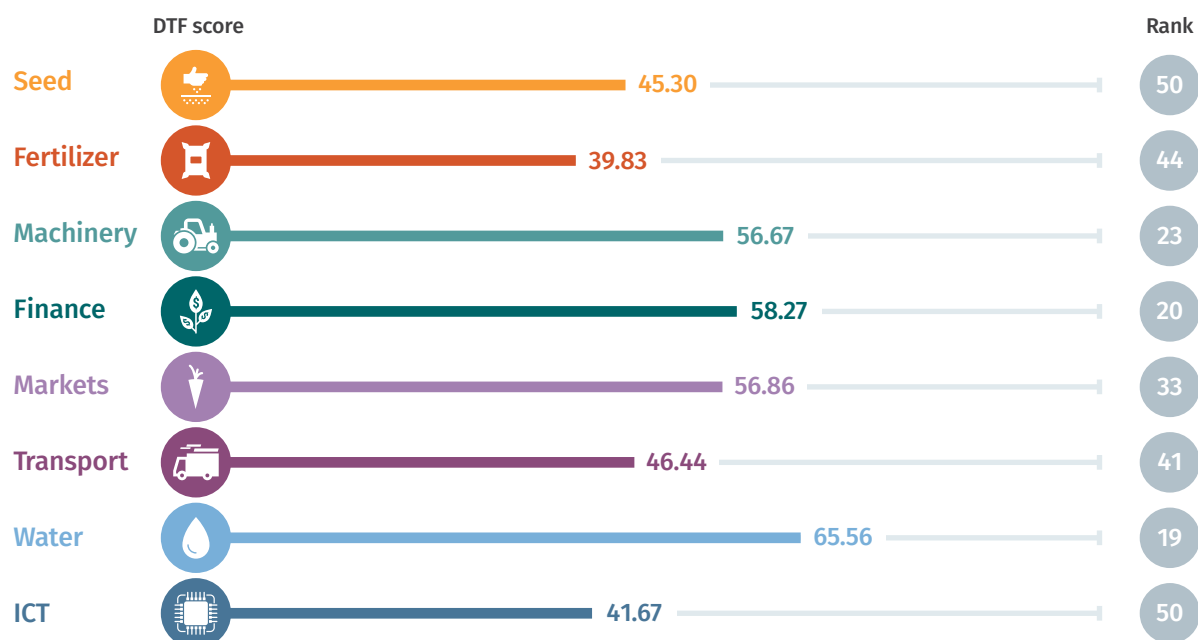
WATER | DTF Score 4.31 ◇ Rank 61

Integrated water resource management index (0-29)	2.5
Individual water use for irrigation index (0-20)	0.0

ICT | DTF Score 55.56 ◇ Rank 31

ICT index (0-9)	5.0
-----------------	-----

a. The indicators apply to the formal seed system only.

**SEED^a | DTF Score 45.30 ◇ Rank 50**

Plant breeding index (0-10)	5.0
Variety registration index (0-8)	5.5
Time to register new variety (days)	579
Cost to register new variety (% income per capita)	2038.1
Seed quality control index (0-12)	6.0

FERTILIZER | DTF Score 39.83 ◇ Rank 44

Fertilizer registration index (0-7)	3.5
Time to register a new fertilizer product (days)	913
Cost to register a new fertilizer product (% income per capita)	3030.5
Quality control of fertilizer index (0-7)	4.5
Importing & distributing fertilizer index (0-7)	3.0

MACHINERY | DTF Score 56.67 ◇ Rank 23

Tractor operation index (0-5)	4.0
Time to register a tractor (days)	15
Cost to register a tractor (% income per capita)	8.3
Tractor testing and standards index (0-8)	5.0
Time to obtain type approval (days)	240
Cost to obtain type approval (% income per capita)	428.6
Tractor import index (0-5)	3.0

FINANCE | DTF Score 58.27 ◇ Rank 20**Branchless Banking**

Agent banking index (0-5)	2.5
E-money index (0-4)	3.8

Movable Collateral

Warehouse receipts index (0-5)	0.0
Doing Business - getting credit index (0-8)	5.0

Non-bank Lending Institutions

Microfinance institutions index (0-7)	5.0
Financial cooperatives index (0-7)	5.0

MARKETS | DTF Score 56.86 ◇ Rank 33

Producer organizations index (0-13)	9.0
Plant protection index (0-8)	3.0
Agricultural trade index (0-9)	4.5
Documents to export agricultural goods (number)	1
Time to export agricultural goods (days)	1
Cost to export agricultural goods (% income per capita)	2.8

TRANSPORT | DTF Score 46.44 ◇ Rank 41

Trucking licenses and operations index (0-11)	5.5
Time to obtain trucking licenses (days)	1
Cost to obtain trucking licenses (% income per capita)	5.5
Cross-border transportation index (0-9)	4.0
Time to obtain cross-border license (days)	N/A
Cost to obtain cross-border license (% income per capita)	N/A

WATER | DTF Score 65.56 ◇ Rank 19

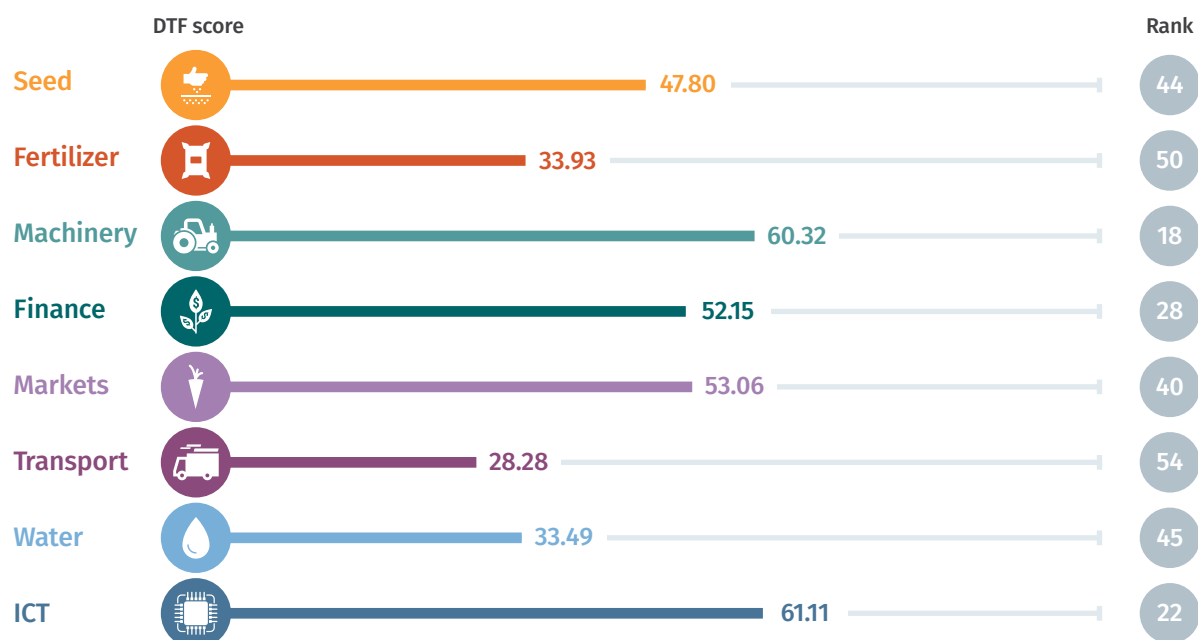
Integrated water resource management index (0-29)	17.0
Individual water use for irrigation index (0-20)	14.5

ICT | DTF Score 41.67 ◇ Rank 50

ICT index (0-9)	3.8
-----------------	-----

a. The indicators apply to the formal seed system only. Recent research estimates that 68.8% of the seed used by farmers in Malawi in 2011 were sourced in the informal seed sector. (McGuire, S. and Sperling, L., 2016. Seed systems smallholder farmers use. Food Security, 8(1), pp179-195.)



**SEED^a | DTF Score 47.80 ◇ Rank 44**

Plant breeding index (0-10)	9.0
Variety registration index (0-8)	3.0
Time to register new variety (days)	561
Cost to register new variety (% income per capita)	7.0
Seed quality control index (0-12)	0.0

FERTILIZER | DTF Score 33.93 ◇ Rank 50

Fertilizer registration index (0-7)	0.0
Time to register a new fertilizer product (days)	N/A
Cost to register a new fertilizer product (% income per capita)	N/A
Quality control of fertilizer index (0-7)	3.5
Importing & distributing fertilizer index (0-7)	6.0

MACHINERY | DTF Score 60.32 ◇ Rank 18

Tractor operation index (0-5)	4.5
Time to register a tractor (days)	7
Cost to register a tractor (% income per capita)	0.2
Tractor testing and standards index (0-8)	2.7
Time to obtain type approval (days)	N/A
Cost to obtain type approval (% income per capita)	N/A
Tractor import index (0-5)	4.5

FINANCE | DTF Score 52.15 ◇ Rank 28**Branchless Banking**

Agent banking index (0-5)	4.4
E-money index (0-4)	3.8

Movable Collateral

Warehouse receipts index (0-5)	0.0
Doing Business - getting credit index (0-8)	6.0

Non-bank Lending Institutions

Microfinance institutions index (0-7)	0.0
Financial cooperatives index (0-7)	4.0

MARKETS | DTF Score 53.06 ◇ Rank 40

Producer organizations index (0-13)	4.9
Plant protection index (0-8)	4.0
Agricultural trade index (0-9)	3.5
Documents to export agricultural goods (number)	2
Time to export agricultural goods (days)	No data
Cost to export agricultural goods (% income per capita)	0.0

TRANSPORT | DTF Score 28.28 ◇ Rank 54

Trucking licenses and operations index (0-11)	5.2
Time to obtain trucking licenses (days)	44
Cost to obtain trucking licenses (% income per capita)	4.2
Cross-border transportation index (0-9)	0.0
Time to obtain cross-border license (days)	N/A
Cost to obtain cross-border license (% income per capita)	N/A

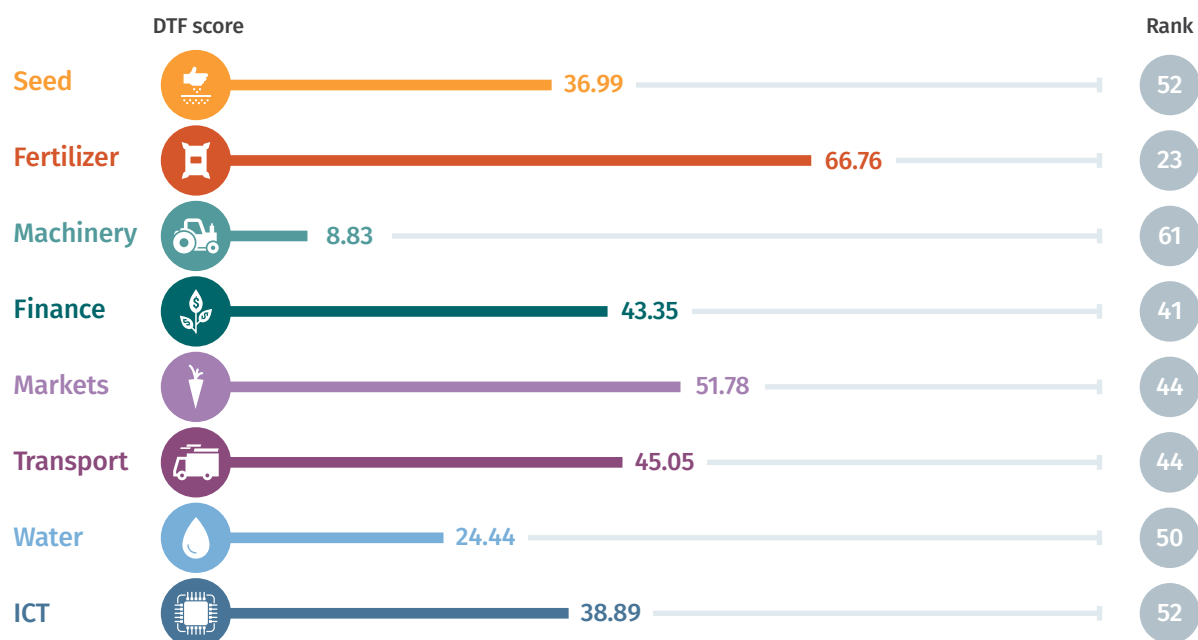
WATER | DTF Score 33.49 ◇ Rank 45

Integrated water resource management index (0-29)	10.0
Individual water use for irrigation index (0-20)	6.5

ICT | DTF Score 61.11 ◇ Rank 22

ICT index (0-9)	5.5
-----------------	-----

a. The indicators apply to the formal seed system only.

**SEED^a | DTF Score 36.99 ♦ Rank 52**

Plant breeding index (0-10)	4.0
Variety registration index (0-8)	5.0
Time to register new variety (days)	No practice
Cost to register new variety (% income per capita)	No practice
Seed quality control index (0-12)	5.0

FERTILIZER | DTF Score 66.76 ♦ Rank 23

Fertilizer registration index (0-7)	4.5
Time to register a new fertilizer product (days)	90
Cost to register a new fertilizer product (% income per capita)	124.4
Quality control of fertilizer index (0-7)	3.5
Importing & distributing fertilizer index (0-7)	4.5

MACHINERY | DTF Score 8.83 ♦ Rank 61

Tractor operation index (0-5)	0.0
Time to register a tractor (days)	N/A
Cost to register a tractor (% income per capita)	N/A
Tractor testing and standards index (0-8)	0.3
Time to obtain type approval (days)	N/A
Cost to obtain type approval (% income per capita)	N/A
Tractor import index (0-5)	2.0

FINANCE | DTF Score 43.35 ♦ Rank 41**Branchless Banking**

Agent banking index (0-5)	0.0
E-money index (0-4)	3.8

Movable Collateral

Warehouse receipts index (0-5)	0.0
Doing Business - getting credit index (0-8)	4.0

Non-bank Lending Institutions

Microfinance institutions index (0-7)	4.0
Financial cooperatives index (0-7)	4.0

MARKETS | DTF Score 51.78 ♦ Rank 44

Producer organizations index (0-13)	8.0
Plant protection index (0-8)	2.0
Agricultural trade index (0-9)	5.5
Documents to export agricultural goods (number)	1
Time to export agricultural goods (days)	2
Cost to export agricultural goods (% income per capita)	4.1

TRANSPORT | DTF Score 45.05 ♦ Rank 44

Trucking licenses and operations index (0-11)	3.5
Time to obtain trucking licenses (days)	3
Cost to obtain trucking licenses (% income per capita)	3.8
Cross-border transportation index (0-9)	5.0
Time to obtain cross-border license (days)	No practice
Cost to obtain cross-border license (% income per capita)	No practice

WATER | DTF Score 24.44 ♦ Rank 50

Integrated water resource management index (0-29)	12.0
Individual water use for irrigation index (0-20)	1.5

ICT | DTF Score 38.89 ♦ Rank 52

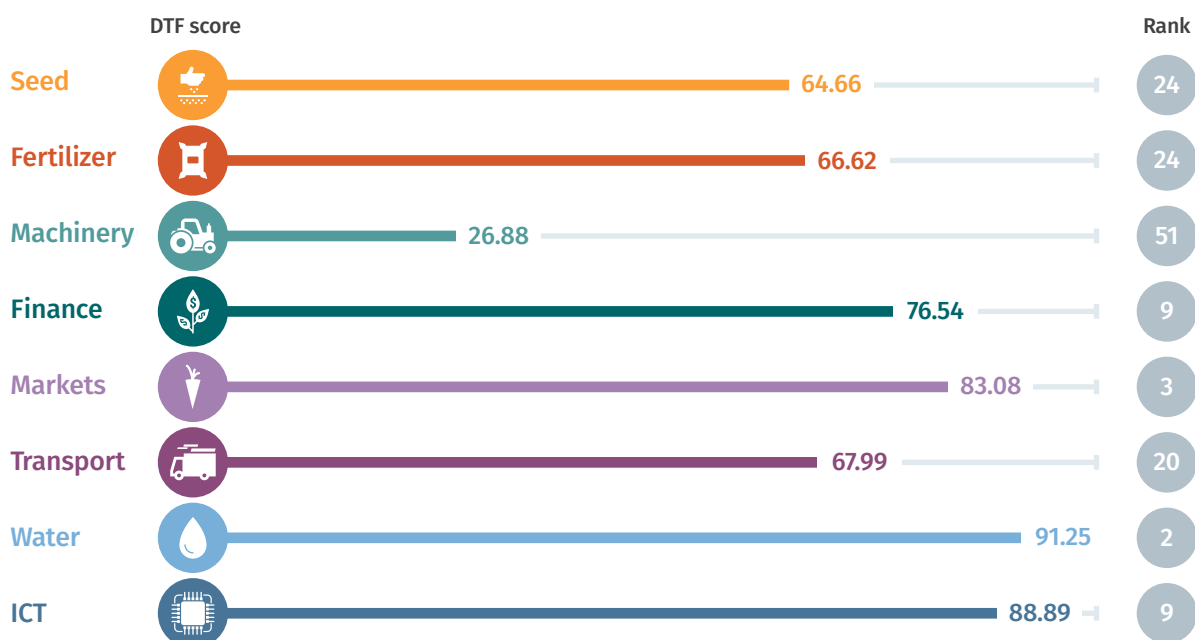
ICT index (0-9)	3.5
-----------------	-----

a. The indicators apply to the formal seed system only.



MEXICO

LATIN AMERICA & CARIBBEAN UPPER MIDDLE INCOME



SEED^a | DTF Score 64.66 ◇ Rank 24

Plant breeding index (0-10)	8.0
Variety registration index (0-8)	5.0
Time to register new variety (days)	621
Cost to register new variety (% income per capita)	16.2
Seed quality control index (0-12)	7.0

FERTILIZER | DTF Score 66.62 ◇ Rank 24

Fertilizer registration index (0-7)	6.0
Time to register a new fertilizer product (days)	765
Cost to register a new fertilizer product (% income per capita)	11.5
Quality control of fertilizer index (0-7)	4.0
Importing & distributing fertilizer index (0-7)	4.5

MACHINERY | DTF Score 26.88 ◇ Rank 51

Tractor operation index (0-5)	1.0
Time to register a tractor (days)	No data
Cost to register a tractor (% income per capita)	No data
Tractor testing and standards index (0-8)	3.0
Time to obtain type approval (days)	N/A
Cost to obtain type approval (% income per capita)	N/A
Tractor import index (0-5)	2.5

FINANCE | DTF Score 76.54 ◇ Rank 9

Branchless Banking

Agent banking index (0-5)	4.2
E-money index (0-4)	0.0

Movable Collateral

Warehouse receipts index (0-5)	4.5
Doing Business - getting credit index (0-8)	8.0

Non-bank Lending Institutions

Microfinance institutions index (0-7)	6.0
Financial cooperatives index (0-7)	7.0

MARKETS | DTF Score 83.08 ◇ Rank 3

Producer organizations index (0-13)	9.8
Plant protection index (0-8)	7.0
Agricultural trade index (0-9)	7.5
Documents to export agricultural goods (number)	1
Time to export agricultural goods (days)	1
Cost to export agricultural goods (% income per capita)	0.3

TRANSPORT | DTF Score 67.99 ◇ Rank 20

Trucking licenses and operations index (0-11)	7.5
Time to obtain trucking licenses (days)	30
Cost to obtain trucking licenses (% income per capita)	4.0
Cross-border transportation index (0-9)	5.0
Time to obtain cross-border license (days)	30
Cost to obtain cross-border license (% income per capita)	3.1

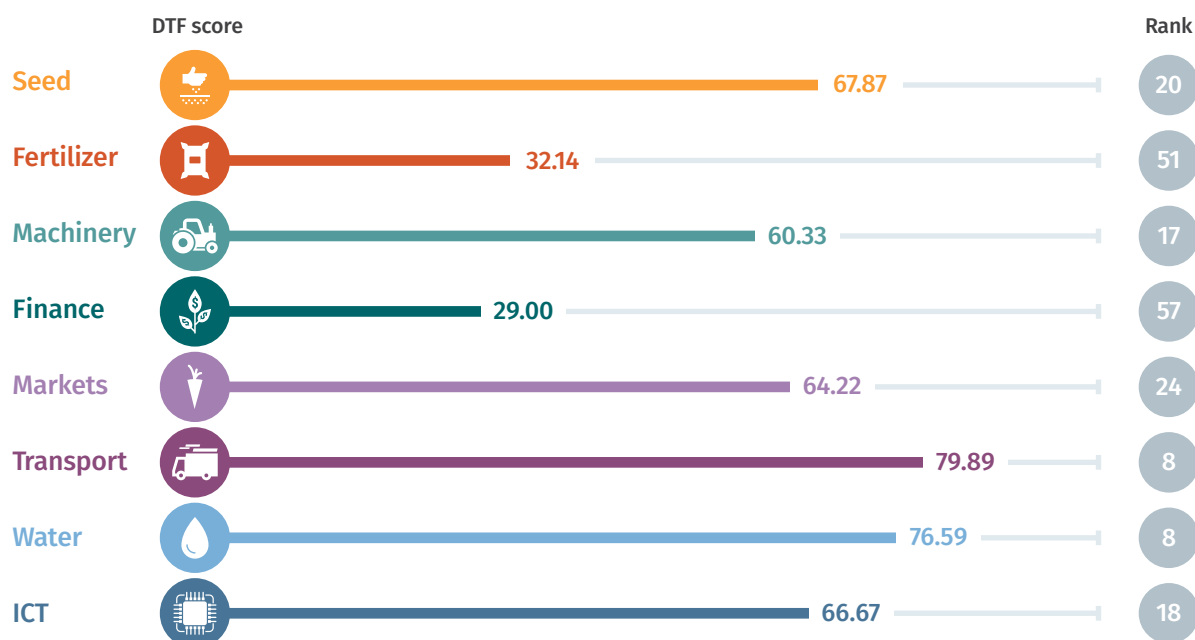
WATER | DTF Score 91.25 ◇ Rank 2

Integrated water resource management index (0-29)	29.0
Individual water use for irrigation index (0-20)	16.5

ICT | DTF Score 88.89 ◇ Rank 9

ICT index (0-9)	8.0
-----------------	-----

a. The indicators apply to the formal seed system only.



SEED^a | DTF Score 67.87 ◇ Rank 20

Plant breeding index (0-10)	10.0
Variety registration index (0-8)	4.5
Time to register new variety (days)	584
Cost to register new variety (% income per capita)	18.1
Seed quality control index (0-12)	6.5

FERTILIZER | DTF Score 32.14 ◇ Rank 51

Fertilizer registration index (0-7)	0.0
Time to register a new fertilizer product (days)	N/A
Cost to register a new fertilizer product (% income per capita)	N/A
Quality control of fertilizer index (0-7)	5.5
Importing & distributing fertilizer index (0-7)	3.5

MACHINERY | DTF Score 60.33 ◇ Rank 17

Tractor operation index (0-5)	0.5
Time to register a tractor (days)	1
Cost to register a tractor (% income per capita)	1.3
Tractor testing and standards index (0-8)	5.0
Time to obtain type approval (days)	31
Cost to obtain type approval (% income per capita)	272.0
Tractor import index (0-5)	3.0

FINANCE | DTF Score 29.00 ◇ Rank 57

Branchless Banking

Agent banking index (0-5)	2.6
E-money index (0-4)	1.0

Movable Collateral

Warehouse receipts index (0-5)	3.0
Doing Business - getting credit index (0-8)	3.0

Non-bank Lending Institutions

Microfinance institutions index (0-7)	0.0
Financial cooperatives index (0-7)	0.0

MARKETS | DTF Score 64.22 ◇ Rank 24

Producer organizations index (0-13)	6.8
Plant protection index (0-8)	6.5
Agricultural trade index (0-9)	5.0
Documents to export agricultural goods (number)	2
Time to export agricultural goods (days)	4
Cost to export agricultural goods (% income per capita)	0.5

TRANSPORT | DTF Score 79.89 ◇ Rank 8

Trucking licenses and operations index (0-11)	6.2
Time to obtain trucking licenses (days)	6
Cost to obtain trucking licenses (% income per capita)	0.0
Cross-border transportation index (0-9)	6.0
Time to obtain cross-border license (days)	1
Cost to obtain cross-border license (% income per capita)	0.0

WATER | DTF Score 76.59 ◇ Rank 8

Integrated water resource management index (0-29)	20.5
Individual water use for irrigation index (0-20)	16.5

ICT | DTF Score 66.67 ◇ Rank 18

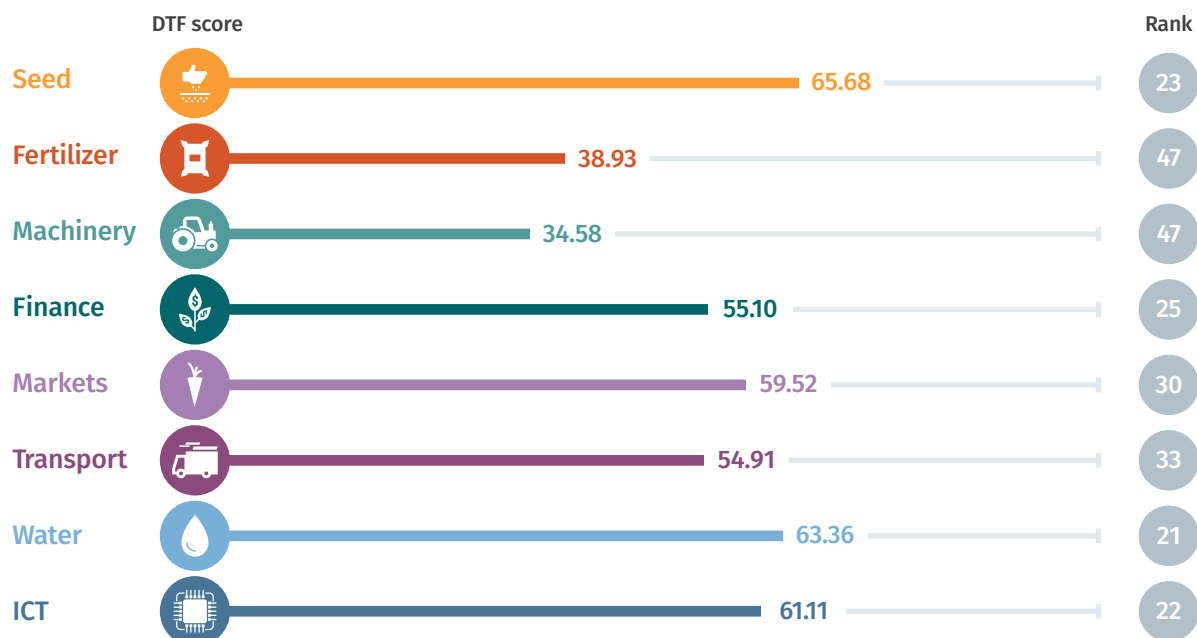
ICT index (0-9)	6.0
-----------------	-----

a. The indicators apply to the formal seed system only.



MOZAMBIQUE

SUB-SAHARAN AFRICA
LOW INCOME



SEED^a | DTF Score 65.68 ◇ Rank 23

Plant breeding index (0-10)	8.0
Variety registration index (0-8)	6.0
Time to register new variety (days)	582
Cost to register new variety (% income per capita)	86.2
Seed quality control index (0-12)	6.0

FERTILIZER | DTF Score 38.93 ◇ Rank 47

Fertilizer registration index (0-7)	3.4
Time to register a new fertilizer product (days)	No practice
Cost to register a new fertilizer product (% income per capita)	No practice
Quality control of fertilizer index (0-7)	4.0
Importing & distributing fertilizer index (0-7)	3.5

MACHINERY | DTF Score 34.58 ◇ Rank 47

Tractor operation index (0-5)	0.5
Time to register a tractor (days)	20
Cost to register a tractor (% income per capita)	14.6
Tractor testing and standards index (0-8)	2.3
Time to obtain type approval (days)	N/A
Cost to obtain type approval (% income per capita)	N/A
Tractor import index (0-5)	4.5

FINANCE | DTF Score 55.10 ◇ Rank 25

Branchless Banking	3.9
Agent banking index (0-5)	1.0
E-money index (0-4)	
Movable Collateral	
Warehouse receipts index (0-5)	3.8
Doing Business - getting credit index (0-8)	2.0
Non-bank Lending Institutions	
Microfinance institutions index (0-7)	4.0
Financial cooperatives index (0-7)	5.0

MARKETS | DTF Score 59.52 ◇ Rank 30

Producer organizations index (0-13)	8.1
Plant protection index (0-8)	5.0
Agricultural trade index (0-9)	5.0
Documents to export agricultural goods (number)	1
Time to export agricultural goods (days)	7
Cost to export agricultural goods (% income per capita)	2.0

TRANSPORT | DTF Score 54.91 ◇ Rank 33

Trucking licenses and operations index (0-11)	5.0
Time to obtain trucking licenses (days)	3
Cost to obtain trucking licenses (% income per capita)	19.5
Cross-border transportation index (0-9)	5.0
Time to obtain cross-border license (days)	3
Cost to obtain cross-border license (% income per capita)	58.5

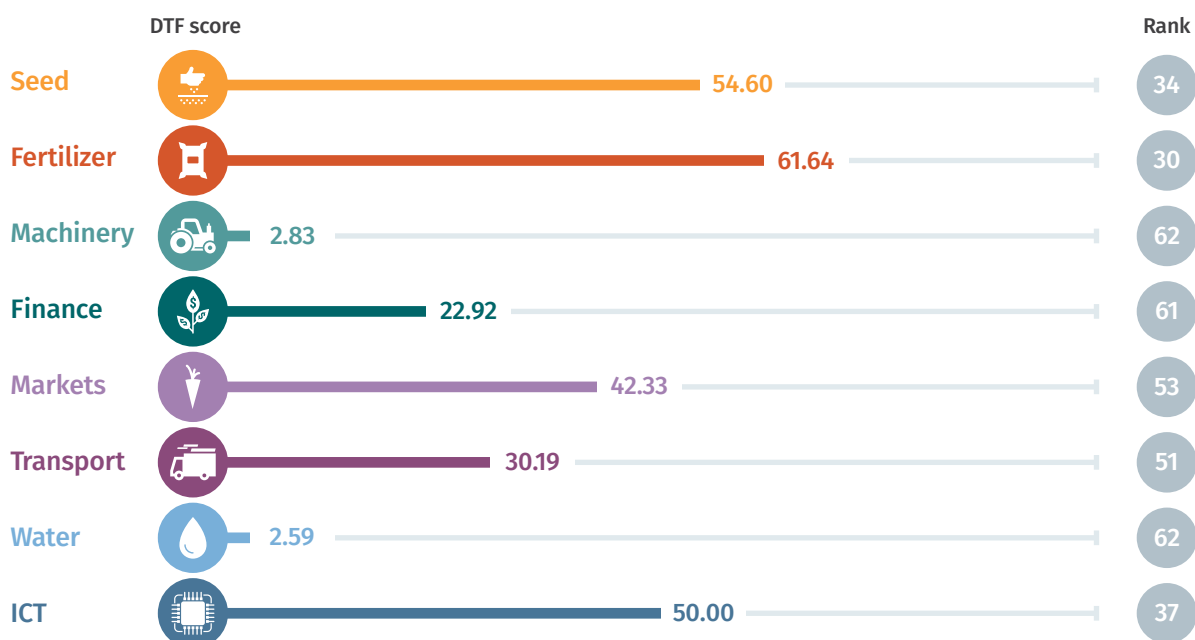
WATER | DTF Score 63.36 ◇ Rank 21

Integrated water resource management index (0-29)	15.0
Individual water use for irrigation index (0-20)	15.0

ICT | DTF Score 61.11 ◇ Rank 22

ICT index (0-9)	5.5
-----------------	-----

a. The indicators apply to the formal seed system only.



SEED^a | DTF Score 54.60 ◇ Rank 34

Plant breeding index (0-10)	7.0
Variety registration index (0-8)	3.0
Time to register new variety (days)	306
Cost to register new variety (% income per capita)	26.6
Seed quality control index (0-12)	3.0

FERTILIZER | DTF Score 61.64 ◇ Rank 30

Fertilizer registration index (0-7)	4.4
Time to register a new fertilizer product (days)	41
Cost to register a new fertilizer product (% income per capita)	7.3
Quality control of fertilizer index (0-7)	3.0
Importing & distributing fertilizer index (0-7)	3.0

MACHINERY | DTF Score 2.83 ◇ Rank 62

Tractor operation index (0-5)	0.0
Time to register a tractor (days)	N/A
Cost to register a tractor (% income per capita)	N/A
Tractor testing and standards index (0-8)	0.3
Time to obtain type approval (days)	N/A
Cost to obtain type approval (% income per capita)	N/A
Tractor import index (0-5)	0.5

FINANCE | DTF Score 22.92 ◇ Rank 61

Branchless Banking

Agent banking index (0-5)	0.0
E-money index (0-4)	1.0

Movable Collateral

Warehouse receipts index (0-5)	0.0
Doing Business - getting credit index (0-8)	1.0

Non-bank Lending Institutions

Microfinance institutions index (0-7)	3.0
Financial cooperatives index (0-7)	4.0

MARKETS | DTF Score 42.33 ◇ Rank 53

Producer organizations index (0-13)	6.5
Plant protection index (0-8)	0.0
Agricultural trade index (0-9)	5.0
Documents to export agricultural goods (number)	2
Time to export agricultural goods (days)	4
Cost to export agricultural goods (% income per capita)	1.2

TRANSPORT | DTF Score 30.19 ◇ Rank 51

Trucking licenses and operations index (0-11)	1.5
Time to obtain trucking licenses (days)	7
Cost to obtain trucking licenses (% income per capita)	0.1
Cross-border transportation index (0-9)	1.0
Time to obtain cross-border license (days)	N/A
Cost to obtain cross-border license (% income per capita)	N/A

WATER | DTF Score 2.59 ◇ Rank 62

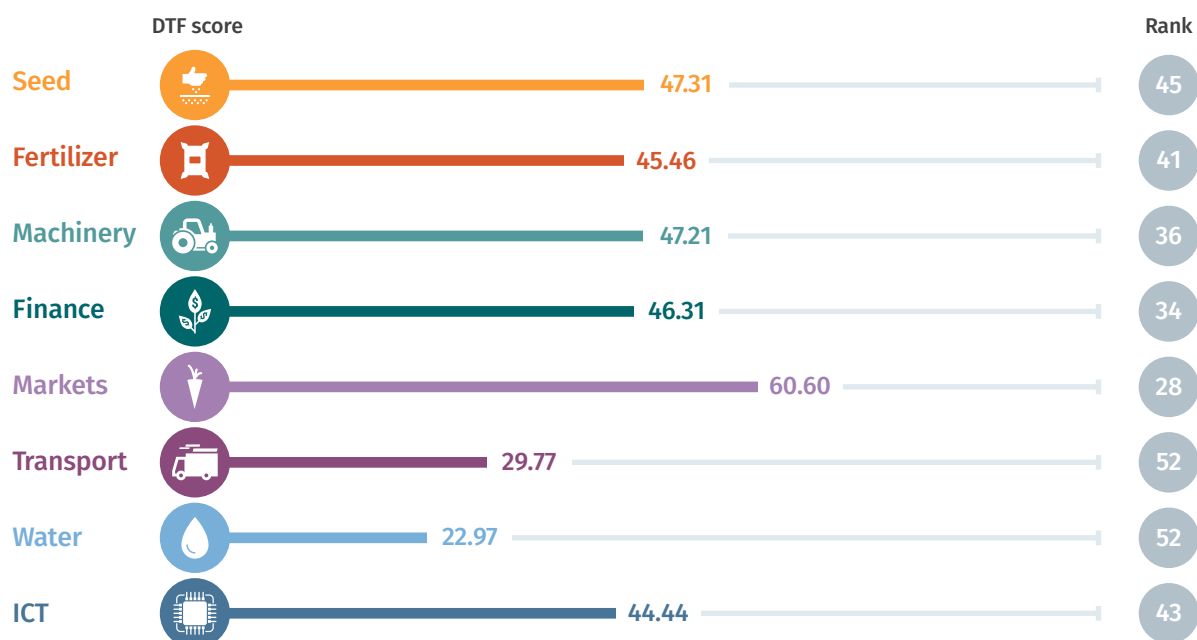
Integrated water resource management index (0-29)	1.5
Individual water use for irrigation index (0-20)	0.0

ICT | DTF Score 50.00 ◇ Rank 37

ICT index (0-9)	4.5
-----------------	-----

a. The indicators apply to the formal seed system only.



**SEED^a | DTF Score 47.31 ♦ Rank 45**

Plant breeding index (0-10)	4.0
Variety registration index (0-8)	5.5
Time to register new variety (days)	611
Cost to register new variety (% income per capita)	0.0
Seed quality control index (0-12)	1.0

FERTILIZER | DTF Score 45.46 ♦ Rank 41

Fertilizer registration index (0-7)	3.4
Time to register a new fertilizer product (days)	1125
Cost to register a new fertilizer product (% income per capita)	645.2
Quality control of fertilizer index (0-7)	5.0
Importing & distributing fertilizer index (0-7)	3.5

MACHINERY | DTF Score 47.21 ♦ Rank 36

Tractor operation index (0-5)	3.0
Time to register a tractor (days)	2
Cost to register a tractor (% income per capita)	4.6
Tractor testing and standards index (0-8)	0.3
Time to obtain type approval (days)	N/A
Cost to obtain type approval (% income per capita)	N/A
Tractor import index (0-5)	4.0

FINANCE | DTF Score 46.31 ♦ Rank 34**Branchless Banking**

Agent banking index (0-5)	3.6
E-money index (0-4)	1.0

Movable Collateral

Warehouse receipts index (0-5)	0.0
Doing Business - getting credit index (0-8)	3.0

Non-bank Lending Institutions

Microfinance institutions index (0-7)	4.0
Financial cooperatives index (0-7)	6.0

MARKETS | DTF Score 60.60 ♦ Rank 28

Producer organizations index (0-13)	6.9
Plant protection index (0-8)	4.0
Agricultural trade index (0-9)	6.0
Documents to export agricultural goods (number)	2
Time to export agricultural goods (days)	2
Cost to export agricultural goods (% income per capita)	0.7

TRANSPORT | DTF Score 29.77 ♦ Rank 52

Trucking licenses and operations index (0-11)	4.0
Time to obtain trucking licenses (days)	2
Cost to obtain trucking licenses (% income per capita)	38.2
Cross-border transportation index (0-9)	3.0
Time to obtain cross-border license (days)	N/A
Cost to obtain cross-border license (% income per capita)	N/A

WATER | DTF Score 22.97 ♦ Rank 52

Integrated water resource management index (0-29)	1.0
Individual water use for irrigation index (0-20)	8.5

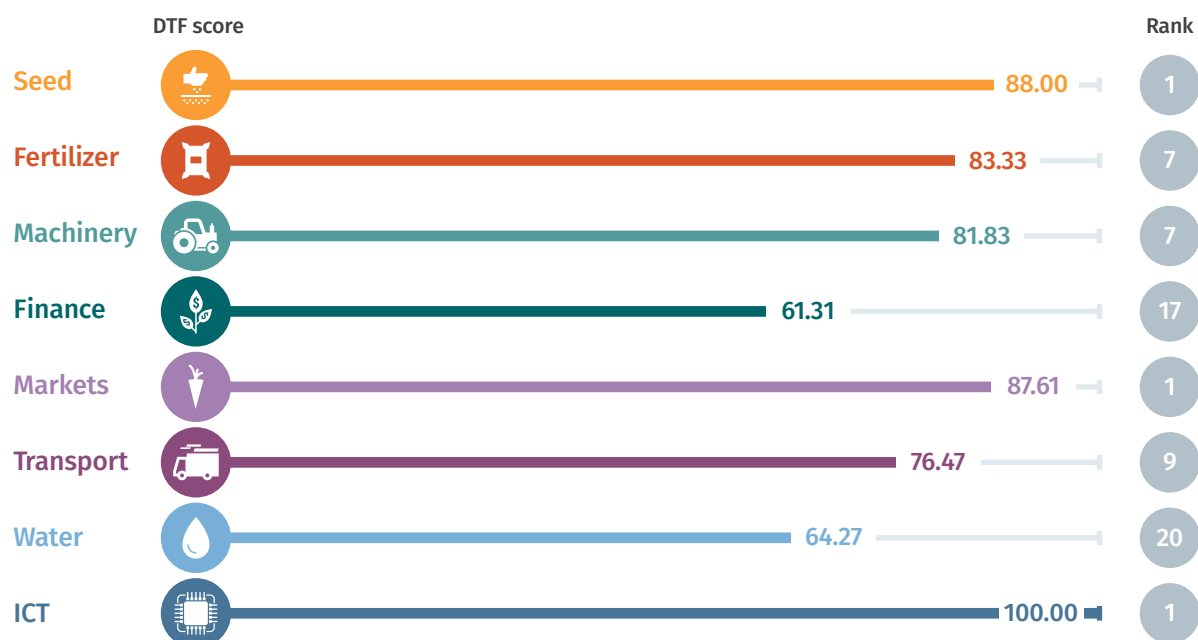
ICT | DTF Score 44.44 ♦ Rank 43

ICT index (0-9)	4.0
-----------------	-----

a. The indicators apply to the formal seed system only.

NETHERLANDS

OECD HIGH INCOME
HIGH INCOME



SEED^a | DTF Score 88.00 ♦ Rank 1

Plant breeding index (0-10)	9.0
Variety registration index (0-8)	7.0
Time to register new variety (days)	556
Cost to register new variety (% income per capita)	13.7
Seed quality control index (0-12)	12.0

FERTILIZER | DTF Score 83.33 ♦ Rank 7

Fertilizer registration index (0-7)	5.0
Time to register a new fertilizer product (days)	N/A
Cost to register a new fertilizer product (% income per capita)	N/A
Quality control of fertilizer index (0-7)	6.5
Importing & distributing fertilizer index (0-7)	6.0

MACHINERY | DTF Score 81.83 ♦ Rank 7

Tractor operation index (0-5)	2.0
Time to register a tractor (days)	1
Cost to register a tractor (% income per capita)	0.1
Tractor testing and standards index (0-8)	7.0
Time to obtain type approval (days)	No data
Cost to obtain type approval (% income per capita)	No data
Tractor import index (0-5)	5.0

FINANCE | DTF Score 61.31 ♦ Rank 17

Branchless Banking

Agent banking index (0-5)	N/A
E-money index (0-4)	2.8

Movable Collateral

Warehouse receipts index (0-5)	2.5
Doing Business - getting credit index (0-8)	3.0

Non-bank Lending Institutions

Microfinance institutions index (0-7)	N/A
Financial cooperatives index (0-7)	5.0

MARKETS | DTF Score 87.61 ♦ Rank 1

Producer organizations index (0-13)	8.0
Plant protection index (0-8)	8.0
Agricultural trade index (0-9)	8.0
Documents to export agricultural goods (number)	0
Time to export agricultural goods (days)	0
Cost to export agricultural goods (% income per capita)	0.0

TRANSPORT | DTF Score 76.47 ♦ Rank 9

Trucking licenses and operations index (0-11)	9.8
Time to obtain trucking licenses (days)	56
Cost to obtain trucking licenses (% income per capita)	0.9
Cross-border transportation index (0-9)	9.0
Time to obtain cross-border license (days)	56
Cost to obtain cross-border license (% income per capita)	0.9

WATER | DTF Score 64.27 ♦ Rank 20

Integrated water resource management index (0-29)	23.5
Individual water use for irrigation index (0-20)	9.5

ICT | DTF Score 100.00 ♦ Rank 1

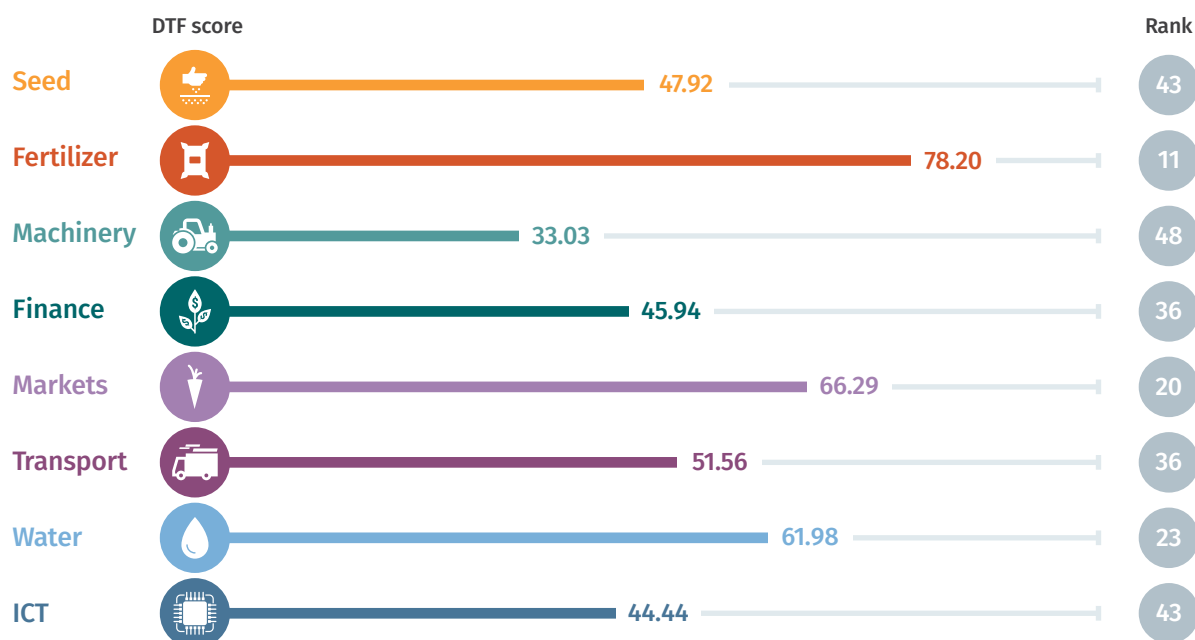
ICT index (0-9)	9.0
-----------------	-----

a. The indicators apply to the formal seed system only.



NICARAGUA

LATIN AMERICA & CARIBBEAN
LOWER MIDDLE INCOME



SEED^a | DTF Score 47.92 ♦ Rank 43

Plant breeding index (0-10)	7.0
Variety registration index (0-8)	6.5
Time to register new variety (days)	650
Cost to register new variety (% income per capita)	786.9
Seed quality control index (0-12)	3.0

FERTILIZER | DTF Score 78.20 ♦ Rank 11

Fertilizer registration index (0-7)	4.8
Time to register a new fertilizer product (days)	28
Cost to register a new fertilizer product (% income per capita)	82.5
Quality control of fertilizer index (0-7)	7.0
Importing & distributing fertilizer index (0-7)	3.5

MACHINERY | DTF Score 33.03 ♦ Rank 48

Tractor operation index (0-5)	1.0
Time to register a tractor (days)	10
Cost to register a tractor (% income per capita)	5.6
Tractor testing and standards index (0-8)	0.0
Time to obtain type approval (days)	N/A
Cost to obtain type approval (% income per capita)	N/A
Tractor import index (0-5)	3.5

FINANCE | DTF Score 45.94 ♦ Rank 36

Branchless Banking

Agent banking index (0-5)	3.6
E-money index (0-4)	1.0

Movable Collateral

Warehouse receipts index (0-5)	4.3
Doing Business - getting credit index (0-8)	3.0

Non-bank Lending Institutions

Microfinance institutions index (0-7)	0.0
Financial cooperatives index (0-7)	4.0

MARKETS | DTF Score 66.29 ♦ Rank 20

Producer organizations index (0-13)	9.4
Plant protection index (0-8)	6.0
Agricultural trade index (0-9)	4.5
Documents to export agricultural goods (number)	2
Time to export agricultural goods (days)	2
Cost to export agricultural goods (% income per capita)	1.4

TRANSPORT | DTF Score 51.56 ♦ Rank 36

Trucking licenses and operations index (0-11)	8.0
Time to obtain trucking licenses (days)	7
Cost to obtain trucking licenses (% income per capita)	4.5
Cross-border transportation index (0-9)	4.0
Time to obtain cross-border license (days)	N/A
Cost to obtain cross-border license (% income per capita)	N/A

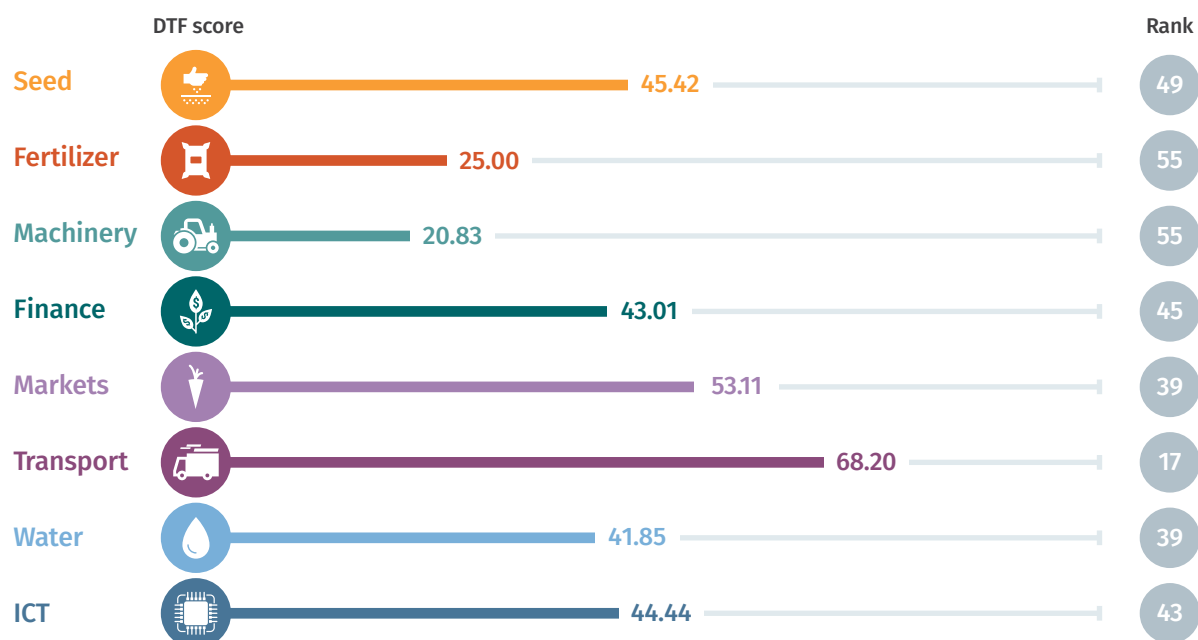
WATER | DTF Score 61.98 ♦ Rank 23

Integrated water resource management index (0-29)	20.0
Individual water use for irrigation index (0-20)	11.0

ICT | DTF Score 44.44 ♦ Rank 43

ICT index (0-9)	4.0
-----------------	-----

a. The indicators apply to the formal seed system only.



SEED^a | DTF Score 45.42 ◇ Rank 49

Plant breeding index (0-10)	4.0
Variety registration index (0-8)	8.0
Time to register new variety (days)	No practice
Cost to register new variety (% income per capita)	No practice
Seed quality control index (0-12)	5.0

FERTILIZER | DTF Score 25.00 ◇ Rank 55

Fertilizer registration index (0-7)	0.0
Time to register a new fertilizer product (days)	N/A
Cost to register a new fertilizer product (% income per capita)	N/A
Quality control of fertilizer index (0-7)	3.0
Importing & distributing fertilizer index (0-7)	3.5

MACHINERY | DTF Score 20.83 ◇ Rank 55

Tractor operation index (0-5)	0.0
Time to register a tractor (days)	N/A
Cost to register a tractor (% income per capita)	N/A
Tractor testing and standards index (0-8)	0.3
Time to obtain type approval (days)	N/A
Cost to obtain type approval (% income per capita)	N/A
Tractor import index (0-5)	5.0

FINANCE | DTF Score 43.01 ◇ Rank 45

Branchless Banking

Agent banking index (0-5)	0.0
E-money index (0-4)	3.8

Movable Collateral

Warehouse receipts index (0-5)	0.0
Doing Business - getting credit index (0-8)	4.0

Non-bank Lending Institutions

Microfinance institutions index (0-7)	4.0
Financial cooperatives index (0-7)	4.0

MARKETS | DTF Score 53.11 ◇ Rank 39

Producer organizations index (0-13)	8.0
Plant protection index (0-8)	2.0
Agricultural trade index (0-9)	5.0
Documents to export agricultural goods (number)	1
Time to export agricultural goods (days)	2
Cost to export agricultural goods (% income per capita)	2.4

TRANSPORT | DTF Score 68.20 ◇ Rank 17

Trucking licenses and operations index (0-11)	4.5
Time to obtain trucking licenses (days)	2
Cost to obtain trucking licenses (% income per capita)	9.6
Cross-border transportation index (0-9)	5.0
Time to obtain cross-border license (days)	1
Cost to obtain cross-border license (% income per capita)	9.6

WATER | DTF Score 41.85 ◇ Rank 39

Integrated water resource management index (0-29)	10.5
Individual water use for irrigation index (0-20)	9.5

ICT | DTF Score 44.44 ◇ Rank 43

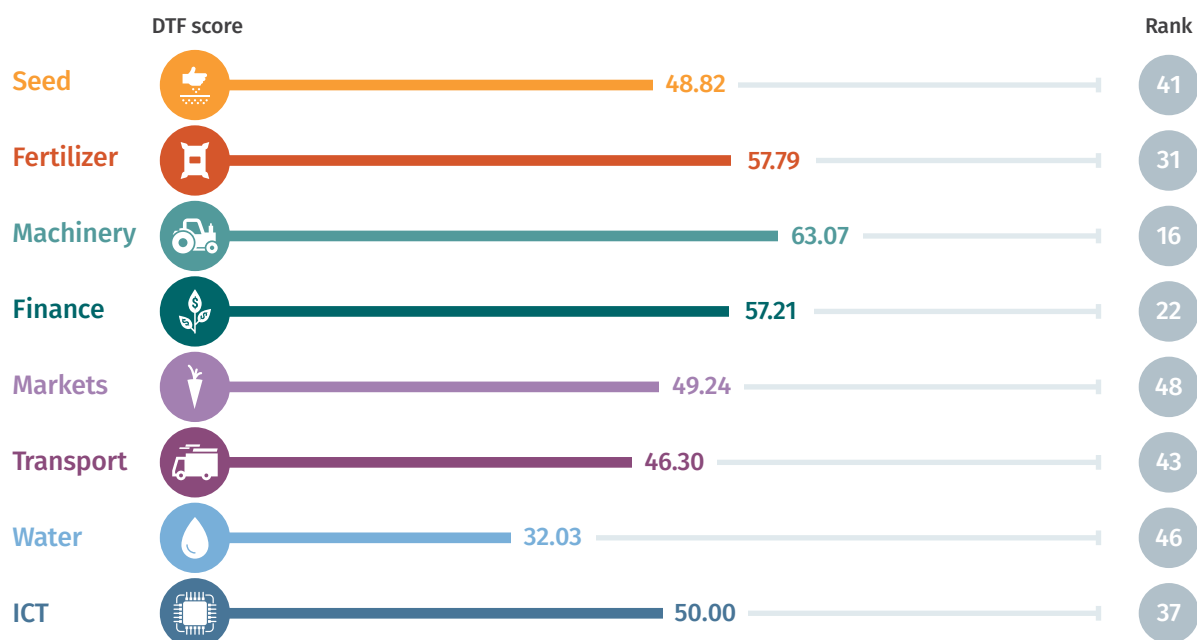
ICT index (0-9)	4.0
-----------------	-----

a. The indicators apply to the formal seed system only.



NIGERIA

SUB-SAHARAN AFRICA
LOWER MIDDLE INCOME



SEED^a | DTF Score 48.82 ◇ Rank 41

Plant breeding index (0-10)	3.0
Variety registration index (0-8)	5.5
Time to register new variety (days)	367
Cost to register new variety (% income per capita)	197.9
Seed quality control index (0-12)	3.0

FERTILIZER | DTF Score 57.79 ◇ Rank 31

Fertilizer registration index (0-7)	4.0
Time to register a new fertilizer product (days)	225
Cost to register a new fertilizer product (% income per capita)	6.0
Quality control of fertilizer index (0-7)	3.0
Importing & distributing fertilizer index (0-7)	3.0

MACHINERY | DTF Score 63.07 ◇ Rank 16

Tractor operation index (0-5)	0.5
Time to register a tractor (days)	14
Cost to register a tractor (% income per capita)	9.9
Tractor testing and standards index (0-8)	5.7
Time to obtain type approval (days)	105
Cost to obtain type approval (% income per capita)	99.0
Tractor import index (0-5)	5.0

FINANCE | DTF Score 57.21 ◇ Rank 22

Branchless Banking	3.7
Agent banking index (0-5)	3.8
E-money index (0-4)	
Movable Collateral	0.0
Warehouse receipts index (0-5)	6.0
Doing Business - getting credit index (0-8)	
Non-bank Lending Institutions	4.0
Microfinance institutions index (0-7)	3.0
Financial cooperatives index (0-7)	

MARKETS | DTF Score 49.24 ◇ Rank 48

Producer organizations index (0-13)	7.0
Plant protection index (0-8)	2.0
Agricultural trade index (0-9)	4.0
Documents to export agricultural goods (number)	2
Time to export agricultural goods (days)	7
Cost to export agricultural goods (% income per capita)	0.5

TRANSPORT | DTF Score 46.30 ◇ Rank 43

Trucking licenses and operations index (0-11)	3.5
Time to obtain trucking licenses (days)	1
Cost to obtain trucking licenses (% income per capita)	1.4
Cross-border transportation index (0-9)	5.0
Time to obtain cross-border license (days)	No practice
Cost to obtain cross-border license (% income per capita)	No practice

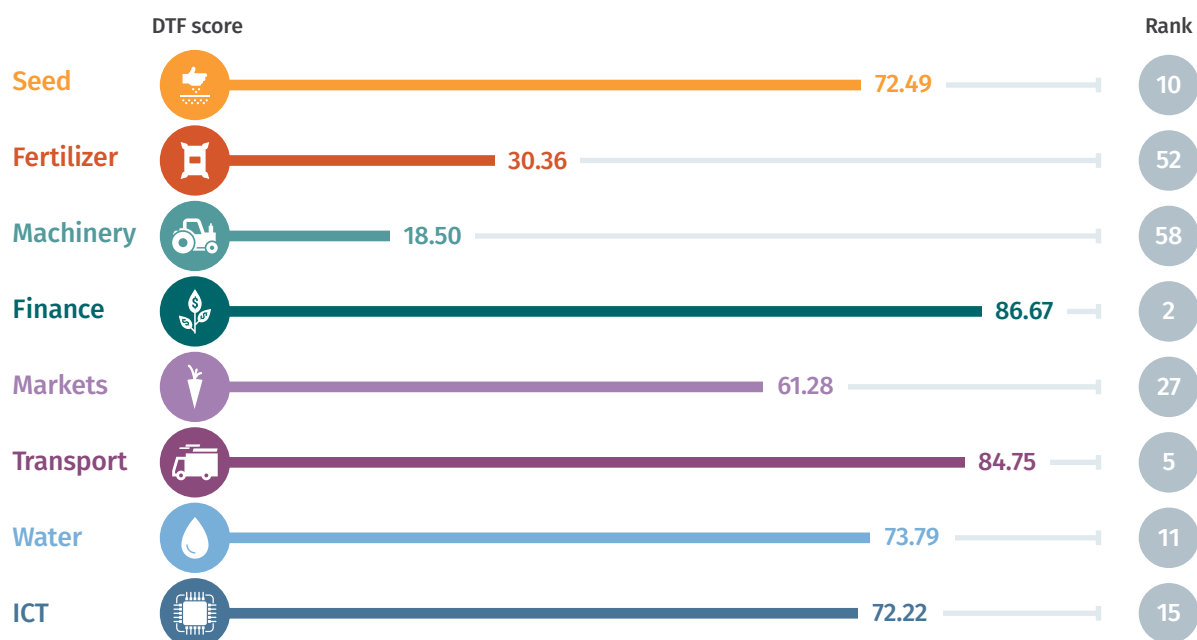
WATER | DTF Score 32.03 ◇ Rank 46

Integrated water resource management index (0-29)	13.5
Individual water use for irrigation index (0-20)	3.5

ICT | DTF Score 50.00 ◇ Rank 37

ICT index (0-9)	4.5
-----------------	-----

a. The indicators apply to the formal seed system only. Recent research estimates that 76% of Nigerian farmers' households used non-commercial maize seed for planting during 2010/2011 season. (Sheahan, M. and Barrett, C.B., 2016. Ten striking facts about agricultural input use in Sub-Saharan Africa. Food Policy.)



SEED^a | DTF Score 72.49 ◇ Rank 10

Plant breeding index (0-10)	7.0
Variety registration index (0-8)	5.0
Time to register new variety (days)	357
Cost to register new variety (% income per capita)	21.3
Seed quality control index (0-12)	8.0

FERTILIZER | DTF Score 30.36 ◇ Rank 52

Fertilizer registration index (0-7)	0.0
Time to register a new fertilizer product (days)	N/A
Cost to register a new fertilizer product (% income per capita)	N/A
Quality control of fertilizer index (0-7)	2.5
Importing & distributing fertilizer index (0-7)	6.0

MACHINERY | DTF Score 18.50 ◇ Rank 58

Tractor operation index (0-5)	0.0
Time to register a tractor (days)	N/A
Cost to register a tractor (% income per capita)	N/A
Tractor testing and standards index (0-8)	1.0
Time to obtain type approval (days)	N/A
Cost to obtain type approval (% income per capita)	N/A
Tractor import index (0-5)	4.0

FINANCE | DTF Score 86.67 ◇ Rank 2

Branchless Banking

Agent banking index (0-5)	4.3
E-money index (0-4)	3.7

Movable Collateral

Warehouse receipts index (0-5)	5.0
Doing Business - getting credit index (0-8)	8.0

Non-bank Lending Institutions

Microfinance institutions index (0-7)	7.0
Financial cooperatives index (0-7)	3.0

MARKETS | DTF Score 61.28 ◇ Rank 27

Producer organizations index (0-13)	9.2
Plant protection index (0-8)	5.0
Agricultural trade index (0-9)	6.0
Documents to export agricultural goods (number)	2
Time to export agricultural goods (days)	11
Cost to export agricultural goods (% income per capita)	0.7

TRANSPORT | DTF Score 84.75 ◇ Rank 5

Trucking licenses and operations index (0-11)	7.5
Time to obtain trucking licenses (days)	3
Cost to obtain trucking licenses (% income per capita)	0.4
Cross-border transportation index (0-9)	7.0
Time to obtain cross-border license (days)	7
Cost to obtain cross-border license (% income per capita)	0.0

WATER | DTF Score 73.79 ◇ Rank 11

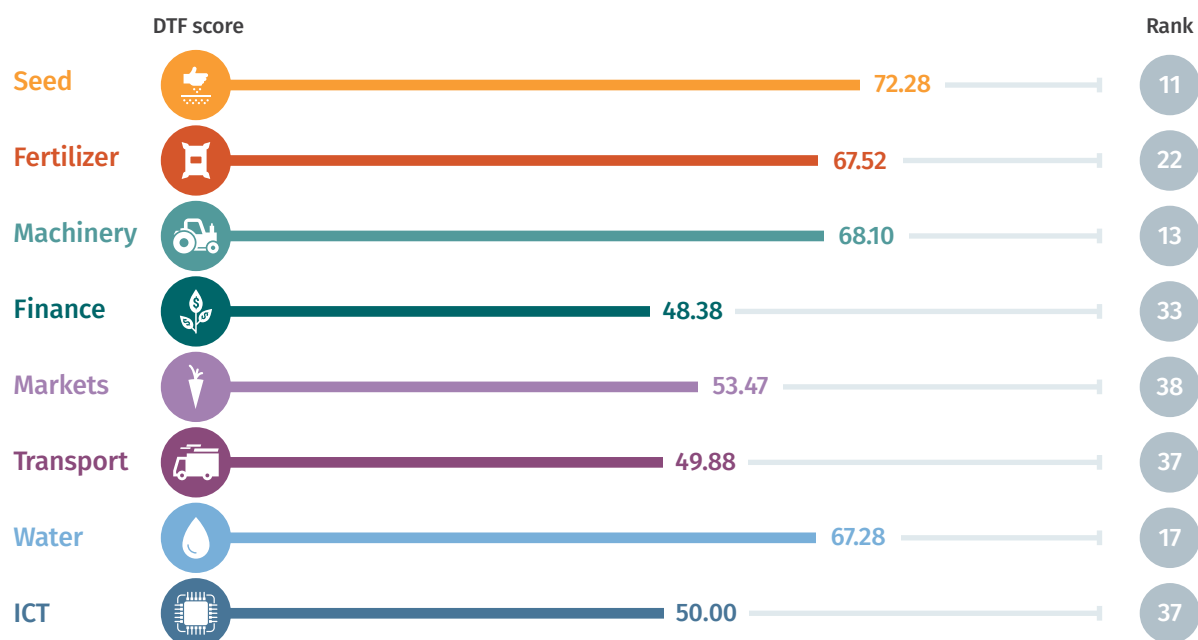
Integrated water resource management index (0-29)	22.5
Individual water use for irrigation index (0-20)	14.0

ICT | DTF Score 72.22 ◇ Rank 15

ICT index (0-9)	6.5
-----------------	-----

a. The indicators apply to the formal seed system only. Recent research estimates that 92.8% of the maize seed used for planting during the 2010/2011 season in Peru were non-certified seed. (Lapeña, I., 2012. La Nueva Legislación de Semillas y sus implicancias para la agricultura familiar en el Perú. Serie de Política y Derecho Ambiental. Sociedad Peruana de Derecho Ambiental, (26).)





SEED^a | DTF Score 72.28 ♦ Rank 11

Plant breeding index (0-10)	10.0
Variety registration index (0-8)	6.5
Time to register new variety (days)	570
Cost to register new variety (% income per capita)	1.5
Seed quality control index (0-12)	5.3

FERTILIZER | DTF Score 67.52 ♦ Rank 22

Fertilizer registration index (0-7)	4.4
Time to register a new fertilizer product (days)	134
Cost to register a new fertilizer product (% income per capita)	9.2
Quality control of fertilizer index (0-7)	4.5
Importing & distributing fertilizer index (0-7)	3.5

MACHINERY | DTF Score 68.10 ♦ Rank 13

Tractor operation index (0-5)	2.0
Time to register a tractor (days)	11
Cost to register a tractor (% income per capita)	0.0
Tractor testing and standards index (0-8)	5.2
Time to obtain type approval (days)	30
Cost to obtain type approval (% income per capita)	12.6
Tractor import index (0-5)	3.0

FINANCE | DTF Score 48.38 ♦ Rank 33

Branchless Banking

Agent banking index (0-5)	0.0
E-money index (0-4)	3.6

Movable Collateral

Warehouse receipts index (0-5)	4.5
Doing Business - getting credit index (0-8)	2.0

Non-bank Lending Institutions

Microfinance institutions index (0-7)	0.0
Financial cooperatives index (0-7)	6.0

MARKETS | DTF Score 53.47 ♦ Rank 38

Producer organizations index (0-13)	5.5
Plant protection index (0-8)	2.0
Agricultural trade index (0-9)	5.5
Documents to export agricultural goods (number)	1
Time to export agricultural goods (days)	2
Cost to export agricultural goods (% income per capita)	0.0

TRANSPORT | DTF Score 49.88 ♦ Rank 37

Trucking licenses and operations index (0-11)	5.5
Time to obtain trucking licenses (days)	235
Cost to obtain trucking licenses (% income per capita)	3.8
Cross-border transportation index (0-9)	5.0
Time to obtain cross-border license (days)	No practice
Cost to obtain cross-border license (% income per capita)	No practice

WATER | DTF Score 67.28 ♦ Rank 17

Integrated water resource management index (0-29)	18.0
Individual water use for irrigation index (0-20)	14.5

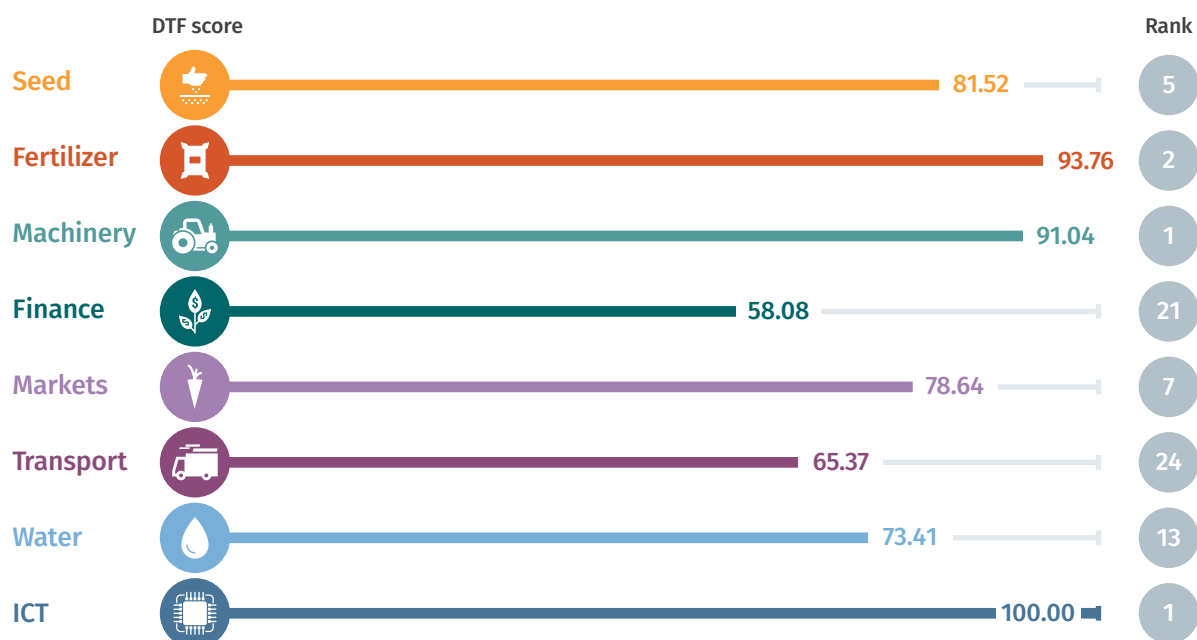
ICT | DTF Score 50.00 ♦ Rank 37

ICT index (0-9)	4.5
-----------------	-----

a. The indicators apply to the formal seed system only.

POLAND

OECD HIGH INCOME
HIGH INCOME



SEED^a | DTF Score 81.52 ♦ Rank 5

Plant breeding index (0-10)	10.0
Variety registration index (0-8)	5.5
Time to register new variety (days)	699
Cost to register new variety (% income per capita)	15.2
Seed quality control index (0-12)	11.5

FERTILIZER | DTF Score 93.76 ♦ Rank 2

Fertilizer registration index (0-7)	7.0
Time to register a new fertilizer product (days)	60
Cost to register a new fertilizer product (% income per capita)	15.7
Quality control of fertilizer index (0-7)	6.5
Importing & distributing fertilizer index (0-7)	6.0

MACHINERY | DTF Score 91.04 ♦ Rank 1

Tractor operation index (0-5)	5.0
Time to register a tractor (days)	2
Cost to register a tractor (% income per capita)	0.4
Tractor testing and standards index (0-8)	7.0
Time to obtain type approval (days)	60
Cost to obtain type approval (% income per capita)	220.5
Tractor import index (0-5)	5.0

FINANCE | DTF Score 58.08 ♦ Rank 21

Branchless Banking

Agent banking index (0-5)	4.1
E-money index (0-4)	3.8

Movable Collateral

Warehouse receipts index (0-5)	0.0
Doing Business - getting credit index (0-8)	7.0

Non-bank Lending Institutions

Microfinance institutions index (0-7)	0.0
Financial cooperatives index (0-7)	6.0

MARKETS | DTF Score 78.64 ♦ Rank 7

Producer organizations index (0-13)	8.8
Plant protection index (0-8)	7.8
Agricultural trade index (0-9)	4.5
Documents to export agricultural goods (number)	0
Time to export agricultural goods (days)	0
Cost to export agricultural goods (% income per capita)	0.0

TRANSPORT | DTF Score 65.37 ♦ Rank 24

Trucking licenses and operations index (0-11)	8.8
Time to obtain trucking licenses (days)	90
Cost to obtain trucking licenses (% income per capita)	1.7
Cross-border transportation index (0-9)	9.0
Time to obtain cross-border license (days)	90
Cost to obtain cross-border license (% income per capita)	19.4

WATER | DTF Score 73.41 ♦ Rank 13

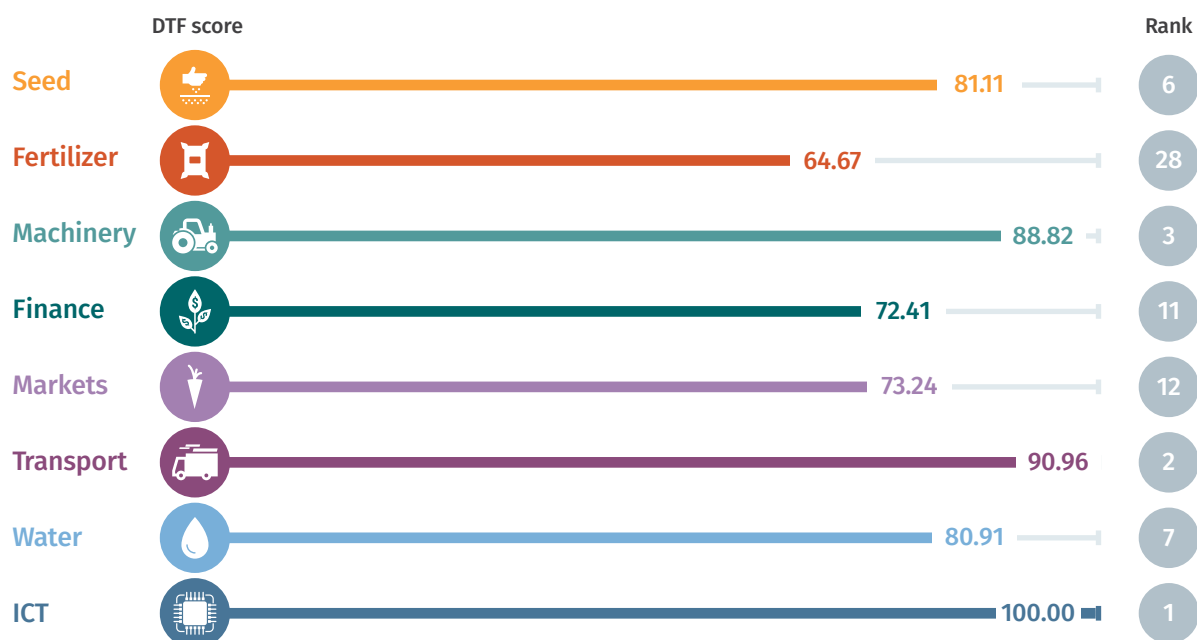
Integrated water resource management index (0-29)	23.0
Individual water use for irrigation index (0-20)	13.5

ICT | DTF Score 100.00 ♦ Rank 1

ICT index (0-9)	9.0
-----------------	-----

a. The indicators apply to the formal seed system only.





SEED^a | DTF Score 81.11 ♦ Rank 6

Plant breeding index (0-10)	10.0
Variety registration index (0-8)	5.5
Time to register new variety (days)	654
Cost to register new variety (% income per capita)	23.2
Seed quality control index (0-12)	11.0

FERTILIZER | DTF Score 64.67 ♦ Rank 28

Fertilizer registration index (0-7)	4.8
Time to register a new fertilizer product (days)	1205
Cost to register a new fertilizer product (% income per capita)	46.3
Quality control of fertilizer index (0-7)	6.5
Importing & distributing fertilizer index (0-7)	3.0

MACHINERY | DTF Score 88.82 ♦ Rank 3

Tractor operation index (0-5)	5.0
Time to register a tractor (days)	30
Cost to register a tractor (% income per capita)	0.4
Tractor testing and standards index (0-8)	8.0
Time to obtain type approval (days)	30
Cost to obtain type approval (% income per capita)	7.7
Tractor import index (0-5)	5.0

FINANCE | DTF Score 72.41 ♦ Rank 11

Branchless Banking

Agent banking index (0-5)	3.4
E-money index (0-4)	3.8

Movable Collateral

Warehouse receipts index (0-5)	5.0
Doing Business - getting credit index (0-8)	7.0

Non-bank Lending Institutions

Microfinance institutions index (0-7)	0.0
Financial cooperatives index (0-7)	6.0

MARKETS | DTF Score 73.24 ♦ Rank 12

Producer organizations index (0-13)	7.3
Plant protection index (0-8)	6.5
Agricultural trade index (0-9)	5.0
Documents to export agricultural goods (number)	0
Time to export agricultural goods (days)	0
Cost to export agricultural goods (% income per capita)	0.0

TRANSPORT | DTF Score 90.96 ♦ Rank 2

Trucking licenses and operations index (0-11)	9.8
Time to obtain trucking licenses (days)	15
Cost to obtain trucking licenses (% income per capita)	2.0
Cross-border transportation index (0-9)	9.0
Time to obtain cross-border license (days)	15
Cost to obtain cross-border license (% income per capita)	2.0

WATER | DTF Score 80.91 ♦ Rank 7

Integrated water resource management index (0-29)	23.0
Individual water use for irrigation index (0-20)	16.5

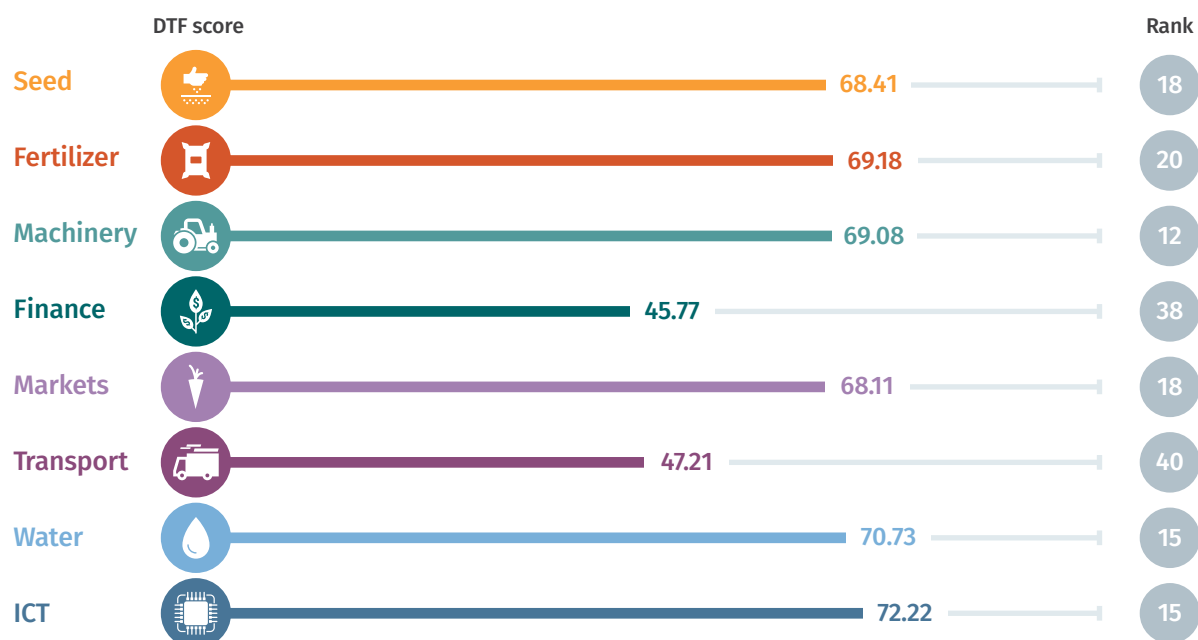
ICT | DTF Score 100.00 ♦ Rank 1

ICT index (0-9)	9.0
-----------------	-----

a. The indicators apply to the formal seed system only.

RUSSIAN FEDERATION

EUROPE & CENTRAL ASIA
UPPER MIDDLE INCOME



SEED^a | DTF Score 68.41 ◇ Rank 18

Plant breeding index (0-10)	9.0
Variety registration index (0-8)	7.0
Time to register new variety (days)	716
Cost to register new variety (% income per capita)	0.0
Seed quality control index (0-12)	4.0

FERTILIZER | DTF Score 69.18 ◇ Rank 20

Fertilizer registration index (0-7)	4.8
Time to register a new fertilizer product (days)	330
Cost to register a new fertilizer product (% income per capita)	59.6
Quality control of fertilizer index (0-7)	3.0
Importing & distributing fertilizer index (0-7)	6.0

MACHINERY | DTF Score 69.08 ◇ Rank 12

Tractor operation index (0-5)	3.0
Time to register a tractor (days)	5
Cost to register a tractor (% income per capita)	0.4
Tractor testing and standards index (0-8)	6.2
Time to obtain type approval (days)	189
Cost to obtain type approval (% income per capita)	558.6
Tractor import index (0-5)	5.0

FINANCE | DTF Score 45.77 ◇ Rank 38

Branchless Banking

Agent banking index (0-5)	3.6
E-money index (0-4)	1.0

Movable Collateral

Warehouse receipts index (0-5)	3.5
Doing Business - getting credit index (0-8)	4.0

Non-bank Lending Institutions

Microfinance institutions index (0-7)	0.0
Financial cooperatives index (0-7)	4.0

MARKETS | DTF Score 68.11 ◇ Rank 18

Producer organizations index (0-13)	7.8
Plant protection index (0-8)	6.5
Agricultural trade index (0-9)	7.0
Documents to export agricultural goods (number)	4
Time to export agricultural goods (days)	4
Cost to export agricultural goods (% income per capita)	0.2

TRANSPORT | DTF Score 47.21 ◇ Rank 40

Trucking licenses and operations index (0-11)	3.7
Time to obtain trucking licenses (days)	N/A
Cost to obtain trucking licenses (% income per capita)	N/A
Cross-border transportation index (0-9)	5.0
Time to obtain cross-border license (days)	1
Cost to obtain cross-border license (% income per capita)	0.1

WATER | DTF Score 70.73 ◇ Rank 15

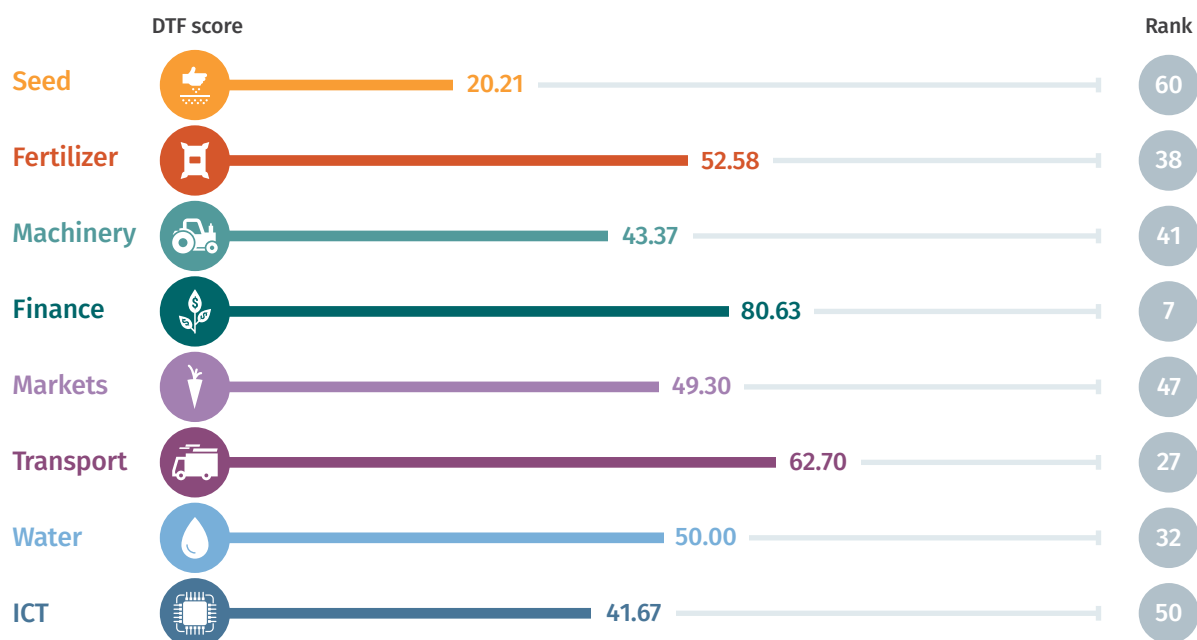
Integrated water resource management index (0-29)	20.0
Individual water use for irrigation index (0-20)	14.5

ICT | DTF Score 72.22 ◇ Rank 15

ICT index (0-9)	6.5
-----------------	-----

a. The indicators apply to the formal seed system only.



**SEED^a | DTF Score 20.21 ◇ Rank 60**

Plant breeding index (0-10)	6.0
Variety registration index (0-8)	1.0
Time to register new variety (days)	No practice
Cost to register new variety (% income per capita)	No practice
Seed quality control index (0-12)	1.0

FERTILIZER | DTF Score 52.58 ◇ Rank 38

Fertilizer registration index (0-7)	1.9
Time to register a new fertilizer product (days)	730
Cost to register a new fertilizer product (% income per capita)	2.0
Quality control of fertilizer index (0-7)	4.0
Importing & distributing fertilizer index (0-7)	4.5

MACHINERY | DTF Score 43.37 ◇ Rank 41

Tractor operation index (0-5)	2.5
Time to register a tractor (days)	2
Cost to register a tractor (% income per capita)	153.7
Tractor testing and standards index (0-8)	1.5
Time to obtain type approval (days)	N/A
Cost to obtain type approval (% income per capita)	N/A
Tractor import index (0-5)	5.0

FINANCE | DTF Score 80.63 ◇ Rank 7**Branchless Banking**

Agent banking index (0-5)	3.7
E-money index (0-4)	3.9

Movable Collateral

Warehouse receipts index (0-5)	3.5
Doing Business - getting credit index (0-8)	8.0

Non-bank Lending Institutions

Microfinance institutions index (0-7)	5.0
Financial cooperatives index (0-7)	5.0

MARKETS | DTF Score 49.30 ◇ Rank 47

Producer organizations index (0-13)	9.0
Plant protection index (0-8)	0.5
Agricultural trade index (0-9)	3.0
Documents to export agricultural goods (number)	1
Time to export agricultural goods (days)	1
Cost to export agricultural goods (% income per capita)	0.0

TRANSPORT | DTF Score 62.70 ◇ Rank 27

Trucking licenses and operations index (0-11)	5.0
Time to obtain trucking licenses (days)	7
Cost to obtain trucking licenses (% income per capita)	21.5
Cross-border transportation index (0-9)	6.0
Time to obtain cross-border license (days)	1
Cost to obtain cross-border license (% income per capita)	28.6

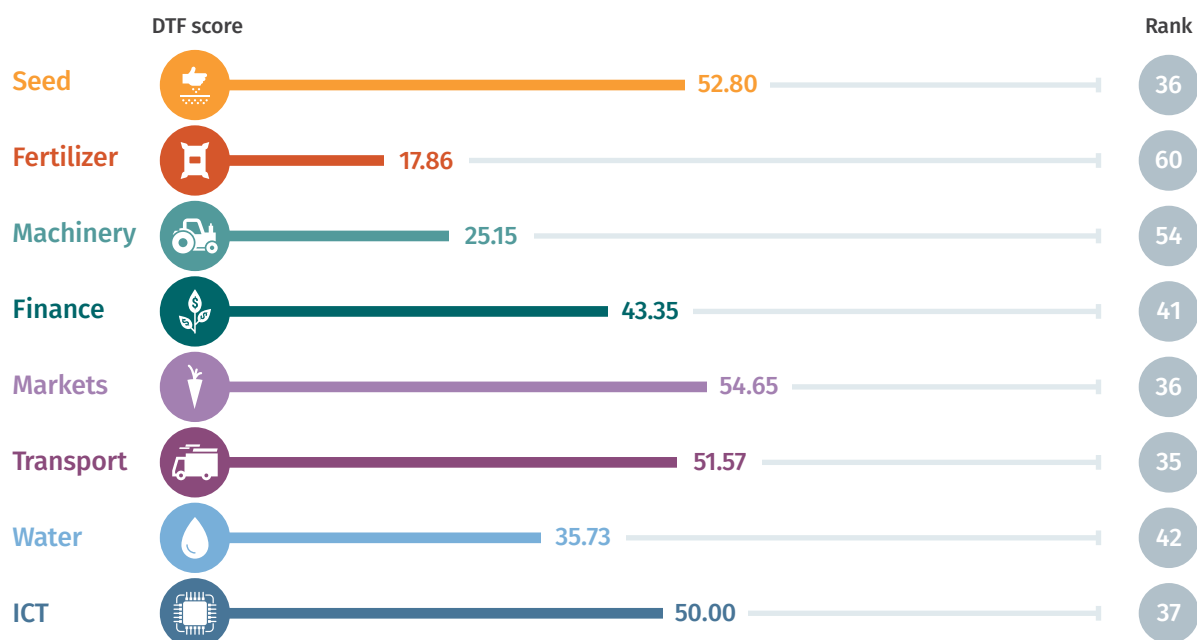
WATER | DTF Score 50.00 ◇ Rank 32

Integrated water resource management index (0-29)	14.5
Individual water use for irrigation index (0-20)	10.0

ICT | DTF Score 41.67 ◇ Rank 50

ICT index (0-9)	3.8
-----------------	-----

a. The indicators apply to the formal seed system only.



SEED^a | DTF Score 52.80 ◇ Rank 36

Plant breeding index (0-10)	7.0
Variety registration index (0-8)	5.5
Time to register new variety (days)	561
Cost to register new variety (% income per capita)	708.5
Seed quality control index (0-12)	5.5

FERTILIZER | DTF Score 17.86 ◇ Rank 60

Fertilizer registration index (0-7)	0.0
Time to register a new fertilizer product (days)	N/A
Cost to register a new fertilizer product (% income per capita)	N/A
Quality control of fertilizer index (0-7)	1.0
Importing & distributing fertilizer index (0-7)	4.0

MACHINERY | DTF Score 25.15 ◇ Rank 54

Tractor operation index (0-5)	1.0
Time to register a tractor (days)	5
Cost to register a tractor (% income per capita)	0.6
Tractor testing and standards index (0-8)	0.3
Time to obtain type approval (days)	N/A
Cost to obtain type approval (% income per capita)	N/A
Tractor import index (0-5)	0.5

FINANCE | DTF Score 43.35 ◇ Rank 41

Branchless Banking

Agent banking index (0-5)	0.0
E-money index (0-4)	3.8

Movable Collateral

Warehouse receipts index (0-5)	0.0
Doing Business - getting credit index (0-8)	4.0

Non-bank Lending Institutions

Microfinance institutions index (0-7)	4.0
Financial cooperatives index (0-7)	4.0

MARKETS | DTF Score 54.65 ◇ Rank 36

Producer organizations index (0-13)	7.8
Plant protection index (0-8)	3.5
Agricultural trade index (0-9)	4.0
Documents to export agricultural goods (number)	2
Time to export agricultural goods (days)	3
Cost to export agricultural goods (% income per capita)	3.8

TRANSPORT | DTF Score 51.57 ◇ Rank 35

Trucking licenses and operations index (0-11)	6.8
Time to obtain trucking licenses (days)	12
Cost to obtain trucking licenses (% income per capita)	2.8
Cross-border transportation index (0-9)	5.0
Time to obtain cross-border license (days)	No practice
Cost to obtain cross-border license (% income per capita)	No practice

WATER | DTF Score 35.73 ◇ Rank 42

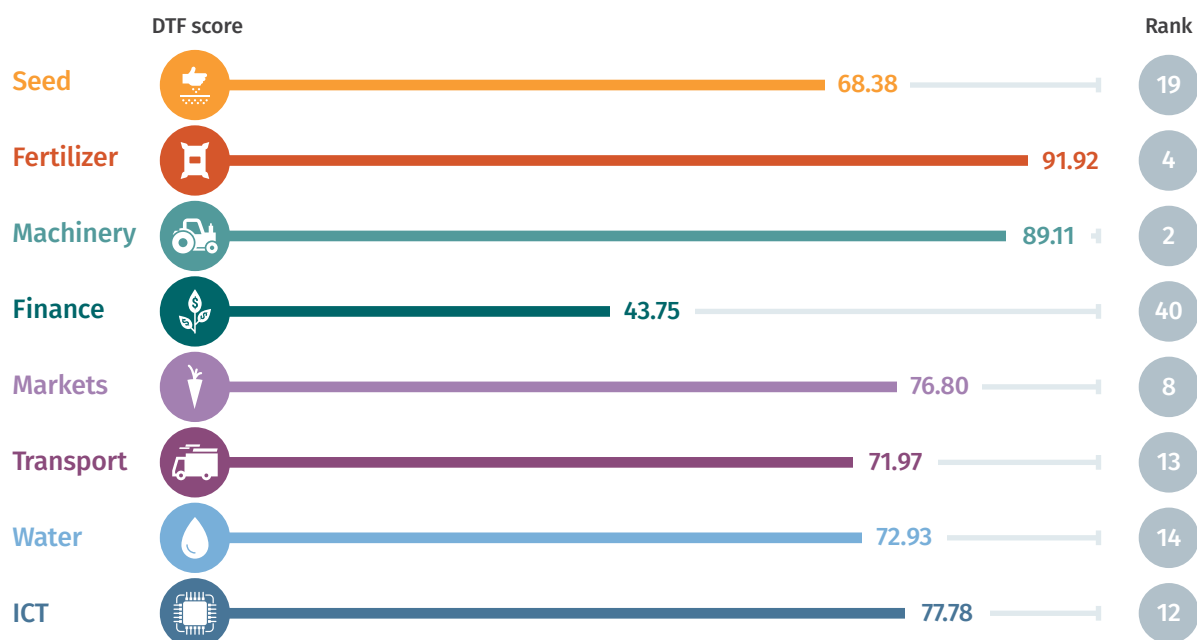
Integrated water resource management index (0-29)	5.5
Individual water use for irrigation index (0-20)	10.5

ICT | DTF Score 50.00 ◇ Rank 37

ICT index (0-9)	4.5
-----------------	-----

a. The indicators apply to the formal seed system only.





SEED^a | DTF Score 68.38 ◇ Rank 19

Plant breeding index (0-10)	8.0
Variety registration index (0-8)	5.0
Time to register new variety (days)	604
Cost to register new variety (% income per capita)	0.4
Seed quality control index (0-12)	7.0

FERTILIZER | DTF Score 91.92 ◇ Rank 4

Fertilizer registration index (0-7)	5.8
Time to register a new fertilizer product (days)	22
Cost to register a new fertilizer product (% income per capita)	5.3
Quality control of fertilizer index (0-7)	6.0
Importing & distributing fertilizer index (0-7)	7.0

MACHINERY | DTF Score 89.11 ◇ Rank 2

Tractor operation index (0-5)	3.0
Time to register a tractor (days)	2
Cost to register a tractor (% income per capita)	5.6
Tractor testing and standards index (0-8)	8.0
Time to obtain type approval (days)	30
Cost to obtain type approval (% income per capita)	2.7
Tractor import index (0-5)	5.0

FINANCE | DTF Score 43.75 ◇ Rank 40

Branchless Banking	0.0
Agent banking index (0-5)	4.0
E-money index (0-4)	
Movable Collateral	5.0
Warehouse receipts index (0-5)	5.0
Doing Business - getting credit index (0-8)	
Non-bank Lending Institutions	0.0
Microfinance institutions index (0-7)	0.0
Financial cooperatives index (0-7)	

MARKETS | DTF Score 76.80 ◇ Rank 8

Producer organizations index (0-13)	7.0
Plant protection index (0-8)	7.0
Agricultural trade index (0-9)	6.5
Documents to export agricultural goods (number)	1
Time to export agricultural goods (days)	2
Cost to export agricultural goods (% income per capita)	0.2

TRANSPORT | DTF Score 71.97 ◇ Rank 13

Trucking licenses and operations index (0-11)	6.5
Time to obtain trucking licenses (days)	30
Cost to obtain trucking licenses (% income per capita)	1.6
Cross-border transportation index (0-9)	7.0
Time to obtain cross-border license (days)	30
Cost to obtain cross-border license (% income per capita)	4.3

WATER | DTF Score 72.93 ◇ Rank 14

Integrated water resource management index (0-29)	22.0
Individual water use for irrigation index (0-20)	14.0

ICT | DTF Score 77.78 ◇ Rank 12

ICT index (0-9)	7.0
-----------------	-----

a. The indicators apply to the formal seed system only.



SEED^a | DTF Score 86.65 ◇ Rank 2

Plant breeding index (0-10)	10.0
Variety registration index (0-8)	6.0
Time to register new variety (days)	598
Cost to register new variety (% income per capita)	9.3
Seed quality control index (0-12)	12.0

FERTILIZER | DTF Score 91.10 ◇ Rank 5

Fertilizer registration index (0-7)	5.8
Time to register a new fertilizer product (days)	90
Cost to register a new fertilizer product (% income per capita)	0.0
Quality control of fertilizer index (0-7)	7.0
Importing & distributing fertilizer index (0-7)	6.0

MACHINERY | DTF Score 83.23 ◇ Rank 6

Tractor operation index (0-5)	4.5
Time to register a tractor (days)	5
Cost to register a tractor (% income per capita)	0.6
Tractor testing and standards index (0-8)	7.0
Time to obtain type approval (days)	451
Cost to obtain type approval (% income per capita)	32.2
Tractor import index (0-5)	5.0

FINANCE | DTF Score 86.67 ◇ Rank 3

Branchless Banking

Agent banking index (0-5)	N/A
E-money index (0-4)	3.8

Movable Collateral

Warehouse receipts index (0-5)	3.5
Doing Business - getting credit index (0-8)	5.0

Non-bank Lending Institutions

Microfinance institutions index (0-7)	N/A
Financial cooperatives index (0-7)	7.0

MARKETS | DTF Score 87.08 ◇ Rank 2

Producer organizations index (0-13)	10.8
Plant protection index (0-8)	7.8
Agricultural trade index (0-9)	5.5
Documents to export agricultural goods (number)	0
Time to export agricultural goods (days)	0
Cost to export agricultural goods (% income per capita)	0.0

TRANSPORT | DTF Score 91.70 ◇ Rank 1

Trucking licenses and operations index (0-11)	9.8
Time to obtain trucking licenses (days)	4
Cost to obtain trucking licenses (% income per capita)	0.2
Cross-border transportation index (0-9)	9.0
Time to obtain cross-border license (days)	25
Cost to obtain cross-border license (% income per capita)	0.5

WATER | DTF Score 94.53 ◇ Rank 1

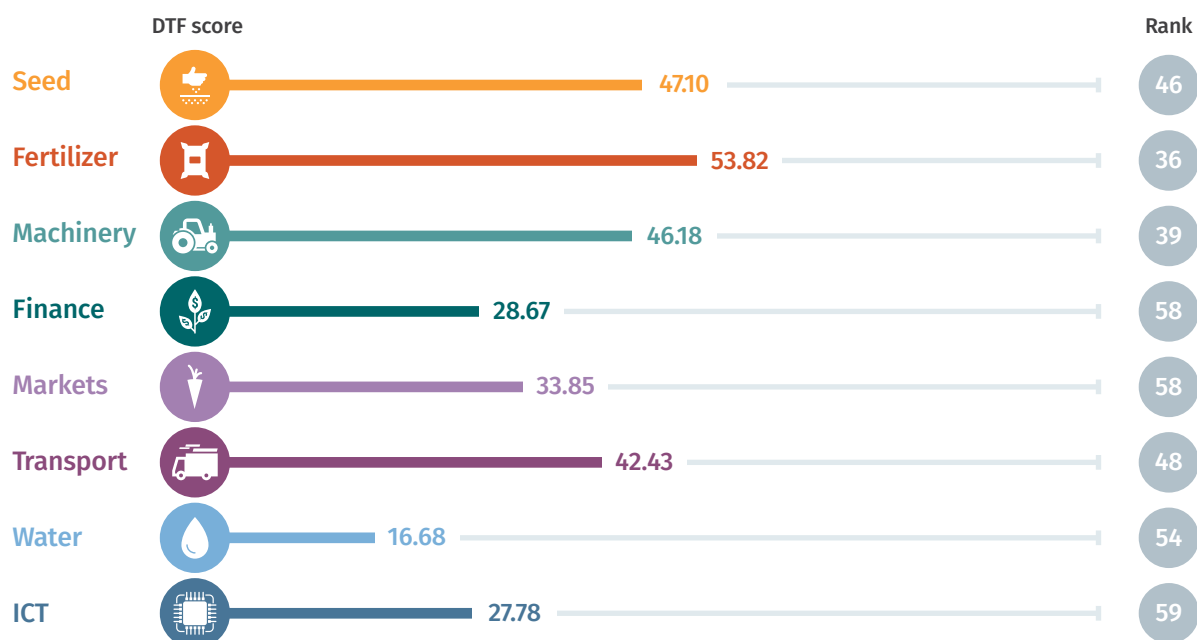
Integrated water resource management index (0-29)	28.0
Individual water use for irrigation index (0-20)	18.5

ICT | DTF Score 100.00 ◇ Rank 1

ICT index (0-9)	9.0
-----------------	-----

a. The indicators apply to the formal seed system only.



**SEED^a | DTF Score 47.10 ♦ Rank 46**

Plant breeding index (0-10)	4.0
Variety registration index (0-8)	3.5
Time to register new variety (days)	298
Cost to register new variety (% income per capita)	0.0
Seed quality control index (0-12)	2.0

FERTILIZER | DTF Score 53.82 ♦ Rank 36

Fertilizer registration index (0-7)	2.4
Time to register a new fertilizer product (days)	365
Cost to register a new fertilizer product (% income per capita)	3.7
Quality control of fertilizer index (0-7)	3.5
Importing & distributing fertilizer index (0-7)	3.5

MACHINERY | DTF Score 46.18 ♦ Rank 39

Tractor operation index (0-5)	2.5
Time to register a tractor (days)	3
Cost to register a tractor (% income per capita)	3.3
Tractor testing and standards index (0-8)	2.3
Time to obtain type approval (days)	N/A
Cost to obtain type approval (% income per capita)	N/A
Tractor import index (0-5)	3.0

FINANCE | DTF Score 28.67 ♦ Rank 58

Branchless Banking	
Agent banking index (0-5)	0.0
E-money index (0-4)	3.7

Movable Collateral

Warehouse receipts index (0-5)	0.0
Doing Business - getting credit index (0-8)	3.0

Non-bank Lending Institutions

Microfinance institutions index (0-7)	0.0
Financial cooperatives index (0-7)	3.0

MARKETS | DTF Score 33.85 ♦ Rank 58

Producer organizations index (0-13)	6.9
Plant protection index (0-8)	2.0
Agricultural trade index (0-9)	2.5
Documents to export agricultural goods (number)	3
Time to export agricultural goods (days)	4
Cost to export agricultural goods (% income per capita)	7.1

TRANSPORT | DTF Score 42.43 ♦ Rank 48

Trucking licenses and operations index (0-11)	3.5
Time to obtain trucking licenses (days)	2
Cost to obtain trucking licenses (% income per capita)	2.7
Cross-border transportation index (0-9)	0.0
Time to obtain cross-border license (days)	N/A
Cost to obtain cross-border license (% income per capita)	N/A

WATER | DTF Score 16.68 ♦ Rank 54

Integrated water resource management index (0-29)	7.5
Individual water use for irrigation index (0-20)	1.5

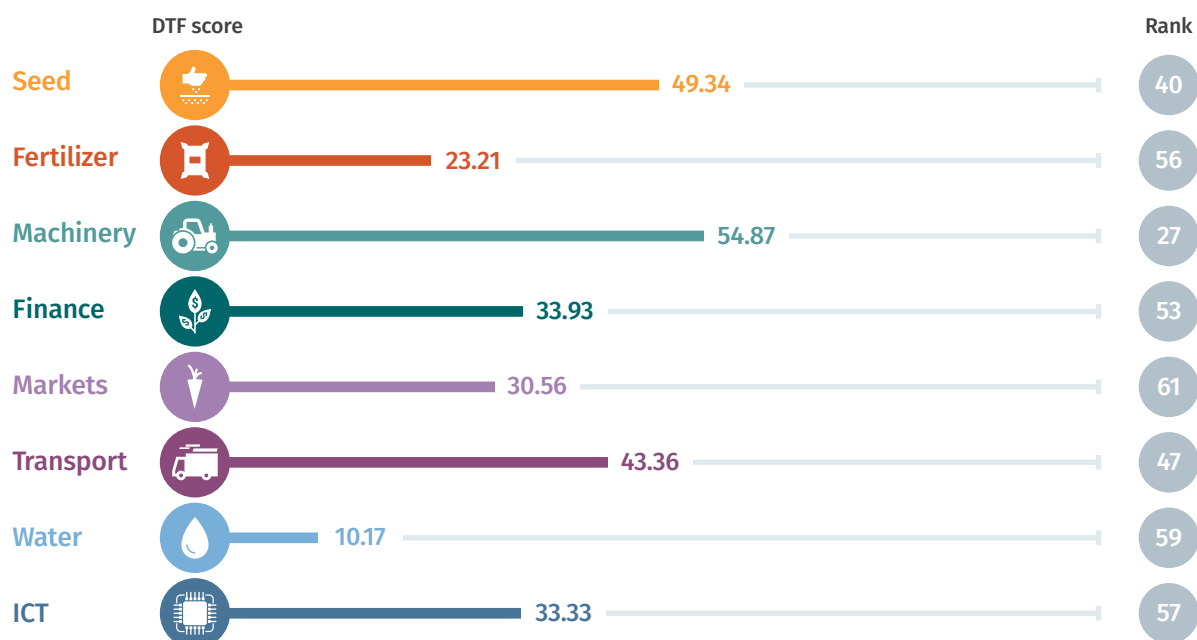
ICT | DTF Score 27.78 ♦ Rank 59

ICT index (0-9)	2.5
-----------------	-----

a. The indicators apply to the formal seed system only.

SUDAN

SUB-SAHARAN AFRICA
LOWER MIDDLE INCOME



SEED^a | DTF Score 49.34 ◇ Rank 40

Plant breeding index (0-10)	8.0
Variety registration index (0-8)	4.5
Time to register new variety (days)	654
Cost to register new variety (% income per capita)	620.7
Seed quality control index (0-12)	4.5

FERTILIZER | DTF Score 23.21 ◇ Rank 56

Fertilizer registration index (0-7)	0.0
Time to register a new fertilizer product (days)	N/A
Cost to register a new fertilizer product (% income per capita)	N/A
Quality control of fertilizer index (0-7)	3.5
Importing & distributing fertilizer index (0-7)	3.0

MACHINERY | DTF Score 54.87 ◇ Rank 27

Tractor operation index (0-5)	2.5
Time to register a tractor (days)	7
Cost to register a tractor (% income per capita)	29.8
Tractor testing and standards index (0-8)	5.3
Time to obtain type approval (days)	45
Cost to obtain type approval (% income per capita)	146.6
Tractor import index (0-5)	1.5

FINANCE | DTF Score 33.93 ◇ Rank 53

Branchless Banking

Agent banking index (0-5)	0.0
E-money index (0-4)	2.0

Movable Collateral

Warehouse receipts index (0-5)	0.0
Doing Business - getting credit index (0-8)	2.0

Non-bank Lending Institutions

Microfinance institutions index (0-7)	5.0
Financial cooperatives index (0-7)	4.0

MARKETS | DTF Score 30.56 ◇ Rank 61

Producer organizations index (0-13)	6.5
Plant protection index (0-8)	1.5
Agricultural trade index (0-9)	No data
Documents to export agricultural goods (number)	2
Time to export agricultural goods (days)	21
Cost to export agricultural goods (% income per capita)	6.1

TRANSPORT | DTF Score 43.46 ◇ Rank 47

Trucking licenses and operations index (0-11)	1.0
Time to obtain trucking licenses (days)	N/A
Cost to obtain trucking licenses (% income per capita)	N/A
Cross-border transportation index (0-9)	7.0
Time to obtain cross-border license (days)	14
Cost to obtain cross-border license (% income per capita)	2.4

WATER | DTF Score 10.17 ◇ Rank 59

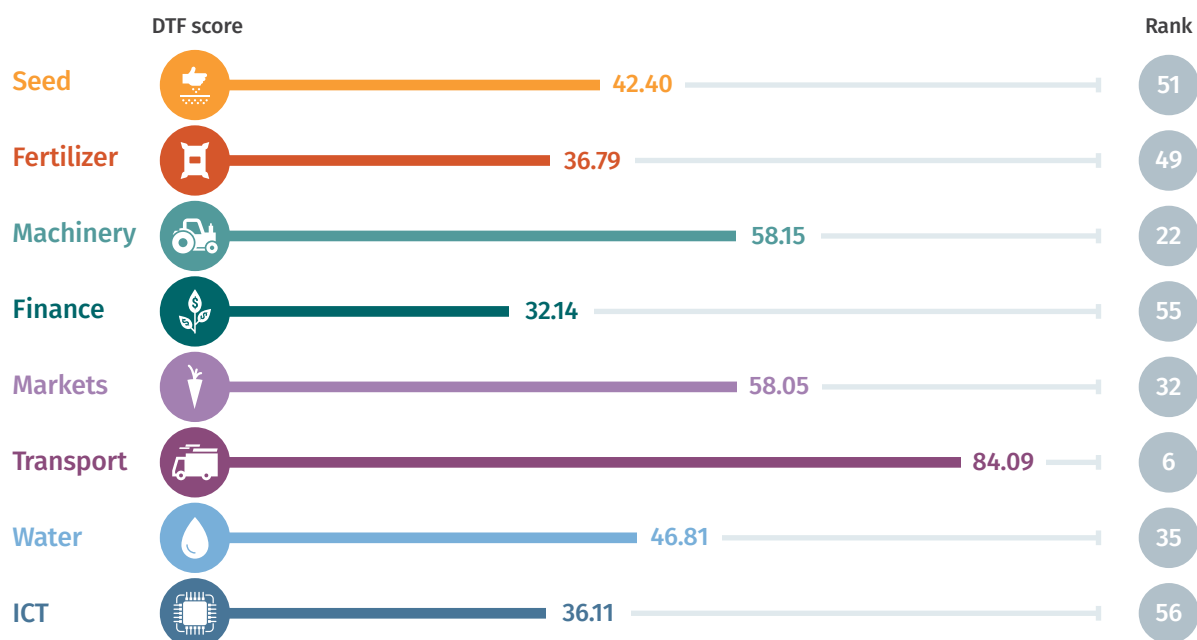
Integrated water resource management index (0-29)	3.0
Individual water use for irrigation index (0-20)	2.0

ICT | DTF Score 33.33 ◇ Rank 57

ICT index (0-9)	3.0
-----------------	-----

a. The indicators apply to the formal seed system only.





SEED^a | DTF Score 42.40 ◇ Rank 51

Plant breeding index (0-10)	8.0
Variety registration index (0-8)	4.5
Time to register new variety (days)	No practice
Cost to register new variety (% income per capita)	No practice
Seed quality control index (0-12)	4.0

FERTILIZER | DTF Score 36.79 ◇ Rank 49

Fertilizer registration index (0-7)	2.3
Time to register a new fertilizer product (days)	No practice
Cost to register a new fertilizer product (% income per capita)	No practice
Quality control of fertilizer index (0-7)	2.0
Importing & distributing fertilizer index (0-7)	6.0

MACHINERY | DTF Score 58.15 ◇ Rank 22

Tractor operation index (0-5)	3.0
Time to register a tractor (days)	10
Cost to register a tractor (% income per capita)	1.5
Tractor testing and standards index (0-8)	4.0
Time to obtain type approval (days)	No practice
Cost to obtain type approval (% income per capita)	No practice
Tractor import index (0-5)	5.0

FINANCE | DTF Score 32.14 ◇ Rank 55

Branchless Banking

Agent banking index (0-5)	0.0
E-money index (0-4)	1.0

Movable Collateral

Warehouse receipts index (0-5)	0.0
Doing Business - getting credit index (0-8)	2.0

Non-bank Lending Institutions

Microfinance institutions index (0-7)	7.0
Financial cooperatives index (0-7)	3.0

MARKETS | DTF Score 58.05 ◇ Rank 32

Producer organizations index (0-13)	9.0
Plant protection index (0-8)	4.5
Agricultural trade index (0-9)	5.5
Documents to export agricultural goods (number)	2
Time to export agricultural goods (days)	6
Cost to export agricultural goods (% income per capita)	4.3

TRANSPORT | DTF Score 84.09 ◇ Rank 6

Trucking licenses and operations index (0-11)	9.5
Time to obtain trucking licenses (days)	2
Cost to obtain trucking licenses (% income per capita)	0.4
Cross-border transportation index (0-9)	5.0
Time to obtain cross-border license (days)	1
Cost to obtain cross-border license (% income per capita)	5.1

WATER | DTF Score 46.81 ◇ Rank 35

Integrated water resource management index (0-29)	17.0
Individual water use for irrigation index (0-20)	7.0

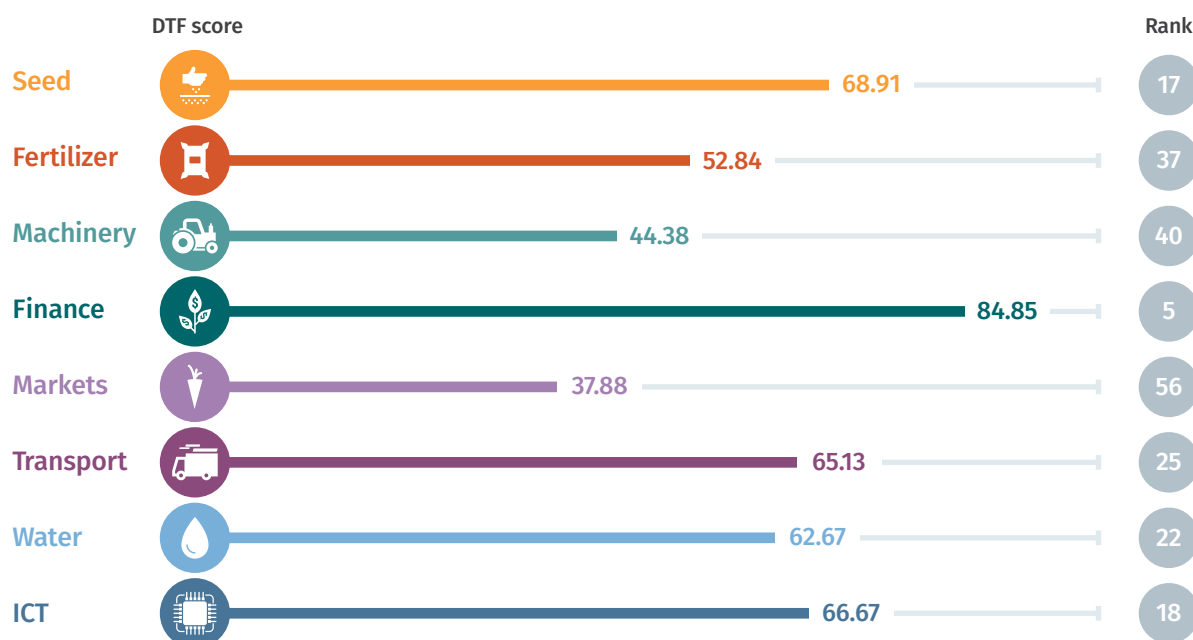
ICT | DTF Score 36.11 ◇ Rank 56

ICT index (0-9)	3.3
-----------------	-----

a. The indicators apply to the formal seed system only.

TANZANIA

SUB-SAHARAN AFRICA LOW INCOME



SEED^a | DTF Score 68.91 ♦ Rank 17

Plant breeding index (0-10)	9.0
Variety registration index (0-8)	4.0
Time to register new variety (days)	333
Cost to register new variety (% income per capita)	65.1
Seed quality control index (0-12)	6.5

FERTILIZER | DTF Score 52.84 ♦ Rank 37

Fertilizer registration index (0-7)	3.4
Time to register a new fertilizer product (days)	578
Cost to register a new fertilizer product (% income per capita)	983.1
Quality control of fertilizer index (0-7)	7.0
Importing & distributing fertilizer index (0-7)	3.0

MACHINERY | DTF Score 44.38 ♦ Rank 40

Tractor operation index (0-5)	0.5
Time to register a tractor (days)	3
Cost to register a tractor (% income per capita)	20.7
Tractor testing and standards index (0-8)	3.5
Time to obtain type approval (days)	N/A
Cost to obtain type approval (% income per capita)	N/A
Tractor import index (0-5)	5.0

FINANCE | DTF Score 84.85 ♦ Rank 5

Branchless Banking

Agent banking index (0-5)	4.1
E-money index (0-4)	3.7

Movable Collateral

Warehouse receipts index (0-5)	4.5
Doing Business - getting credit index (0-8)	6.0

Non-bank Lending Institutions

Microfinance institutions index (0-7)	6.0
Financial cooperatives index (0-7)	6.0

MARKETS | DTF Score 37.88 ♦ Rank 56

Producer organizations index (0-13)	9.7
Plant protection index (0-8)	3.0
Agricultural trade index (0-9)	3.0
Documents to export agricultural goods (number)	4
Time to export agricultural goods (days)	16
Cost to export agricultural goods (% income per capita)	4.3

TRANSPORT | DTF Score 65.13 ♦ Rank 25

Trucking licenses and operations index (0-11)	3.5
Time to obtain trucking licenses (days)	3
Cost to obtain trucking licenses (% income per capita)	4.7
Cross-border transportation index (0-9)	6.0
Time to obtain cross-border license (days)	14
Cost to obtain cross-border license (% income per capita)	22.0

WATER | DTF Score 62.67 ♦ Rank 22

Integrated water resource management index (0-29)	17.5
Individual water use for irrigation index (0-20)	13.0

ICT | DTF Score 66.67 ♦ Rank 18

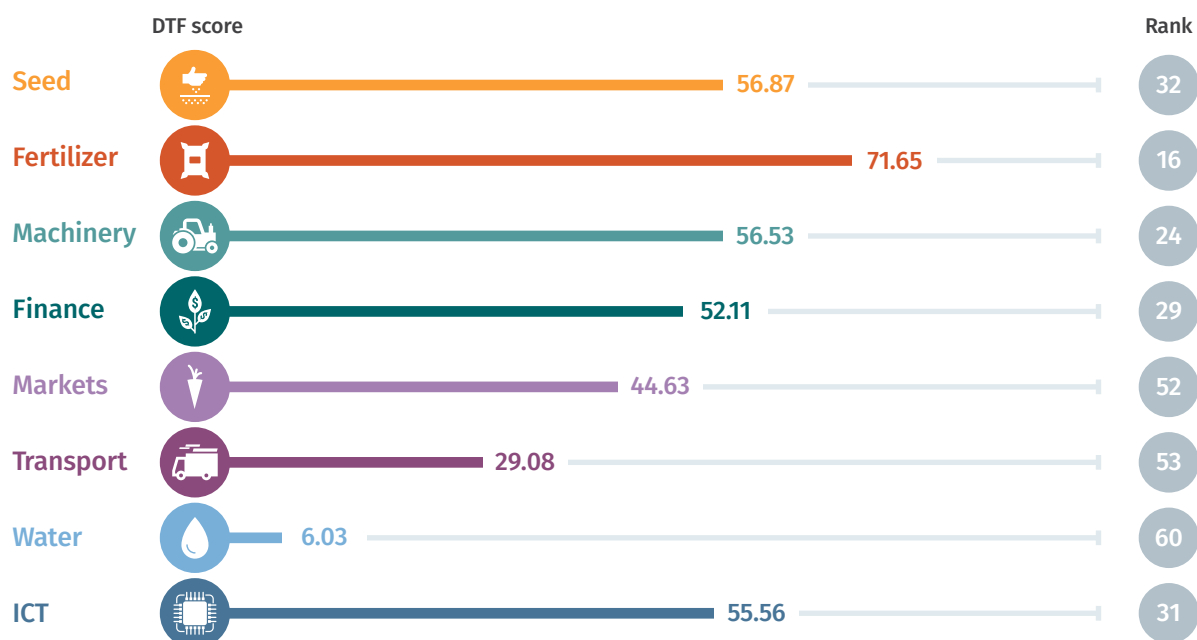
ICT index (0-9)	6.0
-----------------	-----

a. The indicators apply to the formal seed system only. Recent research estimates that 70.2% of Tanzanian farmers' households used non-commercial maize seed for planting during the 2010/2011 season. (Sheahan, M. and Barrett, C.B., 2016. Ten striking facts about agricultural input use in Sub-Saharan Africa. Food Policy.)



THAILAND

EAST ASIA & PACIFIC
UPPER MIDDLE INCOME



SEED^a | DTF Score 56.87 ◇ Rank 32

Plant breeding index (0-10)	8.0
Variety registration index (0-8)	3.0
Time to register new variety (days)	327
Cost to register new variety (% income per capita)	7.3
Seed quality control index (0-12)	3.0

FERTILIZER | DTF Score 71.65 ◇ Rank 16

Fertilizer registration index (0-7)	5.4
Time to register a new fertilizer product (days)	100
Cost to register a new fertilizer product (% income per capita)	2.0
Quality control of fertilizer index (0-7)	4.5
Importing & distributing fertilizer index (0-7)	3.5

MACHINERY | DTF Score 56.53 ◇ Rank 24

Tractor operation index (0-5)	3.0
Time to register a tractor (days)	1
Cost to register a tractor (% income per capita)	0.2
Tractor testing and standards index (0-8)	1.8
Time to obtain type approval (days)	N/A
Cost to obtain type approval (% income per capita)	N/A
Tractor import index (0-5)	5.0

FINANCE | DTF Score 52.11 ◇ Rank 29

Branchless Banking

Agent banking index (0-5)	3.4
E-money index (0-4)	3.5

Movable Collateral

Warehouse receipts index (0-5)	3.8
Doing Business - getting credit index (0-8)	2.0

Non-bank Lending Institutions

Microfinance institutions index (0-7)	0.0
Financial cooperatives index (0-7)	4.0

MARKETS | DTF Score 44.63 ◇ Rank 52

Producer organizations index (0-13)	5.0
Plant protection index (0-8)	3.0
Agricultural trade index (0-9)	4.5
Documents to export agricultural goods (number)	3
Time to export agricultural goods (days)	6
Cost to export agricultural goods (% income per capita)	0.7

TRANSPORT | DTF Score 29.08 ◇ Rank 53

Trucking licenses and operations index (0-11)	5.0
Time to obtain trucking licenses (days)	45
Cost to obtain trucking licenses (% income per capita)	0.8
Cross-border transportation index (0-9)	0.0
Time to obtain cross-border license (days)	No practice
Cost to obtain cross-border license (% income per capita)	No practice

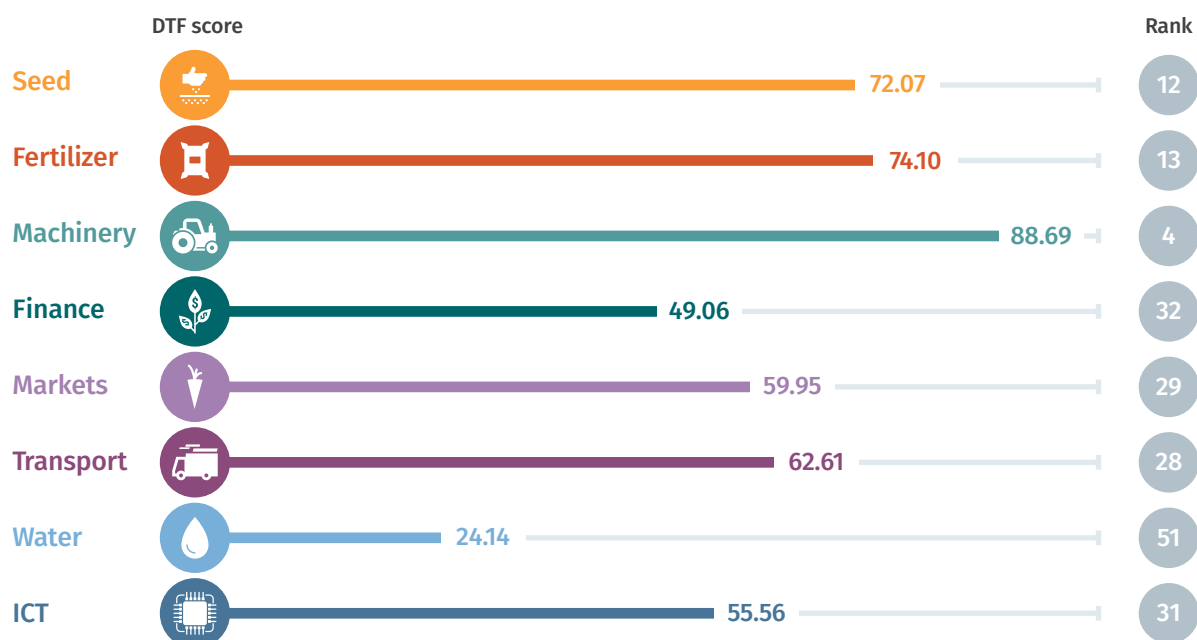
WATER | DTF Score 6.03 ◇ Rank 60

Integrated water resource management index (0-29)	3.5
Individual water use for irrigation index (0-20)	0.0

ICT | DTF Score 55.56 ◇ Rank 31

ICT index (0-9)	5.0
-----------------	-----

a. The indicators apply to the formal seed system only.



SEED^a | DTF Score 72.07 ♦ Rank 12

Plant breeding index (0-10)	6.0
Variety registration index (0-8)	6.5
Time to register new variety (days)	646
Cost to register new variety (% income per capita)	28.8
Seed quality control index (0-12)	10.0

FERTILIZER | DTF Score 74.10 ♦ Rank 13

Fertilizer registration index (0-7)	5.4
Time to register a new fertilizer product (days)	50
Cost to register a new fertilizer product (% income per capita)	1.7
Quality control of fertilizer index (0-7)	5.0
Importing & distributing fertilizer index (0-7)	3.5

MACHINERY | DTF Score 88.69 ♦ Rank 4

Tractor operation index (0-5)	4.5
Time to register a tractor (days)	2
Cost to register a tractor (% income per capita)	2.4
Tractor testing and standards index (0-8)	6.7
Time to obtain type approval (days)	90
Cost to obtain type approval (% income per capita)	102.1
Tractor import index (0-5)	5.0

FINANCE | DTF Score 49.06 ♦ Rank 32

Branchless Banking

Agent banking index (0-5)	0.0
E-money index (0-4)	3.4

Movable Collateral

Warehouse receipts index (0-5)	5.0
Doing Business - getting credit index (0-8)	3.0

Non-bank Lending Institutions

Microfinance institutions index (0-7)	0.0
Financial cooperatives index (0-7)	5.0

MARKETS | DTF Score 59.95 ♦ Rank 29

Producer organizations index (0-13)	5.1
Plant protection index (0-8)	7.0
Agricultural trade index (0-9)	4.0
Documents to export agricultural goods (number)	3
Time to export agricultural goods (days)	3
Cost to export agricultural goods (% income per capita)	0.4

TRANSPORT | DTF Score 62.61 ♦ Rank 28

Trucking licenses and operations index (0-11)	8.7
Time to obtain trucking licenses (days)	4
Cost to obtain trucking licenses (% income per capita)	83.5
Cross-border transportation index (0-9)	7.0
Time to obtain cross-border license (days)	6
Cost to obtain cross-border license (% income per capita)	334.1

WATER | DTF Score 24.14 ♦ Rank 51

Integrated water resource management index (0-29)	14.0
Individual water use for irrigation index (0-20)	0.0

ICT | DTF Score 55.56 ♦ Rank 31

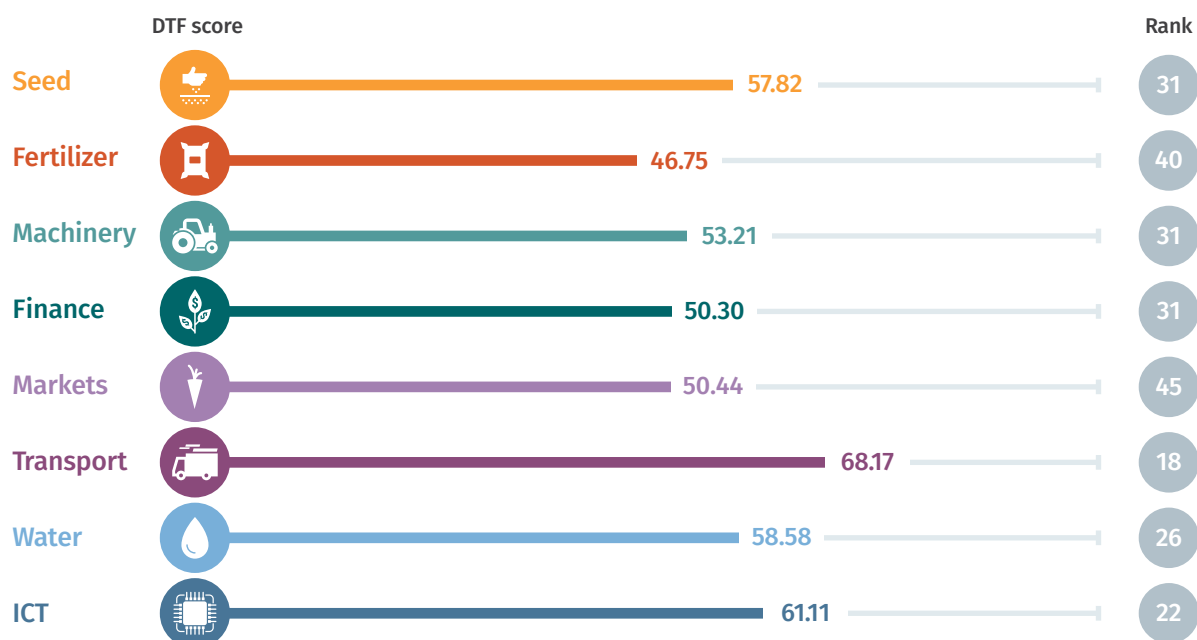
ICT index (0-9)	5.0
-----------------	-----

a. The indicators apply to the formal seed system only.



UGANDA

SUB-SAHARAN AFRICA LOW INCOME



SEED^a | DTF Score 57.82 ♦ Rank 31

Plant breeding index (0-10)	7.0
Variety registration index (0-8)	5.5
Time to register new variety (days)	523
Cost to register new variety (% income per capita)	0.0
Seed quality control index (0-12)	3.0

FERTILIZER | DTF Score 46.75 ♦ Rank 40

Fertilizer registration index (0-7)	3.4
Time to register a new fertilizer product (days)	663
Cost to register a new fertilizer product (% income per capita)	215.3
Quality control of fertilizer index (0-7)	4.0
Importing & distributing fertilizer index (0-7)	2.0

MACHINERY | DTF Score 53.21 ♦ Rank 31

Tractor operation index (0-5)	2.0
Time to register a tractor (days)	9
Cost to register a tractor (% income per capita)	16.3
Tractor testing and standards index (0-8)	5.0
Time to obtain type approval (days)	No practice
Cost to obtain type approval (% income per capita)	No practice
Tractor import index (0-5)	5.0

FINANCE | DTF Score 50.30 ♦ Rank 31

Branchless Banking	
Agent banking index (0-5)	0.0
E-money index (0-4)	1.0
Movable Collateral	
Warehouse receipts index (0-5)	5.0
Doing Business - getting credit index (0-8)	5.0
Non-bank Lending Institutions	
Microfinance institutions index (0-7)	5.0
Financial cooperatives index (0-7)	3.0

MARKETS | DTF Score 50.44 ♦ Rank 45

Producer organizations index (0-13)	6.9
Plant protection index (0-8)	3.0
Agricultural trade index (0-9)	4.0
Documents to export agricultural goods (number)	3
Time to export agricultural goods (days)	4
Cost to export agricultural goods (% income per capita)	0.3

TRANSPORT | DTF Score 68.17 ♦ Rank 18

Trucking licenses and operations index (0-11)	4.5
Time to obtain trucking licenses (days)	1
Cost to obtain trucking licenses (% income per capita)	5.9
Cross-border transportation index (0-9)	6.0
Time to obtain cross-border license (days)	2
Cost to obtain cross-border license (% income per capita)	29.9

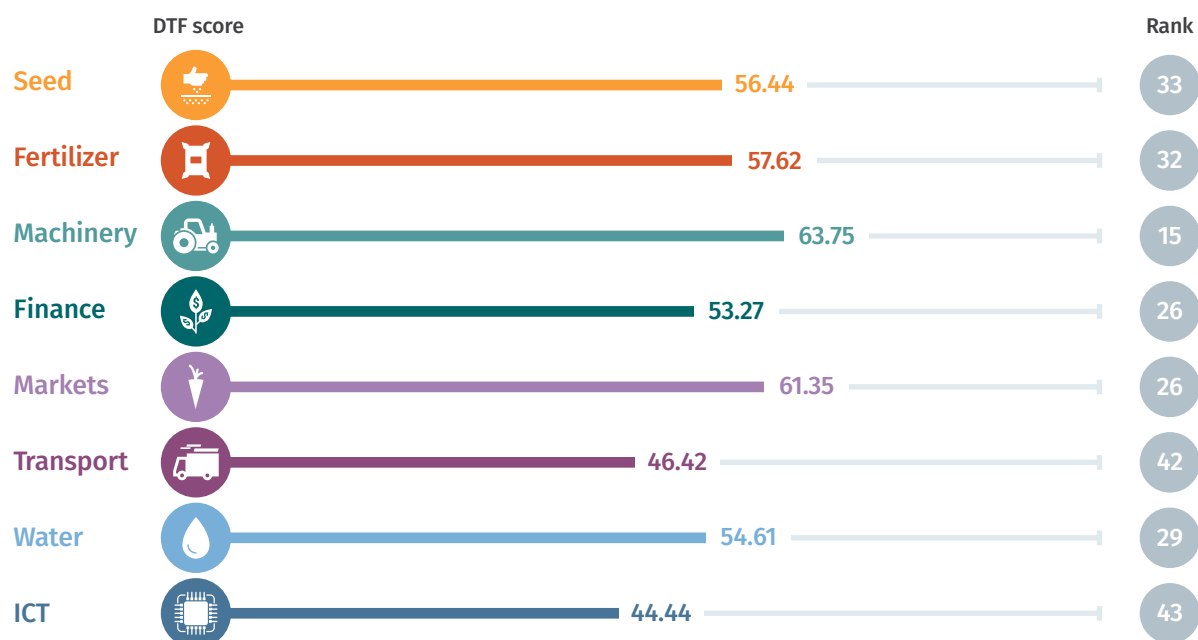
WATER | DTF Score 58.58 ♦ Rank 26

Integrated water resource management index (0-29)	11.5
Individual water use for irrigation index (0-20)	15.5

ICT | DTF Score 61.11 ♦ Rank 22

ICT index (0-9)	5.5
-----------------	-----

a. The indicators apply to the formal seed system only. Recent research estimates that 63.4% of Ugandan farmers' households used non-commercial maize seed for planting during the 2010/2011 season. (Sheahan, M. and Barrett, C.B., 2016. Ten striking facts about agricultural input use in Sub-Saharan Africa. Food Policy.)



SEED^a | DTF Score 56.44 ◇ Rank 33

Plant breeding index (0-10)	8.0
Variety registration index (0-8)	5.0
Time to register new variety (days)	714
Cost to register new variety (% income per capita)	25.4
Seed quality control index (0-12)	3.0

FERTILIZER | DTF Score 57.62 ◇ Rank 32

Fertilizer registration index (0-7)	4.8
Time to register a new fertilizer product (days)	325
Cost to register a new fertilizer product (% income per capita)	845.8
Quality control of fertilizer index (0-7)	3.0
Importing & distributing fertilizer index (0-7)	6.0

MACHINERY | DTF Score 63.75 ◇ Rank 15

Tractor operation index (0-5)	0.5
Time to register a tractor (days)	6
Cost to register a tractor (% income per capita)	2.2
Tractor testing and standards index (0-8)	4.8
Time to obtain type approval (days)	No data
Cost to obtain type approval (% income per capita)	219.7
Tractor import index (0-5)	5.0

FINANCE | DTF Score 53.27 ◇ Rank 26

Branchless Banking

Agent banking index (0-5)	3.1
E-money index (0-4)	1.0

Movable Collateral

Warehouse receipts index (0-5)	5.0
Doing Business - getting credit index (0-8)	6.0

Non-bank Lending Institutions

Microfinance institutions index (0-7)	0.0
Financial cooperatives index (0-7)	4.0

MARKETS | DTF Score 61.35 ◇ Rank 26

Producer organizations index (0-13)	8.4
Plant protection index (0-8)	4.5
Agricultural trade index (0-9)	5.0
Documents to export agricultural goods (number)	3
Time to export agricultural goods (days)	5
Cost to export agricultural goods (% income per capita)	0.9

TRANSPORT | DTF Score 46.42 ◇ Rank 42

Trucking licenses and operations index (0-11)	2.0
Time to obtain trucking licenses (days)	N/A
Cost to obtain trucking licenses (% income per capita)	N/A
Cross-border transportation index (0-9)	7.0
Time to obtain cross-border license (days)	10
Cost to obtain cross-border license (% income per capita)	3.2

WATER | DTF Score 54.61 ◇ Rank 29

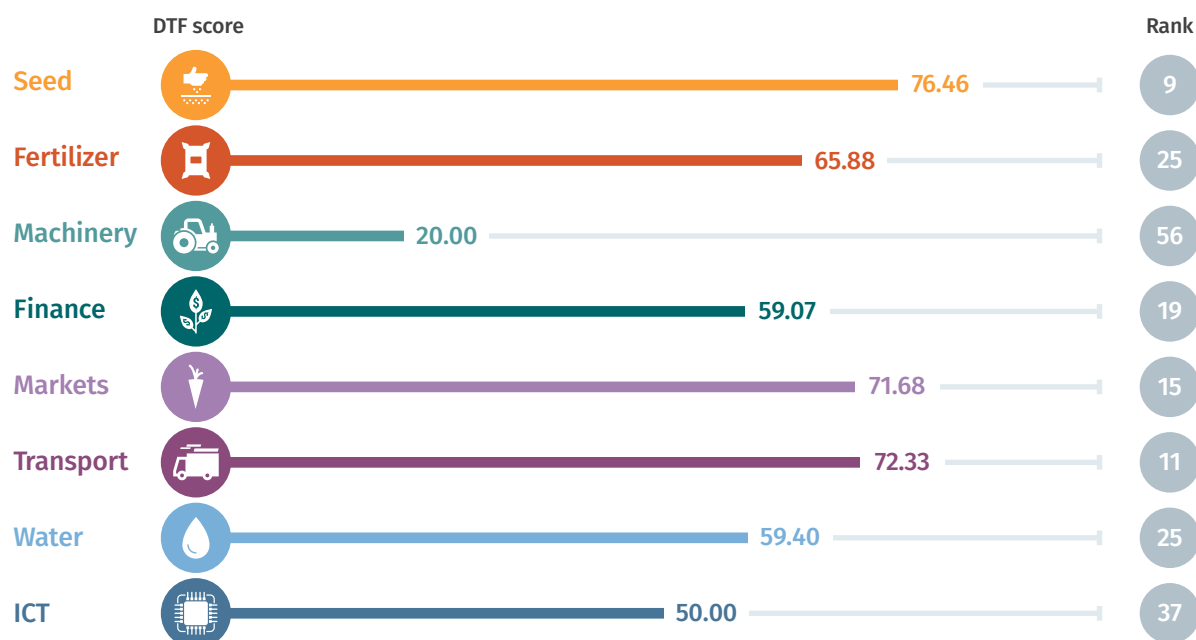
Integrated water resource management index (0-29)	15.0
Individual water use for irrigation index (0-20)	11.5

ICT | DTF Score 44.44 ◇ Rank 43

ICT index (0-9)	4.0
-----------------	-----

a. The indicators apply to the formal seed system only.





SEED^a | DTF Score 76.46 ◇ Rank 9

Plant breeding index (0-10)	10.0
Variety registration index (0-8)	4.0
Time to register new variety (days)	305
Cost to register new variety (% income per capita)	5.0
Seed quality control index (0-12)	8.3

FERTILIZER | DTF Score 65.88 ◇ Rank 25

Fertilizer registration index (0-7)	4.0
Time to register a new fertilizer product (days)	11
Cost to register a new fertilizer product (% income per capita)	12.6
Quality control of fertilizer index (0-7)	4.5
Importing & distributing fertilizer index (0-7)	3.0

MACHINERY | DTF Score 20.00 ◇ Rank 56

Tractor operation index (0-5)	0.0
Time to register a tractor (days)	N/A
Cost to register a tractor (% income per capita)	N/A
Tractor testing and standards index (0-8)	0.0
Time to obtain type approval (days)	N/A
Cost to obtain type approval (% income per capita)	N/A
Tractor import index (0-5)	5.0

FINANCE | DTF Score 59.07 ◇ Rank 19

Branchless Banking

Agent banking index (0-5)	3.7
E-money index (0-4)	3.5

Movable Collateral

Warehouse receipts index (0-5)	4.3
Doing Business - getting credit index (0-8)	3.0

Non-bank Lending Institutions

Microfinance institutions index (0-7)	0.0
Financial cooperatives index (0-7)	5.0

MARKETS | DTF Score 71.68 ◇ Rank 15

Producer organizations index (0-13)	10.1
Plant protection index (0-8)	4.5
Agricultural trade index (0-9)	5.5
Documents to export agricultural goods (number)	1
Time to export agricultural goods (days)	2
Cost to export agricultural goods (% income per capita)	0.2

TRANSPORT | DTF Score 72.33 ◇ Rank 11

Trucking licenses and operations index (0-11)	5.5
Time to obtain trucking licenses (days)	2
Cost to obtain trucking licenses (% income per capita)	0.0
Cross-border transportation index (0-9)	6.0
Time to obtain cross-border license (days)	33
Cost to obtain cross-border license (% income per capita)	0.0

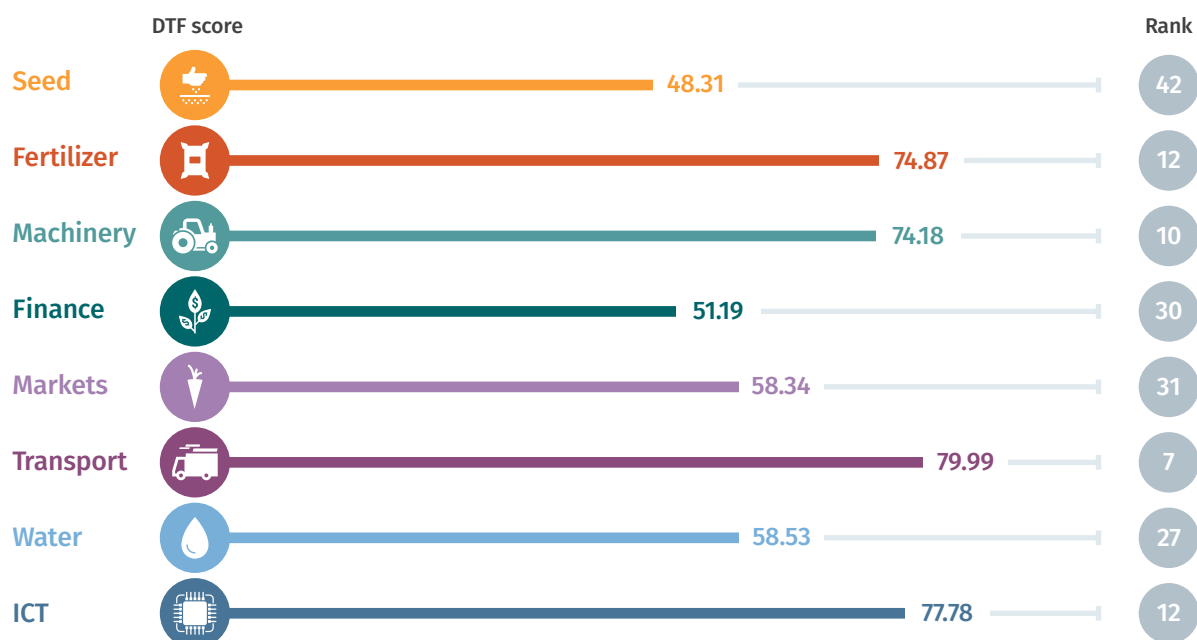
WATER | DTF Score 59.40 ◇ Rank 25

Integrated water resource management index (0-29)	18.5
Individual water use for irrigation index (0-20)	11.0

ICT | DTF Score 50.00 ◇ Rank 37

ICT index (0-9)	4.5
-----------------	-----

a. The indicators apply to the formal seed system only.

**SEED^a | DTF Score 48.31 ◇ Rank 42**

Plant breeding index (0-10)	6.0
Variety registration index (0-8)	5.0
Time to register new variety (days)	901
Cost to register new variety (% income per capita)	406.2
Seed quality control index (0-12)	5.0

FERTILIZER | DTF Score 74.87 ◇ Rank 12

Fertilizer registration index (0-7)	6.0
Time to register a new fertilizer product (days)	15
Cost to register a new fertilizer product (% income per capita)	5.2
Quality control of fertilizer index (0-7)	5.0
Importing & distributing fertilizer index (0-7)	3.0

MACHINERY | DTF Score 74.18 ◇ Rank 10

Tractor operation index (0-5)	2.0
Time to register a tractor (days)	10
Cost to register a tractor (% income per capita)	3.5
Tractor testing and standards index (0-8)	4.3
Time to obtain type approval (days)	11
Cost to obtain type approval (% income per capita)	0.5
Tractor import index (0-5)	5.0

FINANCE | DTF Score 51.19 ◇ Rank 30**Branchless Banking**

Agent banking index (0-5)	0.0
E-money index (0-4)	3.0

Movable Collateral

Warehouse receipts index (0-5)	0.0
Doing Business - getting credit index (0-8)	6.0

Non-bank Lending Institutions

Microfinance institutions index (0-7)	5.0
Financial cooperatives index (0-7)	6.0

MARKETS | DTF Score 58.34 ◇ Rank 31

Producer organizations index (0-13)	8.3
Plant protection index (0-8)	5.5
Agricultural trade index (0-9)	3.5
Documents to export agricultural goods (number)	2
Time to export agricultural goods (days)	3
Cost to export agricultural goods (% income per capita)	1.9

TRANSPORT | DTF Score 79.99 ◇ Rank 7

Trucking licenses and operations index (0-11)	5.0
Time to obtain trucking licenses (days)	3
Cost to obtain trucking licenses (% income per capita)	0.5
Cross-border transportation index (0-9)	7.0
Time to obtain cross-border license (days)	2
Cost to obtain cross-border license (% income per capita)	0.5

WATER | DTF Score 58.53 ◇ Rank 27

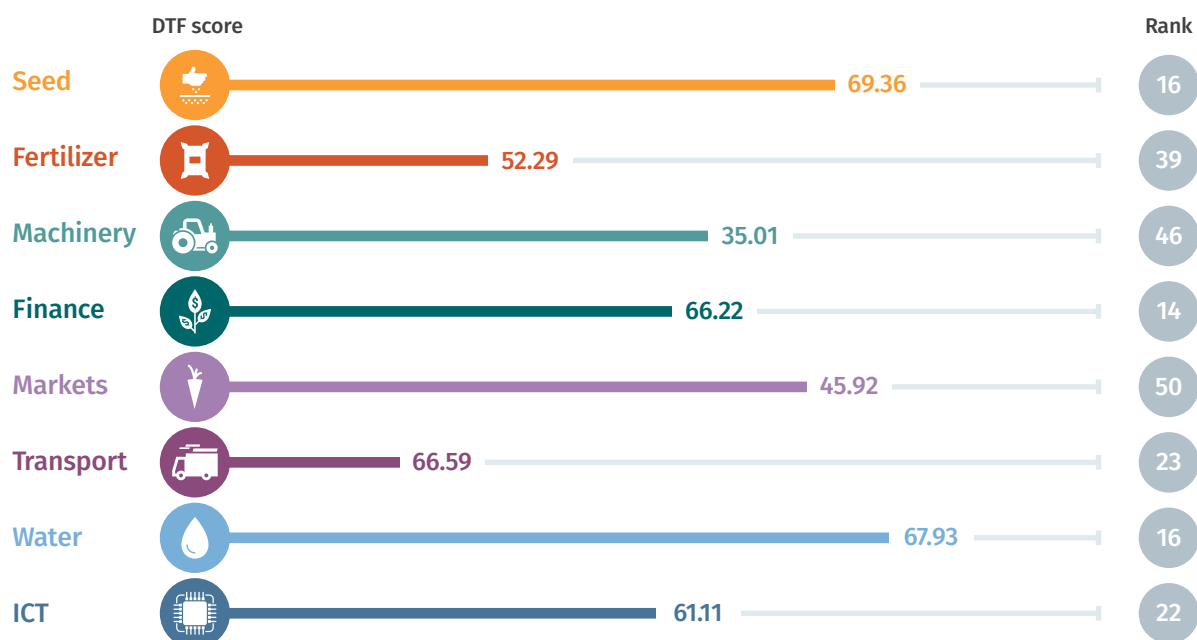
Integrated water resource management index (0-29)	18.0
Individual water use for irrigation index (0-20)	11.0

ICT | DTF Score 77.78 ◇ Rank 12

ICT index (0-9)	7.0
-----------------	-----

a. The indicators apply to the formal seed system only.



**SEED^a | DTF Score 69.36 ◇ Rank 16**

Plant breeding index (0-10)	8.0
Variety registration index (0-8)	5.5
Time to register new variety (days)	544
Cost to register new variety (% income per capita)	70.1
Seed quality control index (0-12)	8.0

FERTILIZER | DTF Score 52.29 ◇ Rank 39

Fertilizer registration index (0-7)	2.9
Time to register a new fertilizer product (days)	210
Cost to register a new fertilizer product (% income per capita)	226.6
Quality control of fertilizer index (0-7)	3.5
Importing & distributing fertilizer index (0-7)	2.5

MACHINERY | DTF Score 35.01 ◇ Rank 46

Tractor operation index (0-5)	0.5
Time to register a tractor (days)	16
Cost to register a tractor (% income per capita)	7.6
Tractor testing and standards index (0-8)	0.3
Time to obtain type approval (days)	N/A
Cost to obtain type approval (% income per capita)	N/A
Tractor import index (0-5)	5.0

FINANCE | DTF Score 66.22 ◇ Rank 14**Branchless Banking**

Agent banking index (0-5)	0.0
E-money index (0-4)	3.8

Movable Collateral

Warehouse receipts index (0-5)	5.0
Doing Business - getting credit index (0-8)	6.0

Non-bank Lending Institutions

Microfinance institutions index (0-7)	5.0
Financial cooperatives index (0-7)	4.0

MARKETS | DTF Score 45.92 ◇ Rank 50

Producer organizations index (0-13)	10.3
Plant protection index (0-8)	2.0
Agricultural trade index (0-9)	5.0
Documents to export agricultural goods (number)	4
Time to export agricultural goods (days)	9
Cost to export agricultural goods (% income per capita)	2.4

TRANSPORT | DTF Score 66.59 ◇ Rank 23

Trucking licenses and operations index (0-11)	4.5
Time to obtain trucking licenses (days)	46
Cost to obtain trucking licenses (% income per capita)	4.2
Cross-border transportation index (0-9)	6.0
Time to obtain cross-border license (days)	1
Cost to obtain cross-border license (% income per capita)	7.8

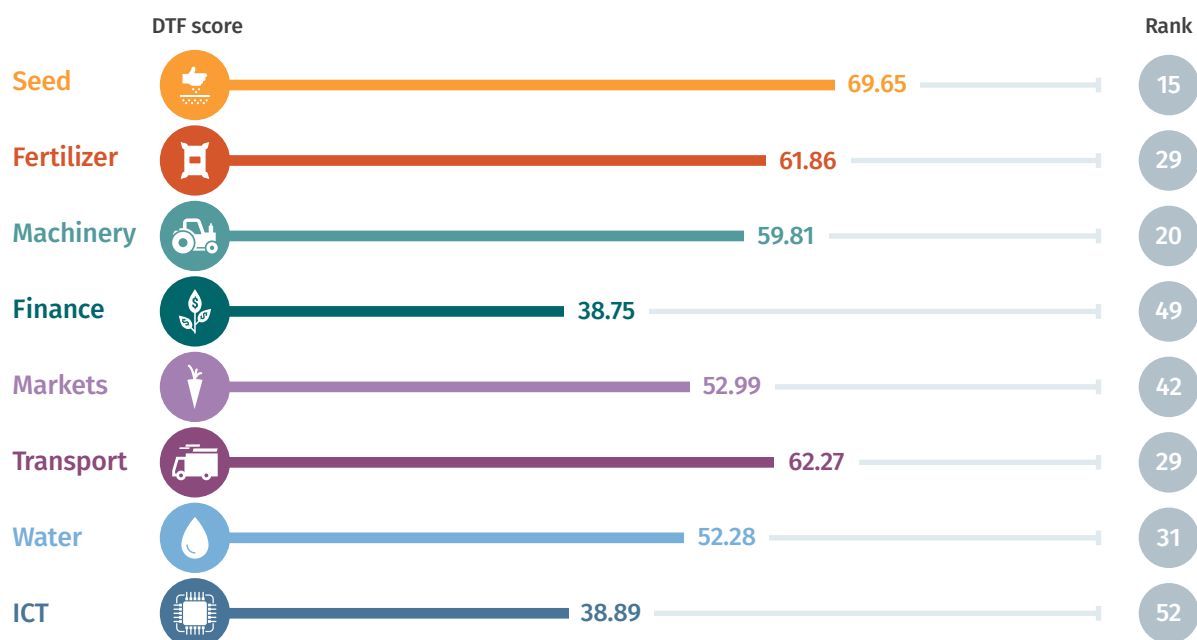
WATER | DTF Score 67.93 ◇ Rank 16

Integrated water resource management index (0-29)	22.0
Individual water use for irrigation index (0-20)	12.0

ICT | DTF Score 61.11 ◇ Rank 22

ICT index (0-9)	5.5
-----------------	-----

a. The indicators apply to the formal seed system only.

**SEED^a | DTF Score 69.65 ♦ Rank 15**

Plant breeding index (0-10)	10.0
Variety registration index (0-8)	4.0
Time to register new variety (days)	607
Cost to register new variety (% income per capita)	41.2
Seed quality control index (0-12)	8.5

FERTILIZER | DTF Score 61.86 ♦ Rank 29

Fertilizer registration index (0-7)	4.4
Time to register a new fertilizer product (days)	15
Cost to register a new fertilizer product (% income per capita)	15.9
Quality control of fertilizer index (0-7)	3.0
Importing & distributing fertilizer index (0-7)	3.0

MACHINERY | DTF Score 59.81 ♦ Rank 20

Tractor operation index (0-5)	4.5
Time to register a tractor (days)	3
Cost to register a tractor (% income per capita)	18.8
Tractor testing and standards index (0-8)	4.7
Time to obtain type approval (days)	N/A
Cost to obtain type approval (% income per capita)	N/A
Tractor import index (0-5)	4.0

FINANCE | DTF Score 38.75 ♦ Rank 49

Branchless Banking	
Agent banking index (0-5)	0.0
E-money index (0-4)	0.0

Movable Collateral

Warehouse receipts index (0-5)	3.5
Doing Business - getting credit index (0-8)	5.0

Non-bank Lending Institutions

Microfinance institutions index (0-7)	4.0
Financial cooperatives index (0-7)	3.0

MARKETS | DTF Score 52.99 ♦ Rank 42

Producer organizations index (0-13)	7.5
Plant protection index (0-8)	2.0
Agricultural trade index (0-9)	No data
Documents to export agricultural goods (number)	1
Time to export agricultural goods (days)	No data
Cost to export agricultural goods (% income per capita)	1.2

TRANSPORT | DTF Score 62.27 ♦ Rank 29

Trucking licenses and operations index (0-11)	5.5
Time to obtain trucking licenses (days)	5
Cost to obtain trucking licenses (% income per capita)	14.7
Cross-border transportation index (0-9)	4.0
Time to obtain cross-border license (days)	7
Cost to obtain cross-border license (% income per capita)	17.6

WATER | DTF Score 52.28 ♦ Rank 31

Integrated water resource management index (0-29)	18.0
Individual water use for irrigation index (0-20)	8.5

ICT | DTF Score 38.89 ♦ Rank 52

ICT index (0-9)	3.5
-----------------	-----

a. The indicators apply to the formal seed system only. Recent research estimates that 77.3% of the seed used by farmers in Zimbabwe in 2009 were sourced in the informal seed sector. (McGuire, S. and Sperling, L., 2016. Seed systems smallholder farmers use. Food Security, 8(1), pp179-195.)

