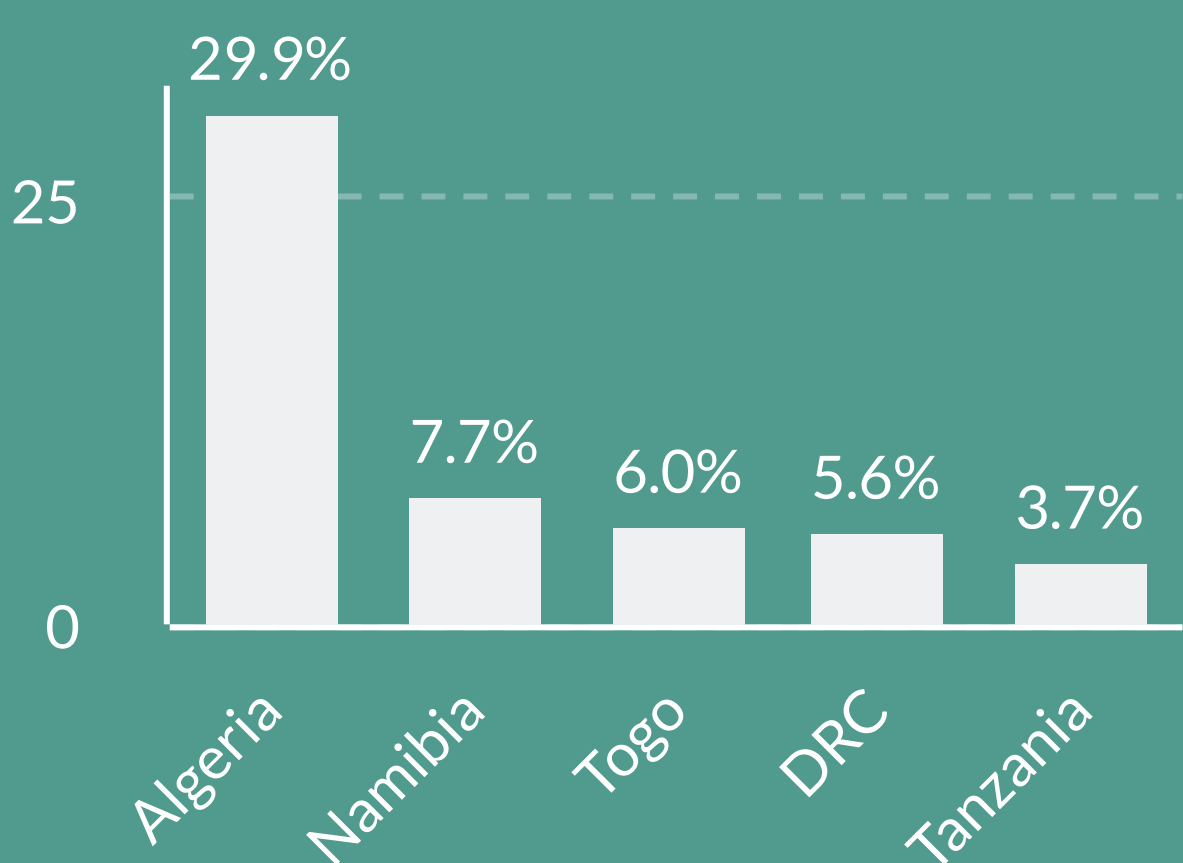




The bilateral costs for the trade in manufactures are sourced from the ESCAP-World Bank trade cost database and include all costs involved in trading bilaterally between trade partners rather than domestically. These trade costs include the average tariff on manufactured goods trade between partners, transport costs, costs associated with completing trade procedures and the time it takes to obtain necessary information.

## Non-tariff and tariff trade costs 2016-2017

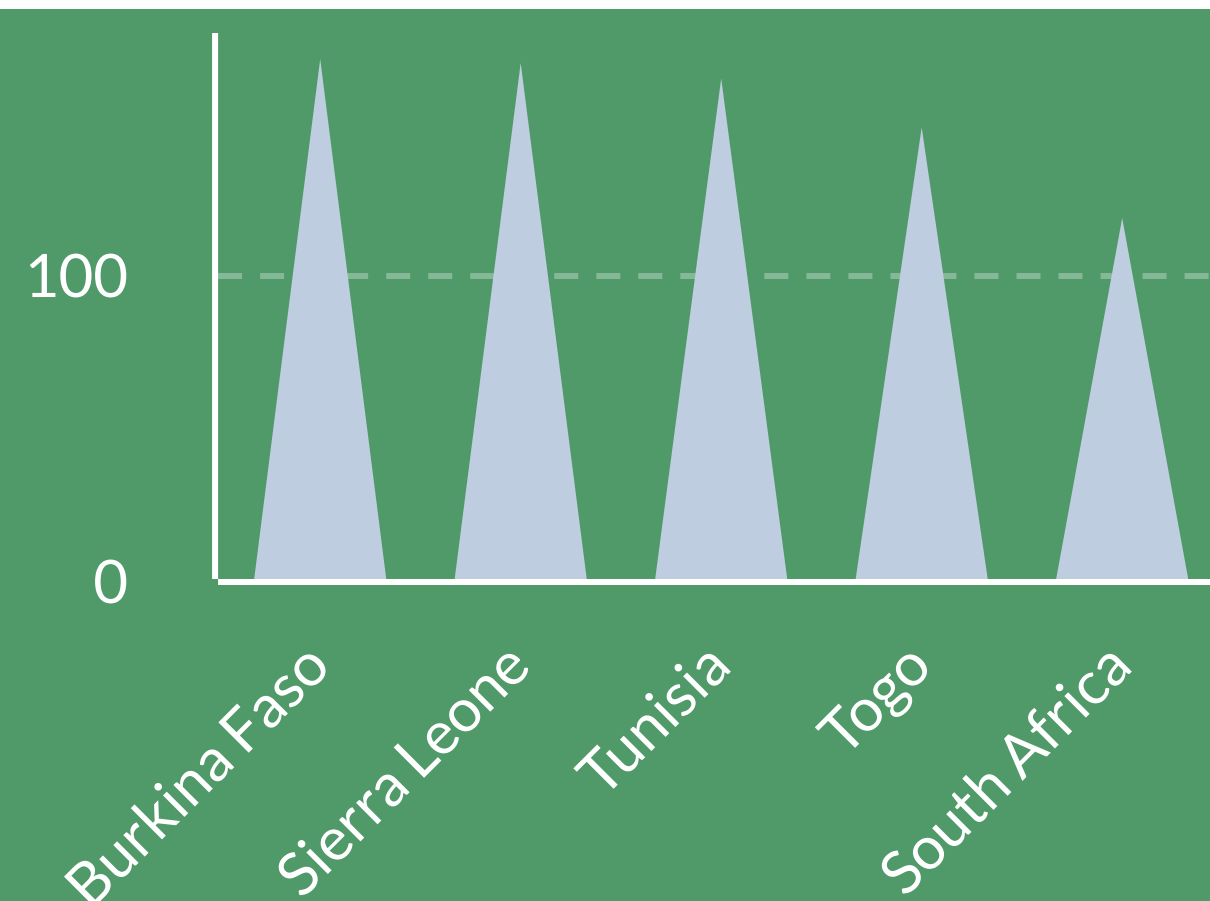
The cost of trade in manufacturing is the tariff and non-tariff costs associated with bilateral trade of goods which have undergone some sort of transformation process, including preservation, refinery, processing, spinning, distillation & smelting in accordance with the International Standard Industrial Classification of All Economic Activities (ISIC). Products included are processed food products, wine, woven fabrics & apparel, sawn wood, fuels, furniture & pharmaceuticals.



### Change 2016-2017

Mauritius is one of the countries with the highest non-tariff trade costs in 2017, but also the country with the most significant decline in these costs. Non-tariff trade costs between Mauritius & Eswatini, Senegal, Mozambique & Botswana showed significant improvement. On the other hand, manufactures trade between Algeria and its African trade partners is some of the most costly between African countries and also the bilateral intra-Africa trade with the highest increase in non-tariff trade costs between 2016 & 2017.

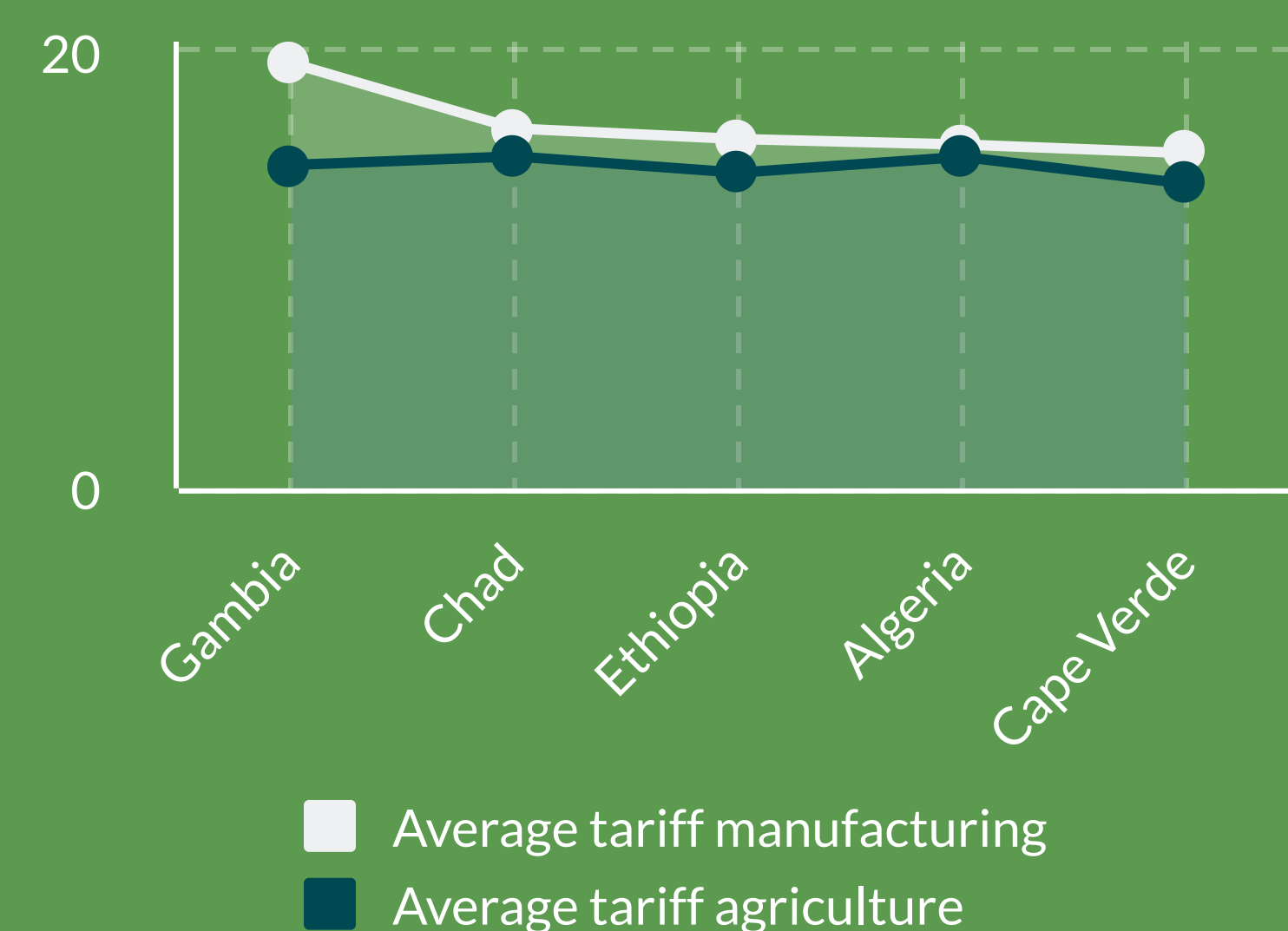
Non-tariff trade costs



In 2017 Zimbabwe, Botswana & Uganda had the highest average non-tariff trade costs applicable to intra-Africa manufactures trade. South Africa, Togo & Tunisia is the countries with the lowest costs for the year. South Africa's & Togo's non-tariff trade costs is more than half the non-tariff costs of Zimbabwe, Botswana & Uganda. However, there has been a significant decline in the cost of trade between Botswana & its African trade partners. On the contrary, the cost of trade with Zimbabwe & Uganda has shown hardly any improvement.

### 2017 & agriculture vs manufacturing tariffs

In 2017 the countries with the highest average tariff costs for intra-Africa bilateral manufactures trade were Gambia, Chad, Ethiopia, Algeria & Cape Verde. For all these countries their tariff costs for manufactured goods trade is higher than the tariff costs for agriculture trade. The average additional costs of bilateral trade with Gambia is 3% higher than the average tariff cost of trade with Chad and 4% higher than bilateral trade between Ethiopia and its African trade partners. The average tariff cost for trade between Gambia and most of its African trading partners is 15% or higher.



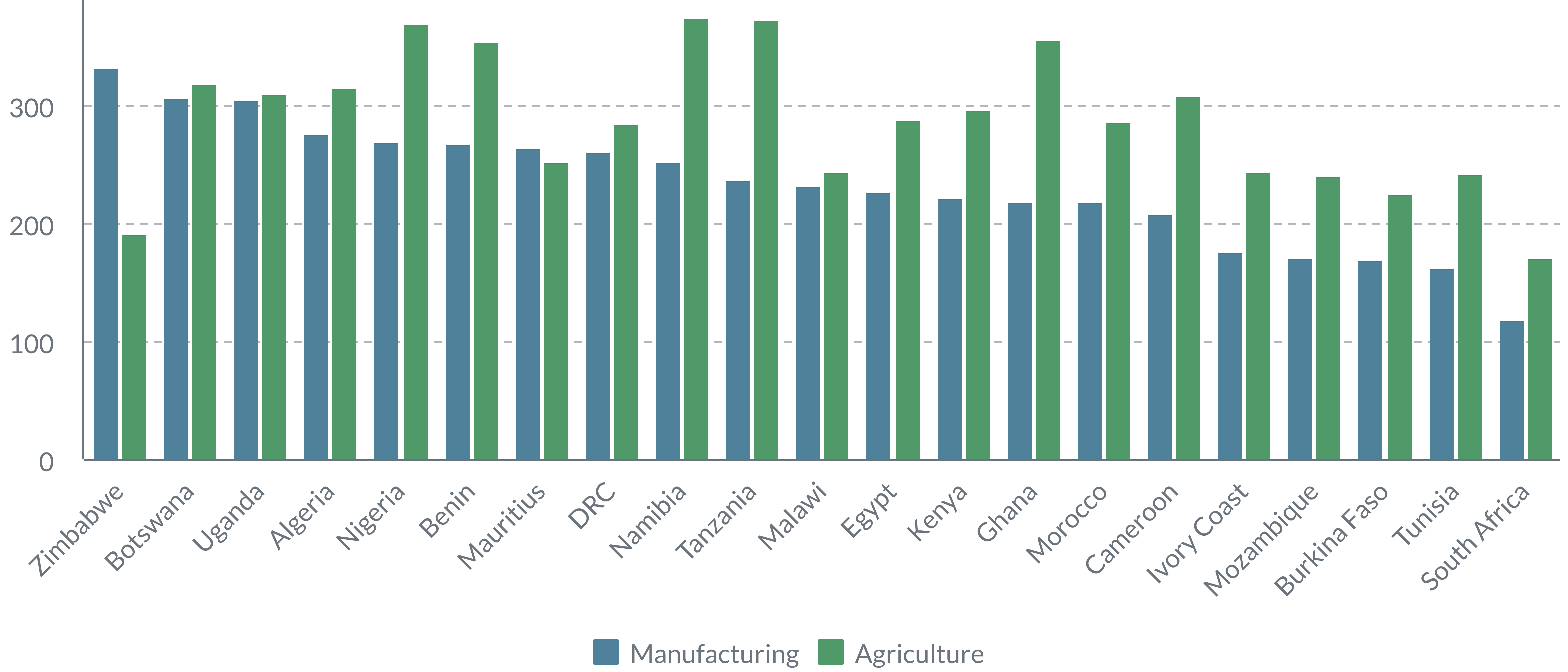
Tariff trade costs

The trade cost between Gambia and Egypt is significantly more than for trade between Gambia and any other African country - the additional cost of trade between Gambia & Egypt is 40% compared to trade between Gambia & Lesotho, Congo, Mozambique & Ethiopia. For most countries their tariff costs for agricultural products are higher than for manufactured goods trade; however, there are some exceptions. Mainly for countries in north and west Africa (including Gambia, Chad, Algeria, Egypt, Sierra Leone, Mauritania, Morocco, Guinea, Nigeria & Ghana) the tariff costs for manufactured goods trade outweigh the tariff costs for agriculture goods trade.

- Lowest average tariff costs 2017
1. Libya (3.67%)
  2. Mauritius (4.05%)
  3. Seychelles (5.56%)
  4. Eswatini (6.48%)
  5. Comoros (6.51%)

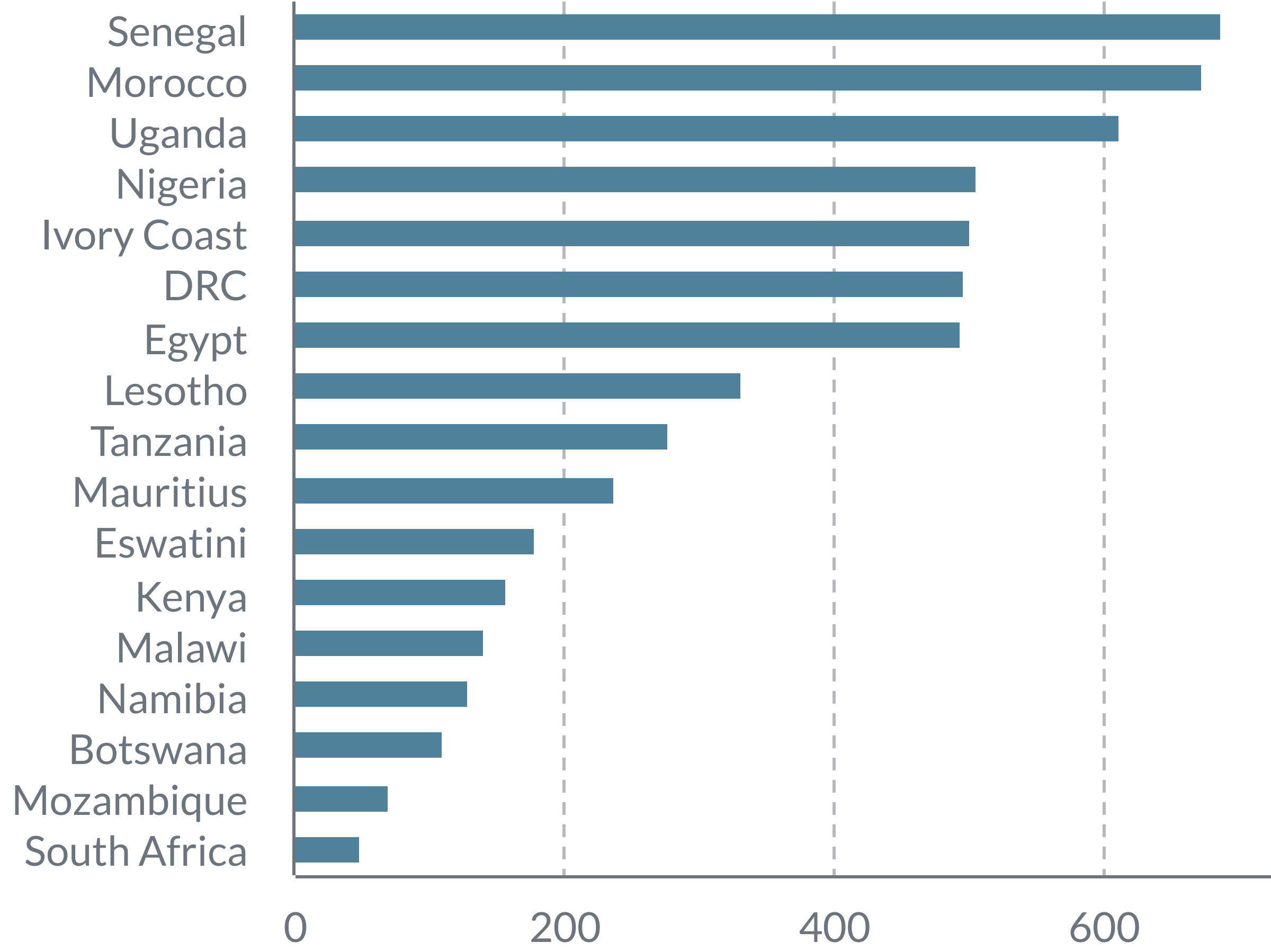


# Non-tariff trade costs: manufacturing vs agriculture 2017

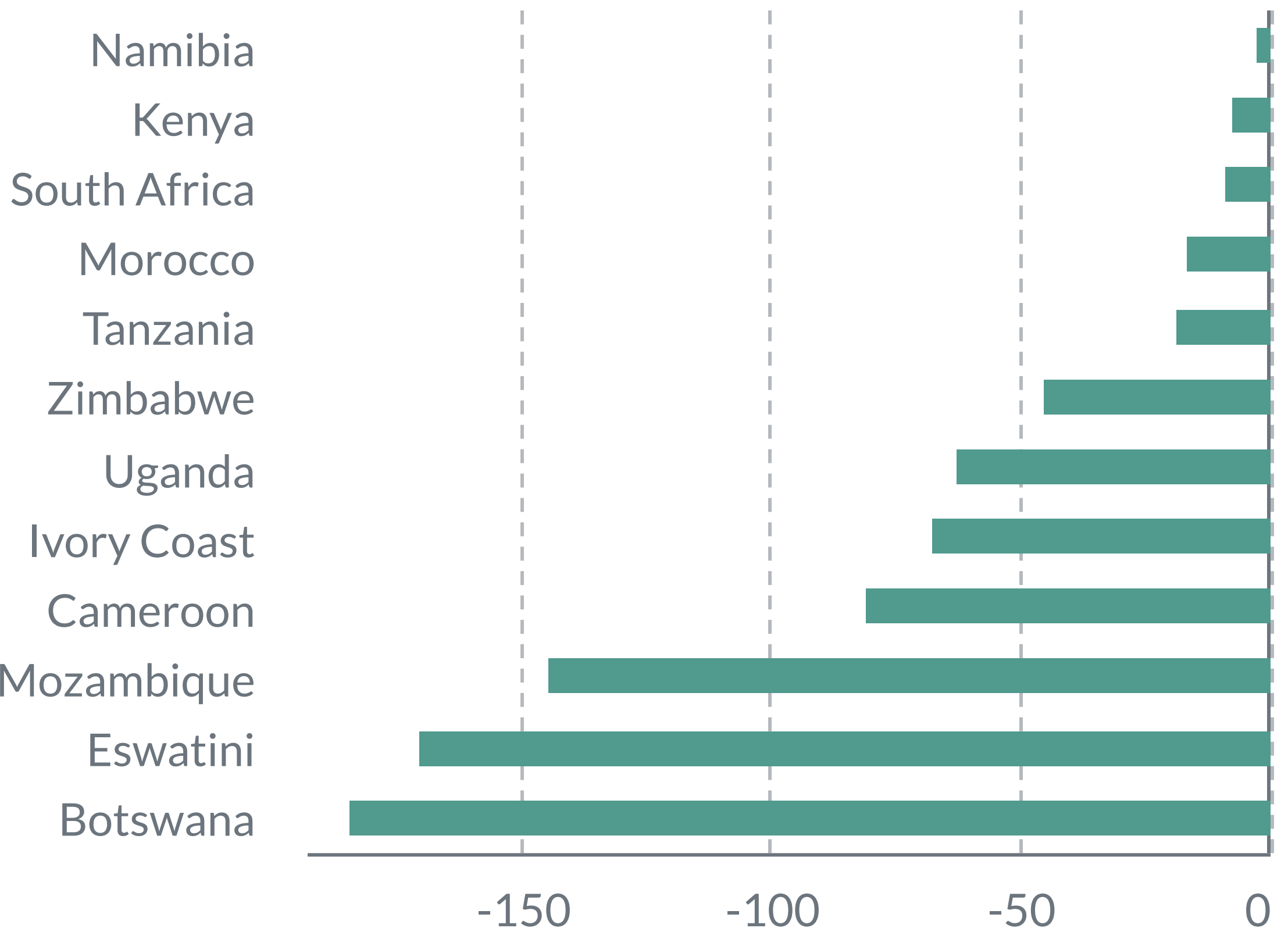


For all countries, except Zimbabwe and Mauritius the non-tariff cost of agriculture trade outweighs the non-tariff cost of trading manufactured goods. This is likely the case due to the cost of complying with more stringent import & export procedures for agricultural goods, including Sanitary and Phytosanitary requirements.

## Non-tariff trade cost for Zimbabwe 2017



## Ad valorem equivalent decline in non-tariff trade costs between Mauritius & specified trade partners (2016-2017)



Although Mauritius is still one of the African countries with high average non-tariff trade costs, these costs have declined from 320% of the value of trade in 2016 to 263% in 2017. There has been a decline in the cost of trade between Mauritius and most African trade partners, except for some north and west Africa countries (Algeria, Benin, Tunisia, Ghana & Egypt).

The highest non-tariff trade costs on intra-Africa manufactures trade are on trade between Botswana & Morocco, Botswana & Nigeria, Benin & Tanzania and Senegal & Zimbabwe. The additional non-tariff trade costs for trade between Botswana & Morocco is 84% compared to trade between Botswana & Nigeria and 715% compared to trade between Botswana & South Africa. Manufactured goods trade between Botswana & Morocco and Botswana & Nigeria are almost 4 times more costly than trade between Botswana & Mozambique.

The non-tariff bilateral cost of trading manufactured goods intra-Africa is highest for trade between southern Africa (mainly Botswana & Zimbabwe) and west Africa (Senegal, Nigeria, Ghana & Benin), but also for trade between countries in west Africa and east Africa (specifically trade with Uganda & Kenya).

## Non-tariff trade cost for Uganda 2017

