

CAMEROON



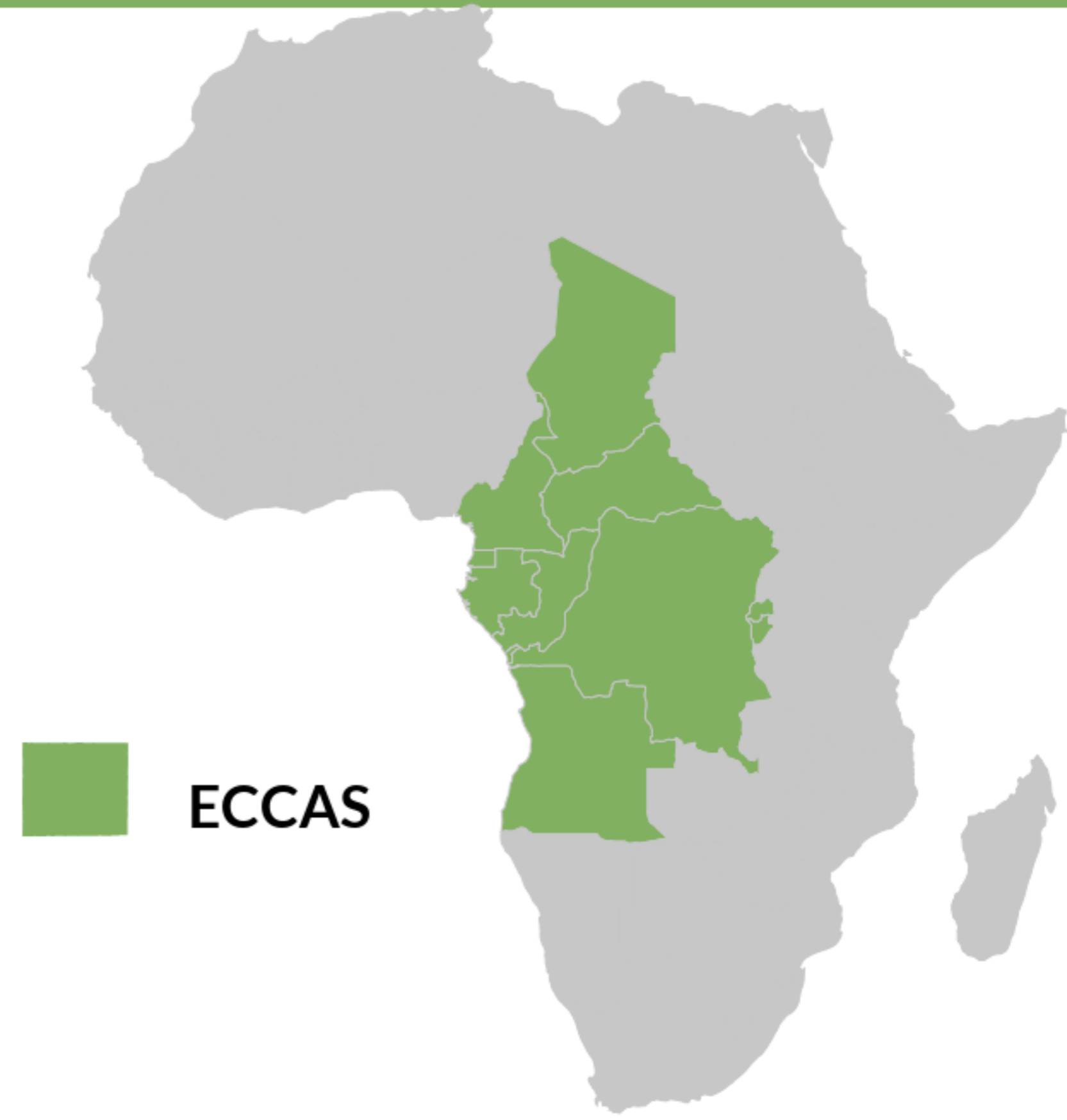
Intra-Africa trade and tariff profile



1 Regional Economic Communities

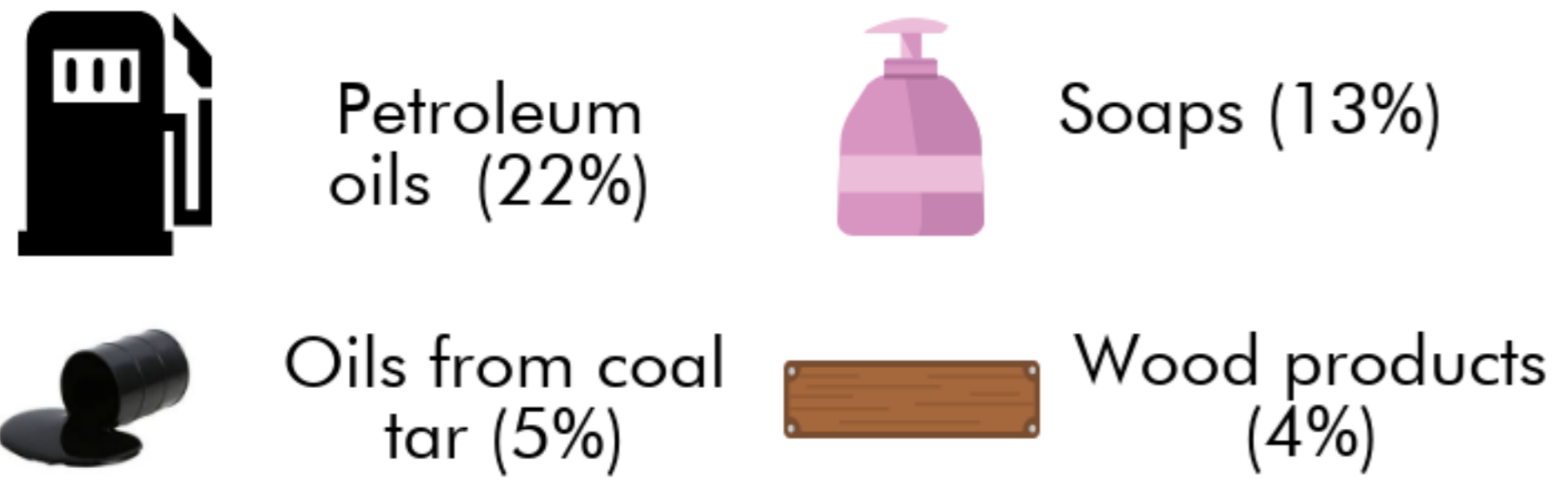
Cameroon belongs to only one regional economic community in Africa. It is a member of ECCAS. It is currently negotiating the Tripartite Free Trade Area and recently signed the AfCFTA.

The ECCAS member states are Angola, Burundi, Cameroon, CAR, Chad, Congo, DRC, Equatorial Guinea, Gabon, Rwanda and São Tomé and Príncipe. Although the legal instruments of the ECCAS FTA were signed in 2004, it is not yet in force; only three member states (Cameroon, Congo and Gabon) have adopted the ECCAS Preferential Tariff for intra-ECCAS trade.




EXPORTS

12% of Cameroon's total exports (US\$ 778 million) are intra-Africa

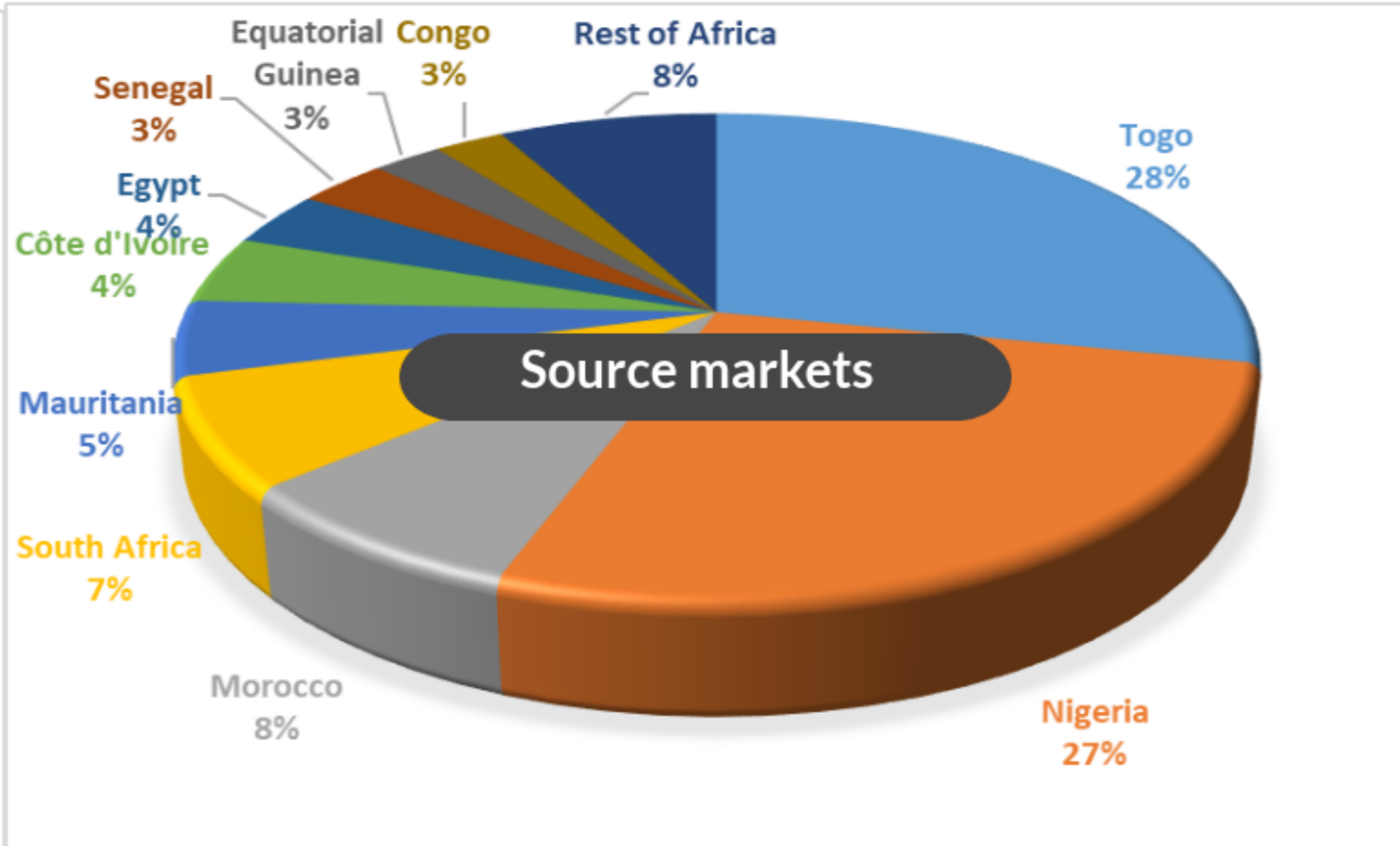
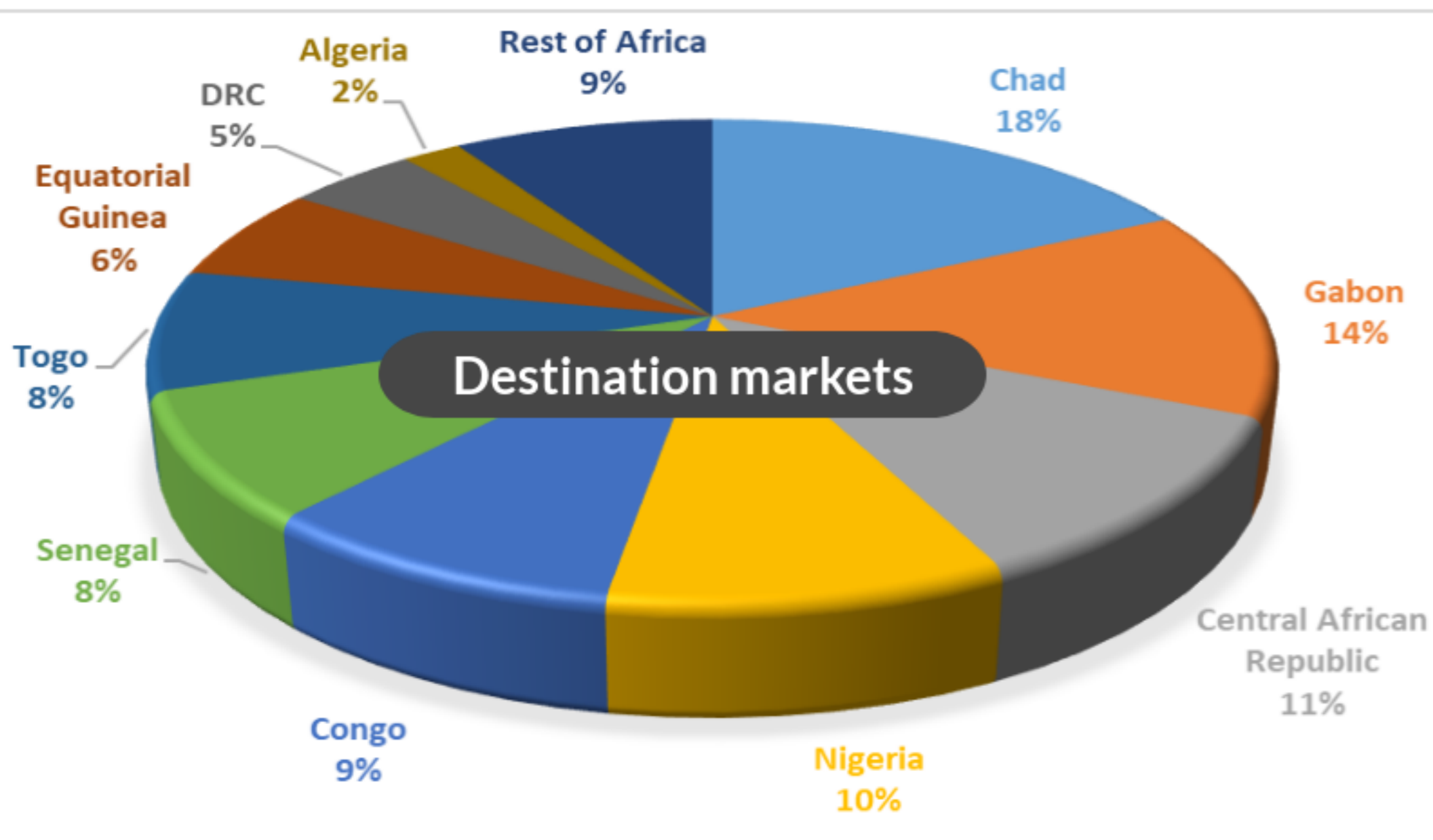


IMPORTS

18% of Cameroon's total imports (US\$1.9 billion) are intra-Africa



2 Intra-Africa trade



The majority of Cameroon's intra-Africa trade is with Central and West African countries. There is very limited trade with Southern Africa states in top 10 trading partners with exception of South Africa (imports) and DRC (exports)

Non-REC imports account for 97% (US\$ 1.8 billion) of Cameroon's total intra-Africa imports, mainly because Cameroon has preferential arrangements with Congo and Gabon which it has limited trade with.

Cameroon, belongs to ECCAS which is not a FTA, although preferential treatment is accorded to Congo and Gabon.

MFN applied duties

Highest MFN applied tariff band range is between 20% - 30% for goods entering Cameroon without preferences. High tariffs are levied mostly on food & agricultural products

Duty free imports

2% (US\$ 33 million) of imports originating from non-REC Africa enter Cameroon duty free

High ad valorem duties



Frozen fish (30%)



Cothing & Textiles (30%)



Meat and vegetable products (30%)



Cigars & Cigarettes (30%)

Duty free imports



Medicaments



Tiles



Children's books; journals; newspapers



Prefabricated buildings

Cameroon's top intra-Africa imports (excluding Congo; Gabon) 2017– US\$million and MFN tariffs

HS4	All products	2017 (US\$ millions)	%Share	Average tariff	Max tariff
2710	Petroleum oils and oils obtained from bituminous minerals (excluding crude);	602	33%	10%	10%
2709	Petroleum oils and oils obtained from bituminous minerals, crude	443	24%	8%	8%
0303	Frozen fish (excluding fish fillets)	200	11%	18%	30%
8704	Motor vehicles for the transport of goods,	49	3%	16%	20%
2523	Cement, incl. cement clinkers, whether or not coloured	37	2%	18%	20%
2711	Petroleum gas and other gaseous hydrocarbons	32	2%	10%	10%
2402	Cigars, cheroots, cigarillos and cigarettes of tobacco or of tobacco substitutes	30	2%	30%	30%
3004	Medicaments	30	2%	0%	0%
7207	Semi-finished products of iron or non-alloy steel	28	2%	10%	10%
3302	Mixtures of odoriferous substances and mixtures,	25	1%	10%	10%
	Other products	339	19%		

Africa provides huge trade and investment opportunities for both goods (agriculture; manufacturing) and services.

The country should take advantage of the regional integration efforts currently underway in Africa (AfCFTA) to expand its market base in Africa

Source: UN ITC TradeMap & MacMap databases