

TANZANIA



Intra-Africa trade and tariff profile

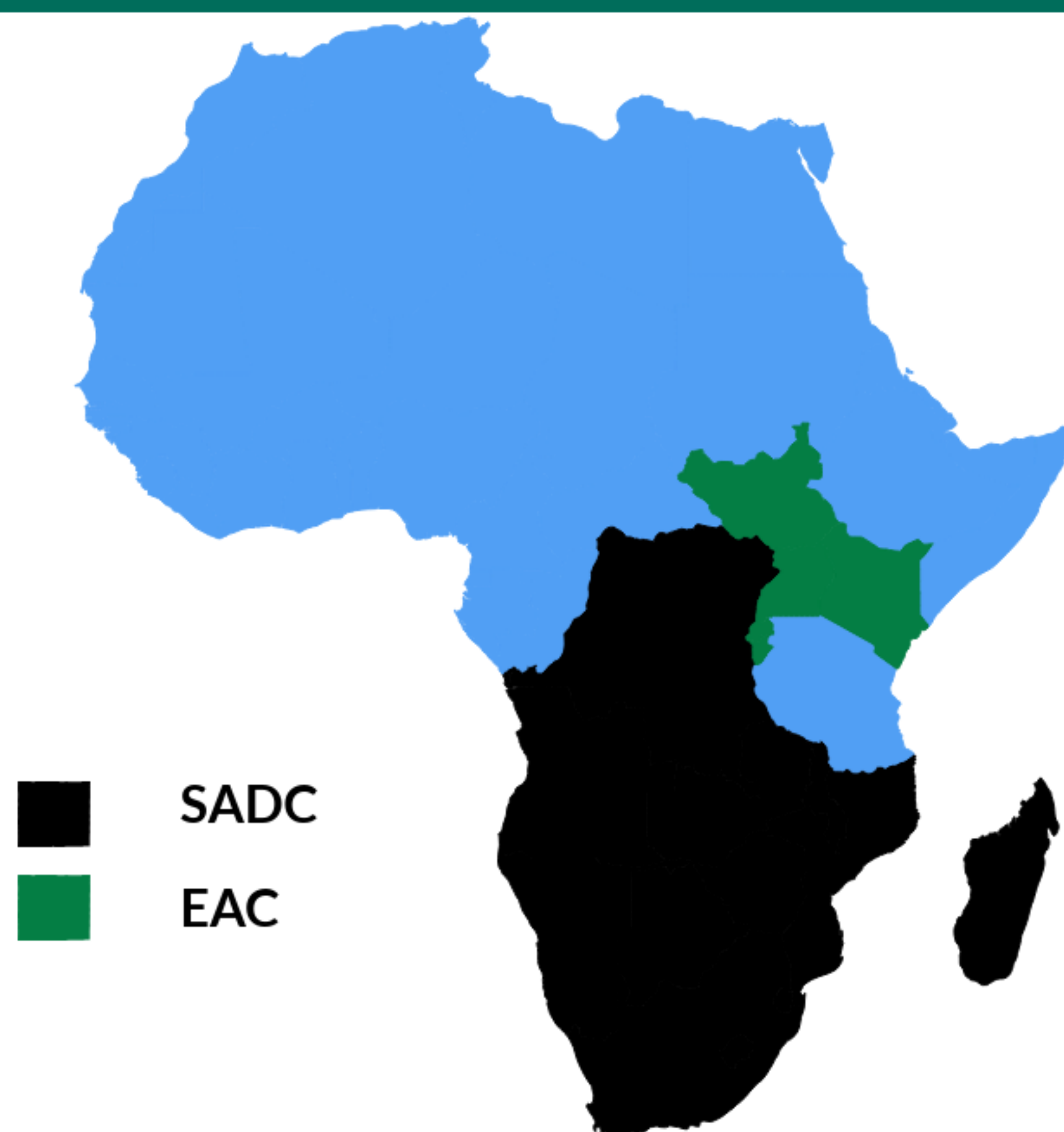


1 Regional Economic Communities

Tanzania belongs to two regional economic communities in Africa. It is a member of SADC and the EAC. It is currently negotiating the Tripartite Free Trade Area and recently signed the AfCFTA

SADC is a Regional Economic Community with 16 member states, including all SACU countries, Zimbabwe, Zambia, Mauritius, Mozambique, Malawi, Seychelles and Comoros. 13 SADC members are in a Free Trade Agreement (FTA); Comoros, DRC and Angola are yet to join the FTA.

The EAC is a customs union (Burundi, Rwanda, South Sudan, Kenya, Uganda and Tanzania) with duty-free intra-EAC trade and a common external tariff (CET). The member states also adopted a Common Market Protocol in 2009, which came into effect in 2010. However, the Protocol has not yet been fully implemented.



■ SADC
■ EAC

EXPORTS

37%

of Tanzania's total exports (US\$1.5 bn) are intra-Africa



Gold (43%)



Wheat flour (4%)



Dried vegetables (3%)



Live animals (3%)


IMPORTS

11%

of Tanzania's total imports (US\$0.86 bn) are intra-Africa



Maize/ Corn (9%)



Flat rolled steel (5%)

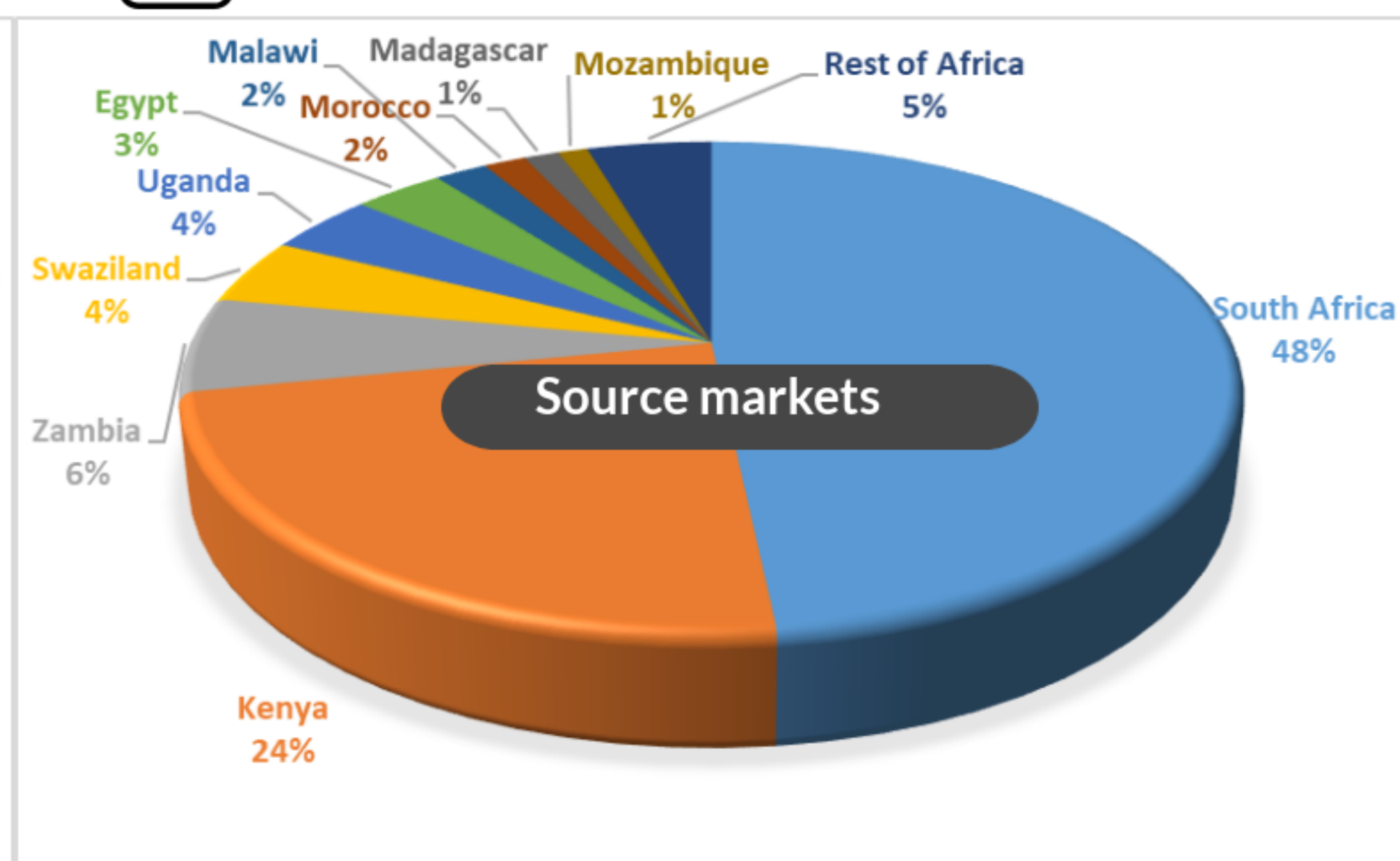
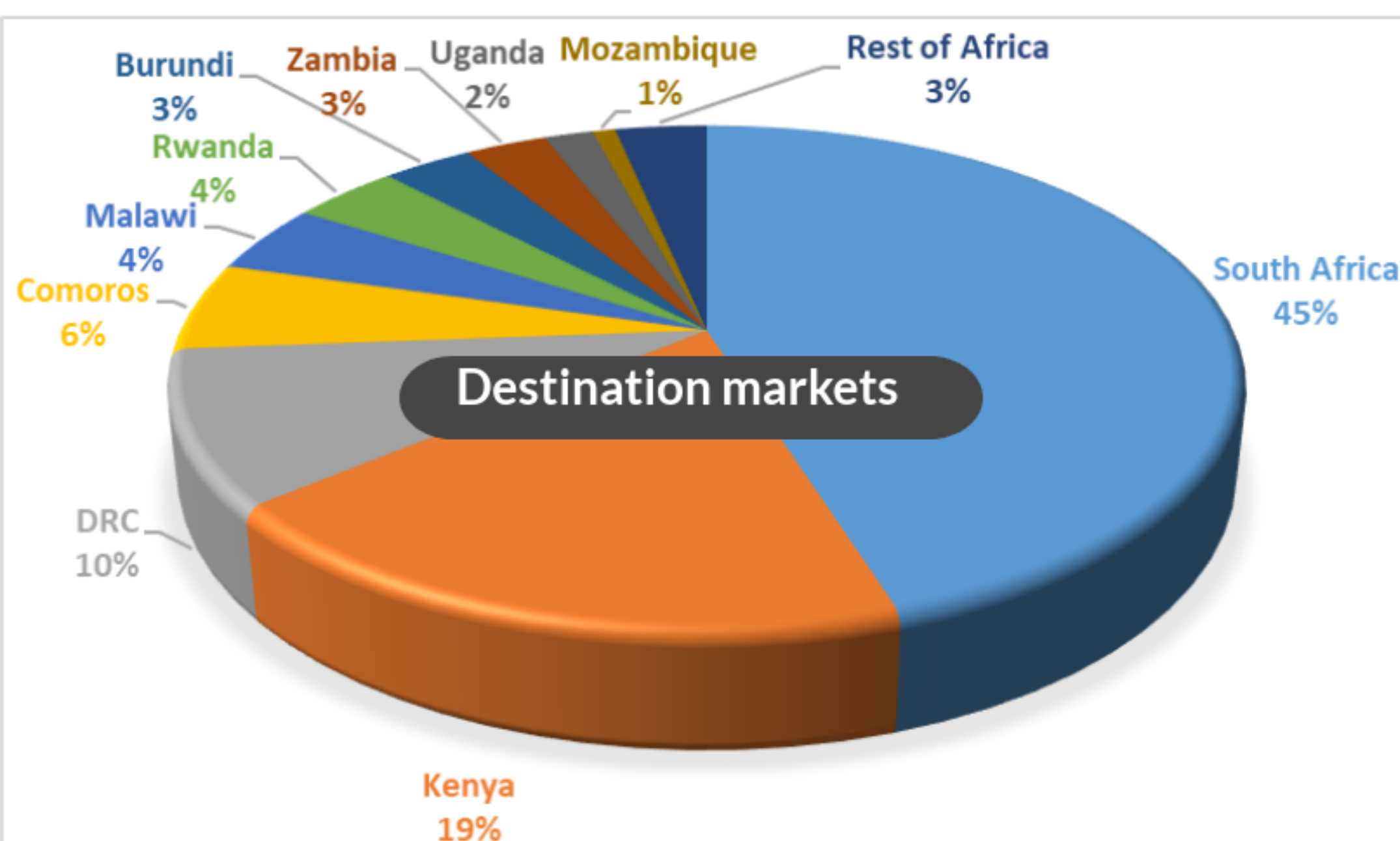


Medicaments (13%)



Alcoholic mixtures (4%)

2 Intra-Africa trade



The majority of Tanzania's intra-Africa trade is with members of the EAC and SADC. South Africa and Kenya accounts for a large chunk of Tanzania's intra-Africa trade.

Non-REC imports account for 7% (US\$ 59 million) of Tanzania's total intra-Africa imports.

Tanzania belongs to a customs union with a common external tariff and a common list of sensitive products.

MFN applied duties

Highest applied tariff band range is between 50% - 60% for goods entering Tanzania without preferences. Tariffs for sugar can sometimes go as high as 100%

Duty free imports

Only 20% (US\$ 11 million) of imports originating from non-REC Africa enter Tanzania duty free

High ad valorem duties



Dairy products (60%)



Clothing & Textiles (50%)



Maize; Wheat (50%)



Manufactured tobacco (35%)

Duty free imports



Medicaments



semi-finished iron or steel



Coal or Briquettes



Polymers of propylene

Tanzania's top intra-Africa imports (excluding SADC; EAC) 2017– US\$ millions and MFN (CET) tariffs

		2017 (US\$ m)	%Share	Average tariff	Max tariff
TOTAL	All products	59		11%	14%
1701	Cane or beet sugar	21	36%	20%	20%
3105	Mineral or chemical fertilisers	8	14%	0%	0%
2710	Petroleum oils (excluding crude)	4	7%	4%	10%
1103	Cereal groats, meal and pellets	3	5%	25%	25%
3909	Amino-resins, phenolic resins and polyurethanes	2	3%	5%	10%
3402	Organic surface-active agents (excluding soap)	2	3%	18%	25%
8544	Insulated "incl. enamelled or anodised" wire, cable	2	3%	22%	25%
9619	Sanitary towels (pads) and tampons	1	2%	0%	0%
9406	Prefabricated buildings	1	2%	13%	25%
3004	Medicaments	1	2%	0%	0%
	Other products	13	22%		

There is scope for Tanzania to boost its intra-Africa trade under the AfCFTA and the TFTA.

Opportunities exist for both goods and services.

Source: UN, ITC TradeMap & MacMap databases