

# MALAWI



## Intra-Africa trade and tariff profile

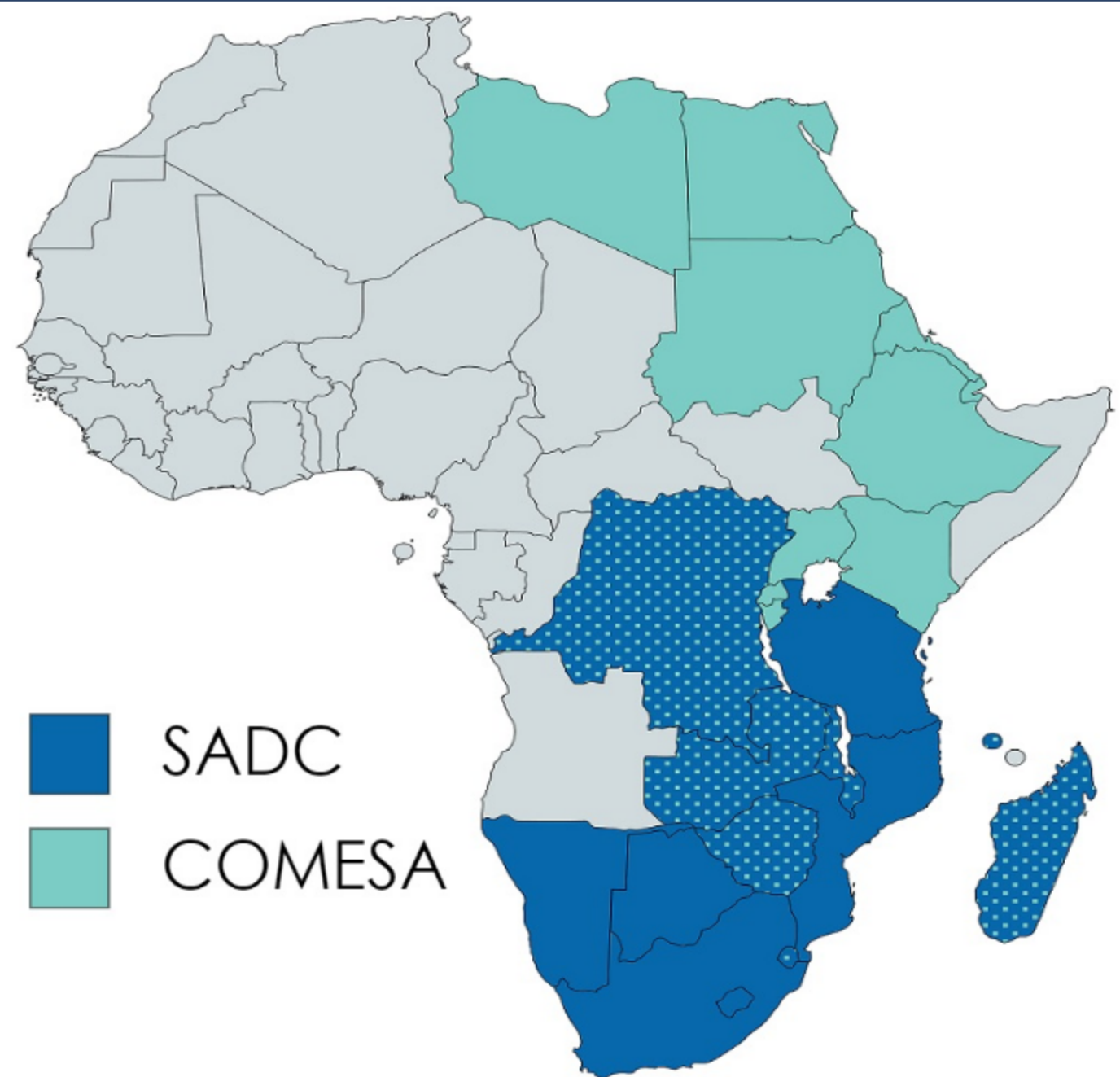


### 1 Regional Economic Communities

Malawi is a member of COMESA and SADC. It also has bilateral preference arrangements with Botswana; Mozambique; South Africa; and Zimbabwe. It is currently negotiating the Tripartite Free Trade Area.

COMESA has 19 member states of which 16 are part of the COMESA FTA. Swaziland has preferential access under derogations but is exempt from reciprocating preferences due to its membership of SACU. The DRC, Eritrea and Ethiopia are in the process of joining the FTA.

SADC is a Regional Economic Community with 16 member states, of which 9 are also members of COMESA. 13 SADC members are in a Free Trade Agreement (FTA); Comoros, DRC and Angola are yet to join the FTA.



### EXPORTS

**33%**

of Malawi's total exports (US\$297m) are intra-Africa



Unmanufactured tobacco (21%)



Oil Cake (animal feed) (21%)



Tea (10%)



Groundnuts (7%)

### IMPORTS

**30%**

of Malawi's total imports (US\$758 m) are intra-Africa



Unmanufactured Tobacco (6%)



Postage Stamps (5%)

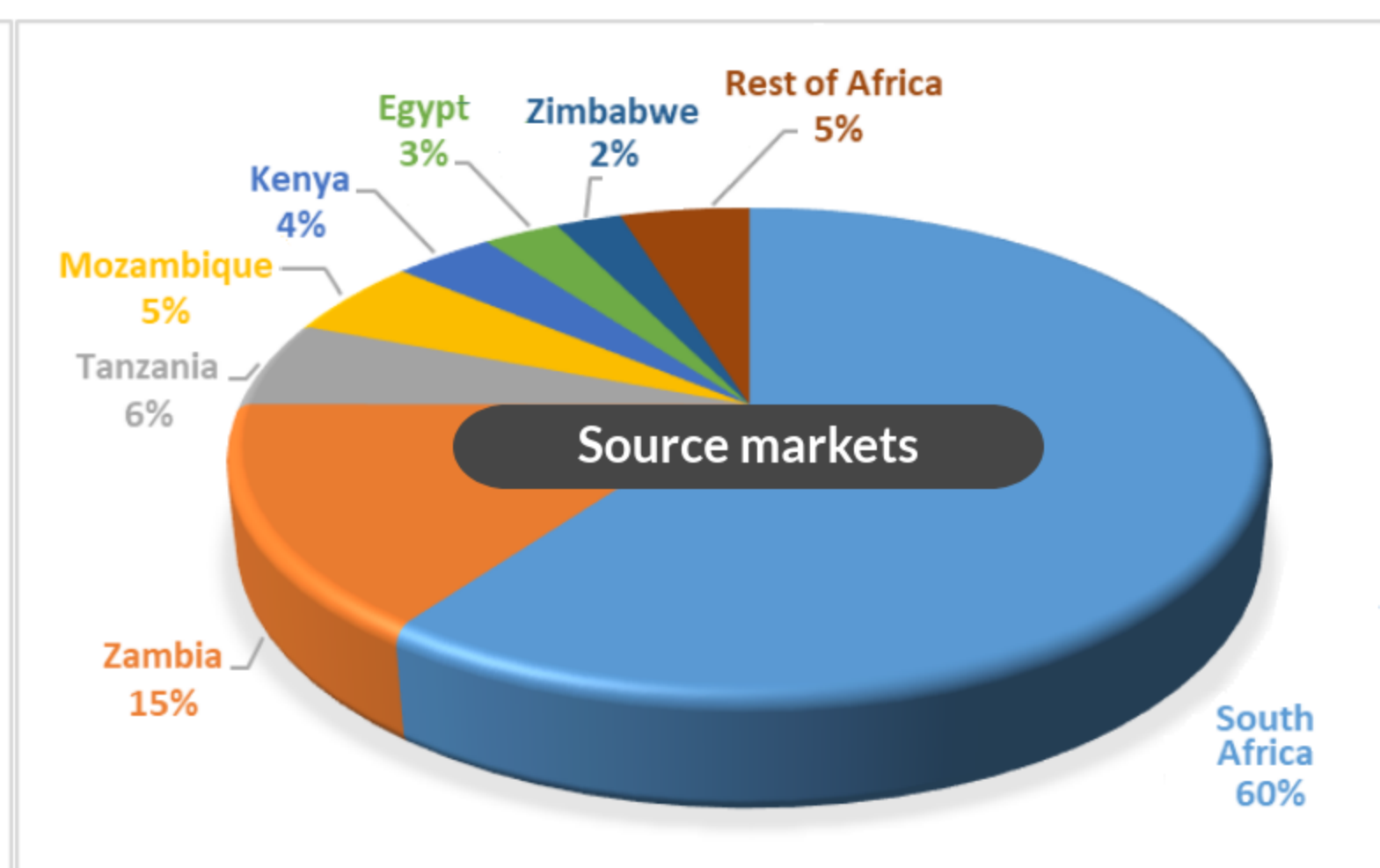
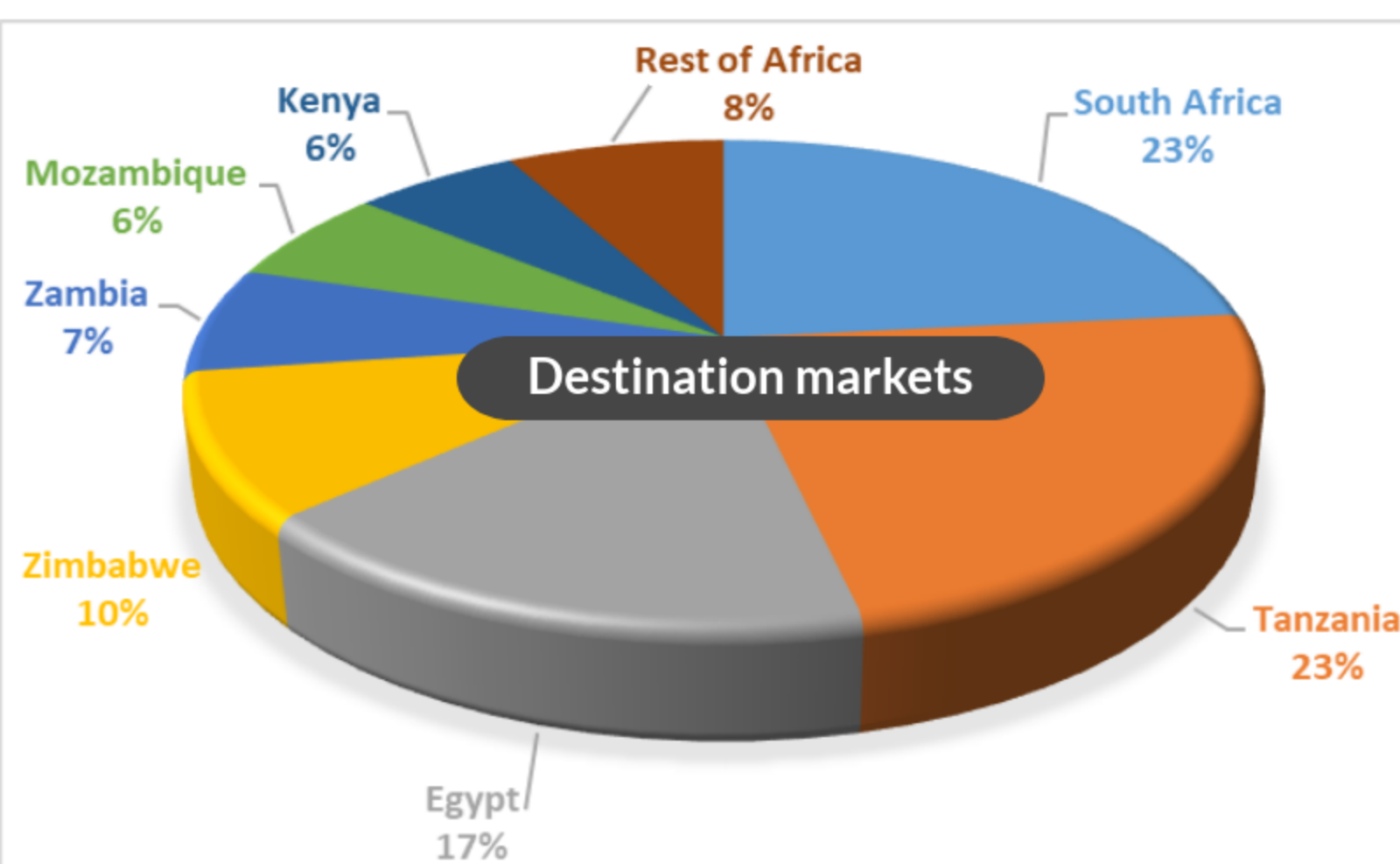


Cement (4%)



Mineral/chemical fertiliser (3%)

### 2 Intra-Africa trade





The majority of Malawi's intra-Africa imports originate from SADC and COMESA where they are accorded preferential access.

Malawi imports less than 1% (US\$1.7 million) of its intra-Africa imports from non-SADC or non-COMESA African countries.

The majority of Malawi imports originate from SADC and COMESA states. Very little originates from rest of Africa

#### MFN applied duties

Outside SADC & COMESA, tariffs applied range from 10% - 30%; however this accounts for only 1% of total intra-Africa

#### Duty free imports

More than 90% of imports originating from Africa (SADC) enter Malawi duty free; only 263 product lines (HS8) from COMESA

### High ad valorem duties



Peppers (30%)



Food (Meat; fish; fruit; vegetables) (25%)



Wigs; Plaited Baskets; umbrellas (25%)



Clothing & textiles (25%)

### Duty free imports



Medicaments



Unused postage stamps



Chemical fertilisers



Railway carriage and equipment

#### Malawi's top intra-Africa imports (excluding SADC & COMESA) 2017– US\$ (000)

	2017	%share	Average tariff	Max tariff
<b>All products</b>	<b>1 683</b>		<b>13%</b>	<b>30%</b>
Monitors and projectors	393	24%	15%	25%
Mineral or chemical fertilisers	361	22%	0%	0%
Motor vehicles for the transport of goods,	209	13%	8%	25%
Medicaments...	188	11%	0%	0%
Mineral or chemical phosphatic fertilisers	103	6%	0%	0%
Wigs, false beards, eyebrows and eyelashes	85	5%	25%	25%
Cartons, boxes, cases, bags and other packing containers, of paper, paperboard,	51	3%	25%	25%
Printed books,	37	2%	0%	0%
Transport vehicle parts	26	2%	25%	25%
Tractors	20	1%	0%	0%
Worn clothing and clothing accessories...	13	1%	25%	25%
Sanitary towels (pads) and tampons,	12	1%	10%	10%
Telephone sets, incl. telephones for cellular networks	12	1%	0%	0%
<b>Other</b>	<b>174</b>	<b>9%</b>		

Very little intra-Africa trade occurs outside of COMESA and SADC.

Malawi should take advantage of the recently launched AfCFTA to expand its market to other African countries.

Source: UN ITC TradeMap; WTO Tariff Database