

Strategy for the Harmonization of Statistics in Africa

2017-2026



Strategy for the Harmonization
of Statistics in Africa

SHaSA

2017-2026

- Multi-Year Action Plan
- Financing Plan
- Resource Mobilization
and Financing Strategies



African Union
Commission



African Development Bank



United Nations Economic
Commission for Africa



African Capacity
Building Foundation

Table of Contents

List of Tables	iv
List of Charts	v
I. Introduction.	1
II. Results-Based Logical Framework Matrix.	2
III. The SHaSA 2 Timeline	3
IV. The SHaSA 2 Action Plan	4
IV.1. The SHaSA 2 Action Plan Costing Approach and Method	4
IV.1.1. The costing methodology at national level	4
IV.1.2. Costing at regional level	7
IV.1.3. Costing at continental level	7
IV.2. SHaSA 2 Action Plan Costing for the period 2017-2026	7
IV.2.1. SHaSA 2 Action Plan Costing at National level.	10
IV.2.2. SHaSA 2 Action Plan Costing at Regional level	14
IV.2.3. SHaSA 2 Action Plan Costing at Continental Level.	16
V. Financing SHaSA 2	18
V.1. Financial GAP	18
V.2. Financing Plan and Strategy	18
VI. Resource Mobilization Strategy	19
Annexes	20
Annex 1: The SHaSA 2 Action Plan costing for the period 2017-2026.	21
Annex 2: Questionnaire for the collection of information from countries, regional economic communities and pan-African institutions.	53
Annex 3: Classification of countries by cluster for the compilation of average costs of statistical activities	74

List of Tables

Table 1. Classification of countries per cluster and status of their response to the AUC survey as of 07 September 2017. 5

Table 2. Response rate and adjustment coefficient per cluster 7

Table 3. SHaSA 2 Action Plan Estimated Costs by Strategic Theme and Objective from 2017 to 2026. 8

Table 4. Summary of SHaSA 2 Action Plan Estimated Costs by Strategic Theme at National level, in billion USD11

Table 5. SHaSA 2 Action Plan Estimated Costs at National level, in million USD.12

Table 6. SHaSA 2 Action Plan Estimated Costs at Regional level, in million USD14

Table 7. SHaSA 2 Action Plan Estimated Costs at Continental level, in million USD16

List of Charts

Chart 1. SHaSA 2 Action Plan 2017-2026: level in billion USD and % of total 7

Chart 2. SHaSA 2 Action Plan Costs by Strategic Theme from 2017 to 202610

Chart 3. Weights of Strategic Themes in the SHaSA 2 Estimated Costs at National Level11

I. Introduction

The proposed Action Plan is a key instrument for the operationalization of SHaSA 2 that constitutes a common statistical initiative of the African Statistical System (ASS).

The framework used to prepare it is the results-based logical framework matrix (**RBL-FM**) derived from the strategic matrix (See Chapter 5 of SHaSA 2). It's developed according to a methodology which includes information collection from ASS stakeholders.

The AUC requested the information from those stakeholders using the questionnaire in annex.

It should be recalled that SHaSA 2 will be implemented through regional and national statistical development strategies (RSDS and NSDS respectively) and Pan-African institutions' coordination and capacity building activities. The development of the action plan follows this logic. As a result, its architecture includes activities at national, regional and continental levels.

II. Results-Based Logical Framework Matrix

Based on the **RBL-FM**, selected activities are ranged by strategic theme and objectives. For each activity, expected results from its implementation are specified along with: (i) the reference situation (baseline), target, objectively verifiable indicators, source of verification, risk's

assumptions and mitigation measures, and the institution responsible for its implementation. One of the purposes of the Action Plan is to provide the cost of the priority activities identified in this matrix.

III. The SHaSA 2 Timeline

As a reminder, the SHaSA 2 covers the decade 2017-2026. This ten-year timeline corresponds to two five-year periods, or the time needed to implement two Regional strategies for the development of statistics (RSDS) or two National strategies for the development of statistics (NSDS) as both are usually five-year plans. In addition,

the first five-year of the SHaSA 2 corresponds to (i) the last five years of the first 10-Year Plan for the Implementation of Agenda 2063 and the 10-year Strategy of the African Development Bank 2013-2022 and (ii) to the 5 first years of the UN Agenda 2030.

IV. The SHaSA 2 Action Plan

The Action Plan brings together priority actions from the RBL-FM. In addition to activities related to the operationalization of the four strategic themes, coordination, monitoring and evaluation activities are included at national, regional and continental levels.

Therefore, the Action Plan is relevant for all stakeholders of the ASS and should serve as reference and framework for them to develop and implement their statistical programmes and projects.

The important coordination role of the AU Institute for Statistics should be emphasized insofar as the success of the implementation of SHaSA 2 depends to a large extent on the performance of this new governance body of the ASS.

IV.1. The SHaSA 2 Action Plan Costing Approach and Method

AU member states, Regional economic communities and Pan-African statistical institutions were requested by the AUC to provide information on their statistical programme for 2017-2026, including the costing of these programmes.

In addition, information obtained by the African Development Bank¹ (AfDB) was used in the context of estimates of the costs of statistical activities such as demographic censuses and socio-economic surveys.

IV.1.1. The costing methodology at national level

Not all countries and institutions responded to the survey. Missing data and information had to be estimated. For this purpose, the AU member countries were ranged into 4 clusters according to the table in Annex 3.

From the cluster response rate, adjustment coefficients were derived and used to extrapolate costs per cluster. The costing per cluster was then aggregated at each relevant level to provide the costing of the Action Plan 2017-2026 at national level per initiative, objective, and strategic theme.

Tables 1 and 2 below give the status of country responses, response rates and cluster adjustment coefficients:

¹ Estimates of SHaSA 2 costs presented by AfDB consultants at the meeting of the Group of Experts from 4 to 8 September 2017 in Addis Ababa.

Table 1. Classification of countries per cluster² and status of their response to the AUC survey as of 07 September 2017

Countries	Pays	Final Rank	Questionnaire	Cluster
Algeria	Algérie	1	X	Cluster 1
Angola	Angola	9	X	
Chad	Tchad	15		
Congo, Dem. Rep.	Rep. Dém. Congo	2	X	
Egypt	Egypte	4		
Ethiopia	Ethiopie	5		
Kenya	Kenya	10	X	
Mali	Mali	11	X	
Morocco	Maroc	12		
Mozambique	Mozambique	13	X	
Niger	Niger	14	X	
Nigeria	Nigéria	6	X	
South Africa	Afrique du Sud	7		
Sudan	Soudan	2	X	
Tanzania	Tanzanie	8	X	
Total Cluster 1			10	
Burkina Faso	Burkina Faso	23	X	Cluster 2
Cameroon	Cameroun	18	X	
Côte d'Ivoire	Côte d'Ivoire	21		
Ghana	Ghana	22	X	
Libya	Libye	16		
Madagascar	Madagascar	17	X	
South Sudan	Soudan du Sud	25		
Uganda	Ouganda	20		
Zambia	Zambie	19	X	
Zimbabwe	Zimbabwe	24	X	
Total Cluster 2			6	

² Refer to Annex 3 for details on the classification

Countries	Pays	Final Rank	Questionnaire	Cluster
Botswana	Botswana	32	X	Cluster 3
Central African Republic	RCA	35		
Congo	Congo	34	X	
Guinea	Guinée	33	X	
Malawi	Malawi	31	X	
Mauritania	Mauritanie	27		
Namibia	Namibie	30		
Senegal	Sénégal	26		
Somalia	Somalie	28		
Tunisia	Tunisie	29	X	
Total Cluster 3			5	
Benin	Bénin	36		Cluster 4
Burundi	Burundi	42	X	
Cabo Verde	Cabo Verde	51	X	
Comoros	Comores	52		
Djibouti	Djibouti	50		
Equatorial Guinea	Guinée Equatoriale	44		
Eritrea	Erythrée	40		
Gabon	Gabon	37	X	
Gambia	Gambie	49		
Guinea-Bissau	Guinée-Bissau	46		
Lesotho	Lesotho	45	X	
Liberia	Liberia	43		
Mauritius	Mauritius	47	X	
Rwanda	Rwanda	38		
Sao Tome and Principe	Sao Tomé-et-Principe	53		
Seychelles	Seychelles	54	X	
Sierra Leone	Sierra Leone	41		
Swaziland	Swaziland	48	X	
Togo	Togo	39		
Total Cluster 4			7	
		Total number of responding countries	28/54	

Table 2. Response rate and adjustment coefficient per cluster

Cluster	Response rate (%)	Adjustment Coefficient
Cluster 1	66.67	1.5000
Cluster 2	60.00	1.6667
Cluster 3	50.00	2.0000
Cluster 4	36.84	2.7143
Total Countries	51.85	1.9286

IV.1.2. Costing at regional level

All regional-level activities were assessed and costed by Regional Economic Communities on the basis of their own experience.

IV.1.3. Costing at continental level

Pan-African organizations (AUC, AfDB, UNECA and ACBF) and AFRISTAT compiled the costs of activities at continental level. In addition, on the basis of the costs of the PAS project, the PAS Project Manager estimated the costs of the Specialized Technical Groups (STGs) activities.

IV.2. SHaSA 2 Action Plan Costing for the period 2017-2026

The estimated total cost of the ShaSA 2 Action Plan is **USD 11.09 billion** over the ten-year period, of which USD 10.34 billion for national level (93%), USD 0.19 billion for regional level (2%); and USD 0.56 billion for continental level (5%).

Chart 1. SHaSA 2 Action Plan 2017-2026: level in billion USD and % of total

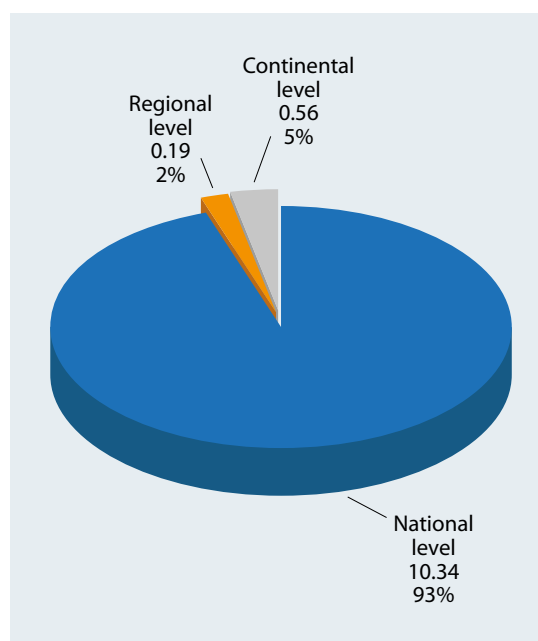
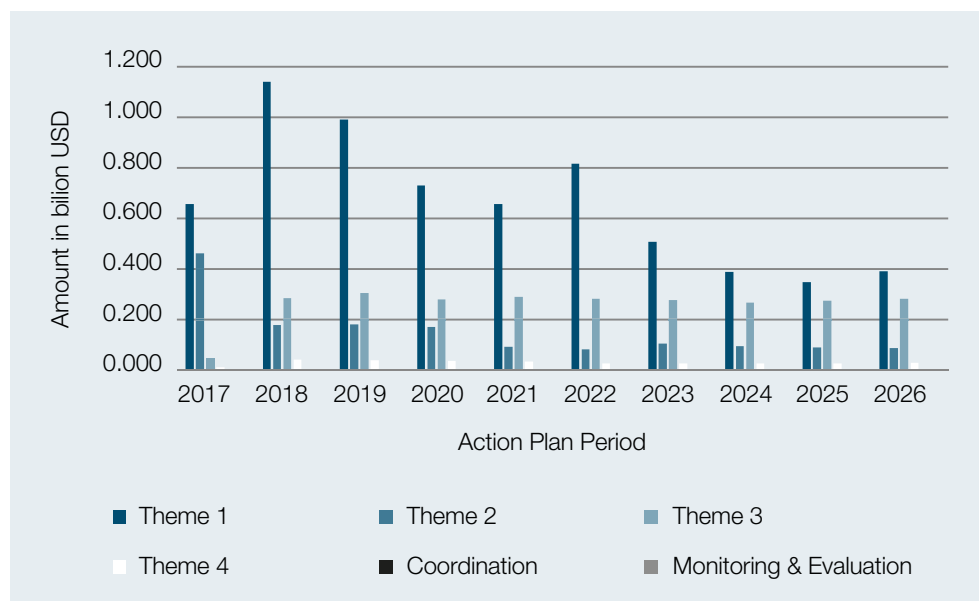


Table 3. SHaSA 2 Action Plan Estimated Costs by Strategic Theme and Objective from 2017 to 2026

Strategic Themes Strategic Objectives	Estimated costs in million USD										
	2017	2018	2019	2020	2021	2022	2023	2024	2025	2026	Total
STRATEGIC THEME 1: Produce quality statistics for Africa	657.22	1142.34	993.04	731.84	657.49	817.75	508.62	388.51	348.70	389.99	6635.50
Strategic Objective 1.1: Expand the statistical information base	655.92	1133.69	985.05	726.75	652.70	810.47	501.31	384.04	344.24	385.52	6579.70
Strategic Objective 1.2: Transform existing statistics for comparability	0.70	2.02	1.75	1.30	0.70	0.70	0.70	0.70	0.70	0.70	9.97
Strategic Objective 1.3: Harmonize the standards and methods of statistical production	0.60	6.64	6.23	3.78	4.08	6.58	6.62	3.78	3.77	3.77	45.84
STRATEGIC THEME 2: Coordinate the production of quality statistics for Africa	462.54	177.47	179.44	170.93	92.55	80.53	105.02	92.92	88.83	86.07	1536.29
Strategic Objective 2.1: Establish effective coordination and collaboration mechanisms	462.45	176.33	178.77	170.26	91.89	79.87	104.30	92.25	88.16	85.40	1529.68
Strategic objective 2.2: Define statistical priorities for the implementation of integration and development agendas	0.08	1.14	0.67	0.67	0.67	0.67	0.72	0.67	0.67	0.67	6.61
STRATEGIC THEME 3: Develop sustainable institutional capacities of the African statistical system	45.57	285.15	305.83	278.60	289.50	282.27	276.98	266.87	274.97	281.97	2587.70
Strategic objective 3.1: Reform and enhance national statistical systems	5.60	108.19	106.95	93.68	93.98	90.59	80.43	77.26	77.26	79.08	813.04

Strategic Themes Strategic Objectives	Estimated costs in million USD										
	2017	2018	2019	2020	2021	2022	2023	2024	2025	2026	Total
Strategic objective 3.2: Reform and enhance regional and continental statistical systems	0.64	37.36	45.04	51.04	55.94	57.36	60.00	58.94	60.94	62.74	489.96
Strategic objective 3.3: Develop sustainable statistical capacities	32.19	118.96	133.35	118.51	121.66	120.56	122.18	118.06	122.61	124.54	1132.63
Strategic Objective 3.4: Establish an effective technological environment	7.13	20.64	20.49	15.37	17.92	13.76	14.36	12.61	14.16	15.61	152.07
STRATEGIC THEME 4: Promote a culture of quality policy and decision-making	11.41	40.27	38.93	36.23	34.35	26.86	25.98	24.81	25.00	27.29	291.12
Strategic objective 4.1: Drive evidence-based decisions through the increased use of statistics	4.87	29.32	22.75	21.54	21.50	12.88	11.73	12.17	11.88	12.75	161.39
Strategic Objective 4.2: Improve the communication of statistical information	6.54	10.95	16.18	14.69	12.85	13.98	14.25	12.64	13.12	14.54	129.73
5. Coordination of SHaSA 2	0.70	1.66	1.73	1.81	1.58	1.58	1.68	1.59	1.59	1.60	15.52
5.1. National	0.00	0.16	0.23	0.31	0.18	0.18	0.18	0.19	0.19	0.20	1.82
5.2. Regional	0.00	0.40	0.40	0.40	0.40	0.40	0.40	0.40	0.40	0.40	3.60
5.3. Continental	0.70	1.10	1.10	1.10	1.00	1.00	1.10	1.00	1.00	1.00	10.10
6. Monitoring and Evaluation	0.00	2.48	2.65	2.61	2.62	2.63	2.64	2.65	2.66	2.67	23.60
6.1. National	0.00	0.00	0.17	0.13	0.14	0.15	0.16	0.17	0.18	0.19	1.28
6.2. Regional	0.00	0.48	0.48	0.48	0.48	0.48	0.48	0.48	0.48	0.48	4.32
6.3. Continental	0.00	2.00	2.00	2.00	2.00	2.00	2.00	2.00	2.00	2.00	18.00
Total	1177.44	1649.37	1521.62	1222.01	1078.09	1211.62	920.91	777.34	741.75	789.58	11089.72

Chart 2. SHaSA 2 Action Plan Costs by Strategic Theme from 2017 to 2026



IV.2.1. SHaSA 2 Action Plan Costing at National level

As shown in Tables 4 and 5 below, the largest share of the costs at the national level relates to

Strategic Theme 1 (63.63%). Theme 3 (19.88%) is in second place followed by Theme 2 (14.22%) and Theme 4 (2.24%). Coordination and monitoring-evaluation activities account for 0.02% and 0.01% of total country costs, respectively.

Table 4. Summary of SHaSA 2 Action Plan Estimated Costs by Strategic Theme at National level, in billion USD

Strategic Theme	Estimated costs in billion USD											% of total
	2017	2018	2019	2020	2021	2022	2023	2024	2025	2026	Total	
Theme 1	0.656	1.134	0.985	0.727	0.653	0.811	0.501	0.384	0.344	0.386	6.581	63.63
Theme 2	0.462	0.169	0.172	0.164	0.086	0.073	0.096	0.086	0.083	0.078	1.470	14.22
Theme 3	0.045	0.242	0.254	0.223	0.229	0.219	0.214	0.205	0.211	0.215	2.056	19.88
Theme 4	0.011	0.036	0.030	0.029	0.028	0.019	0.018	0.019	0.020	0.021	0.231	2.24
Coordination	0.000	0.000	0.000	0.000	0.000	0.000	0.000	0.000	0.000	0.000	0.002	0.02
Monitoring & Evaluation	0.000	0.000	0.000	0.000	0.000	0.000	0.000	0.000	0.000	0.000	0.001	0.01
Total	1.174	1.580	1.442	1.144	0.996	1.122	0.830	0.695	0.658	0.700	10.342	100.00

Chart 3. Weights of Strategic Themes in the SHaSA 2 Estimated Costs at National Level

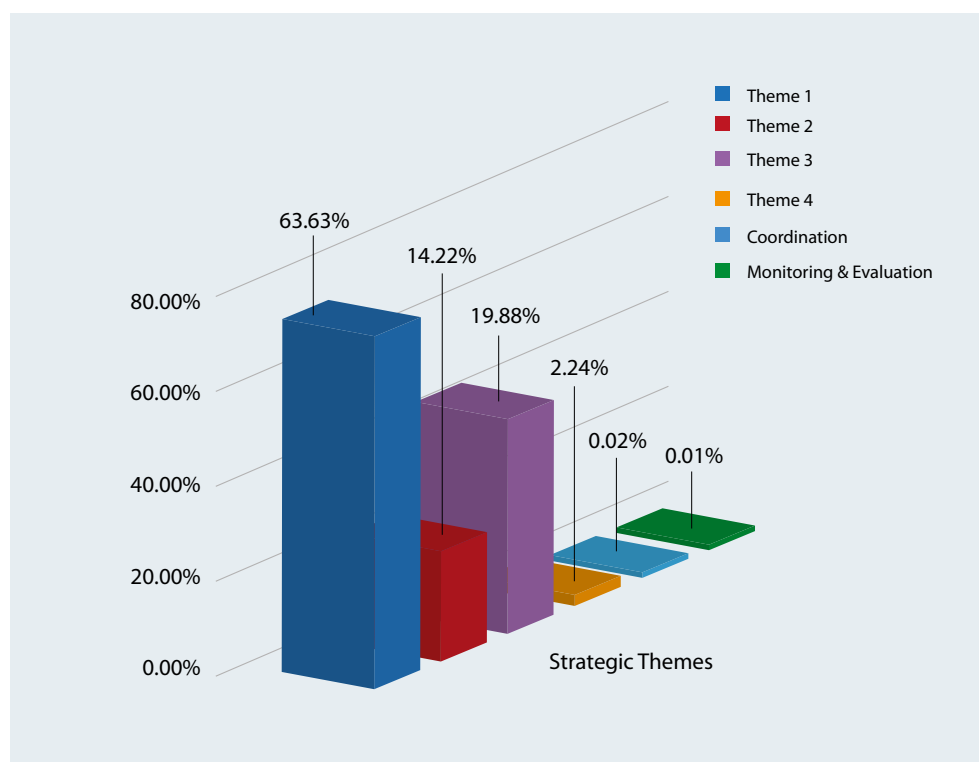


Table 5. SHaSA 2 Action Plan Estimated Costs at National level, in million USD

Strategic Themes Strategic Objectives	Estimated costs in million USD										
	2017	2018	2019	2020	2021	2022	2023	2024	2025	2026	Total
STRATEGIC THEME 1: Produce quality statistics for Africa	655.92	1134.25	985.19	726.84	652.79	810.55	501.38	384.11	344.30	385.59	6580.92
Strategic Objective 1.1: Expand the statistical information base	655.92	1 133.69	985.05	726.75	652.70	810.47	501.31	384.04	344.24	385.52	6579.70
Strategic Objective 1.2: Transform existing statistics for comparability	0.00	0.32	0.05	0.00	0.00	0.00	0.00	0.00	0.00	0.00	0.37
Strategic Objective 1.3: Harmonize the standards and methods of statistical production	0.00	0.25	0.08	0.08	0.08	0.08	0.08	0.08	0.07	0.07	0.86
STRATEGIC THEME 2: Coordinate the production of quality statistics for Africa	462.17	168.55	172.41	164.43	86.06	73.12	96.30	86.43	82.96	77.90	1470.33
Strategic Objective 2.1: Establish effective coordination and collaboration mechanisms	462.09	167.97	172.25	164.26	85.89	72.95	96.13	86.26	82.80	77.74	1468.33
Strategic objective 2.2: Define statistical priorities for the implementation of integration and development agendas	0.08	0.58	0.17	0.17	0.17	0.17	0.17	0.17	0.17	0.17	2.00
STRATEGIC THEME 3: Develop sustainable institutional capacities of the African statistical system	44.93	241.88	253.68	223.04	229.04	219.00	213.96	204.91	211.01	214.81	2056.25

Strategic Themes	Estimated costs in million USD										
	Strategic Objectives	2017	2018	2019	2020	2021	2022	2023	2024	2025	2026
Strategic objective 3.1: Reform and enhance national statistical systems	5.60	106.69	106.95	93.68	93.98	89.19	80.43	77.26	77.26	77.68	808.74
Strategic objective 3.2: Reform and enhance regional and continental statistical systems	0.00	0.00	0.00	0.00	0.00	0.00	0.00	0.00	0.00	0.00	0.00
Strategic objective 3.3: Develop sustainable statistical capacities	32.19	115.59	126.78	114.54	117.69	116.59	119.21	115.09	119.64	121.57	1098.90
Strategic Objective 3.4: Establish an effective technological environment	7.13	19.59	19.94	14.82	17.37	13.21	14.31	12.56	14.11	15.56	148.62
STRATEGIC THEME 4: Promote a culture of quality policy and decision-making	11.41	35.56	30.08	29.48	27.60	19.11	18.23	19.06	19.75	21.04	231.31
Strategic objective 4.1: Drive evidence-based decisions through the increased use of statistics	4.87	25.81	21.40	20.39	20.35	11.73	10.58	11.02	11.23	12.10	149.48
Strategic Objective 4.2: Improve the communication of statistical information	6.54	9.75	8.68	9.09	7.25	7.38	7.65	8.04	8.52	8.94	81.83
5. Coordination of SHaSA 2 at national level	0.00	0.16	0.23	0.31	0.18	0.18	0.18	0.19	0.19	0.20	1.82
6. Monitoring and Evaluation at national level	0.00	0.00	0.17	0.13	0.14	0.15	0.16	0.17	0.18	0.19	1.28
Total	1174.43	1580.40	1441.76	1144.22	995.80	1122.10	830.20	694.86	658.40	699.73	10341.91

IV.2.2. SHaSA 2 Action Plan Costing
at Regional level

framework of SHaSA 2 are concentrated under strategic theme 3.

In addition to coordination, the activities of the Regional Economic Communities in the

Table 6. SHaSA 2 Action Plan Estimated Costs at Regional level, in million USD

Strategic Themes / Strategic Objectives	Estimated costs in million USD											
	2017	2018	2019	2020	2021	2022	2023	2024	2025	2026	Total	
STRATEGIC THEME 1: Produce quality statistics for Africa	0.00	0.00	0.00	0.00	0.00	0.00	0.00	0.00	0.00	0.00	0.00	0.00
Strategic Objective 1.1: Expand the statistical information base	0.00	0.00	0.00	0.00	0.00	0.00	0.00	0.00	0.00	0.00	0.00	0.00
Strategic Objective 1.2: Transform existing statistics for comparability	0.00	0.00	0.00	0.00	0.00	0.00	0.00	0.00	0.00	0.00	0.00	0.00
Strategic Objective 1.3: Harmonize the standards and methods of statistical production	0.00	0.00	0.00	0.00	0.00	0.00	0.00	0.00	0.00	0.00	0.00	0.00
STRATEGIC THEME 2: Coordinate the produc- tion of quality statistics for Africa	0.36	1.09	0.01	0.01	0.01	0.40	1.20	0.00	0.00	0.00	0.00	3.06
Strategic Objective 2.1: Establish effective coordi- nation and collaboration mechanisms	0.36	1.09	0.01	0.01	0.01	0.40	1.20	0.00	0.00	0.00	0.00	3.06
Strategic objective 2.2: Define statistical priorities for the implementation of integration and develop- ment agendas	0.00	0.00	0.00	0.00	0.00	0.00	0.00	0.00	0.00	0.00	0.00	0.00

Strategic Themes / Strategic Objectives	Estimated costs in million USD										
	2017	2018	2019	2020	2021	2022	2023	2024	2025	2026	Total
STRATEGIC THEME 3: Develop sustainable institutional capacities of the African statistical system	0.64	20.86	19.04	20.04	18.94	19.36	21.00	18.94	18.94	19.74	177.46
Strategic objective 3.1: Reform and enhance national statistical systems	0.00	0.00	0.00	0.00	0.00	0.00	0.00	0.00	0.00	0.00	0.00
Strategic objective 3.2: Reform and enhance regional and continental statistical systems	0.64	20.86	19.04	20.04	18.94	19.36	21.00	18.94	18.94	19.74	177.46
Strategic objective 3.3: Develop sustainable statistical capacities	0.00	0.00	0.00	0.00	0.00	0.00	0.00	0.00	0.00	0.00	0.00
Strategic Objective 3.4: Establish an effective tech- nological environment	0.00	0.00	0.00	0.00	0.00	0.00	0.00	0.00	0.00	0.00	0.00
STRATEGIC THEME 4: Promote a culture of quality policy and decision-making	0.00	1.66	0.00	0.00	0.00	0.00	0.00	0.00	0.00	0.00	1.66
Strategic objective 4.1: Drive evidence-based decisions through the increased use of statistics	0.00	1.66	0.00	0.00	0.00	0.00	0.00	0.00	0.00	0.00	1.66
Strategic Objective 4.2: Improve the communication of statistical information	0.00	0.00	0.00	0.00	0.00	0.00	0.00	0.00	0.00	0.00	0.00
5. Coordination of SHaSA 2	0.00	0.40	0.40	0.40	0.40	0.40	0.40	0.40	0.40	0.40	3.60
5.2.Regional	0.00	0.40	0.40	0.40	0.40	0.40	0.40	0.40	0.40	0.40	3.60
6. Monitoring and Evaluation	0.00	0.48	0.48	0.48	0.48	0.48	0.48	0.48	0.48	0.48	4.32
6.2. Regional	0.00	0.48	0.48	0.48	0.48	0.48	0.48	0.48	0.48	0.48	4.32
Total	1.00	24.48	19.92	20.92	19.82	20.64	23.08	19.82	19.82	20.62	190.11

IV.2.3. SHaSA 2 Action Plan Costing at Continental Level

With an amount of USD 0.56 billion, pan-African organizations' activities are more relevant to theme 3. This theme is followed by theme 2 (USD 62.90

million), theme 4 (USD 58.15 million) and theme 1 (USD 54.58 million). These organizations will also have an important role to play in the domains of coordination, monitoring and evaluation during the implementation of SHaSA 2.

Table 7. SHaSA 2 Action Plan Estimated Costs at Continental level, in million USD

Strategic Themes / Strategic Objectives	Estimated costs in million USD										
	2017	2018	2019	2020	2021	2022	2023	2024	2025	2026	Total
STRATEGIC THEME 1: Produce quality statistics for Africa	1.30	8.09	7.85	5.00	4.70	7.20	7.24	4.40	4.40	4.40	54.58
Strategic Objective 1.1: Expand the statistical information base	0.00	0.00	0.00	0.00	0.00	0.00	0.00	0.00	0.00	0.00	0.00
Strategic Objective 1.2: Transform existing statistics for comparability	0.70	1.70	1.70	1.30	0.70	0.70	0.70	0.70	0.70	0.70	9.60
Strategic Objective 1.3: Harmonize the standards and methods of statistical production	0.60	6.39	6.15	3.70	4.00	6.50	6.54	3.70	3.70	3.70	44.98
STRATEGIC THEME 2: Coordinate the production of quality statistics for Africa	0.00	7.83	7.02	6.49	6.49	7.01	7.52	6.49	5.86	8.16	62.90
Strategic Objective 2.1: Establish effective coordination and collaboration mechanisms	0.00	7.27	6.51	5.99	5.99	6.51	6.97	5.99	5.36	7.66	58.29
Strategic objective 2.2: Define statistical priorities for the implementation of integration and development agendas	0.00	0.56	0.51	0.50	0.50	0.50	0.55	0.50	0.50	0.50	4.61

Strategic Themes / Strategic Objectives	Estimated costs in million USD										
	2017	2018	2019	2020	2021	2022	2023	2024	2025	2026	Total
STRATEGIC THEME 3: Develop sustainable institutional capacities of the African statistical system	0.00	22.42	33.12	35.52	41.52	43.92	42.02	43.02	45.02	47.42	353.98
Strategic objective 3.1: Reform and enhance national statistical systems	0.00	1.50	0.00	0.00	0.00	1.40	0.00	0.00	0.00	1.40	4.30
Strategic objective 3.2: Reform and enhance regional and continental statistical systems	0.00	16.50	26.00	31.00	37.00	38.00	39.00	40.00	42.00	43.00	312.50
Strategic objective 3.3: De- velop sustainable statistical capacities	0.00	3.37	6.57	3.97	3.97	3.97	2.97	2.97	2.97	2.97	33.73
Strategic Objective 3.4: Establish an effective tech- nological environment	0.00	1.05	0.55	0.55	0.55	0.55	0.05	0.05	0.05	0.05	3.45
STRATEGIC THEME 4: Promote a culture of quality policy and decision-making	0.00	3.05	8.85	6.75	6.75	7.75	7.75	5.75	5.25	6.25	58.15
Strategic objective 4.1: Drive evidence-based decisions through the increased use of statistics	0.00	1.85	1.35	1.15	1.15	1.15	1.15	1.15	0.65	0.65	10.25
Strategic Objective 4.2: Improve the communication of statistical information	0.00	1.20	7.50	5.60	5.60	6.60	6.60	4.60	4.60	5.60	47.90
5. Coordination of SHaSA 2 at continental level	0.70	1.10	1.10	1.10	1.00	1.00	1.10	1.00	1.00	1.00	10.10
6. Monitoring and Evalu- ation	0.00	2.00	2.00	2.00	2.00	2.00	2.00	2.00	2.00	2.00	18.00
Total	2.00	44.49	59.94	56.86	62.46	68.88	67.63	62.66	63.53	69.23	557.71

V. Financing SHaSA 2

The estimated total cost of SHaSA 2 is USD 11.09 billion, representing the total amount of internal and external financing to be sought over its lifetime.

V.1. Financial GAP

Based on the current internal financing capacity of the ASS (about 30%), the projected levels of this capacity in 2020 (50%) and the SHaSA 2 implementing last year (80%), the **financing gap during the ten years is estimated at about USD 6.0 billion.**

V.2. Financing Plan and Strategy

The financing plan is based on the following seven assumptions:

1. The share of own financing increases from 30% in 2017 to 50% in 2020 and to 80% in 2026 ;
2. African countries allocate at least 0.15% of their budget to the financing of statistics;
3. African countries adopt and implement national statistical development funds;
4. RECs and other members of the ASS develop “tradable” statistical products;
5. ASS acquires African statistical fund;
6. The ASS continues to benefit support from partners; and
7. The ASS effectively integrates the private sector and civil society as key players in statistical activities.

VI. Resource Mobilization Strategy

Resource mobilization requires actions - which are axes - at national, regional and continental levels.

At country level: Two actions are required. Align NSDSs to the SHaSA 2. Implement the decision to allocate 0.15% of national budgets to statistical activities.

At regional level. RECs will need to have sufficient resources to update and implement their RSDS. They should ensure the sustainability of their statistical units through their own funding.

At continental level. An African program for the implementation of SHaSA 2 is required. This program should be a platform with high visibility allowing each partner to better target its areas of support to the African statistics.

The mobilization of resources will be facilitated by the development of such a program which will be presented to all internal and external partners of African statistics as a resource mobilization tool of SHaSA 2 adopted by the Summit of Heads of State and Government.

Advocacy is an important part of this resource mobilization activity. Significant actions will be taken with ASS partners, including the private sector and civil society so that they will continue their support for the development of statistics in Africa.

In particular, National Parliaments and the pan-African Parliament should be involved, since it will be their responsibility to ensure the optimal allocation of resources to statistical activities.

More than in the past, this will require to involve almost all Development partners, such as UN agencies including Bretton Woods Institutions, Bilateral cooperation Agencies and all African Central Banks.

A communication strategy should be developed to popularize this internal and external advocacy effort.

Pan-African institutions will have to work together for this advocacy at their level and through round tables. They should contribute to set up this advocacy strategy and support documents.

Annexes

Annex 1: The SHaSA 2 Action Plan costing for the period 2017-2026

Strategic Themes / Strategic Objectives / Initiatives	Outcomes	Activities		Estimated costs in USD million											
		Code	Description	2017	2018	2019	2020	2021	2022	2023	2024	2025	2026	Total	
STRATEGIC THEME 1: Produce quality statistics for Africa				657.22	1142.34	993.04	731.84	657.49	817.75	508.62	388.51	348.70	389.99	6635.50	
Strategic Objective 1.1: Expand the statistical information base				655.92	1133.69	985.05	726.75	652.70	810.47	501.31	384.04	344.24	385.52	6579.70	
1.1.1. Regular organization of Population and Housing censuses (GPHC)	Statistical information on population	1.1.1.1	Pre-enumeration	148.86	44.91	121.12	12.56	127.69	6.14	31.15	1.50	1.50	1.50	496.93	
		1.1.1.2	Enumeration	136.66	270.08	24.09	174.22	59.73	307.61	79.89	56.30	7.11	12.46	1128.15	
		1.1.1.3	Post-enumeration	13.67	16.97	12.92	13.72	10.37	12.62	69.41	54.07	55.82	7.34	266.91	
		Total 1.1.1.	299.19	331.97	158.13	200.50	197.78	326.37	180.44	111.87	64.44	21.30	1891.99		
1.1.2. Regular organization of household surveys	Statistical information on population Up-date of GPHC results	1.1.2.1	Survey preparation	16.42	20.46	3.69	15.51	7.85	15.85	18.16	4.65	6.20	13.13	121.92	
		1.1.2.2	Data collection	51.10	68.13	27.12	40.37	27.89	55.32	55.60	29.50	28.40	39.38	422.82	

Strategic Themes / Strategic Objectives / Initiatives	Outcomes	Activities		Estimated costs in USD million										
		Code	Description	2017	2018	2019	2020	2021	2022	2023	2024	2025	2026	Total
1.1.2. Regular organization of household surveys	Statistical information on population Update of GPHC results	1.1.2.3	Data processing, analysis, and dissemination	8.20	27.81	5.21	9.78	4.87	12.31	18.03	3.32	4.94	9.06	103.53
			Total 1.1.2.	75.72	116.40	36.02	65.66	40.61	83.48	91.79	37.47	39.54	61.57	648.27
1.1.3.a. Regular organization of agricultural censuses agricoles	Agricultural and rural statistics	1.1.3.a.1	Pre-enumeration	55.41	32.17	11.40	7.88	13.39	0.83	0.83	1.83	2.83	6.08	132.64
		1.1.3.a.2	Enumeration	20.85	130.96	49.70	8.23	6.02	53.04	8.70	6.02	19.42	50.40	353.36
		1.1.3.a.3	Post-enumeration	9.89	24.64	12.23	6.29	2.07	2.37	9.36	2.82	2.46	11.33	83.46
			Total 1.1.3.a.	86.16	187.78	73.34	22.40	21.48	56.24	18.88	10.66	24.71	67.81	569.45
1.1.3.b. Regular organization of annual agricultural surveys	Agricultural and rural statistics	1.1.3.b.1	Survey preparation	2.56	4.02	9.22	8.06	6.38	4.64	4.32	4.99	5.11	5.17	54.46
		1.1.3.b.2	Data collection	19.37	27.51	49.56	37.44	29.50	26.72	21.15	23.72	24.44	22.29	281.68
		1.1.3.b.3	Data processing, analysis, and dissemination	1.70	5.05	13.11	10.44	6.67	4.38	3.23	3.66	3.53	3.33	55.09

Strategic Themes / Strategic Objectives / Initiatives	Outcomes	Activities		Estimated costs in USD million										
		Code	Description	2017	2018	2019	2020	2021	2022	2023	2024	2025	2026	Total
1.1.3.b. Regular organization of annual agricultural surveys	Agricultural and rural statistics		Total 1.1.3.b.	23.62	36.59	71.89	55.93	42.54	35.73	28.70	32.36	33.08	30.79	391.24
		1.1.4.a.1	Pre-enumeration	4.30	7.07	0.66	1.69	2.19	1.90	2.63	4.51	0.54	2.52	28.00
		1.1.4.a.2	Enumeration	23.96	15.87	18.38	8.18	10.88	11.37	8.54	28.54	5.56	10.16	141.45
1.1.4.a. Regular organization of economic censuses	Economic Statistics			1.33	4.80	3.27	2.59	3.34	1.39	1.69	2.32	1.12	3.62	25.48
		1.1.4.a.3	Post-enumeration											
1.1.4.b. Regular organization of economic surveys	Economic Statistics		Total 1.1.4.a	29.60	27.74	22.31	12.46	16.41	14.66	12.86	35.36	7.21	16.30	194.93
		1.1.4.b.1	Survey preparation	5.38	4.32	3.64	4.61	4.09	1.60	1.73	1.98	2.04	2.41	31.80
		1.1.4.b.2	Data collection	28.97	26.01	24.69	21.47	31.32	18.34	17.62	14.40	19.03	18.81	220.66
		1.1.4.b.3	Data processing, analysis, and dissemination	1.59	6.34	5.97	5.55	8.78	3.87	3.24	3.46	3.85	4.38	47.04
			Total 1.1.4.b.	35.95	36.66	34.29	31.63	44.19	23.81	22.60	19.84	24.93	25.60	299.50

Strategic Themes / Strategic Objectives / Initiatives	Outcomes	Activities		Estimated costs in USD million										
		Code	Description	2017	2018	2019	2020	2021	2022	2023	2024	2025	2026	Total
1.1.5 Surveys on informal sector	Statistical information on informal sector	1.1.5.1	Survey preparation	1.95	8.60	1.70	1.96	1.90	7.85	0.67	1.01	2.31	7.87	35.83
		1.1.5.2	Data collection	6.01	16.82	14.79	9.78	9.51	17.04	6.08	5.84	8.22	16.06	110.16
		1.1.5.3	Data processing, analysis, and dissemination	0.76	5.41	6.54	1.73	2.37	5.37	1.49	1.59	1.83	5.33	32.41
			Total 1.1.5.	8.72	30.83	23.03	13.47	13.78	30.26	8.24	8.44	12.37	29.26	178.39
1.1.6. Organization of regular data collection on governance, peace and security (surveys and administrative sources)	Statistical information on: - peace - security - governance	1.1.6.1	Survey preparation / administrative data collection	1.53	4.27	2.78	2.79	2.28	3.40	1.09	1.52	1.11	3.45	24.21
		1.1.6.2	Data collection	10.84	16.82	12.12	15.86	12.51	13.89	9.20	10.45	9.63	13.53	124.85
		1.1.6.3	Data processing, analysis, and dissemination	2.79	4.33	3.39	4.10	4.07	3.40	1.63	2.07	1.88	3.20	30.86
			Total 1.1.6.	15.17	25.42	18.29	22.75	18.87	20.68	11.92	14.04	12.62	20.17	179.92

Strategic Themes / Strategic Objectives / Initiatives	Outcomes	Activities		Estimated costs in USD million										
		Code	Description	2017	2018	2019	2020	2021	2022	2023	2024	2025	2026	Total
1.1.7. Development and organization of the collection of socio-economic information from administrative sources	The quality and coverage of data sources have improved. The costs of data collection have improved. Statistical information on economic convergence criteria. Trade register. Business register.	1.1.7.1	Preparation of administrative data collection and processing tools	6.43	63.42	45.53	40.39	38.96	38.79	2.08	0.71	2.08	0.64	239.03
		1.1.7.2	Data collection	17.87	159.60	120.78	104.20	107.50	105.86	54.90	54.21	55.80	52.34	833.06
		1.1.7.3	Data processing, analysis, and dissemination	2.81	26.98	19.60	18.72	17.93	16.93	12.29	4.19	12.41	4.43	136.29
			Total 1.1.7.	27.11	250.00	185.91	163.32	164.39	161.58	69.27	59.11	70.29	57.41	1208.38
1.1.8. Improvement of civil registration and vital statistics systems	- CRVS in place - Vital statistics produced	1.1.8.1	Status assessment	8.34	19.02	39.08	14.39	12.78	0.16	0.16	0.16	0.16	0.16	94.39
		1.1.8.2	Development of strategic plan	2.87	7.88	83.70	9.38	8.52	1.27	1.27	1.27	1.27	1.27	118.69
		1.1.8.3	Implementation of the plan	41.71	58.57	197.75	102.19	62.17	48.91	46.75	45.98	46.16	46.30	696.49
		1.1.8.4	Monitoring and Evaluation	1.77	4.83	41.32	12.69	9.19	7.32	8.42	7.47	7.47	7.59	108.04
			Total 1.1.8	54.69	90.30	361.84	138.64	92.65	57.66	56.59	54.88	55.06	55.31	1017.62

Strategic Themes / Strategic Objectives / Initiatives	Outcomes	Activities		Estimated costs in USD million												
		Code	Description	2017	2018	2019	2020	2021	2022	2023	2024	2025	2026	Total		
STRATEGIC THEME 1: Transform existing statistics for comparability																
1.2.1. Adoption of reprocessing and adjustment methodologies	Technical manuals on reprocessing and adjustment methodologies are available by statistical domains	1.2.1.1	Assessment of existing manuals on different statistical domains	0.00	0.55	0.50	0.30	0.00	0.00	0.00	0.00	0.00	0.00	0.00	1.35	
		1.2.1.2	Development of operational guidelines on manuals on reprocessing and adjustment methodologies	0.00	0.57	0.50	0.30	0.00	0.00	0.00	0.00	0.00	0.00	0.00	0.00	1.37
		1.2.1.3	Development of manuals on reprocessing and adjustment methodologies	0.00	0.07	0.00	0.00	0.00	0.00	0.00	0.00	0.00	0.00	0.00	0.00	0.07
		Total 1.2.1		0.00	1.18	1.00	0.60	0.00	0.00	0.00	0.00	0.00	0.00	0.00	0.00	2.78
1.2.2. Production and validation of comparable data.	Comparable data are published and available	1.2.2.1	Consolidation of data	0.50	0.55	0.50	0.50	0.50	0.50	0.50	0.50	0.50	0.50	0.50	5.05	
		1.2.2.2	Processing, analysis of data in accordance with the manuals	0.20	0.28	0.20	0.20	0.20	0.20	0.20	0.20	0.20	0.20	0.20	0.20	2.08
		1.2.2.3	Publication of data in accordance with the manuals	0.00	0.00	0.05	0.00	0.00	0.00	0.00	0.00	0.00	0.00	0.00	0.00	0.05

Strategic Themes / Strategic Objectives / Initiatives	Outcomes	Activities		Estimated costs in USD million														
		Code	Description	2017	2018	2019	2020	2021	2022	2023	2024	2025	2026	Total				
1.2.2. Production and validation of comparable data.	Comparable data are published and available		Total 1.2.2.	0.70	0.83	0.75	0.70	0.70	0.70	0.70	0.70	0.70	0.70	0.70	0.70	0.70	7.18	
		Strategic Objective 1.3: Harmonize the standards and methods of statistical production		0.60	6.64	6.23	3.78	4.08	6.58	6.62	3.78	3.77	3.77	3.77	45.84			
1.3.1. Operationalization of Specialized Technical Groups (STG)	Work programmes of STGs are available	1.3.1.1	Assessment of the performance of STGs	0.10	0.44	0.00	0.00	0.15	0.15	0.34	0.00	0.00	0.00	0.00	0.00	0.00	1.18	
		1.3.1.2	Development of work programmes for STGs	0.10	0.15	0.20	0.20	0.35	0.35	0.20	0.20	0.20	0.20	0.20	0.20	0.20	2.15	
		1.3.1.3	Implementation of the work programmes	0.15	3.00	3.00	3.00	3.00	3.00	3.00	3.00	3.00	3.00	3.00	3.00	3.00	3.00	27.15
			Total 1.3.1.	0.35	3.59	3.20	3.20	3.50	3.50	3.54	3.20	3.20	3.20	3.20	3.20	3.20	3.20	30.48
1.3.2. Implementation of Standards and Methods Adopted by the STGs	Manuals on common standards and methods are available and used	1.3.2.1	Training and dissemination of adopted manuals on standards and methods	0.10	0.75	0.70	0.00	0.00	0.75	0.75	0.00	0.00	0.00	0.00	0.00	0.00	3.05	
		1.3.2.2	Production of statistics using new manuals as reference	0.05	1.78	1.75	0.00	0.00	1.75	1.75	0.00	0.00	0.00	0.00	0.00	0.00	0.00	7.08
		1.3.2.3	Publication of harmonized statistics	0.10	0.47	0.53	0.53	0.53	0.53	0.53	0.53	0.53	0.53	0.52	0.52	0.52	0.52	4.78

Strategic Themes / Strategic Objectives / Initiatives	Outcomes	Activities		Estimated costs in USD million										
		Code	Description	2017	2018	2019	2020	2021	2022	2023	2024	2025	2026	Total
1.3.2. Implementation of Standards and Methods Adopted by the STGs	Manuals on common standards and methods are available and used		Total 1.3.2.	0.25	3.00	2.98	0.53	0.53	3.03	3.03	0.53	0.52	0.52	14.91
		1.3.3.1	Development of quality assurance kit	0.00	0.05	0.00	0.00	0.00	0.00	0.00	0.00	0.00	0.00	0.00
1.3.3. Development of a quality assurance framework [quality kit] and consistency of national data between sectors	Validated quality and certified data are available	1.3.3.2	Implementation of quality data kit	0.00	0.00	0.05	0.05	0.05	0.05	0.05	0.05	0.05	0.05	0.40
			Total 1.3.3.	0.00	0.05	0.05	0.05	0.05	0.05	0.05	0.05	0.05	0.05	0.05
STRATEGIC THEME 2: Coordinate the production of quality statistics for Africa				462.54	177.47	179.44	170.93	92.55	80.53	105.02	92.92	88.83	86.07	1536.29
Strategic Objective 2.1: Establish effective coordination and collaboration mechanisms				462.45	176.33	178.77	170.26	91.89	79.87	104.30	92.25	88.16	85.40	1529.68
2.1.1. Development of a protocol defining the roles and responsibilities of ASS actors in the implementation of SHaSA 2	Strategy or protocol developed and implemented	2.1.1.1	Preparation of the processes involved in the development of the Protocol	0.00	0.15	0.00	0.00	0.00	0.00	0.10	0.00	0.00	0.00	0.25
		2.1.1.2	Development of Protocol	0.00	0.21	0.00	0.00	0.00	0.00	0.16	0.00	0.00	0.00	0.00

Strategic Themes / Strategic Objectives / Initiatives	Outcomes	Activities		Estimated costs in USD million													
		Code	Description	2017	2018	2019	2020	2021	2022	2023	2024	2025	2026	Total			
2.1.1. Development of a protocol defining the roles and responsibilities of ASS actors in the implementation of SHaSA 2	Strategy or protocol developed and implemented	2.1.1.3	Validation and adoption of Protocol	0.00	0.20	0.05	0.00	0.00	0.00	0.00	0.20	0.00	0.00	0.00	0.00	0.45	
		2.1.1.4	Signing of Protocol	0.00	0.00	0.03	0.00	0.00	0.00	0.00	0.00	0.00	0.00	0.00	0.00	0.00	0.03
			Total 2.1.1.	0.00	0.56	0.08	0.00	0.00	0.00	0.00	0.00	0.46	0.00	0.00	0.00	0.00	0.00
2.1.2. Strengthening the activities of the African Statistical Coordination Committee (ASCC)	Annual common programmes of of ASSC activities are available Calendar of meetings and events are agreed	2.1.2.1	Revision of terms of reference of ASSC	0.00	0.00	0.00	0.00	0.00	0.00	0.00	0.00	0.00	0.00	0.00	0.00	0.00	
		2.1.2.2	Preparation of work programme	0.00	0.01	0.01	0.01	0.01	0.01	0.01	0.01	0.01	0.01	0.01	0.01	0.01	0.13
		2.1.2.3	Implementation of work programme	0.00	0.00	0.00	0.00	0.00	0.00	0.00	0.00	0.00	0.00	0.00	0.00	0.00	0.00
		2.1.2.4	Monitoring and evaluation	0.00	0.20	0.20	0.20	0.20	0.20	0.20	0.20	0.20	0.20	0.20	0.20	0.20	1.80
		Total 2.1.2.	0.00	0.21	0.21	0.21	0.21	0.21	0.21	0.21	0.21	0.21	0.21	0.21	0.21	1.93	

Strategic Themes / Strategic Objectives / Initiatives	Outcomes	Activities		Estimated costs in USD million												
		Code	Description	2017	2018	2019	2020	2021	2022	2023	2024	2025	2026	Total		
2.1.3. Strengthening coordination at the regional level	RSDS aligned with SHaSA 2 are available Regional coordination meetings on RSDS held	2.1.3.1	Revision of RSDS in line with SHaSA 2	0.36	1.08	0.00	0.00	0.00	0.00	0.00	0.00	0.00	0.00	0.00	0.00	1.44
		2.1.3.2	development of RSDS in line with SHaSA 2	0.00	0.00	0.00	0.00	0.00	0.40	1.20	0.00	0.00	0.00	0.00	0.00	1.60
		2.1.3.3	Implementation of RSDS	0.00	0.01	0.01	0.01	0.01	0.00	0.00	0.00	0.00	0.00	0.00	0.00	0.02
		2.1.3.4	Monitoring and Evaluation	0.00	0.00	0.00	0.00	0.00	0.00	0.00	0.00	0.00	0.00	0.00	0.00	0.00
			Total 2.1.3.	0.36	1.09	0.01	0.01	0.01	0.01	0.40	1.20	0.00	0.00	0.00	0.00	3.06
2.1.4. Development and implementation of NSDSS linked to SHaSA 2	NSDSS aligned with SHaSA 2 are available Reports on the implementation of NSDSS are available	2.1.4.1	Preparation for the revision of the NSDSS in line with SHaSA 2	0.99	2.38	2.01	0.81	0.87	0.53	0.60	0.60	0.63	0.75	0.65	10.23	
		2.1.4.2	Development of NSDSS in line with SHaSA 2	0.87	3.78	0.60	3.98	5.93	0.60	0.60	0.94	1.79	0.60	19.69		
		2.1.4.3	Validation and adoption of the revised NSDSS linked to SHaSA 2	0.69	2.04	0.77	0.69	1.30	0.87	0.60	0.63	0.93	0.60	9.11		
		2.1.4.4	Implementation of NSDSS linked to SHaSA 2	458.72	158.33	165.91	155.67	73.95	67.57	91.24	82.52	77.77	74.46	1406.14		

Strategic Themes / Strategic Objectives / Initiatives	Outcomes	Activities		Estimated costs in USD million											
		Code	Description	2017	2018	2019	2020	2021	2022	2023	2024	2025	2026	Total	
2.1.4. Development and implementation of NSDSs linked to SHaSA 2	NSDS aligned with SHaSA 2 are available Reports on the implementation of NSDS are available	2.1.4.5	Monitoring and Evaluation	0.81	1.29	2.87	3.11	3.84	3.39	3.09	1.53	1.55	1.43	22.91	
			Total 2.1.4.	462.09	167.82	172.16	164.26	85.89	72.95	96.13	86.26	82.80	77.74	1468.10	
2.1.5. Appointment of SHaSA 2 National, Regional and Continental Coordinators	Request Ministers in charge of statistics in countries, regional and continental institutions to appoint SHaSA 2 coordinators	2.1.5.1		0.00	0.05	0.00	0.00	0.00	0.00	0.00	0.00	0.00	0.00	0.05	
		2.1.5.2	Institutional framework of SHaSA 2 is operationalised	0.00	2.00	2.00	2.00	2.00	2.00	2.00	2.00	2.00	2.00	2.00	18.00
		2.1.5.3	Submission of letter of appointment to AUC	0.00	0.00	0.00	0.00	0.00	0.00	0.00	0.00	0.00	0.00	0.00	0.00
			Total 2.1.5.	0.00	2.05	2.00	2.00	2.00	2.00	2.00	2.00	2.00	2.00	2.00	2.00
2.1.6. Strengthening South-South Cooperation	Statistical capacity in the different statistical domains under south-south cooperation are improved	2.1.6.1	Statistical capacity assessment of countries and RECs	0.00	0.40	0.40	0.40	0.40	0.40	0.40	0.40	0.40	0.40	3.60	
		2.1.6.2	Organisation of study tours for countries and RECs with identified needs	0.00	0.20	0.20	0.20	0.20	0.20	0.20	0.20	0.20	0.20	0.20	1.80

Strategic Themes / Strategic Objectives / Initiatives	Outcomes	Activities		Estimated costs in USD million												
		Code	Description	2017	2018	2019	2020	2021	2022	2023	2024	2025	2026	Total		
2.1.6. Strengthening South-South Cooperation	Statistical capacity in the different statistical domains under south-south cooperation are improved	2.1.6.3	Development and signing of MoU/Pro-tocol for cooperation with a work plan	0.00	0.30	0.00	0.00	0.00	0.00	0.00	0.00	0.00	0.00	0.00	0.30	
		2.1.6.4	Implementation of the work programme	0.00	0.00	0.00	0.00	0.00	0.00	0.00	0.00	0.00	0.00	0.00	0.00	0.00
		2.1.6.5	Monitoring and evaluation	0.00	0.20	0.20	0.20	0.20	0.20	0.20	0.20	0.20	0.20	0.20	0.20	1.80
		Total 2.1.6.		0.00	1.10	0.80	0.80	0.80	0.80	0.80	0.80	0.80	0.80	0.80	0.80	7.50
		2.1.7.1	Statistical capacity assessment of countries and RECs (strengths and weaknesses)	0.00	1.15	1.15	0.00	0.00	1.15	1.15	0.00	0.00	0.00	2.30	0.00	6.90
2.1.7. Building strong partnerships with foundations, civil society, partners, users, etc., in the continent and outside the continent.	Actors and development partners are involved in African statistical development		Organization of exchanges between potential partners and countries/RECs with identified needs	0.00	0.00	0.00	0.63	0.00	0.00	0.00	0.63	0.00	0.00	0.00	1.26	
		2.1.7.2		0.00	0.00	0.00	0.00	0.00	0.00	0.00	0.00	0.00	0.00	0.00	0.00	
		2.1.7.3	Development and signing of MoU/Pro-tocol for cooperation with a work programme	0.00	0.00	0.00	0.00	0.63	0.00	0.00	0.00	0.00	0.00	0.00	0.63	

Strategic Themes / Strategic Objectives / Initiatives	Outcomes	Activities		Estimated costs in USD million											
		Code	Description	2017	2018	2019	2020	2021	2022	2023	2024	2025	2026	Total	
2.1.7. Building strong partnerships with foundations, civil society, partners, users, etc., in the continent and outside the continent.	Actors and development partners are involved in African statistical development	2.1.7.4	Implementation of the work programme	0.00	2.30	2.30	2.30	2.30	2.30	2.30	2.30	2.30	2.30	2.30	20.70
		2.1.7.5	Monitoring and evaluation	0.00	0.05	0.05	0.05	0.05	0.05	0.05	0.05	0.05	0.05	0.05	0.45
		Total 2.1.7.	0.00	3.50	3.50	2.98	2.98	2.98	3.50	3.50	2.98	2.98	2.98	2.98	2.98
Strategic Objective 2.2: Define statistical priorities for the implementation of integration and development agendas				0.08	1.14	0.67	0.67	0.67	0.67	0.67	0.72	0.67	0.67	0.67	6.61
2.2.1. Identification of priority statistics by domain	10-year action plans in place	2.2.1.1	Identify priority statistics	0.08	0.01	0.01	0.00	0.00	0.00	0.00	0.00	0.00	0.00	0.00	0.09
		2.2.1.2	Preparation of work programme	0.00	0.35	0.10	0.10	0.10	0.10	0.10	0.10	0.10	0.10	0.10	1.15
		2.2.1.3	Implementation of work programme	0.00	0.00	0.17	0.17	0.17	0.17	0.17	0.17	0.17	0.17	0.17	1.33
		2.2.1.4	Monitoring and Evaluation	0.00	0.10	0.10	0.10	0.10	0.10	0.10	0.10	0.10	0.10	0.10	0.90
			Total 2.2.1.	0.08	0.46	0.37	0.37	0.37	0.37	0.37	0.37	0.37	0.37	0.37	0.37

Strategic Themes / Strategic Objectives / Initiatives	Outcomes	Activities		Estimated costs in USD million										
		Code	Description	2017	2018	2019	2020	2021	2022	2023	2024	2025	2026	Total
2.2.2. Selection and definition of statistical indicators	Statistical indicators, definitions, formulae and computational techniques are available	2.2.2.1	Definition of indicators and computational techniques	0.00	0.13	0.00	0.00	0.00	0.00	0.05	0.00	0.00	0.00	0.18
		2.2.2.2	Validation of indicators and computation techniques	0.00	0.37	0.20	0.20	0.20	0.20	0.20	0.20	0.20	0.20	1.97
		2.2.2.3	Publication and dissemination of indicators and computational techniques	0.00	0.18	0.10	0.10	0.10	0.10	0.10	0.10	0.10	0.10	0.98
		Total 2.2.2.		0.00	0.68	0.30	0.30	0.30	0.30	0.30	0.35	0.30	0.30	0.30
STRATEGIC THEME 3: Develop sustainable institutional capacities of the African statistical system				45.57	285.15	305.83	278.60	289.50	282.27	276.98	266.87	274.97	281.97	2587.70
Strategic Objective 3.1: Reform and enhance national statistical systems				5.60	108.19	106.95	93.68	93.98	90.59	80.43	77.26	77.26	79.08	813.04
3.1.1. Implementation of the African Charter on Statistics (ACS)	Instruments of ratification of the Charter are available Charter is integrated in the legal instruments of countries and RECs (Laws, NSDS, etc)	3.1.1.1	Continuation of advocacy for the ratification of the charter by countries	0.20	1.92	0.68	0.64	0.61	0.61	0.46	0.47	0.47	0.48	6.54
			3.1.1.2	Promotion and popularisation of the Charter	0.18	2.35	0.85	0.82	0.72	0.76	0.71	0.71	0.71	8.52
		3.1.1.3	Integration of the Charter into national and legal instruments	0.21	2.02	0.98	0.55	0.50	0.23	0.23	0.24	0.24	0.24	0.24

Strategic Themes / Strategic Objectives / Initiatives	Outcomes	Activities		Estimated costs in USD million										
		Code	Description	2017	2018	2019	2020	2021	2022	2023	2024	2025	2026	Total
3.1.1. Implementation of the African Charter on Statistics (ACS)	Instruments of ratification of the Charter are available Charter is integrated in the legal instruments of countries and RECs (Laws, NSDS, etc)	3.1.1.4	Implementation of the Charter	0.45	2.00	3.57	3.35	3.38	3.58	2.07	2.07	1.80	1.81	24.09
		3.1.1.5	Monitoring and Evaluation	0.43	0.56	2.10	2.06	2.07	2.07	0.56	0.53	0.53	0.53	11.45
		Total 3.1.1.		1.47	8.84	8.18	7.42	7.27	7.25	4.04	4.02	3.76	3.77	56.04
3.1.2. Updating the Charter to include emerging issues (Big data, data revolution, open data, etc.)	Updated Charter is adopted	3.1.2.1	Setting up of a committee to revise the Charter	0.00	0.20	0.00	0.00	0.00	0.20	0.00	0.00	0.00	0.20	0.60
		3.1.2.2	Revision of the Charter	0.00	0.10	0.00	0.00	0.00	0.10	0.00	0.00	0.00	0.10	0.30
		3.1.2.3	Validation and adoption of revised Charter	0.00	0.30	0.00	0.00	0.00	0.30	0.00	0.00	0.00	0.30	0.90
		3.1.2.4	Dissemination and promotion of the revised Charter	0.00	0.10	0.00	0.00	0.00	0.10	0.00	0.00	0.00	0.10	0.30
	Total 3.1.2.			0.00	0.70	0.00	0.00	0.00	0.70	0.00	0.00	0.70	2.10	

Strategic Themes / Strategic Objectives / Initiatives	Outcomes	Activities	Estimated costs in USD million													
			Code	Description	2017	2018	2019	2020	2021	2022	2023	2024	2025	2026	Total	
3.1.3. Development of a code of professional ethics for the African statistician and a system for the protection of the profession of the African statistician	A professional code of ethics for the African Statistician is available - A professional body of African Statisticians established - Statutes for African Statisticians developed and disseminated	3.1.3.1	Preparation of the processes involved in the development of the professional code of ethics and statutes	0.00	0.10	0.00	0.00	0.00	0.00	0.10	0.00	0.00	0.00	0.00	0.10	0.30
		3.1.3.2	Development of the code of ethics and statutes	0.00	0.10	0.00	0.00	0.00	0.00	0.10	0.00	0.00	0.00	0.10	0.00	0.30
		3.1.3.3	Validation and adoption of the code of ethics and statutes	0.00	0.50	0.00	0.00	0.00	0.00	0.50	0.00	0.00	0.00	0.00	0.50	1.50
		3.1.3.4	Validation and adoption of the code of ethics and statutes	0.00	0.10	0.00	0.00	0.00	0.00	0.00	0.00	0.00	0.00	0.00	0.00	0.10
		Total 3.1.3.	0.00	0.80	0.00	0.00	0.00	0.00	0.70	0.00	0.00	0.00	0.00	0.70	2.20	
3.1.4. Establishment of sustainable financing for statistical activities and pooling of resources	- African Statistical Fund established - National Statistical Funds established	3.1.4.1	Advocacy for the establishment of the different Funds(national and continental)	0.16	1.95	0.38	0.32	0.30	0.31	0.24	0.24	0.25	0.26	4.42		
		3.1.4.2	Creation of Funds	0.20	49.86	1.85	0.25	0.28	0.24	0.13	0.15	0.15	0.17	53.27		
		3.1.4.3	Mobilization of re-sources for the Funds	0.13	27.14	57.22	57.43	58.68	58.67	59.05	57.57	57.57	58.34	491.79		

Strategic Themes / Strategic Objectives / Initiatives	Outcomes	Activities		Estimated costs in USD million											
		Code	Description	2017	2018	2019	2020	2021	2022	2023	2024	2025	2026	Total	
3.1.4. Establishment of sustainable financing for statistical activities and pooling of resources	- African Statistical Fund established - National Statistical Funds established	3.1.4.4	Management of the Funds	0.11	0.26	0.52	0.90	0.90	0.93	0.86	0.88	0.89	0.91	7.15	
		3.1.4.5	Monitoring and evaluation of the management of the Funds	0.05	0.20	1.73	0.46	0.47	0.47	0.46	0.47	0.47	0.47	0.47	5.25
			Total 3.1.4.	0.65	79.41	61.71	59.36	60.63	60.62	60.73	59.31	59.32	60.15	561.89	
3.1.5. Organization of peer reviews	Peer review reports on the African statistical system (NSS, RECs, continental institutions, etc)	3.1.5.1	Development of guidelines for peer reviews	0.00	0.00	0.00	0.00	0.00	0.00	0.00	0.00	0.00	0.00	0.00	
		3.1.5.2	Development of annual calendars of peer reviews	0.00	0.00	0.00	0.00	0.00	0.00	0.00	0.00	0.00	0.00	0.00	
		3.1.5.3	Preparation and organization of peer review missions	0.00	0.00	0.00	0.00	0.00	0.00	0.00	0.00	0.00	0.00	0.00	
		3.1.5.4	Preparation and dissemination of peer review reports	0.00	0.00	0.00	0.00	0.00	0.00	0.00	0.00	0.00	0.00	0.00	
			Total 3.1.5.	0.00	0.00	0.00	0.00	0.00	0.00	0.00	0.00	0.00	0.00	0.00	

Strategic Themes / Strategic Objectives / Initiatives	Outcomes	Activities	Estimated costs in USD million											
			Code	Description	2017	2018	2019	2020	2021	2022	2023	2024	2025	2026
3.1.6. Creation and/or empowerment of NSO with managerial autonomy and professional independence	3.1.6.1	Advocacy for the implementation of the Charter	0.11	1.73	0.64	0.46	0.69	0.40	0.40	0.40	0.40	0.40	0.40	5.66
	3.1.6.2	Enhancement of the leadership skills of the Management of NSSS (Councils, Boards, NSO Management, etc)	0.28	2.51	4.05	2.48	2.41	2.00	2.38	0.65	1.03	0.65	0.65	18.44
	3.1.6.3	Provision of adequate resources for the management of NSS	0.56	8.44	11.19	7.14	6.62	6.56	5.00	4.95	4.91	4.87	4.87	60.23
	3.1.6.4	Promotion of good governance in the management of statistical resources (financial, human, material, etc)	0.11	1.58	1.78	1.77	1.19	1.10	0.35	0.44	0.35	0.35	0.35	9.01
	3.1.6.5	Implementation of the statutes of African Statisticians	0.44	0.86	3.83	2.84	1.66	1.01	1.01	1.01	1.01	1.01	1.01	14.66
		Total 3.1.6.	1.49	15.12	21.49	14.68	12.57	11.07	9.15	7.45	7.70	7.28	108.00	

Strategic Themes / Strategic Objectives / Initiatives	Outcomes	Activities		Estimated costs in USD million										
		Code	Description	2017	2018	2019	2020	2021	2022	2023	2024	2025	2026	Total
3.1.7. Establishment of governance structures to promote statistical production	Governance structures are set up and functioning (Statistical Councils, Boards, Committees, Associations, etc)	3.1.7.1	Establishment of governance structures	0.21	0.97	4.16	2.44	1.01	0.94	0.45	0.45	0.45	0.45	11.53
		3.1.7.2	Development of work programme	0.30	0.44	2.03	0.51	0.57	0.51	0.48	0.48	0.48	0.48	6.27
		3.1.7.3	Implementation of work programme	0.85	1.25	5.60	7.34	9.17	6.89	5.14	5.14	5.14	5.14	51.68
		3.1.7.4	Monitoring and Evaluation	0.62	0.66	3.79	1.93	2.76	1.91	0.44	0.41	0.41	0.41	13.32
			Total 3.1.7.	2.00	3.32	15.57	12.22	13.51	10.24	6.51	6.48	6.48	6.48	82.80
Strategic Objective 3.2: Reform and enhance regional and continental statistical systems				0.64	37.36	45.04	51.04	55.94	57.36	60.00	58.94	60.94	62.74	489.96
3.2.1. Creation of statistical functions in RECs that do not yet have them (e.g. CENSAD and IGAD)	Statistical entities of RECs are in place and functioning	3.2.1.1	Status assessment of RECs	0.32	0.96	0.00	0.00	0.00	0.00	0.00	0.00	0.00	0.00	1.28
		3.2.1.2	Development of work programme	0.32	0.96	0.00	0.00	0.00	0.32	0.96	0.00	0.00	0.00	2.56
		3.2.1.3	Implementation of work programme	0.00	18.54	18.54	18.54	18.54	18.54	18.54	18.54	18.54	18.54	166.82

Strategic Themes / Strategic Objectives / Initiatives	Outcomes	Activities		Estimated costs in USD million											
		Code	Description	2017	2018	2019	2020	2021	2022	2023	2024	2025	2026	Total	
		3.2.1.4	Monitoring and Evaluation	0.00	0.40	0.50	1.50	0.40	0.50	1.50	0.40	0.40	1.20	6.80	
			Total 3.2.1.	0.64	20.86	19.04	20.04	18.94	19.36	21.00	18.94	18.94	19.74	177.46	
		3.2.2.1	Signing of the Host Country agreement between AU and Tunisia	0.00	0.00	0.00	0.00	0.00	0.00	0.00	0.00	0.00	0.00	0.00	
		3.2.2.2	Development and adoption of operational documents of the institute (statutes including the organogram, staffing, etc)	0.00	0.00	0.00	0.00	0.00	0.00	0.00	0.00	0.00	0.00	0.00	
3.2.2. Operationalization of the Statistical Institute of the African Union		3.2.2.3	Recruitment of staff	0.00	5.00	10.00	15.00	20.00	21.00	21.00	22.00	23.00	24.00	161.00	
		3.2.2.4	Development of the 10-year work programme	0.00	0.50	0.00	0.00	0.00	0.00	0.00	0.00	0.00	0.00	0.50	
		3.2.2.5	Implementation the work programme	0.00	10.00	15.00	15.00	16.00	16.00	17.00	17.00	18.00	18.00	142.00	
		3.2.2.6	Monitoring and Evaluation	0.00	1.00	1.00	1.00	1.00	1.00	1.00	1.00	1.00	1.00	9.00	

Strategic Themes / Strategic Objectives / Initiatives	Outcomes	Activities		Estimated costs in USD million										
		Code	Description	2017	2018	2019	2020	2021	2022	2023	2024	2025	2026	Total
3.2.2. Operationalization of the Statistical Institute of the African Union	AU Institute for statistics is functioning		Total 3.2.2.	0.00	16.50	26.00	31.00	37.00	38.00	39.00	40.00	42.00	43.00	312.50
		Strategic Objective 3.3: Develop sustainable statistical capacities			32.19	118.96	133.35	118.51	121.66	120.56	122.18	118.06	122.61	124.54
3.3.1. Creation of training centers in NSOs or strengthening of existing centers	Statistical training centres are created Capacities of existing statistical training centres are strengthened	3.3.1.1	Assessment of training needs of NSSs	1.95	3.11	3.17	2.06	1.83	1.88	1.85	1.78	2.04	2.40	22.06
		3.3.1.2	Development of training programmes and modules	2.09	27.86	30.08	26.01	29.64	25.39	30.08	25.77	30.12	30.59	257.64
		3.3.1.3	Creation or strengthening of existing training centres	3.62	6.67	9.78	7.92	9.48	6.93	4.84	4.94	4.68	5.47	64.34
		3.3.1.4	Implementation to the work programme	10.10	12.21	10.61	10.45	8.79	14.94	14.95	15.07	15.17	15.17	127.47
		3.3.1.5	Monitoring and Evaluation	2.13	2.56	2.58	2.29	2.27	2.28	2.32	2.39	2.33	2.49	23.64
			Total 3.3.1.	19.89	52.41	56.22	48.73	52.01	51.43	54.05	49.95	54.35	56.13	495.16

Strategic Themes / Strategic Objectives / Initiatives	Outcomes	Activities		Estimated costs in USD million												
		Code	Description	2017	2018	2019	2020	2021	2022	2023	2024	2025	2026	Total		
3.3.2. Strengthening the capacity of schools and centers for statistical and demographic training	Statistical and demographic training centres become centres of excellence for statistical training	3.3.2.1	Assessment of capacity building needs of NSSs	0.00	0.50	0.50	0.00	0.00	0.00	0.00	0.00	0.00	0.00	0.00	1.00	
		3.3.2.2	Development of capacity building programmes and modules	0.00	0.00	2.00	0.00	0.00	0.00	0.00	0.00	0.00	0.00	0.00	0.00	2.00
		3.3.2.3	Implementation of capacity building work programmes	0.00	1.00	1.00	1.00	1.00	1.00	1.00	1.00	1.00	1.00	1.00	1.00	9.00
		3.3.2.4	Monitoring and Evaluation	0.00	0.20	0.20	0.20	0.20	0.20	0.20	0.20	0.20	0.20	0.20	0.20	1.80
			Total 3.3.2.	0.00	1.70	3.70	1.20	1.20	1.20	1.20	1.20	1.20	1.20	1.20	13.80	
3.3.3. Participation in international statistical training programs	Statisticians are trained in international statistical programmes	3.3.3.1	Assessment of international training needs	1.65	2.13	1.57	1.57	1.56	1.62	1.59	1.63	1.65	1.54	1.65	16.50	
		3.3.3.2	Development of 10-year international training programme	2.69	52.22	52.32	51.80	51.74	51.75	51.58	51.54	51.72	51.80	469.16		
		3.3.3.3	Implementation of the training programme	6.05	7.40	16.19	11.54	11.50	10.95	11.04	10.98	11.02	11.10	107.75		
		3.3.3.4	Monitoring and Evaluation	1.92	2.34	2.19	2.20	2.20	2.15	2.26	2.29	2.21	2.29	22.04		

Strategic Themes / Strategic Objectives / Initiatives	Outcomes	Activities		Estimated costs in USD million											
		Code	Description	2017	2018	2019	2020	2021	2022	2023	2024	2025	2026	Total	
3.3.3. Participation in international statistical training programs	Statisticians are trained in international statistical programmes		Total 3.3.3.	12.30	64.09	72.26	67.11	66.98	66.47	66.47	66.44	66.59	66.74	615.44	
		3.3.4.1	Establishment of a database of young African statisticians	0.00	0.05	0.05	0.05	0.05	0.05	0.05	0.05	0.05	0.05	0.05	0.45
3.3.4. Capacity building for young African statisticians (coaching)	Young African Statisticians are better initiated to professional practice and are well coached	3.3.4.2	Assessment of training or coaching needs of young African statisticians	0.00	0.05	0.05	0.05	0.05	0.05	0.05	0.05	0.05	0.05	0.45	
		3.3.4.3	Development of a training /coaching plan	0.00	0.01	0.01	0.01	0.01	0.01	0.01	0.01	0.01	0.01	0.09	
		3.3.4.4	Implementation of training/coaching plan	0.00	0.01	0.01	0.01	0.01	0.01	0.01	0.01	0.01	0.01	0.01	0.09
		3.3.4.5	Monitoring and evaluation	0.00	0.20	0.20	0.20	0.20	0.20	0.20	0.20	0.20	0.20	0.20	1.80
			Total 3.3.4.	0.00	0.32	0.32	0.32	0.32	0.32	0.32	0.32	0.32	0.32	0.32	0.32

Strategic Themes / Strategic Objectives / Initiatives	Outcomes	Activities	Estimated costs in USD million													
			Code	Description	2017	2018	2019	2020	2021	2022	2023	2024	2025	2026	Total	
3.3.5. Operationalization of the Pan-African Statistical Training Centre	Specialized postgraduate training programmes. continuing training programmes and training programmes for non-statisticians are put in place	3.3.5.1	Signing of the Host Country agreement between AU and Cote d'Ivoire	0.00	0.00	0.00	0.00	0.00	0.00	0.00	0.00	0.00	0.00	0.00	0.00	
		3.3.5.2	Development and adoption of operational documents of the institute (statutes including the organogram, staffing, etc)	0.00	0.00	0.00	0.00	0.00	0.00	0.00	0.00	0.00	0.00	0.00	0.00	0.00
		3.3.5.3	Recruitment of staff	0.00	0.00	0.00	0.00	0.00	0.00	0.00	0.00	0.00	0.00	0.00	0.00	0.00
		3.3.5.4	Development of the 10-year work programme	0.00	0.30	0.70	0.00	0.00	0.00	0.00	0.00	0.00	0.00	0.00	0.00	1.00
		3.3.5.5	Implementation the work programme	0.00	0.00	0.00	1.00	1.00	1.00	1.00	1.00	0.00	0.00	0.00	0.00	3.00
		3.3.5.6	Monitoring and Evaluation	0.00	0.15	0.15	0.15	0.15	0.15	0.15	0.15	0.15	0.15	0.15	0.15	1.35
		Total 3.3.5.	0.00	0.45	0.85	1.15	1.15	1.15	1.15	1.15	1.15	1.15	1.15	1.15	5.35	
Strategic Objective 3.4: Establish an effective technological environment																
				7.13	20.64	20.49	15.37	17.92	13.76	14.36	12.61	14.16	15.61	152.07		

Strategic Themes / Strategic Objectives / Initiatives	Outcomes	Activities		Estimated costs in USD million										
		Code	Description	2017	2018	2019	2020	2021	2022	2023	2024	2025	2026	Total
3.4.1. Development of an integrated information system with links at national, regional and continental levels	Actors of ASS have credible and integrated sub-systems	3.4.1.1	Assessment of the existing system	1.64	1.21	2.58	0.27	1.77	0.27	1.78	0.28	1.79	1.79	13.41
		3.4.1.2	Development of the work programme for the integration of the information system at all levels	1.88	1.70	0.70	0.34	1.70	0.20	0.22	0.22	0.54	2.04	9.56
		3.4.1.3	Implementation of workprogramme	1.97	15.36	13.94	12.16	11.96	10.91	9.95	9.75	9.41	9.41	104.84
		3.4.1.4	Monitoring and Evaluation	1.64	2.37	3.26	2.59	2.48	2.38	2.40	2.35	2.41	2.36	24.25
Total 3.4.1.				7.13	20.64	20.49	15.37	17.92	13.76	14.36	12.61	14.16	15.61	152.07
STRATEGIC THEME 4: Promote a culture of quality policy and decision-making				11.41	40.27	38.93	36.23	34.35	26.86	25.98	24.81	25.00	27.29	291.12
Strategic Objective 4.1: Drive evidence-based decisions through the increased use of statistics				4.87	29.32	22.75	21.54	21.50	12.88	11.73	12.17	11.88	12.75	161.39
4.1.1. Dialogue between ASS and decision-makers and legislators so that their speeches are based on statistics	Statistics are used in speeches, interventions and decision-making	4.1.1.1	Assessment of the utilization of statistics by the different actors	0.38	2.68	0.36	0.36	0.35	0.76	0.33	0.35	0.37	0.40	6.34

Strategic Themes / Strategic Objectives / Initiatives	Outcomes	Activities		Estimated costs in USD million										
		Code	Description	2017	2018	2019	2020	2021	2022	2023	2024	2025	2026	Total
4.1.1. Dialogue between ASS and decision-makers and legislators so that their speeches are based on statistics	Statistics are used in speeches, interventions and decision-making	4.1.1.2	Development of work programme for promoting dialogue among decision-makers and legislators on the use of statistics	0.31	2.55	0.74	0.53	0.56	0.59	0.64	0.71	0.80	0.92	8.34
		4.1.1.3	Implementation of work programme	0.38	2.04	3.57	3.61	3.63	2.08	2.13	2.20	1.79	1.91	23.34
		4.1.1.4	Monitoring and Evaluation	0.47	2.44	2.21	2.47	2.16	0.87	0.67	0.90	0.68	0.98	13.84
			Total 4.1.1.	1.53	9.70	6.87	6.97	6.70	4.30	3.77	4.15	3.65	4.22	51.86
4.1.2. Advocacy for the use of statistics	Advocacy strategy, annual reports on dialogue with governments, civil society and private sector are available	4.1.2.1	Assessment of the utilization of statistics by the different actors	0.35	1.56	0.93	0.34	0.34	1.00	0.31	0.32	0.33	0.36	5.84
		4.1.2.2	Development of work programme for promoting dialogue among governments, parliament, civil society and the private sector	0.22	2.94	1.31	0.52	0.52	0.54	0.57	0.61	0.66	0.73	8.63
		4.1.2.3	Implementation of work programme	0.53	2.54	4.09	4.24	3.92	2.39	2.45	2.52	2.60	2.60	27.88

Strategic Themes / Strategic Objectives / Initiatives	Outcomes	Activities		Estimated costs in USD million										
		Code	Description	2017	2018	2019	2020	2021	2022	2023	2024	2025	2026	Total
4.1.2. Advocacy for the use of statistics	Advocacy strategy, annual reports on dialogue with governments, civil society and private sector are available	4.1.2.4	Monitoring and Evaluation	0.27	2.64	2.69	2.55	2.55	1.01	1.04	1.03	1.04	1.09	15.90
			Total 4.1.2.	1.38	9.68	9.03	7.65	7.32	4.94	4.37	4.48	4.64	4.78	58.26
4.1.3. Integration of statistics into national and regional development plans	NSDS and RSDS are integrated as strategic themes in National and Regional Development Plans	4.1.3.1	Status of the integration of statistics into national and regional development plans	0.36	2.38	0.20	0.20	0.20	0.20	0.20	0.20	0.20	0.20	4.42
		4.1.3.2	Development of work programme on the integration of statistics into national and regional development plans	0.39	4.13	1.72	0.22	0.27	0.22	0.22	0.22	0.22	0.22	7.83
		4.1.3.3	Implementation of work programme	0.29	2.37	2.34	3.87	4.06	2.12	2.02	2.02	2.02	2.02	23.14
		4.1.3.4	Monitoring and Evaluation	0.93	1.06	2.59	2.62	2.90	1.10	1.14	1.09	1.14	1.32	15.88
			Total 4.1.3.	1.96	9.93	6.86	6.91	7.49	3.64	3.59	3.54	3.59	3.76	51.27

Strategic Themes / Strategic Objectives / Initiatives	Outcomes	Activities		Estimated costs in USD million												
		Code	Description	2017	2018	2019	2020	2021	2022	2023	2024	2025	2026	Total		
Strategic Objective 4.2: Improve the communication of statistical information			Strategic Objective 4.2: Improve the communication of statistical information	6.54	10.95	16.18	14.69	12.85	13.98	14.25	12.64	13.12	14.54	129.73		
				4.2.1.1	Assessment of existing communication strategy	0.53	1.47	0.99	0.54	0.61	0.68	0.79	0.90	1.03	1.20	8.73
				4.2.1.2	Development of dissemination plan, strategies and guidelines on dissemination of statistical information	2.22	1.23	1.93	0.67	0.61	0.73	1.79	0.90	1.03	1.20	12.29
				4.2.1.3	Implementation of the strategy/path	1.92	3.50	8.31	7.37	5.75	6.56	6.70	5.79	5.92	5.95	57.77
				4.2.1.4	Monitoring and Evaluation	0.37	0.64	1.51	2.78	1.79	2.65	1.58	1.62	1.62	2.61	17.17
				Total 4.2.1.		5.03	6.84	12.74	11.37	8.76	10.62	10.85	9.20	9.61	10.95	95.97
				4.2.2.1	Assessment of existing communication strategy	0.33	0.76	1.06	0.33	0.35	0.37	0.44	0.43	0.46	0.51	5.03
				4.2.2.2	Development of dissemination plan, strategies and guidelines on dissemination of statistical information	0.31	0.97	0.65	0.33	1.81	0.37	0.34	0.40	0.39	0.42	6.00
				4.2.2.	Approved plans and communication plans for SHaSA 2. NSDS and RSDS are in place											
				4.2.2. Development of a national, regional and continental communication plan												

Strategic Themes / Strategic Objectives / Initiatives	Outcomes	Activities		Estimated costs in USD million										
		Code	Description	2017	2018	2019	2020	2021	2022	2023	2024	2025	2026	Total
4.2.2. Development of a national, regional and continental communication plan	Approved plans and communication plans for SHaSA	4.2.2.3	Implementation of of the strategy/plan	0.63	2.05	1.22	1.35	1.38	1.30	1.25	1.29	1.31	1.32	13.09
		4.2.2.4	Monitoring and Evaluation	0.24	0.34	0.51	1.32	0.56	1.32	1.36	1.32	1.35	1.34	9.65
		Total 4.2.2.	1.50	4.11	3.44	3.32	4.09	3.35	3.40	3.44	3.51	3.59	33.77	
5. Coordination of SHaSA 2				0.70	1.66	1.73	1.81	1.58	1.58	1.68	1.59	1.59	1.60	15.52
			5.1.1		0.00	0.16	0.23	0.16	0.15	0.15	0.15	0.15	0.15	1.44
			5.1.2		0.00	0.00	0.00	0.15	0.00	0.00	0.00	0.00	0.00	0.15
			5.1.3		0.00	0.00	0.00	0.00	0.03	0.03	0.04	0.04	0.05	0.23
5.1. National														
			5.1.4		0.00	0.00	0.00	0.00	0.00	0.00	0.00	0.00	0.00	0.00
			5.1.5		0.00	0.00	0.00	0.00	0.00	0.00	0.00	0.00	0.00	0.00
				0.00	0.16	0.23	0.31	0.18	0.18	0.18	0.19	0.19	0.20	1.82

Strategic Themes / Strategic Objectives / Initiatives	Outcomes	Activities		Estimated costs in USD million											
		Code	Description	2017	2018	2019	2020	2021	2022	2023	2024	2025	2026	Total	
5.2. Regional		5.2.1		0.00	0.40	0.40	0.40	0.40	0.40	0.40	0.40	0.40	0.40	0.40	3.60
		5.2.2		0.00	0.00	0.00	0.00	0.00	0.00	0.00	0.00	0.00	0.00	0.00	0.00
		5.2.3		0.00	0.00	0.00	0.00	0.00	0.00	0.00	0.00	0.00	0.00	0.00	0.00
		5.2.4		0.00	0.00	0.00	0.00	0.00	0.00	0.00	0.00	0.00	0.00	0.00	0.00
		5.2.5		0.00	0.00	0.00	0.00	0.00	0.00	0.00	0.00	0.00	0.00	0.00	0.00
			Total 5.2.	0.00	0.40	0.40	0.40	0.40	0.40	0.40	0.40	0.40	0.40	0.40	3.60
5.3. Continental		5.3.1		0.00	0.00	0.00	0.00	0.00	0.00	0.00	0.00	0.00	0.00	0.00	0.00
		5.3.2	Directory of African experts by statistical domain	0.00	0.10	0.10	0.10	0.00	0.00	0.00	0.10	0.00	0.00	0.00	0.40
		5.3.3		0.70	1.00	1.00	1.00	1.00	1.00	1.00	1.00	1.00	1.00	1.00	9.70
		5.3.4		0.00	0.00	0.00	0.00	0.00	0.00	0.00	0.00	0.00	0.00	0.00	0.00
		5.3.5		0.00	0.00	0.00	0.00	0.00	0.00	0.00	0.00	0.00	0.00	0.00	0.00
			Total 5.3.	0.70	1.10	1.10	1.10	1.10	1.00	1.10	1.10	1.00	1.00	10.10	

Strategic Themes / Strategic Objectives / Initiatives	Outcomes	Activities		Estimated costs in USD million										
		Code	Description	2017	2018	2019	2020	2021	2022	2023	2024	2025	2026	Total
6. Monitoring and Evaluation				0.00	2.48	2.65	2.61	2.62	2.63	2.64	2.65	2.66	2.67	23.60
		6.1.1		0.00	0.00	0.11	0.12	0.12	0.13	0.14	0.14	0.15	0.16	1.07
		6.1.2		0.00	0.00	0.05	0.00	0.00	0.00	0.00	0.00	0.00	0.00	0.05
		6.1.3		0.00	0.00	0.00	0.02	0.02	0.02	0.02	0.02	0.03	0.03	0.15
		6.1.4		0.00	0.00	0.00	0.00	0.00	0.00	0.00	0.00	0.00	0.00	0.00
		6.1.5		0.00	0.00	0.00	0.00	0.00	0.00	0.00	0.00	0.00	0.00	0.00
			Total 6.1.	0.00	0.00	0.17	0.13	0.14	0.15	0.16	0.17	0.18	0.19	1.28
6.2. Regional		6.2.1		0.00	0.48	0.48	0.48	0.48	0.48	0.48	0.48	0.48	0.48	4.32
		6.2.2		0.00	0.00	0.00	0.00	0.00	0.00	0.00	0.00	0.00	0.00	0.00
		6.2.3		0.00	0.00	0.00	0.00	0.00	0.00	0.00	0.00	0.00	0.00	0.00
		6.2.4		0.00	0.00	0.00	0.00	0.00	0.00	0.00	0.00	0.00	0.00	0.00
		6.2.5		0.00	0.00	0.00	0.00	0.00	0.00	0.00	0.00	0.00	0.00	0.00
				Total 6.2.	0.00	0.48	0.48	0.48	0.48	0.48	0.48	0.48	0.48	0.48

Strategic Themes / Strategic Objectives / Initiatives	Outcomes	Activities		Estimated costs in USD million											
		Code	Description	2017	2018	2019	2020	2021	2022	2023	2024	2025	2026	Total	
6.3. Continental		6.3.1		0.00	2.00	2.00	2.00	2.00	2.00	2.00	2.00	2.00	2.00	2.00	18.00
		6.3.2		0.00	0.00	0.00	0.00	0.00	0.00	0.00	0.00	0.00	0.00	0.00	0.00
		6.3.3		0.00	0.00	0.00	0.00	0.00	0.00	0.00	0.00	0.00	0.00	0.00	0.00
		6.3.4		0.00	0.00	0.00	0.00	0.00	0.00	0.00	0.00	0.00	0.00	0.00	0.00
		6.3.5		0.00	0.00	0.00	0.00	0.00	0.00	0.00	0.00	0.00	0.00	0.00	0.00
			Total 6.3	0.00	2.00	2.00	2.00	2.00	2.00	2.00	2.00	2.00	2.00	2.00	18.00
Total				1177.44	1649.37	1521.62	1222.01	1078.09	1211.62	920.91	777.34	741.75	789.58	11089.72	

Annex 2. Questionnaire for the collection of information from countries, regional economic communities and pan-African institutions

Strategic Themes / Strategic Objectives / Initiatives	Outcomes	Activities		Unit	Unit cost (USD 1000)	2017	2018	2019	2020	2021	2022	2023	2024	2025	2026	Total	
		Code	Description														
STRATEGIC THEME 1: Produce quality statistics for Africa																	
Strategic Objective 1.1: Extend the basis of statistical information																	
1.1.1. Regular organization of Population and Housing censuses (GPHC)	Statistical information on population	1.1.1.1	Pre-enumeration														
		1.1.1.2	Enumeration														
		1.1.1.3	Post-enumeration														
			Total 1.1.1.														
1.1.2. Regular organization of household surveys	Statistical information on population Update of GPHC results	1.1.2.1	Survey preparation														
		1.1.2.2	Data collection														
		1.1.2.3	Data processing, analysis, and dissemination														
			Total 1.1.2.														
1.1.3.a. Regular organization of agricultural censuses agrocles	Agricultural and rural statistics	1.1.3.a.1	Pre-enumeration														
		1.1.3.a.2	Enumeration														
		1.1.3.a.3	Post-enumeration														
			Total 1.1.3.a.														
1.1.3.b. Regular organization of annual agricultural surveys	Agricultural and rural statistics	1.1.3.b.1	Survey preparation														
		1.1.3.b.2	Data collection														
		1.1.3.b.3	Data processing, analysis, and dissemination														
			Total 1.1.3.b.														

Strategic Themes / Strategic Objectives / Initiatives	Outcomes	Activities		Unit	Unit cost (USD 1000)	2017	2018	2019	2020	2021	2022	2023	2024	2025	2026	Total		
		Code	Description															
1.1.4.a. Regular organization of economic censuses	Economic Statistics	1.1.4.a.1	Pre-enumeration															
		1.1.4.a.2	Enumeration															
		1.1.4.a.3	Post-enumeration															
			Total 1.1.4.a															
1.1.4.b. Regular organization of economic surveys	Economic Statistics	1.1.4.b.1	Survey preparation															
		1.1.4.b.2	Data collection															
		1.1.4.b.3	Data processing, analysis, and dissemination															
			Total 1.1.4.b.															
1.1.5 Surveys on informal sector	Statistical information on informal sector	1.1.5.1	Survey preparation															
		1.1.5.2	Data collection															
		1.1.5.3	Data processing, analysis, and dissemination															
			Total 1.1.5.															
1.1.6. Organization of regular data collection on governance, peace and security (surveys and administrative sources)	Statistical information on : - peace - security - governance	1.1.6.1	Survey preparation / administrative data collection															
		1.1.6.2	Data collection															
		1.1.6.3	Data processing, analysis, and dissemination															
			Total 1.1.6.															

Strategic Themes / Strategic Objectives / Initiatives	Outcomes	Activities		Unit	Unit cost (USD '000)	2017	2018	2019	2020	2021	2022	2023	2024	2025	2026	Total	
		Code	Description														
1.1.7. Development and organization of the collection of socio-economic information from administrative sources	The quality and coverage of data sources have improved. The costs of data collection have improved. Statistical information on economic convergence criteria. Trade register. Business register.	1.1.7.1	Preparation of administrative data collection and processing tools														
		1.1.7.2	Data collection														
		1.1.7.3	Data processing, analysis, and dissemination														
		Total 1.1.7.															
1.1.8. Improvement of civil registration and vital statistics systems	- CRVS in place - Vital statistics produced	1.1.8.1	Status assessment														
		1.1.8.2	Development of strategic plan														
		1.1.8.3	Implementation of the plan														
		1.1.8.4	Monitoring and Evaluation														
Total 1.1.8																	
Strategic Objective 1.2: Transform existing statistics for comparability																	
1.2.1. Adoption of repro-cessing and adjustment methodologies	Technical manuals on repro-cessing and adjustment methodologies are available by statisti-cal domains	1.2.1.1	Assessment of existing manuals on different statistical domains														
		1.2.1.2	Development of opera-tional guidelines on manu-als on repro-cessing and adjustment methodologies														

Strategic Themes / Strategic Objectives / Initiatives	Outcomes	Activities		Unit	Unit cost (USD 1000)	2017	2018	2019	2020	2021	2022	2023	2024	2025	2026	Total	
		Code	Description														
1.2.1. Adoption of reprocessing and adjustment methodologies	Technical manuals on reprocessing and adjustment methodologies are available by statistical domains	1.2.1.3	Development of manuals on reprocessing and adjustment methodologies														
			Total 1.2.1														
		1.2.2.1	Consolidation of data														
		1.2.2.2	Processing, analysis of data in accordance with the manuals														
		1.2.2.3	Publication of data in accordance with the manuals														
			Total 1.2.2.														
Strategic Objective 1.3: Harmonize the standards and methods of statistical production																	
1.3.1. Operationalization of Specialized Technical Groups (STG)	Work programmes of STGs are available	1.3.1.1	Assessment of the performance of STGs														
		1.3.1.2	Development of work programmes for STGs														
		1.3.1.3	Implementation of the work programmes														
			Total 1.3.1.														

Strategic Themes / Strategic Objectives / Initiatives	Outcomes	Activities		Unit	Unit cost (USD 1000)	2017	2018	2019	2020	2021	2022	2023	2024	2025	2026	Total		
		Code	Description															
1.3.2. Implementation of Standards and Methods Adopted by the STGs	Manuals on common standards and methods are available and used	1.3.2.1	Training and dissemination of adopted manuals on standards and methods															
		1.3.2.2	Production of statistics using new manuals as reference															
		1.3.2.3	Publication of harmonized statistics															
		Total 1.3.2.																
		1.3.3.1	Development of quality assurance kit															
1.3.3. Development of a quality assurance framework [quality kit] and consistency of national data between sectors	Validated quality and certified data are available	1.3.3.2	Implementation of quality data kit															
		Total 1.3.3.																
STRATEGIC THEME 2: Coordinate the production of quality statistics for Africa																		
Strategic Objective 2.1: Establish effective coordination and collaboration mechanisms																		
2.1.1. Development of a protocol defining the roles and responsibilities of ASS actors in the implementation of ShaSA 2	Strategy or protocol developed and implemented	2.1.1.1	Preparation of the processes involved in the development of the Protocol															
		2.1.1.2	Development of Protocol															

Strategic Themes / Strategic Objectives / Initiatives	Outcomes	Activities		Unit	Unit cost (USD 1000)	2017	2018	2019	2020	2021	2022	2023	2024	2025	2026	Total		
		Code	Description															
2.1.1. Development of a protocol defining the roles and responsibilities of ASS actors in the implementation of SHaSA 2	Strategy or protocol developed and implemented	2.1.1.3	Validation and adoption of Protocol															
		2.1.1.4	Signing of Protocol															
		Total 2.1.1.																
		2.1.2.1	Revision of terms of reference of ASCC															
2.1.2. Strengthening the activities of the African Statistical Coordination Committee (ASCC)	Annual common programmes of ASCC activities are available Calendar of meetings and events are agreed	2.1.2.2	Preparation of work programme															
		2.1.2.3	Implementation of work programme															
		2.1.2.4	Monitoring and evaluation															
		Total 2.1.2.																
2.1.3. Strengthening coordination at the regional level	RSDS aligned with SHaSA 2 are available Regional coordination meetings on RSDS held	2.1.3.1	Revision of RSDS in line with SHaSA 2															
		2.1.3.2	development of RSDS in line with SHaSA 2															
		2.1.3.3	Implementation of RSDS															
		2.1.3.4	Monitoring and Evaluation															
Total 2.1.3.																		
2.1.4. Development and implementation of NS-DSs linked to SHaSA 2	NSDS aligned with SHaSA 2 are available Reports on the implementation of NSDS are available	2.1.4.1	Preparation for the revision of the NSDS in line with SHaSA 2															
		2.1.4.2	Development of NSDS in line with SHaSA 2															

Strategic Themes / Strategic Objectives / Initiatives	Outcomes	Activities		Unit	Unit cost (USD 1000)	2017	2018	2019	2020	2021	2022	2023	2024	2025	2026	Total	
		Code	Description														
2.1.4. Development and implementation of NS-DSs linked to SHaSA 2	NSDS aligned with SHaSA 2 are available Reports on the implementation of NSDS are available	2.1.4.3	Validation and adoption of the revised NSDS linked to SHaSA 2														
		2.1.4.4	Implementation of NSDS linked to SHaSA 2														
		2.1.4.5	Monitoring and Evaluation														
			Total 2.1.4.														
2.1.5. Appointment of SHaSA 2 National, Regional and Continental Coordinators	Institutional framework of SHaSA 2 is operationalised	2.1.5.1	Request Ministers in charge of statistics in countries, regional and continental institutions to appoint SHaSA 2 coordinators														
		2.1.5.2	Appointment of coordinators														
		2.1.5.3	Submission of letter of appointment to AUC														
			Total 2.1.5.														
2.1.6. Strengthening South-South Cooperation	Statistical capacity in the different statistical domains under south-south cooperation are improved	2.1.6.1	Statistical capacity assessment of countries and RECs														
		2.1.6.2	Organisation of study tours for countries and RECs with identified needs														

Strategic Themes / Strategic Objectives / Initiatives	Outcomes	Activities		Unit	Unit cost (USD 1000)	2017	2018	2019	2020	2021	2022	2023	2024	2025	2026	Total			
		Code	Description																
2.1.6. Strengthening South-South Cooperation	Statistical capacity in the different statistical domains under south-south cooperation are improved	2.1.6.3	Development and signing of MoU/Protocol for cooperation with a work plan																
		2.1.6.4	Implementation of the work programme																
		2.1.6.5	Monitoring and evaluation																
		Total 2.1.6.																	
		2.1.7.1	Statistical capacity assessment of countries and RECs (strengths and weaknesses)																
2.1.7. Building strong partnerships with foundations, civil society, partners, users, etc.. in the continent and outside the continent.	Actors and development partners are involved in African statistical development	2.1.7.2	Organization of exchanges between potential partners and countries/RECs with identified needs																
		2.1.7.3	Development and signing of MoU/Protocol for cooperation with a work programme																
		2.1.7.4	Implementation of the work programme																
		2.1.7.5	Monitoring and evaluation																
		Total 2.1.7.																	
Strategic Objective 2.2: Define statistical priorities for the implementation of integration and development agendas																			

Strategic Themes / Strategic Objectives / Initiatives	Outcomes	Activities		Unit	Unit cost (USD 1000)	2017	2018	2019	2020	2021	2022	2023	2024	2025	2026	Total	
		Code	Description														
2.2.1. Identification of priority statistics by domain	10-year action plans in place	2.2.1.1	Identify priority statistics														
		2.2.1.2	Preparation of work programme														
		2.2.1.3	Implementation of work programme														
		2.2.1.4	Monitoring and Evaluation														
			Total 2.2.1.														
2.2.2. Selection and definition of statistical indicators	Statistical indicators, definitions, formulae and computational techniques are available	2.2.2.1	Definition of indicators and computational techniques														
		2.2.2.2	Validation of indicators and computation techniques														
		2.2.2.3	Publication and dissemination of indicators and computational techniques														
			Total 2.2.2.														
STRATEGIC THEME 3: Developing the sustainable institutional capacities of the African statistical system																	
Strategic Objective 3.1: Reform and strengthen national statistical systems																	
3.1.1. Implementation of the African Charter on Statistics (ACS)	Instruments of ratification of the Charter are available Charter is integrated in the legal instruments of countries and RECS (Laws, NSDS, etc)	3.1.1.1	Continuation of advocacy for the ratification of the charter by countries														
		3.1.1.2	Promotion and popularisation of the Charter														

Strategic Themes / Strategic Objectives / Initiatives	Outcomes	Activities		Unit	Unit cost (USD 1000)	2017	2018	2019	2020	2021	2022	2023	2024	2025	2026	Total					
		Code	Description																		
3.1.1. Implementation of the African Charter on Statistics (ACS)	Instruments of ratification of the Charter are available Charter is integrated in the legal instruments of countries and RECs (Laws, NSDS. etc)	3.1.1.3	Integration of the Charter into national and legal instruments																		
		3.1.1.4	Implementation of the Charter																		
		3.1.1.5	Monitoring and Evaluation																		
			Total 3.1.1.																		
		3.1.2. Updating the Charter to include emerging issues (Big data, data revolution, open data, etc.)	Updated Charter is adopted	3.1.2.1	Setting up of a committee to revise the Charter																
				3.1.2.2	Revision of the Charter																
				3.1.2.3	Validation and adoption of revised Charter																
				3.1.2.4	Dissemination and promotion of the revised Charter																
					Total 3.1.2.																
				3.1.3. Development of a code of professional ethics for the African statistician and a system for the protection of the profession of the African statistician	A professional code of ethics for the African Statistician is available - A professional body of African Statisticians established - Statutes for African Statisticians developed and disseminated	3.1.3.1	Preparation of the processes involved in the development of the professional code of ethics and statutes														
3.1.3.2	Development of the code of ethics and statutes																				

Strategic Themes / Strategic Objectives / Initiatives	Outcomes	Activities		Unit	Unit cost (USD 1000)	2017	2018	2019	2020	2021	2022	2023	2024	2025	2026	Total		
		Code	Description															
3.1.3. Development of a code of professional ethics for the African statistician and a system for the protection of the profession of the African statistician	A professional code of ethics for the African Statistician is available - A professional body of African Statisticians established - Statutes for African Statisticians developed and disseminated	3.1.3.3	Validation and adoption of the code of ethics and statutes															
		3.1.3.4	Validation and adoption of the code of ethics and statutes															
			Total 3.1.3.															
3.1.4. Establishment of sustainable financing for statistical activities and pooling of resources	- African Statistical Fund established - National Statistical Funds established	3.1.4.1	Advocacy for the establishment of the different Funds (national and continental)															
		3.1.4.2	Creation of Funds															
		3.1.4.3	Mobilization of resources for the Funds															
		3.1.4.4	Management of the Funds															
		3.1.4.5	Monitoring and evaluation of the management of the Funds															
		Total 3.1.4.																
3.1.5. Organization of peer reviews	Peer review reports on the African statistical system (NSS, RECs, continental institutions, etc)	3.1.5.1	Development of guidelines for peer reviews															
		3.1.5.2	Development of annual calendars of peer reviews															

Strategic Themes / Strategic Objectives / Initiatives	Outcomes	Activities		Unit	Unit cost (USD '000)	2017	2018	2019	2020	2021	2022	2023	2024	2025	2026	Total		
		Code	Description															
3.1.5. Organization of peer reviews	Peer review reports on the African statistical system (NSS, RECs, continental institutions. etc)	3.1.5.3	Preparation and organization of peer review missions															
		3.1.5.4	Preparation and dissemination of peer review reports															
			Total 3.1.5.															
		3.1.6.1	Advocacy for the implementation of the Charter															
3.1.6. Creation and/or empowerment of NSO with management autonomy and professional independence		3.1.6.2	Enhancement of the leadership skills of the Management of NSSs (Councils, Boards, NSO Management. etc)															
		3.1.6.3	Provision of adequate resources for the management of NSS															
		3.1.6.4	Promotion of good governance in the management of statistical resources (financial, human, material. etc)															
		3.1.6.5	Implementation of the statutes of African Statisticians															
			Total 3.1.6.															

Strategic Themes / Strategic Objectives / Initiatives	Outcomes	Activities		Unit	Unit cost (USD 1000)	2017	2018	2019	2020	2021	2022	2023	2024	2025	2026	Total	
		Code	Description														
3.1.7. Establishment of governance structures to promote statistical production	Governance structures are set up and functioning (Statistical Councils, Boards, Committees, Associations, etc)	3.1.7.1	Establishment of governance structures														
		3.1.7.2	Development of work programme														
		3.1.7.3	Implementation of work programme														
		3.1.7.4	Monitoring and Evaluation														
			Total 3.1.7.														
Strategic Objective 3.2: Reform and strengthen regional and continental statistical systems																	
3.2.1. Creation of statistical functions in RECs that do not have them (e.g. CENSAD and IGAD)	Statistical entities of RECs are in place and functioning	3.2.1.1	Status assessment of RECS														
		3.2.1.2	Development of work programme														
		3.2.1.3	Implementation of work programme														
		3.2.1.4	Monitoring and Evaluation														
			Total 3.2.1.														
3.2.2. Operationalization of the Statistical Institute of the African Union	AU Institute for statistics is functioning	3.2.2.1	Signing of the Host Country agreement between AU and Tunisia														
		3.2.2.2	Development and adoption of operational documents of the institute (statutes including the organogram, staffing, etc)														

Strategic Themes / Strategic Objectives / Initiatives	Outcomes	Activities		Unit	Unit cost (USD 1000)	2017	2018	2019	2020	2021	2022	2023	2024	2025	2026	Total		
		Code	Description															
3.2.2. Operationalization of the Statistical Institute of the African Union	AU Institute for statistics is functioning	3.2.2.3	Recruitment of staff															
		3.2.2.4	Development of the 10-year work programme															
		3.2.2.5	Implementation the work programme															
		3.2.2.6	Monitoring and Evaluation															
			Total 3.2.2.															
Strategic Objective 3.3: Develop sustainable statistical capacity																		
3.3.1. Creation of training centers in NSOs or strengthening of existing centers	Statistical training centres are created Capacities of existing statistical training centres are strengthened	3.3.1.1	Assessment of training needs of NSSs															
		3.3.1.2	Development of training programmes and modules															
		3.3.1.3	Creation or strengthening of existing training centres															
		3.3.1.4	Implementation for the work programme															
		3.3.1.5	Monitoring and Evaluation															
	Total 3.3.1.																	

Strategic Themes / Strategic Objectives / Initiatives	Outcomes	Activities		Unit	Unit cost (USD 1000)	2017	2018	2019	2020	2021	2022	2023	2024	2025	2026	Total		
		Code	Description															
3.3.2. Strengthening the capacity of schools and centers for statistical and demographic training	Statistical and demographic training centres become centres of excellence for statistical training	3.3.2.1	Assessment of capacity building needs of NSSs															
		3.3.2.2	Development of capacity building programmes and modules															
		3.3.2.3	Implementation of capacity building programmes															
		3.3.2.4	Monitoring and Evaluation															
			Total 3.3.2.															
3.3.3. Participation in international statistical training programs	Statisticians are trained in international statistical programmes	3.3.3.1	Assessment of international training needs															
		3.3.3.2	Development of 10-year international training programme															
		3.3.3.3	Implementation of the training programme															
		3.3.3.4	Monitoring and Evaluation															
	Total 3.3.3.																	
3.3.4. Capacity building for young African statisticians (coaching)	Young African Statisticians are better initiated to professional practice and are well coached	3.3.4.1	Establishment of a database of young African statisticians															
		3.3.4.2	Assessment of training or coaching needs of young African statisticians															

Strategic Themes / Strategic Objectives / Initiatives	Outcomes	Activities		Unit	Unit cost (USD 1000)	2017	2018	2019	2020	2021	2022	2023	2024	2025	2026	Total		
		Code	Description															
3.3.4. Capacity building for young African statisticians (coaching)	Young African Statisticians are better initiated to professional practice and are well coached	3.3.4.3	Development of a training /coaching plan															
		3.3.4.4	Implementation of training/coaching plan															
		3.3.4.5	Monitoring and evaluation															
		Total 3.3.4.																
		3.3.5.1	Signing of the Host Country agreement between AU and Cote d'Ivoire															
		3.3.5.2	Development and adoption of operational documents of the institute (statutes including the organogram. staffing. etc)															
3.3.5. Operationalization of the Pan-African Statistical Training Centre	Specialized post-graduate training programmes. continuing training programmes and training programmes for non-statisticians are put in place	3.3.5.3	Recruitment of staff															
		3.3.5.4	Development of the 10-year work programme															
		3.3.5.5	Implementation the work programme															
		3.3.5.6	Monitoring and Evaluation															
Total 3.3.5.																		

Strategic Themes / Strategic Objectives / Initiatives	Outcomes	Activities		Unit	Unit cost (USD 1000)	2017	2018	2019	2020	2021	2022	2023	2024	2025	2026	Total	
		Code	Description														
Strategic Objective 3.4: Establish an effective technological environment																	
3.4.1. Development of an integrated information system with links at national, regional and continental levels	Actors of ASS have credible and integrated sub-systems	3.4.1.1	Assessment of the existing system														
		3.4.1.2	Development of the work programme for the integration of the information system at all levels														
		3.4.1.3	Implementation of workprogramme														
		3.4.1.4	Monitoring and Evaluation														
			Total 3.4.1.														
STRATEGIC THEME 4: Promoting a culture of quality policy and decision-making																	
Strategic Objective 4.1: Make evidence-based decisions through increased use of statistics																	
4.1.1. Dialogue between ASS and decision-makers and legislators so that their speeches are based on statistics	Statistics are used in speeches, interventions and decision-making	4.1.1.1	Assessment of the utilization of statistics by the different actors														
		4.1.1.2	Development of work programme for promoting dialogue among decision-makers and legislators on the use of statistics														
		4.1.1.3	Implementation of work programme														
		4.1.1.4	Monitoring and Evaluation														
			Total 4.1.1.														

Strategic Themes / Strategic Objectives / Initiatives	Outcomes	Activities		Unit	Unit cost (USD 1000)	2017	2018	2019	2020	2021	2022	2023	2024	2025	2026	Total			
		Code	Description																
4.1.2. Advocacy for the use of statistics	Advocacy strategy, annual reports on dialogue with governments, civil society and private sector are available	4.1.2.1	Assessment of the utilization of statistics by the different actors																
		4.1.2.2	Development of work programme for promoting dialogue among governments, parliament, civil society and the private sector																
		4.1.2.3	Implementation of work programme																
		4.1.2.4	Monitoring and Evaluation																
			Total 4.1.2.																
4.1.3. Integration of statistics into national and regional development plans	NSDS and RSDS are integrated as strategic themes in National and Regional Development Plans	4.1.3.1	Status of the integration of statistics into national and regional development plans																
		4.1.3.2	Development of work programme on the integration of statistics into national and regional development plans																
		4.1.3.3	Implementation of work programme																
		4.1.3.4	Monitoring and Evaluation																
			Total 4.1.3.																

Strategic Themes / Strategic Objectives / Initiatives	Outcomes	Activities		Unit	Unit cost (USD 1000)	2017	2018	2019	2020	2021	2022	2023	2024	2025	2026	Total					
		Code	Description																		
Strategic Objective 4.2: Improve the communication of statistical information	Dissemination	4.2.1. Development of a strategy for the dissemination of data	Dissemination plan, strategies and guidelines on dissemination of statistical information are available	4.2.1.1	Assessment of existing communication strategy																
				4.2.1.2	Development of dissemination plan, strategies and guidelines on dissemination of statistical information																
				4.2.1.3	Implementation of the strategy/path																
				4.2.1.4	Monitoring and Evaluation																
					Total 4.2.1.																
				4.2.2. Development of a national, regional and continental communication plan	Approved plans and communication plans for SHaSA 2.1, NSDS and RSDS are in place	4.2.2. Development of a national, regional and continental communication plan	Approved plans and communication plans for SHaSA 2.1, NSDS and RSDS are in place	4.2.2.1	Assessment of existing communication strategy												
								4.2.2.2	Development of dissemination plan, strategies and guidelines on dissemination of statistical information												
								4.2.2.3	Implementation of the strategy/plan												
								4.2.2.4	Monitoring and Evaluation												
									Total 4.2.2.												

Strategic Themes / Strategic Objectives / Initiatives	Outcomes	Activities		Unit	Unit cost (USD 1000)	2017	2018	2019	2020	2021	2022	2023	2024	2025	2026	Total	
		Code	Description														
5. Coordination of SHaSA 2																	
5.1. National		5.1.1															
		5.1.2															
		5.1.3															
		5.1.4															
		5.1.5															
			Total 5.1														
5.2. Regional		5.2.1															
		5.2.2															
		5.2.3															
		5.2.4															
		5.2.5															
			Total 5.2.														
5.3. Continental		5.3.1															
		5.3.2	Directory of African experts by statistical domain														
		5.3.3															
		5.3.4															
		5.3.5															
			Total 5.3.														

Strategic Themes / Strategic Objectives / Initiatives	Outcomes	Activities		Unit	Unit cost (USD 1000)	2017	2018	2019	2020	2021	2022	2023	2024	2025	2026	Total	
		Code	Description														
6. Monitoring and Evaluation																	
6.1. National		6.1.1															
		6.1.2															
		6.1.3															
		6.1.4															
		6.1.5															
			Total 6.1.														
6.2. Regional		6.2.1															
		6.2.2															
		6.2.3															
		6.2.4															
		6.2.5															
			Total 6.2.														
6.3. Continental		6.3.1															
		6.3.2															
		6.3.3															
		6.3.4															
		6.3.5															
			Total 6.3														
Total																	

Annex 3. Classification of countries by cluster for the compilation of average costs of statistical activities

Basic indicators, 2016** (Source: AEO 2017)										Final classification		
Countries	Population in 2016 (thousands)	P ¹ Rank	Land area (thousands of km2)	L-Rank	GDP based on PPP valuation (USD Million)		GDP Rank	Result***	Final Rank	Clusters		
Algeria	40 376	9	2 382	1	609 394	4	4.8	1	Cluster 1			
Angola	25 831	14	1 247	7	187 257	6	9.6	9	Cluster 1			
Benin	11 167	31	115	38	24 312	32	34.0	36	Cluster 4			
Botswana	2 304	42	582	22	36 505	22	30.0	32	Cluster 3			
Burkina Faso	18 634	19	274	29	32 985	25	24.2	23	Cluster 2			
Burundi	11 553	29	28	45	7 892	44	38.4	42	Cluster 4			
Cabo Verde	527	52	4	50	3 583	47	50.2	51	Cluster 4			
Cameroon	23 924	16	475	24	77 237	16	19.2	18	Cluster 2			
Central African Republic	4 998	37	623	19	3 206	50	32.4	35	Cluster 3			
Chad	14 497	25	1 284	5	30 587	27	17.4	15	Cluster 1			
Comoros	807	51	2	52	1 259	53	51.8	52	Cluster 4			
Congo	4 741	38	342	27	30 272	28	31.6	34	Cluster 3			
Congo, Dem. Rep.	79 723	4	2 345	2	66 014	17	5.8	2	Cluster 1			
Côte d'Ivoire	23 254	17	322	28	87 120	14	20.8	21	Cluster 2			
Djibouti	900	49	23	47	3 345	49	48.2	50	Cluster 4			
Egypt*	93 384	3	1 001	12	1 105 039	1	6.2	4	Cluster 1			
Equatorial Guinea	870	50	28	44	31 769	26	42.8	44	Cluster 4			
Eritrea	5 352	36	118	37	9 169	43	37.8	40	Cluster 4			
Ethiopia*	101 853	2	1 104	10	174 742	8	6.4	5	Cluster 1			
Gabon	1 763	46	268	30	36 218	23	35.0	37	Cluster 4			
Gambia	2 055	44	11	49	3 387	48	46.8	49	Cluster 4			

Basic indicators, 2016** (Source: AEO 2017)										Final classification		
Countries	Population in 2016 (thousands)	P Rank	Land area (thousands of km2)	L Rank	GDP based on PPP valuation (USD Million)	GDP Rank	Result***	Final Rank	Clusters			
Ghana	28 033	13	239	33	120 786	12	20.8	22	Cluster 2			
Guinea	12 947	26	246	31	16 084	38	30.4	33	Cluster 3			
Guinea-Bissau	1 888	45	36	42	2 851	51	45.0	46	Cluster 4			
Kenya	47 251	7	580	23	152 735	9	13.8	10	Cluster 1			
Lesotho	2 160	43	30	43	6 019	45	43.4	45	Cluster 4			
Liberia	4 615	39	111	39	3 881	46	40.4	43	Cluster 4			
Libya	6 330	35	1 760	4	90 892	13	18.2	16	Cluster 2			
Madagascar	24 916	15	587	21	37 491	21	18.6	17	Cluster 2			
Malawi	17 750	21	118	36	21 227	34	29.6	31	Cluster 3			
Mali	18 135	20	1 240	8	38 085	20	15.2	11	Cluster 1			
Mauritania	4 166	40	1 031	11	16 710	37	27.8	27	Cluster 3			
Mauritius	1 277	48	2	51	25 849	31	45.8	47	Cluster 4			
Morocco	34 817	11	447	25	282 784	5	15.4	12	Cluster 1			
Mozambique	28 751	12	799	16	35 313	24	16.0	13	Cluster 1			
Namibia	2 514	41	824	15	27 035	30	28.4	30	Cluster 3			
Niger	20 715	18	1 267	6	20 266	36	16.8	14	Cluster 1			
Nigeria	186 988	1	924	14	1 088 938	2	6.4	6	Cluster 1			
Rwanda	11 883	28	26	46	21 970	33	36.2	38	Cluster 4			
Sao Tome and Principe	194	53	1	53	694	54	53.2	53	Cluster 4			
Senegal	15 589	24	197	34	39 717	19	27.0	26	Cluster 3			
Seychelles	97	54	0	54	2 608	52	53.6	54	Cluster 4			
Sierra Leone	6 592	34	72	40	10 636	42	38.0	41	Cluster 4			

Basic indicators, 2016** (Source: AEO 2017)										Final classification		
Countries	Population in 2016 (thousands)	P Rank	Land area (thousands of km2)	L Rank	GDP based on PPP valuation (USD Million)		GDP Rank	Result***	Final Rank	Clusters		
Somalia	11 079	32	638	18	12 000	39	27.8	28	Cluster 3			
South Africa	54 979	6	1 219	9	736 325	3	6.6	7	Cluster 1			
South Sudan	12 733	27	620	20	20 884	35	25.8	25	Cluster 2			
Sudan	41 176	8	1 886	3	176 304	7	5.8	2	Cluster 1			
Swaziland	1 304	47	17	48	11 061	41	46.2	48	Cluster 4			
Tanzania	55 155	5	947	13	150 633	10	9.2	8	Cluster 1			
Togo	7 497	33	57	41	11 609	40	37.6	39	Cluster 4			
Tunisia	11 375	30	164	35	130 831	11	28.2	29	Cluster 3			
Uganda	40 323	10	242	32	84 925	15	19.8	20	Cluster 2			
Zambia	16 717	22	753	17	65 174	18	19.2	19	Cluster 2			
Zimbabwe	15 967	23	391	26	28 326	29	25.4	24	Cluster 2			
AFRICA	1 214 428		30 049		6 039 933	4973						

Note: * For Egypt and Ethiopia, fiscal year July (n-1)/June (n).

Sources: United Nations, Department of Economic and Social Affairs, Population Division, World Population Prospects, The 2015 Revision AFD Statistics Department, various domestic authorities and AfDB estimates

**Source: African Economic Outlook 2017

*** The Result is obtained as a weighted average with the following formula: $(2/5 * P\text{-Rank} + 2/5 * L\text{-Rank} + 1/5 * GDP\text{-Rank})$

Cluster	Number of countries
Cluster 1	15
Cluster 2	10
Cluster 3	10
Cluster 4	19

Countries		Final Rank	Cluster
Algeria	Algérie	1	Cluster 1
Angola	Angola	9	
Chad	Tchad	15	
Congo. Dem. Rep.	Rep. Dém. Congo	2	
Egypt	Egypte	4	
Ethiopia	Ethiopie	5	
Kenya	Kenya	10	
Mali	Mali	11	
Morocco	Maroc	12	
Mozambique	Mozambique	13	
Niger	Niger	14	
Nigeria	Nigéria	6	
South Africa	Afrique du Sud	7	
Sudan	Soudan	2	
Tanzania	Tanzanie	8	
Burkina Faso	Burkina Faso	23	Cluster 2
Cameroon	Cameroun	18	
Côte d'Ivoire	Côte d'Ivoire	21	
Ghana	Ghana	22	
Libya	Libye	16	
Madagascar	Madagascar	17	
South Sudan	Soudan du Sud	25	
Uganda	Ouganda	20	
Zambia	Zambie	19	
Zimbabwe	Zimbabwe	24	

Countries		Final Rank	Cluster
Botswana	Botswana	32	Cluster 3
Central African Republic	RCA	35	
Congo	Congo	34	
Guinea	Guinée	33	
Malawi	Malawi	31	
Mauritania	Mauritanie	27	
Namibia	Namibie	30	
Senegal	Sénégal	26	
Somalia	Somalie	28	
Tunisia	Tunisie	29	
Benin	Bénin	36	Cluster 4
Burundi	Burundi	42	
Cabo Verde	Cabo Verde	51	
Comoros	Comores	52	
Djibouti	Djibouti	50	
Equatorial Guinea	Guinée Equatoriale	44	
Eritrea	Erythrée	40	
Gabon	Gabon	37	
Gambia	Gambie	49	
Guinea-Bissau	Guinée-Bissau	46	
Lesotho	Lesotho	45	
Liberia	Liberia	43	
Mauritius	Mauritius	47	
Rwanda	Rwanda	38	
Sao Tome and Principe	Sao Tomé-et-Principe	53	
Seychelles	Seychelles	54	
Sierra Leone	Sierra Leone	41	
Swaziland	Swaziland	48	
Togo	Togo	39	



Design, layout and production by Phoenix Design Aid A/S, Denmark. ISO 14001/ISO 9000 certified and approved CO₂ neutral company – www.phoenixdesignaid.com
Printed on environmentally friendly paper (without chlorine) with vegetable-based inks. The printed matter is recyclable.



**African Union
Commission**



African Development Bank



**United Nations Economic
Commission for Africa**



**African Capacity
Building Foundation**