

SENEGAL TRADE & TARIFF UPDATE (2021)

Senegal is a member of two Regional Economic Communities (RECs) - the Economic Community of West Africa (ECOWAS) and the Community of Sahel-Saharan States (CEN-SAD).

ECOWAS is a customs union with a common external tariff, whereas there is no trade agreement in place under CEN-SAD

Senegal deposited its instrument of ratification under AfCFTA

Intra-Africa total trade (imports & exports) 2021

25%

Senegal's intra-Africa trade as share of its Global trade

US\$3.2 bn

Senegal's intra-Africa trade in 2021

Senegal enjoys a trade surplus with Africa

Exports accounted for 62% (US\$2 billion) in 2021

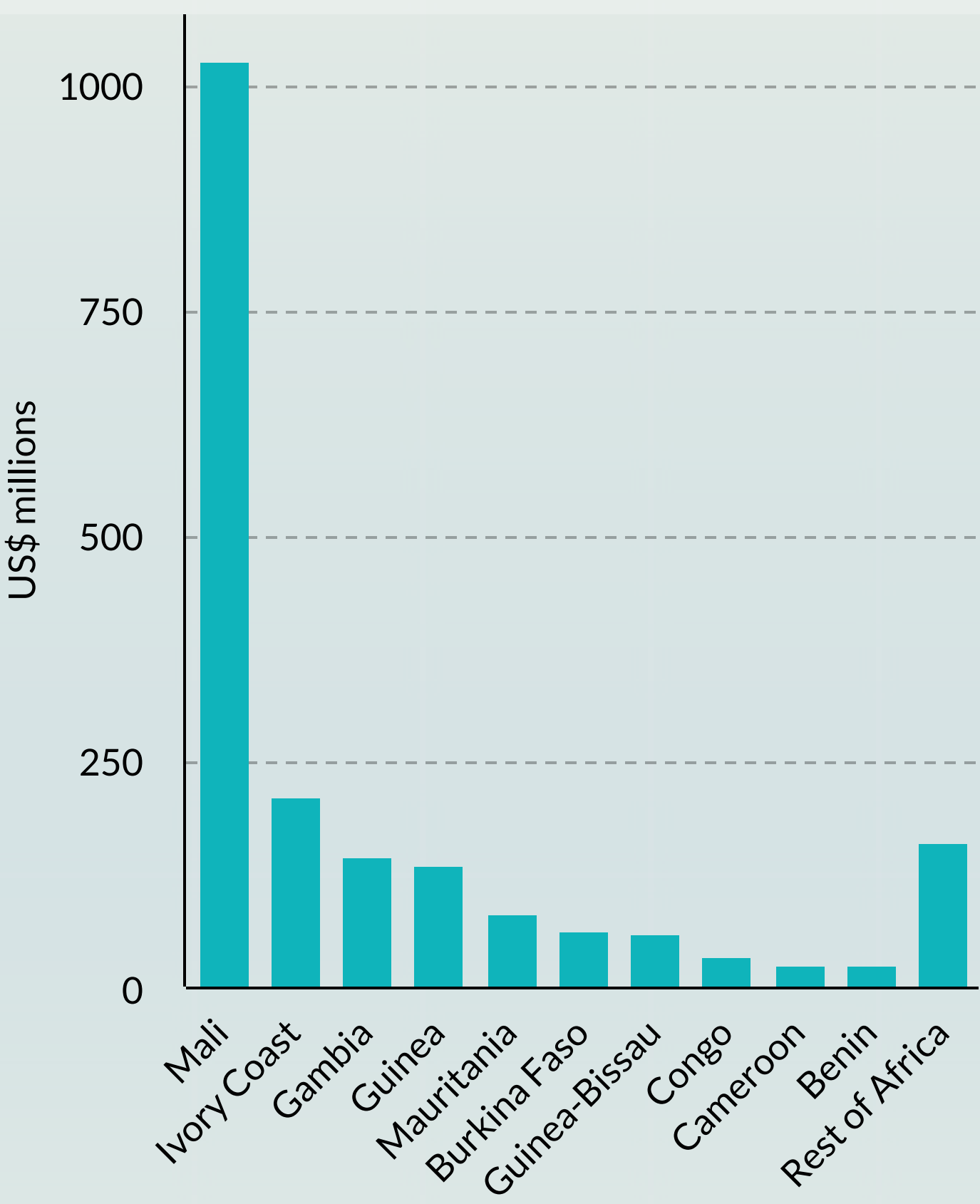
13%

Between 2020 and 2021 intra-Africa trade increased.

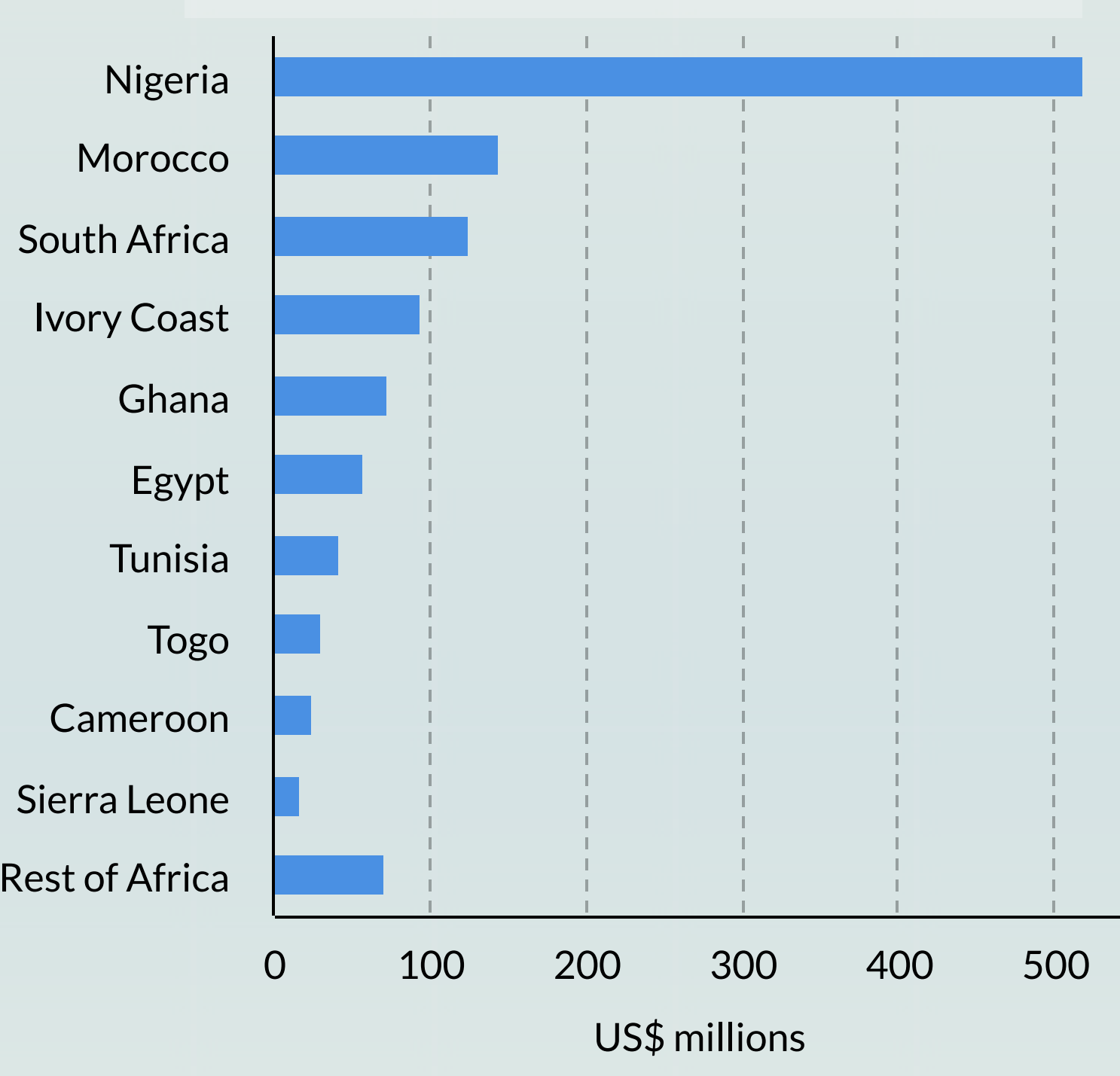
In 2020, Senegal's intra-Africa exports declined while imports increased slightly.

The Covid-19 disruptions partly attribute to this trend

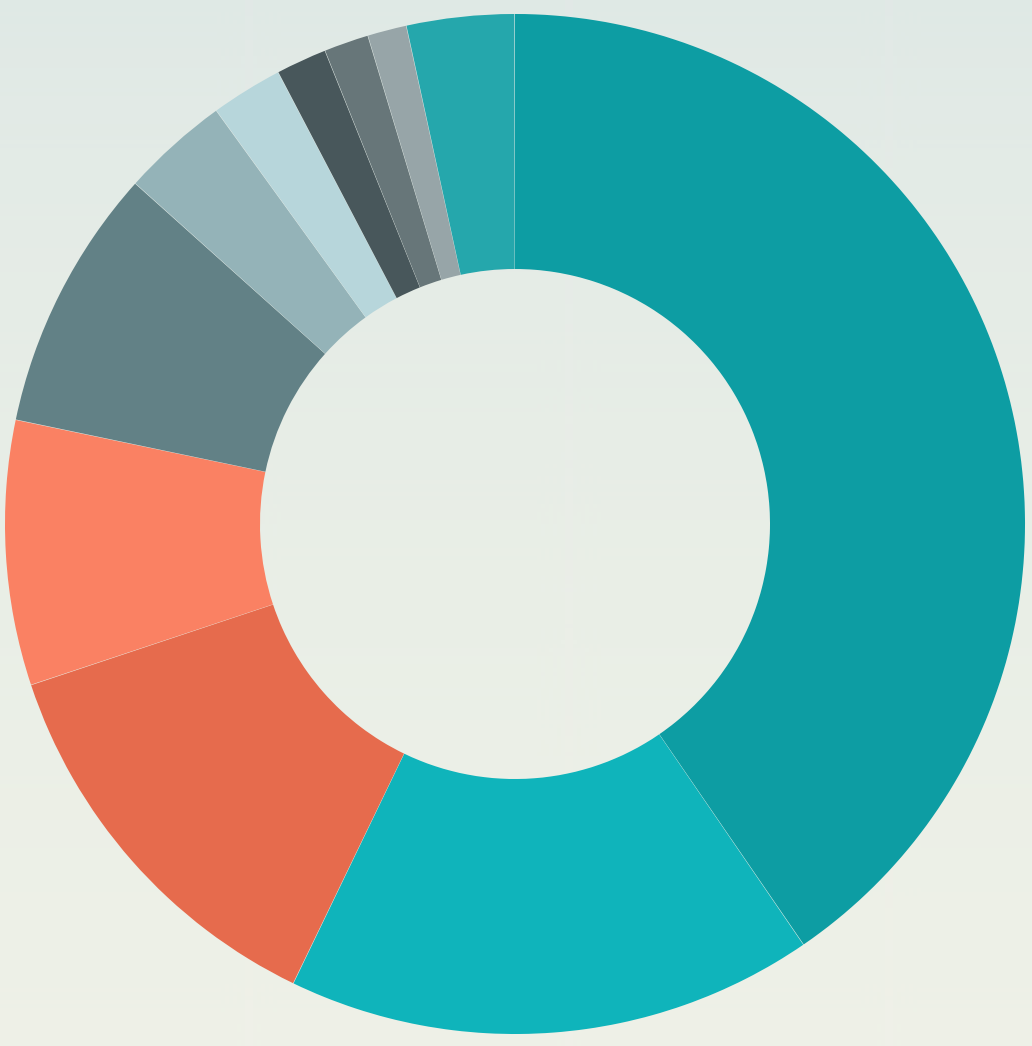
Top 10 intra-Africa export destinations (2021)



Top 10 intra-Africa import sources (2021)



Senegal's intra-Africa exports by product group (2021)

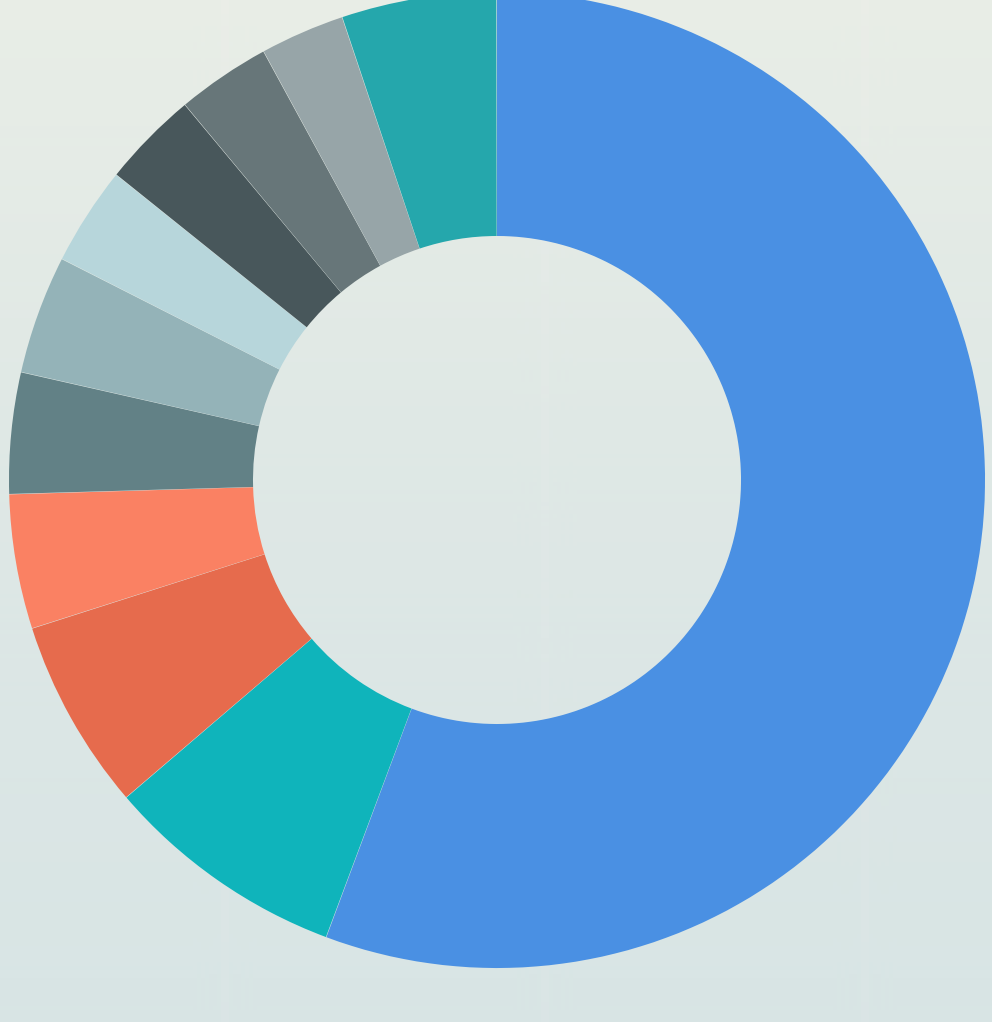


- Mineral products (40.44%)
- Food, beverages & tobacco (16.73%)
- Live animals, animal products (12.73%)
- Base metals (8.38%)
- Chemical products (8.35%)
- Vegetable products (3.41%)
- Machinery (2.27%)
- Transport equipment (1.61%)
- Plastic products (1.42%)
- Paper products (1.24%)
- Other (3.41%)

- Senegal's exports are concentrated in mineral products, accounting for about 40% of its total intra-Africa exports
- Agro-based products also dominate Senegal's intra-Africa exports accounting for over 30% share of its intra-Africa exports
- Top 10 intra-Africa export destinations account for 92% of Senegal's intra-Africa exports
- The bulk of Senegal's intra-Africa exports are destined to the ECOWAS (over 80%);
- Congo and Cameroon are the only non-ECOWAS members in the top 10 accounting for a 3% combined share of Senegal's intra-Africa exports in 2021

Senegal's intra-Africa imports by product group (2021)

- Mineral products dominate Senegal's intra-Africa import basket
- 95% of Senegal's total intra-Africa imports are accounted for by the top 10 product groups
- Senegal imports from a few African countries. Top 10 African countries account for 94% of Senegal's intra-Africa imports
- Outside of ECOWAS in top 10, Senegal trades with Morocco (12%); South Africa (10%); Egypt (5%); and Tunisia (4%)



- Mineral products (55.7%)
- Animal or vegetable fats & oils (8.04%)
- Food, beverages & tobacco (6.35%)
- Chemical products (4.45%)
- Base metals (4.02%)
- Vegetable products (3.92%)
- Transport equipment (3.29%)
- Wood products (3.2%)
- Machinery (3.11%)
- Plastic products (2.8%)
- Other (5.13%)

5 year growth performance (exports)

Senegal's intra-Africa exports grew by 9% (CAGR) over review period 2017 - 2021

Exports to top destinations Mali and Ivory Coast grew by 15%; 11% (CAGR) respectively over review period 2017 - 2021

Non-metallic minerals, paper products and mineral products, recorded the highest growth rates of 71%; 24% & 14% (CAGR) respectively over review period 2017 - 2021

5 year growth performance (imports)

Senegal's intra-Africa imports grew by 2% (CAGR) over review period 2017 - 2021.

Top import suppliers Nigeria, Morocco and South Africa had mixed performances growing market share by -1%; 8% and 1% (CAGR), respectively over the review period (2017-2021)

Non-metallic minerals & vegetable oils recorded the highest growth of 30%; & 15% (CAGR) respectively for period (2017-2021)

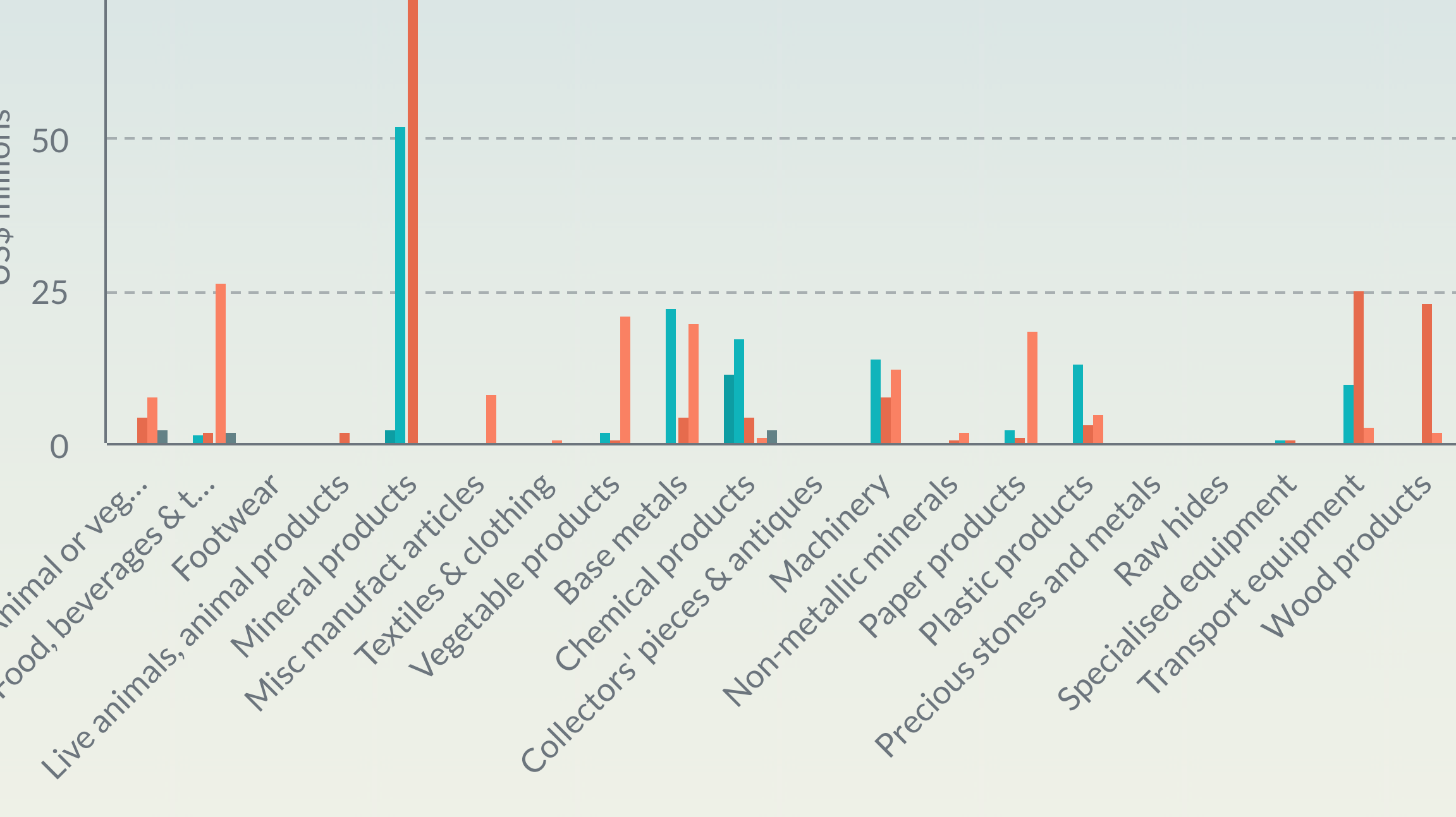
Export markets showing significant growth

Senegal's exports to Mozambique, Botswana & Madagascar, showed significant growth although from a low base over period 2017-2021, growing by 94%; 85%; & 48%, respectively

Senegal's intra-Africa trade is mostly with West African countries. Mali, Nigeria, and Ivory Coast are key players.

Senegal can boost its intra-Africa trade by expanding into new potential markets in Southern Africa by capitalising the opportunities that the AfCFTA offers

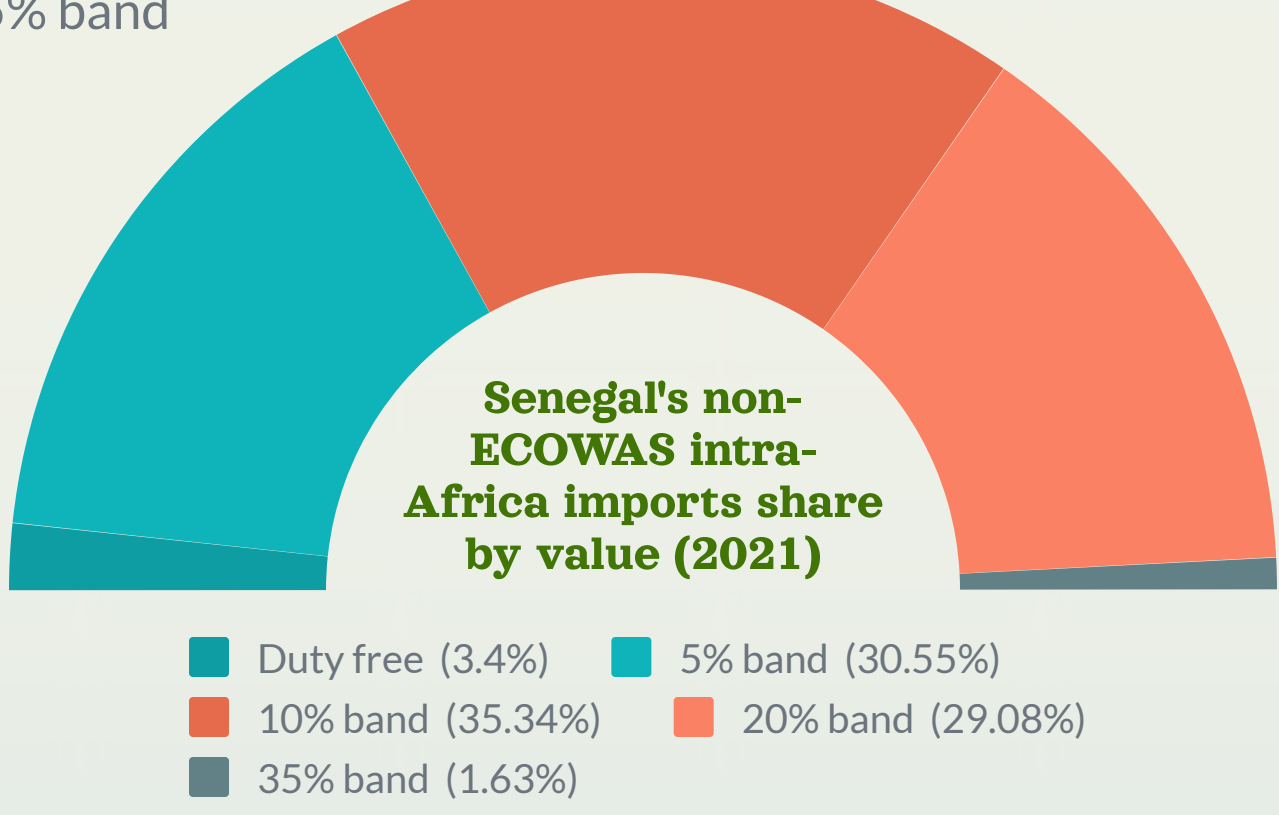
MARKET ACCESS - Senegal's tariff regime (ECOWAS CET)



- The ECOWAS CET has five tariff bands - duty-free, 5%, 10%, 20% and 35%
- Outside of ECOWAS very few intra-Africa imports enter Senegal duty free, these constitute only 3% by value of Senegal's intra-Africa imports
- Non-ECOWAS intra-Africa imports account for 37% by value of Senegal's intra-Africa imports.
- Goods that attract highest tariffs include animal or vegetable oils, food, beverages & tobacco as well as chemical products

ECOWAS Trade Liberalization Scheme (ETLS)

- ETLS is a trade arrangement aimed at encouraging free trade among ECOWAS Member States
- ETLS is designed to ensure the free movement of goods, capital and persons and the rights of residence and establishment
- Its consists of elements such as the rules of origin and other elements of the procedure to benefit from the ETLS
- Products covered include agricultural products, handicrafts, crude products and industrial products
- The ETLS is open to all enterprises located and operating in any of the 15 ECOWAS Member States that intend to export the product within the region
- Companies must register their products and comply with RoO requirements



Senegal's average intra-Africa non-tariff trade costs for manufactured & agricultural goods (2015-2019)

SENEGAL'S MANUFACTURED PRODUCTS NON-TARIFF TRADE COSTS (2019) AD VALOREM EQUIVALENT

- Highest average non-tariff trade cost countries
- Rwanda- 512%
 - Botswana- 481%
 - Namibia- 420%
- Lowest average non-tariff trade cost countries
- Ivory Coast - 93%
 - Togo - 95%
 - Morocco - 104%

SENEGAL'S AGRICULTURAL PRODUCTS NON-TARIFF TRADE COSTS (2019) AD VALOREM EQUIVALENT

- Highest average non-tariff trade cost countries
- Benin- 757%
 - DRC- 586%
 - Tunisia- 416%
- Lowest average non-tariff trade cost countries
- Morocco - 161%
 - South Africa - 163%
 - Ivory Coast - 174%

