

Intra-Africa Non-tariff Trade Costs

The bilateral trade costs excluding tariffs are sourced from the ESCAP-World Bank trade cost database and include all additional costs other than tariffs involved in trading goods bilaterally between trade partners rather than domestically.

These trade costs include transport costs, costs associated with completing trade procedures and the time it takes to obtain necessary information.

Period of review is based on available data between 2015 and 2019 and all averages are calculated based on a minimum of 3 data points over the review period (2015-2019) with exception of Comoros and Seychelles

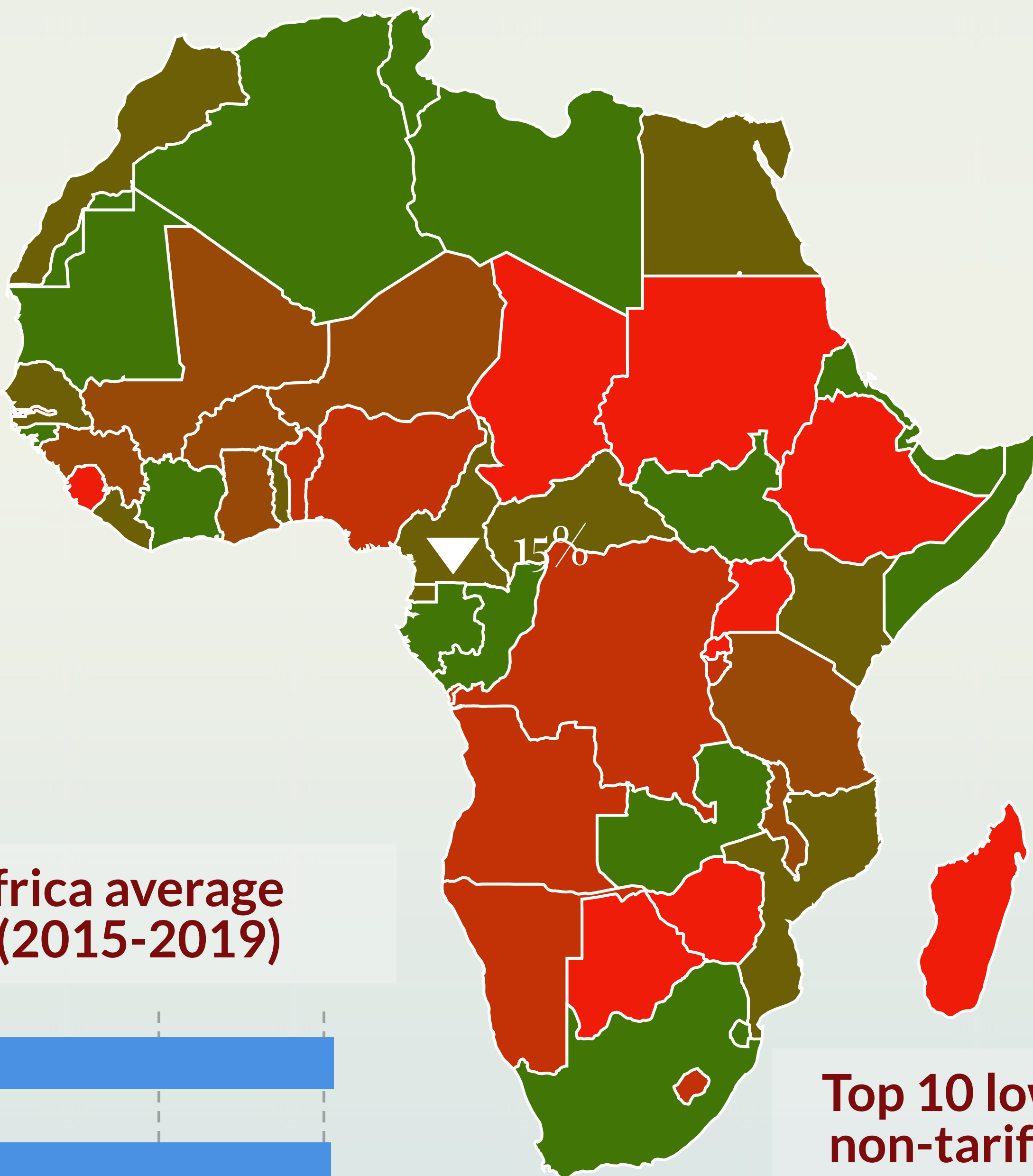
Average intra-Africa non-tariff trade costs for all goods (2015-2019)

283%

Ad-Valorem Equivalent (AVE) intra-Africa average non-tariff trade cost

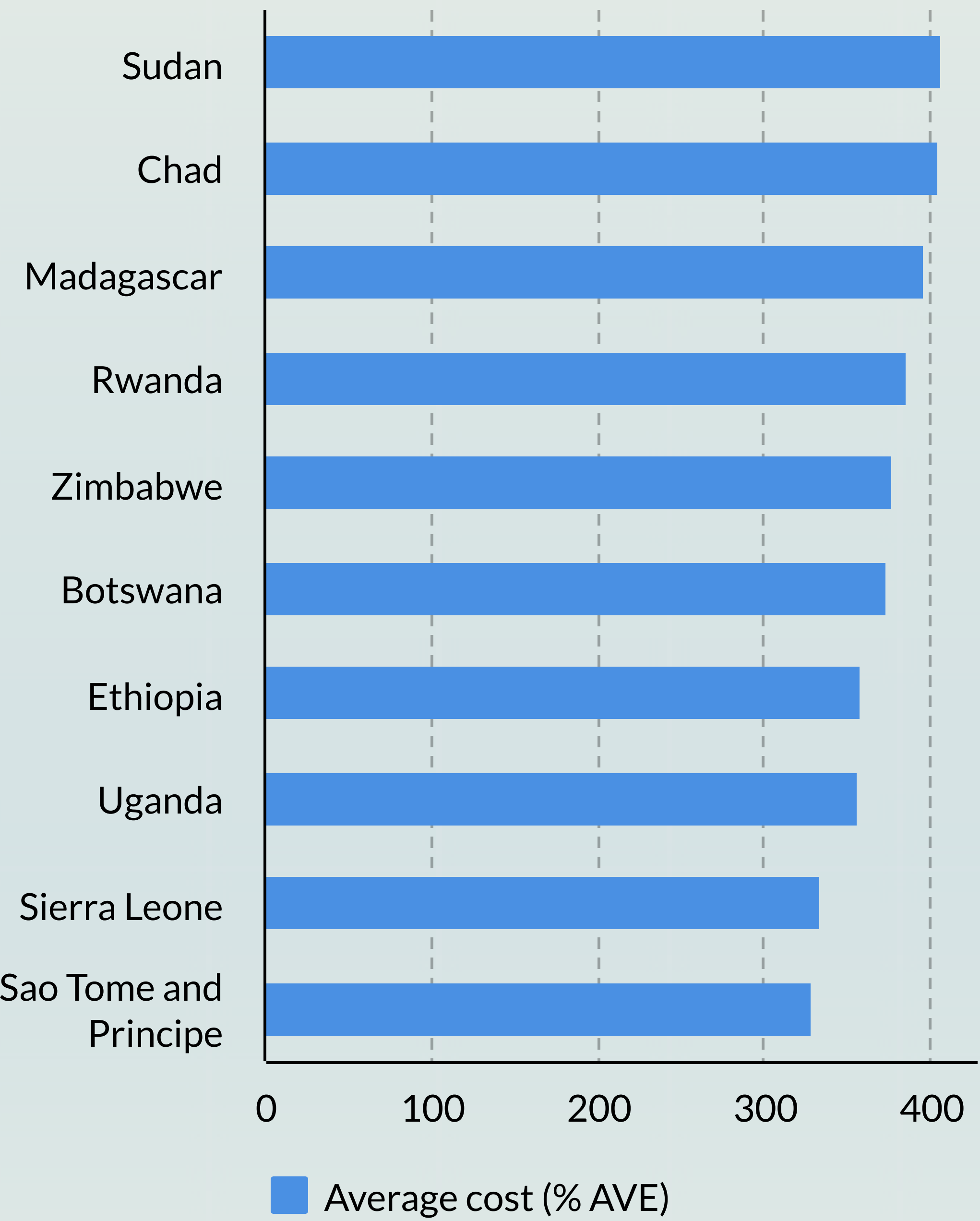
3%

Between 2015 and 2019 intra-Africa average non-tariff trade costs have declined marginally by 3% (CAGR)

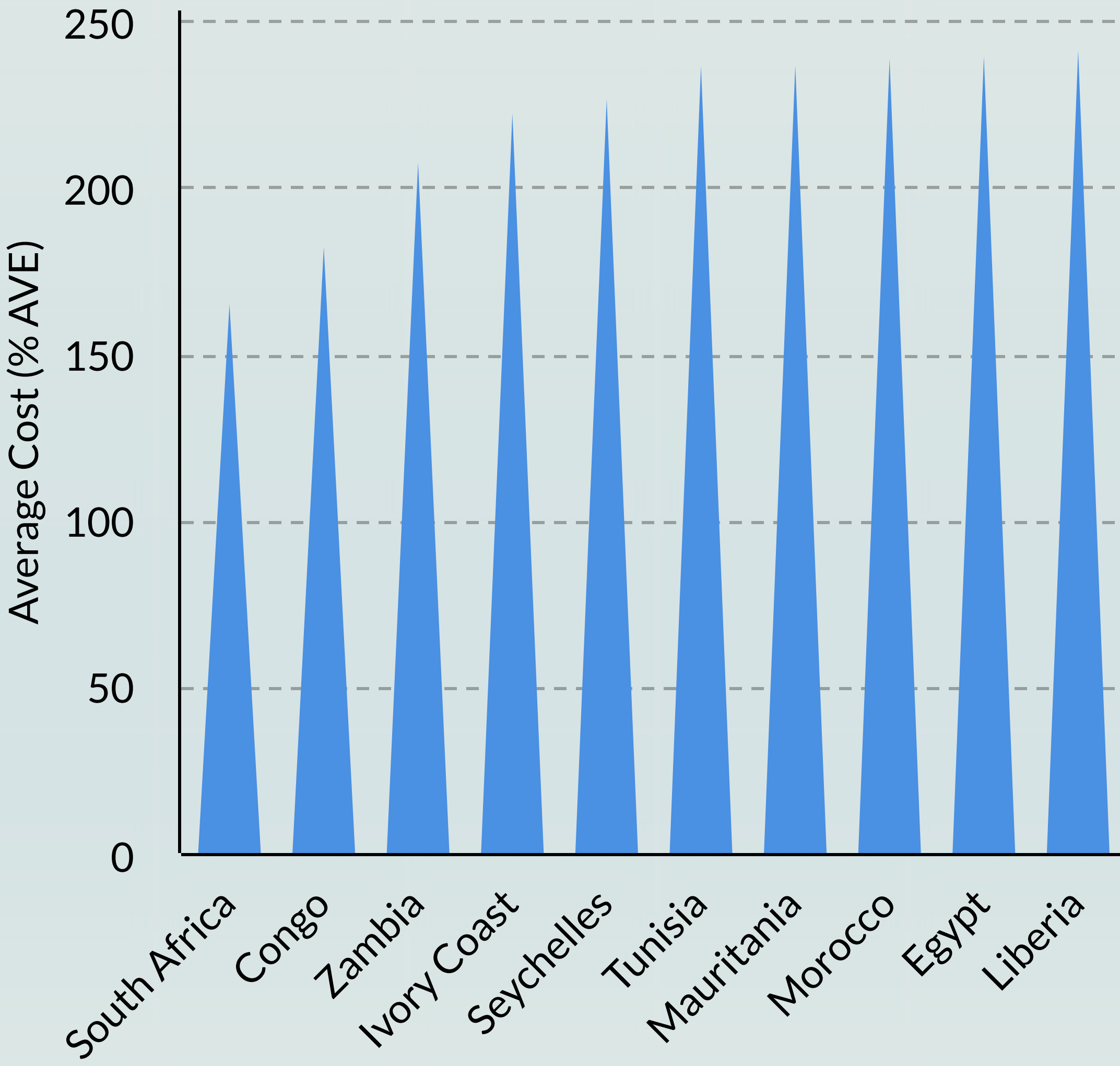


No reported data for Algeria; Eritrea; Eswatini; Gabon; Libya; Somalia; South Sudan and Western Sahara

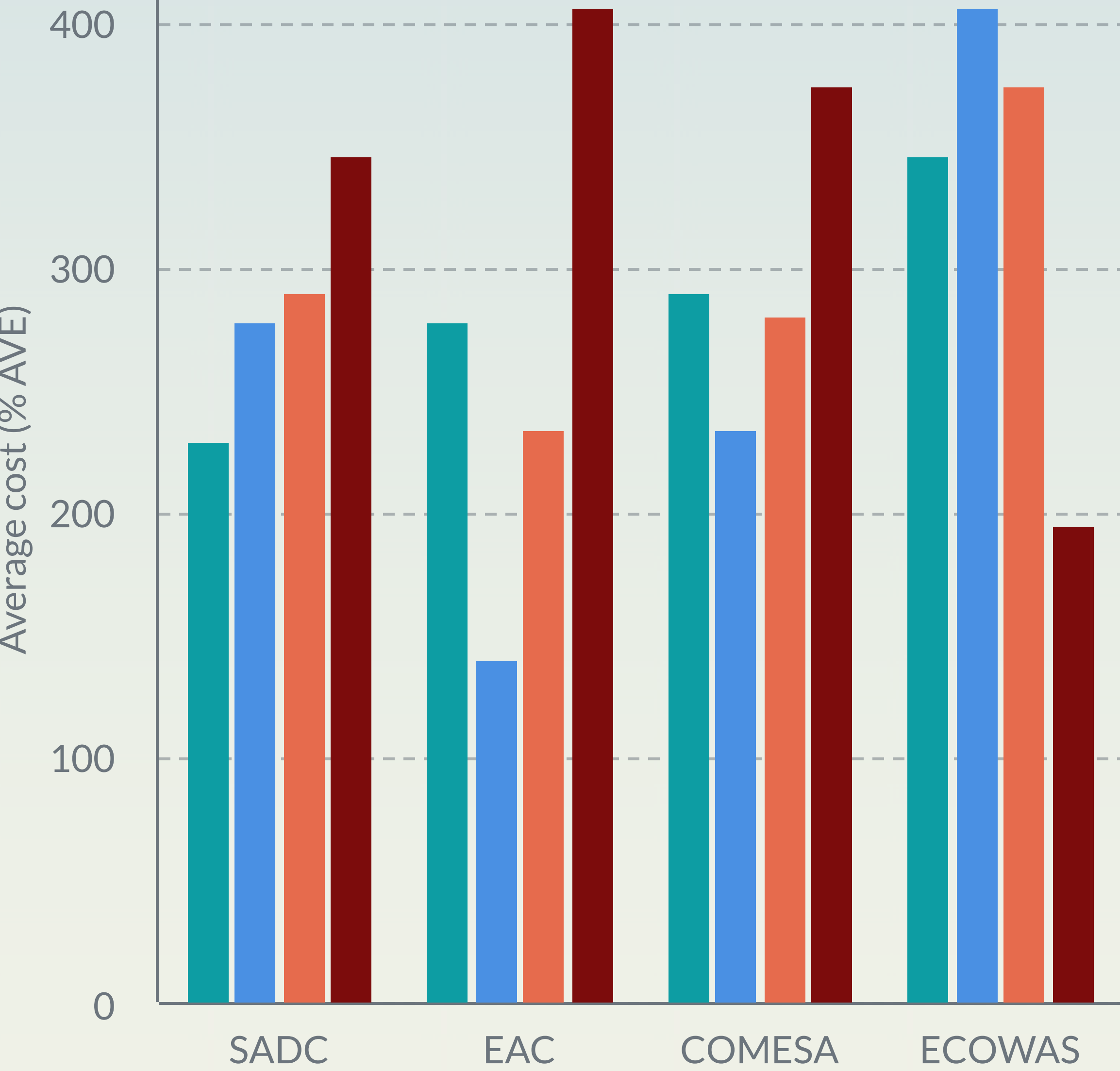
Top 10 highest intra-Africa average non-tariff trade costs (2015-2019)



Top 10 lowest intra-Africa average non-tariff trade costs (2015-2019)

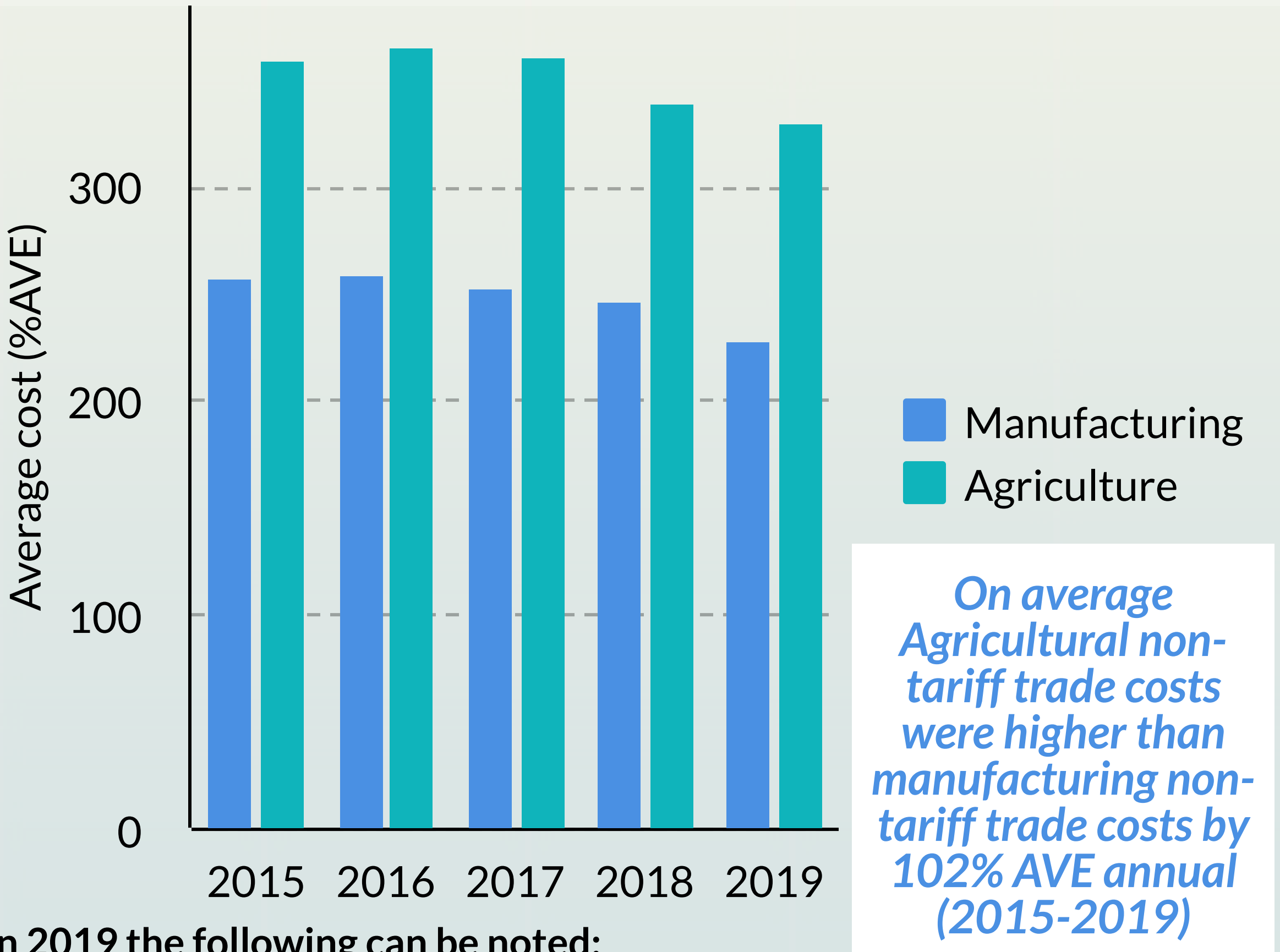
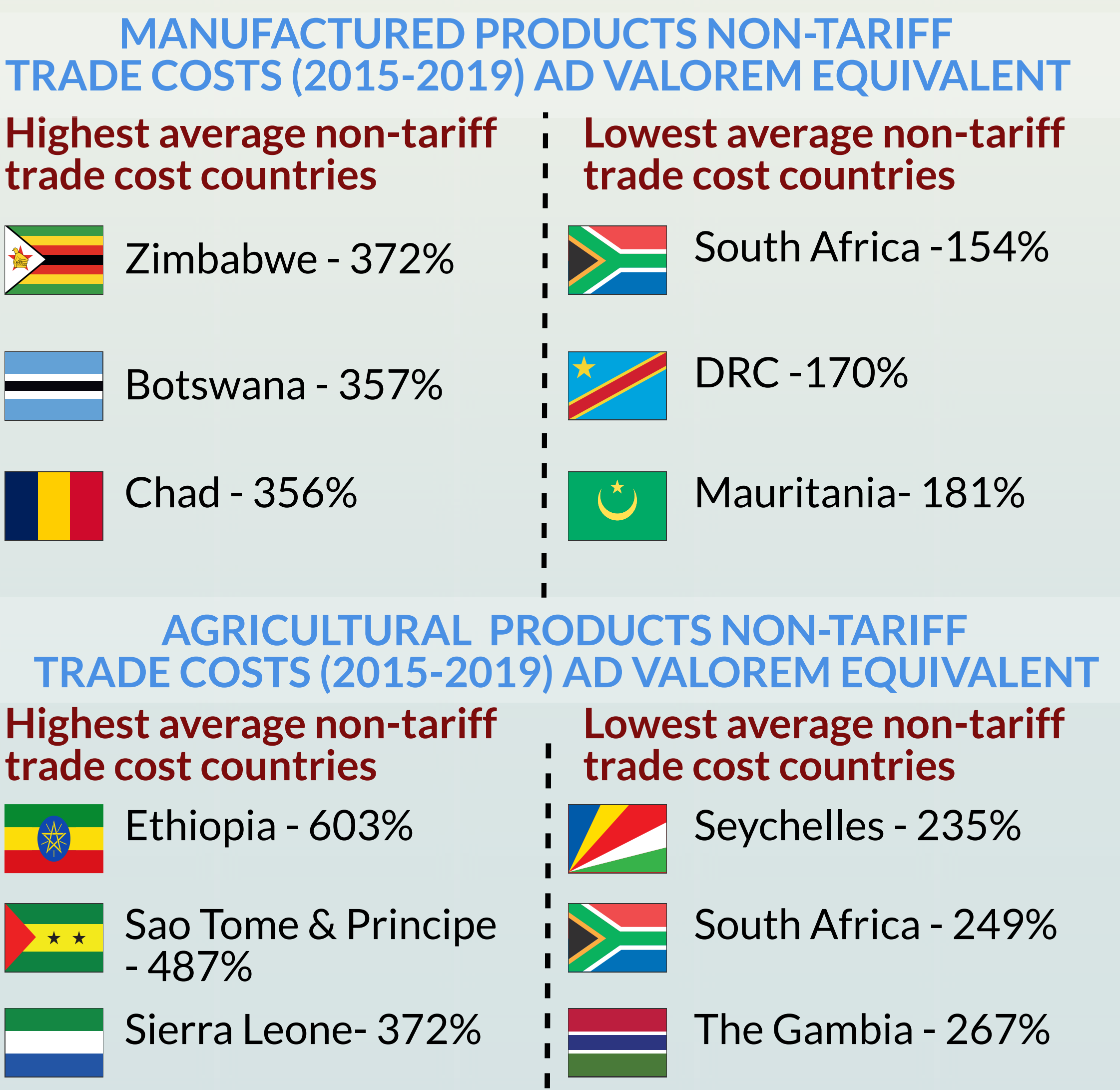


Average inter-REC & intra-REC non-tariff trade costs for all goods (2015-2019)



- Non-tariff trade costs are lowest within RECs (i.e. intra-REC).
- The EAC has the lowest average intra-REC non-tariff trade costs at 140% (AVE) followed by ECOWAS (195%), SADC (230%) and COMESA (281%).
- ECOWAS has the highest average inter-REC (between RECs) non-tariff trade costs.
- ECOWAS - EAC average non-tariff trade costs are as high as 400%

Average intra-Africa non-tariff trade costs for manufactured & agricultural goods (2015-2019)



In 2019 the following can be noted:

- Ghana-Zambia Agric trade had the highest non-tariff trade costs (926% AVE)
- Namibia- South Africa had the lowest Agric non-tariff trade costs (51% AVE)
- In Manufacturing Botswana - Chad had the highest (934% AVE) while Namibia - South Africa had the lowest (40% AVE)

SOUTH AFRICA

The bulk of South Africa's intra-Africa trade is with other SACU members

SACU states are highly integrated. This together with proximity to markets attributes to the low non-tariff trade costs

Beyond SADC, South Africa's largest trading partner is Nigeria. The bilateral non-tariff trade cost was between the two trading partners for 2019 was 161% AVE down 17% from 2018 cost (178% AVE)

KENYA

Kenya is the largest economy in the EAC and has an intra-EAC average of (117% AVE) which is 22% lower than the overall intra-EAC average non-tariff trade cost of 140% (AVE).

The bulk of Kenya's intra-African trade is with EAC and COMESA members. The COMESA-EAC average non-tariff trade cost is 235% (AVE).

Beyond COMESA & EAC, Kenya's to trading partners are Nigeria and South Africa. The bilateral non-tariff trade costs are 343% (AVE) & 116% (AVE) respectively

NIGERIA

Nigeria is the biggest economy in Africa and is a member of ECOWAS. It has an average intra-Africa non-tariff trade cost of 300% AVE. Intra-ECOWAS average non-tariff trade cost is 241% AVE.

South Africa is its top trading partner for both imports and exports. The bilateral average non-tariff trade between Nigeria and South Africa in 2019 was 161% AVE.

Over review period 2015-2019 Nigeria's intra-Africa non-tariff trade costs declined by 3%