

Africa Regional Integration Index Report (ARII) 2019

Wafa Aidi

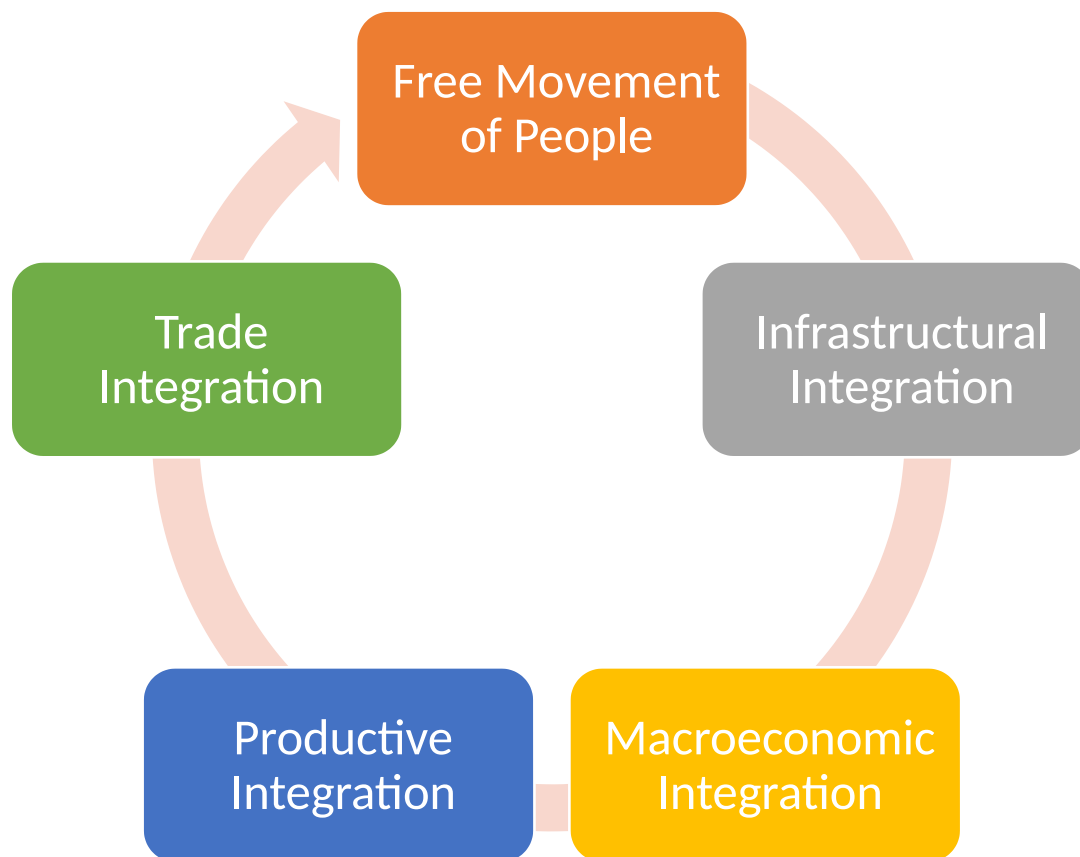
Regional Integration and Trade Division

23 March 2019
Marrakech, Morocco

2019 Conference of Ministers



- **Framework for ARII Report 2019**
- **Illustrations from ARII Report 2019**
- **Update progress on ARII Report 2019**




5 Dimensions

Dimensions	Indicators	
	RECs	Africa
Trade Integration	Level of customs duties on imports (intra-regional import)	Level of customs duties on imports (intra-African import)
	Share of intra-regional goods exports (% GDP)	Share of Intra-African goods exports (% of GDP)
	Share of intra-regional goods imports (% GDP)	Share of intra-African goods imports (% GDP)
	Share of total intra-regional goods trade (% total intra-RECs trade)	Share of total intra-African goods trade (% total intra-African trade)
		Ratification of the AfCFTA
Infrastructural Integration	Infrastructure development index (transport, electricity, ICT, water and sanitation)	
	Proportion of intra-regional flights leaving from and arriving in the country	Proportion of intra-African flights leaving from and arriving in the country
	Total net regional electricity trade within RECs per capita	Total net electricity trade within Africa per capita
	Ratification of the Single African Air Transport Market (SAATM)	Ratification of the Single African Air Transport Market (SAATM)
Productive Integration	Share of intra-regional exports of intermediate goods	Share of intra-African exports of intermediate goods
	Share of intra-regional imports of intermediate goods	Share of intra-African imports of intermediate goods
	Merchandise trade complementarity index (compared to other member states in the RECs)	Merchandise trade complementarity index (compared to other African countries)

Dimensions	Indicators	
	RECs	Africa
Free Movement of People	Ratification by the country of the Protocol on the Free Movement of Persons, Right of Residence and Right of Establishment	Ratification by the country of the Protocol on the Free Movement of Persons, Right of Residence and Right of Establishment
	Number of member countries whose nationals may obtain a visa on arrival	Number of REC member countries whose nationals may obtain a visa on arrival
	Number of member countries whose nationals require a visa	Number of REC member countries whose nationals require a visa
Macroeconomic Integration	Number of bilateral investment treaties in force within RECs	Number of bilateral investment treaties in force within Africa
	Regional convertibility of national currencies	Continental convertibility of national currencies
	Inflation differential vis-à-vis the RECs member countries	Inflation differential vis-à-vis all other African countries

Illustrations from ARII Report 2019 - Continental Ranking -

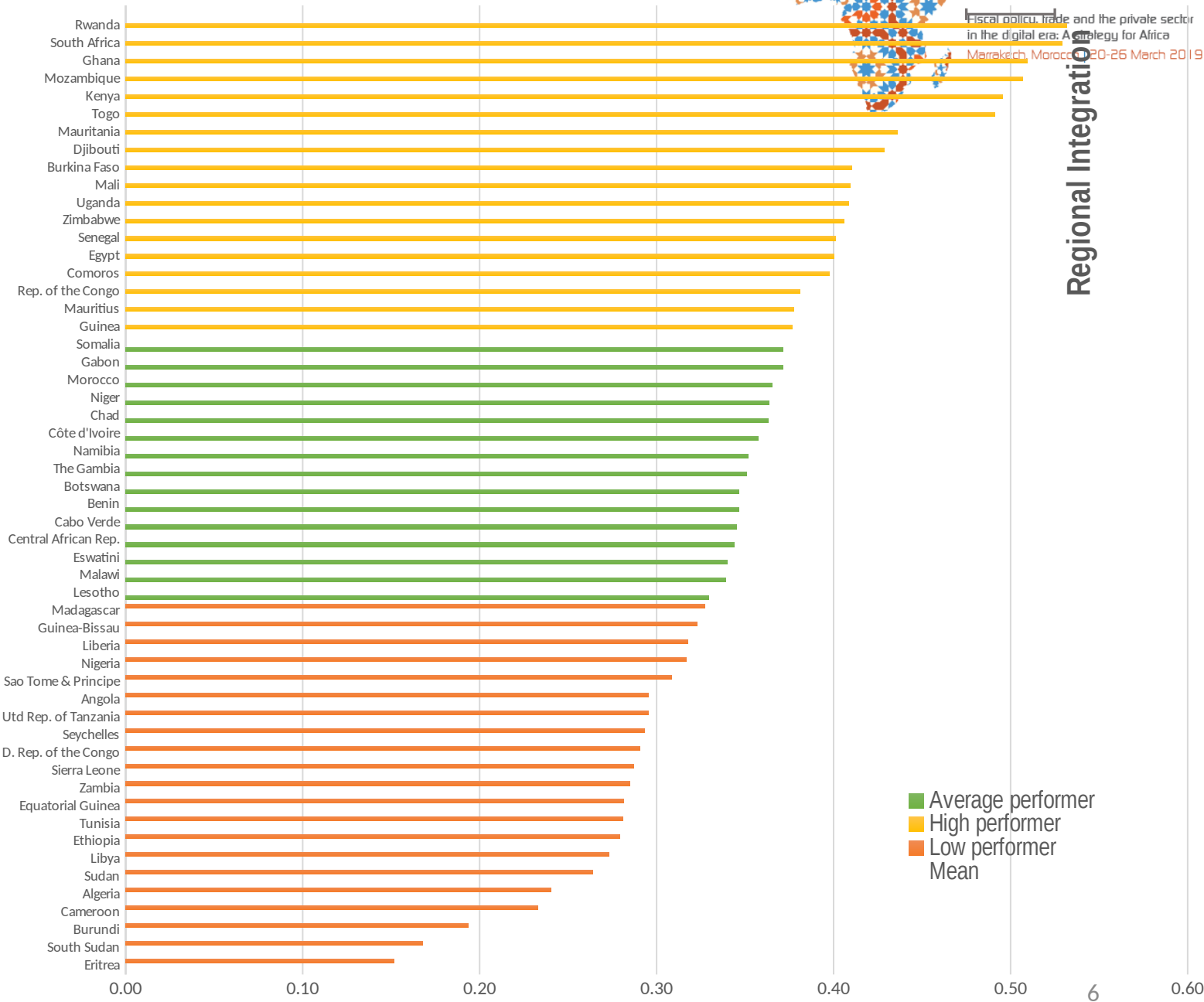


COM2019

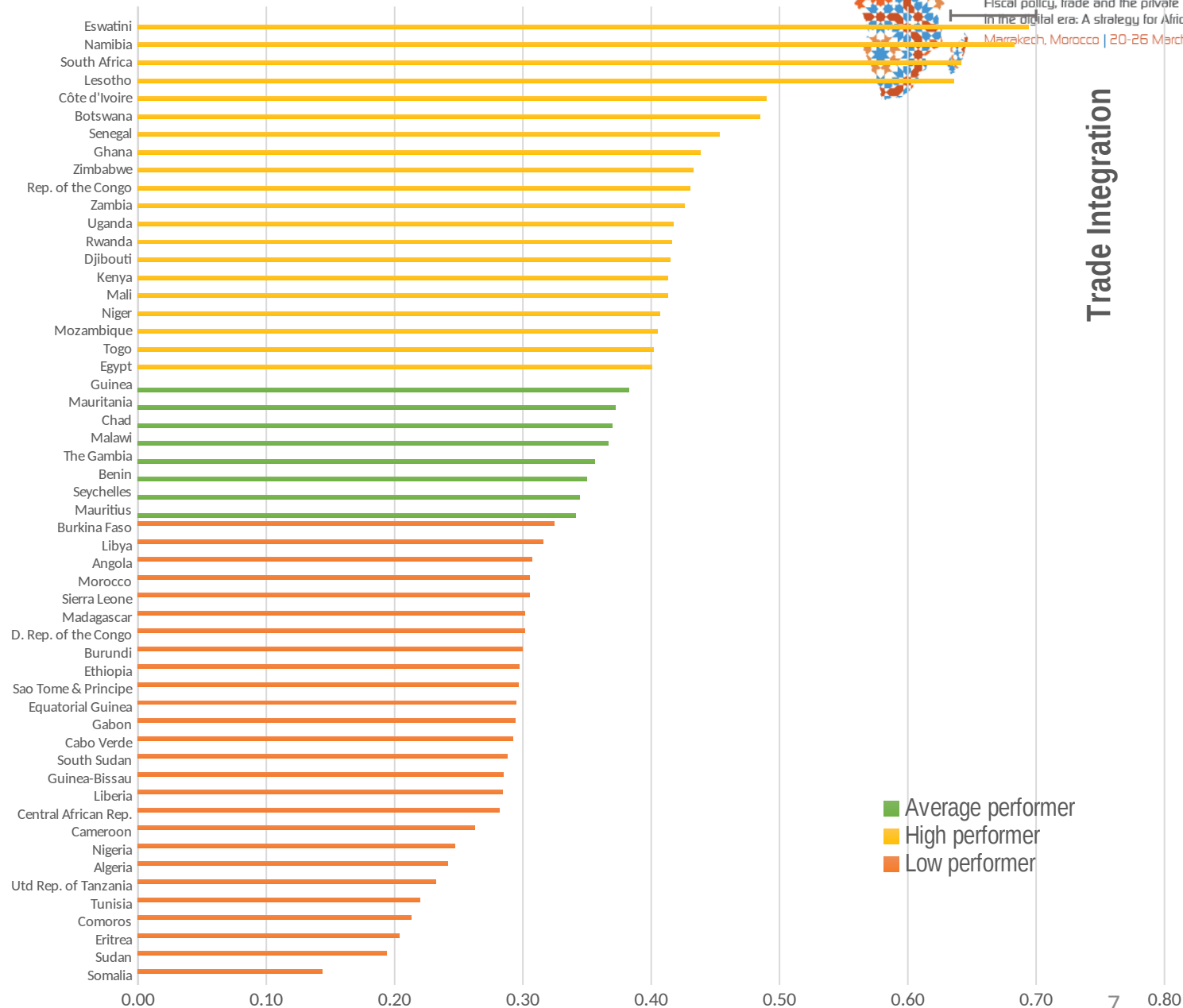
52nd Session of the Economic Commission for Africa

Fiscal policy, trade and the private sector in the digital era: A strategy for Africa

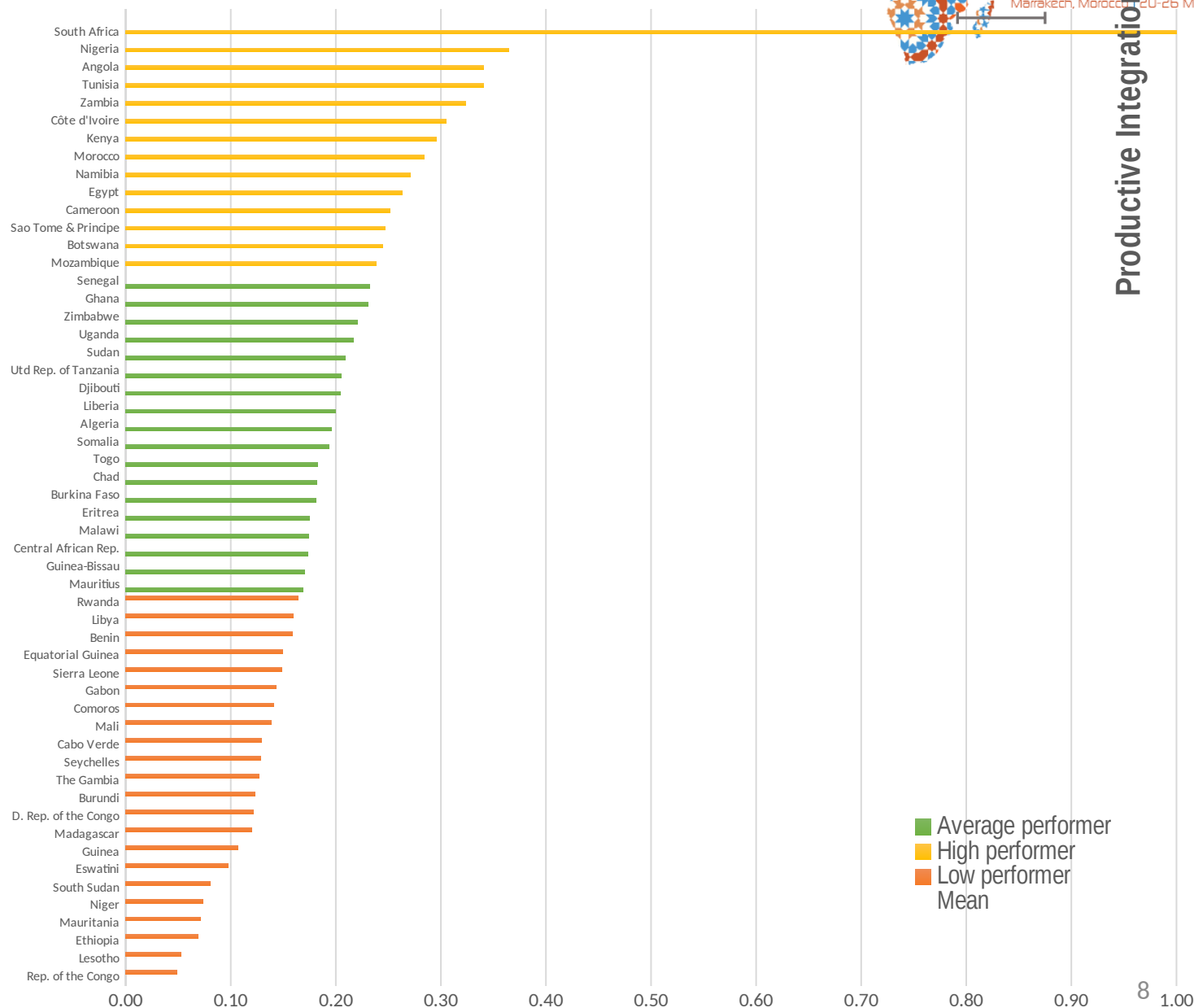
Marrakech, Morocco 20-26 March 2019



Illustrations from ARII Report 2019



Illustrations from ARII Report 2019





- **April 2016** : Launch of the Africa Regional Integration Index 2016 Report
- **May 2016** : Calls for ARII 2019 at 4th Retreat of the AU Executive Council
- **August 2016** : Design and Consultation on the framework of ARII 2019
- **April 2017 to March 2018**: Data Collection
- **December 2018** : Finalization of the advanced draft ARII Report 2019
- **January 2019** : EGM to review advanced draft ARII Report 2019
- **March 2019** : Revision of the draft ARII Report 2019
- **July-August 2019** : Launch of ARII Report 2019



THANK YOU!

Follow the conversation: #COM2019

More: www.uneca.org/cfm2019