

# DOING BUSINESS 2019

## Training for Reform



© 2019 International Bank for Reconstruction and Development / The World Bank  
1818 H Street NW, Washington DC 20433  
Telephone: 202-473-1000; Internet: [www.worldbank.org](http://www.worldbank.org)

This work is a product of the staff of The World Bank with external contributions. The findings, interpretations, and conclusions expressed in this work do not necessarily reflect the views of The World Bank, its Board of Executive Directors, or the governments they represent.

The World Bank does not guarantee the accuracy of the data included in this work. The boundaries, colors, denominations, and other information shown on any map in this work do not imply any judgment on the part of The World Bank concerning the legal status of any territory or the endorsement or acceptance of such boundaries.

#### **Rights and Permissions**

The material in this work is subject to copyright. Because The World Bank encourages dissemination of its knowledge, this work may be reproduced, in whole or in part, for noncommercial purposes as long as full attribution to this work is given.

Any queries on rights and licenses, including subsidiary rights, should be addressed to World Bank Publications, The World Bank Group, 1818 H Street NW, Washington, DC 20433, USA; fax: 202-522-2625; e-mail: [pubrights@worldbank.org](mailto:pubrights@worldbank.org).

Cover design: Corporate Visions, Inc.

# DOING BUSINESS 2019

## Training for Reform



COMPARING BUSINESS REGULATION FOR DOMESTIC FIRMS IN **190** ECONOMIES

A World Bank Group Flagship Report



# Resources on the Doing Business website

## Current features

News on the *Doing Business* project

<http://www.doingbusiness.org>

## Rankings

How economies rank—from 1 to 190

<http://www.doingbusiness.org/rankings>

## Data

All the data for 190 economies—topic rankings, indicator values, lists of regulatory procedures and details underlying indicators

<http://www.doingbusiness.org/data>

## Reports

Access to *Doing Business* reports as well as subnational and regional reports, case studies and customized economy and regional profiles

<http://www.doingbusiness.org/reports>

## Methodology

The methodologies and research papers underlying *Doing Business*

<http://www.doingbusiness.org/methodology>

## Research

Abstracts of papers on *Doing Business* topics and related policy issues

<http://www.doingbusiness.org/research>

## Doing Business reforms

Short summaries of DB2019 business regulation reforms and lists of reforms since DB2006

<http://www.doingbusiness.org/reforms>

## Historical data

Customized data sets since DB2004

<http://www.doingbusiness.org/custom-query>

## Law library

Online collection of business laws and regulations relating to business

<http://www.doingbusiness.org/law-library>

## Contributors

More than 13,800 specialists in 190 economies who participate in *Doing Business*

<http://www.doingbusiness.org/contributors/doing-business>

## Entrepreneurship data

Data on new business density (number of newly registered companies per 1,000 working-age people) for 143 economies

<http://www.doingbusiness.org/data/exploretopics/entrepreneurship>

## Ease of doing business score


Data benchmarking 190 economies to the best regulatory practice and an ease of doing business score calculator

<http://www.doingbusiness.org/data/ease-of-doingbusiness-score>

## Information on good practices

Showing where the many good practices identified by *Doing Business* have been adopted

<http://www.doingbusiness.org/data/good-practice>





# Contents

|    |                             |
|----|-----------------------------|
| iv | Foreword                    |
| 1  | Overview                    |
| 22 | About <i>Doing Business</i> |

## Case studies

|     |   |
|-----|---|
| 33  | Starting a Business and Registering Property:<br><i>The role of training in facilitating entrepreneurship and property rights</i> |
| 39  | Getting Electricity:<br><i>Understanding the benefits of wiring regulation</i>  |
| 46  | Trading Across Borders:<br><i>Training for trade facilitation</i>   |
| 53  | Enforcing Contracts and Resolving Insolvency:<br><i>Training and efficiency in the judicial system</i>                            |
| 61  | Annex: Labor Market Regulation:<br><i>Trends from Doing Business data</i>   |
| 67  | References  |
| 73  | Data Notes  |
| 126 | Ease of Doing Business Score and Ease of Doing Business Ranking   |
| 133 | Summaries of <i>Doing Business</i> Reforms in 2017/18   |
| 152 | Country Tables  |
| 216 | Acknowledgments   |



- *Doing Business 2019* is the 16th in a series of annual reports investigating the regulations that enhance business activity and those that constrain it. *Doing Business* presents quantitative indicators on business regulation and the protection of property rights that can be compared across 190 economies—from Afghanistan to Zimbabwe—and over time.
- Regulations affecting 11 areas of the life of a business are covered: starting a business, dealing with construction permits, getting electricity, registering property, getting credit, protecting minority investors, paying taxes, trading across borders, enforcing contracts, resolving insolvency and labor market regulation. The labor market regulation data are not included in this year's ranking on the ease of doing business.
- Data in *Doing Business 2019* are current as of May 1, 2018. The indicators are used to analyze economic outcomes and identify what reforms of business regulation have worked, where and why.





## Foreword

---

What gets measured gets done.

Over the past 15 years, no report has illustrated this aphorism better than *Doing Business*. Anchored in rigorous research and methodology, *Doing Business* gathers detailed and objective data on 11 areas of business regulation, helping governments diagnose issues in administrative procedures and correct them. The report measures complex regulatory processes by zeroing in on their quantifiable components, which can be contested, compared—over time and across economies—and, ultimately, reformed.


*Doing Business* has inspired thousands of articles published in peer-reviewed journals and created a platform for informed debate about regulatory and institutional frameworks for economic development. Many *Doing Business* indicators have been incorporated into the indexes of other institutions, which has spurred more debate about the ideal business climate to drive inclusive, sustainable economic growth.

Since its launch in 2003, *Doing Business* has inspired more than 3,500 reforms in the 10 areas of business regulation measured by the report. This year, we observed a peak in reform activity worldwide—128 economies undertook a record 314 reforms in 2017/18. Around the world, registering a business now takes an average of 20 days and costs

23% of income per capita, compared to 47 days and 76% of income per capita in 2006. Even more telling, today the average paid-in minimum capital that entrepreneurs must deposit is 6% of income per capita, compared with 145% of income per capita in 2006. The global average time to prepare, file and pay taxes has fallen from 324 hours in 2005 to 237 hours in 2017.

Sub-Saharan Africa has been the region with the highest number of reforms each year since 2012. This year, *Doing Business* captured a record 107 reforms across 40 economies in Sub-Saharan Africa, and the region's private sector is feeling the impact of these improvements. The average time and cost to register a business, for example, has declined from 59 days and 192% of income per capita in 2006 to 23 days and 40% of income per capita today. Furthermore, the average paid-in minimum capital has fallen from 212% of income per capita to 11% of income per capita in the same period.

This year's 10 top improvers include a range of economies—large and small; rich and poor—from five regions. The diversity shows that, regardless of background, any economy can improve business regulation when the will of policy makers is strong. With 13 reforms between them, China and India—two of the world's largest economies—are among the 10 top improvers. At the same



time Djibouti, a small economy, is also on the list with six reforms. And with a total of 12 business regulatory reforms between them, Afghanistan and Turkey are on the list of 10 top improvers for the first time in the report's history.

Perhaps most notably, four of the 10 top improvers—Afghanistan, Djibouti, Côte d'Ivoire and Togo—are countries suffering from fragility, conflict and violence. The World Bank Group and other organizations have worked closely with these economies to address pressing humanitarian and developmental needs, while also strengthening their legal and economic institutions.

*Doing Business* taught us that even with comprehensive evidence, reforms do

not necessarily follow. A ranking helps put the information in front of leaders and makes it hard to ignore. The report helped inspire the Human Capital Index (HCI), which we launched at the 2018 Annual Meetings in Indonesia. Like *Doing Business*, the HCI is based on the idea that, regardless of how complex an area may be, with solid research and methodology it can be measured. These types of data promote reform, not only because they are easy to analyze, trace and act on, but also because they increase transparency and accountability.

Governments have the enormous task of fostering an enabling environment for entrepreneurs and small and medium-size enterprises. Sound and efficient business regulation is critical for

entrepreneurship and a thriving private sector. Without them, we have no chance to end extreme poverty and boost shared prosperity around the world.

International institutions and research centers can play a central role by building a solid base of knowledge and data to inform governments, researchers and the general public. With *Doing Business*, the World Bank Group is fully committed to this mission. The reforms that the report inspires will help people reach their aspirations; drive inclusive, sustainable economic growth; and bring us one step closer to ending poverty on the face of the earth.



**Jim Yong Kim**  
President  
World Bank Group



# Overview

An economy cannot thrive without a healthy private sector. When local businesses flourish, they create jobs and generate income that can be spent and invested domestically. Any rational government that cares about the economic well-being and advancement of its constituency pays special attention to laws and regulations affecting local small and medium-size enterprises (SMEs). Effective business regulation affords micro and small firms the opportunity to grow, innovate and, when applicable, move from the informal to the formal sector of an economy. Like its 15 predecessors, *Doing Business 2019* continues to enable regulators to assess and benchmark their domestic business regulatory environments.

*Doing Business* advocates for both regulatory quality and efficiency. It is important to have effective rules in place that are easy to follow and understand. To realize economic gains, reduce corruption and encourage SMEs to flourish, unnecessary red tape should be eliminated. However, specific safeguards must be put in place to ensure high-quality business regulatory processes; efficiency alone is not enough for regulation to function well. What use is it when one can transfer property in just a few days and at a low cost, but the property registry contains unreliable information with incomplete geographic coverage? *Doing Business* exposes cases with evident discrepancies between regulatory quality and efficiency, signaling to regulators what needs to be reformed.

*Doing Business 2019* measures the processes for business incorporation, getting a building permit, obtaining an electricity connection, transferring property, getting access to credit, protecting

minority investors, paying taxes, engaging in international trade, enforcing contracts and resolving insolvency. *Doing Business* collects and publishes data on labor market regulation with a focus on the flexibility of employment regulation as well as several aspects of job quality. However, this regulatory area does not constitute part of the ease of doing business ranking (figure 1.1). For more details on the *Doing Business* indicators, see the data notes at <http://www.doingbusiness.org>.

Each of the measured business regulatory areas is important to nascent and existing entrepreneurs. However, as *Doing Business* data show, SME owners face drastically different realities across economies as they set up and operate their businesses. An entrepreneur in Uganda, for example, will spend nearly a month and undertake 13 procedures to set up a new company. The entrepreneur will then be required to manage another 18 interactions with different

- *Doing Business* captured a record 314 regulatory reforms between June 2, 2017, and May 1, 2018. Worldwide, 128 economies introduced substantial regulatory improvements making it easier to do business in all areas measured by *Doing Business*.
- The economies with the most notable improvement in *Doing Business 2019* are Afghanistan, Djibouti, China, Azerbaijan, India, Togo, Kenya, Côte d'Ivoire, Turkey and Rwanda.
- One-third of all business regulatory reforms recorded by *Doing Business 2019* were in the economies of Sub-Saharan Africa. With a total of 107 reforms, Sub-Saharan Africa once again has a record number this year.
- The BRIC economies—Brazil, the Russian Federation, India and China—introduced a total of 21 reforms, with getting electricity and trading across borders the most common areas of improvement.
- The 10 top economies in the ease of doing business ranking share common features of regulatory efficiency and quality, including mandatory inspections during construction, automated tools used by distribution utilities to restore service during power outages, strong safeguards available to creditors in insolvency proceedings and automated specialized commercial courts.
- Training opportunities for service providers and users are positively associated with the ease of doing business score. Similarly, increased public-private communication on legislative changes and processes affecting SMEs are associated with more reforms and better performance on the *Doing Business* indicators.



**FIGURE 1.1** What is measured in *Doing Business*?

Source: *Doing Business* database.

Note: Labor market regulation is not included in the ease of doing business ranking.

agencies and wait an additional four months to obtain a building permit. Once the construction of the warehouse is completed, the entrepreneur will need to wait another two months and cash out 7,513.6% of income per capita to obtain a connection to the electrical grid. In contrast, a Danish entrepreneur can expect to be able to register a new business in just 3.5 days, complete all required legal procedures to build a warehouse through seven steps in slightly over two months and secure a reliable electricity connection for about 100% of local income per capita. Differences in regulatory and institutional quality can affect how many new businesses are created and the dynamism of the private sector, which generates jobs and economic opportunities. In Denmark the average number of newly registered companies is eight per 1,000 workers per year, whereas in Uganda this figure is less than one new company per 1,000 workers per year.<sup>1</sup> Many factors explain this difference, including the level of business regulation.<sup>2</sup>

*Doing Business* does not claim to cover all the areas pertinent to private sector development and growth. The report has a set of clear limitations; *Doing Business* data alone are not sufficient to assess the overall competitiveness or foreign investment prospects of an economy. *Doing Business* does not assess market size, the soundness and depth of financial markets, macroeconomic conditions, foreign investment, security or political stability. However, the *Doing Business* indicators do offer insights for policy makers to identify areas for reform and improve the local business environment. For more information on what is measured and what is not, see the chapter About *Doing Business*.

## WHAT ARE THE BENEFITS OF IMPROVED BUSINESS REGULATION?

*Doing Business* includes 11 indicator sets that measure aspects of business regulation which are important to domestic

small and medium-size companies and national competitiveness. Evidence from economic literature corroborates the economic relevance and importance of the areas measured by *Doing Business*. In the case of the starting a business indicator set alone, more than 300 research articles have been published in the top 100 academic journals since 2003 assessing how the regulatory environment for entry affects a wide range of economic outcomes such as productivity, growth, employment and informality. Recent research shows the positive effects of improved business regulation. Fewer procedures and lower levels of minimum capital, for example, are positively and significantly associated with the process of starting a business. Where procedures are more complex or unclear, the likelihood of corruption is higher.<sup>3</sup> Another study discusses the benefits to companies of formal registration, such as greater access to new equipment and a larger scale of operations, which can lead to increased competitiveness and productivity.<sup>4</sup>

In the context of construction permitting, simplicity and transparency are key in allowing businesses to expand and build new and safe infrastructure. Research shows that regulatory burdens often pose substantial obstacles for investors. Discrepancies among existing laws, for example, can lead to unnecessary and even contradictory compliance requirements.<sup>5</sup> Furthermore, lengthy processing times for required approvals—as is the case in Ghana—can drive up costs and spur the development of an informal construction sector, where falsified construction permits result in unsafe infrastructure.<sup>6</sup>

Electricity is a necessity for any business to function properly and expand. It is also an important element in the competitiveness and strengthening of human capital in an economy. Research data indicate that higher electricity costs tend to have an adverse impact on businesses. As prices rise, firms shift their focus to less electricity-intensive production processes, resulting in reduced output and productivity.<sup>7</sup> Equally important is the reliability of a power connection. Recent research finds that power outages and deficient power infrastructure in Sub-Saharan Africa had a measurable negative impact on economic growth over the period 1995–2007.<sup>8</sup>

Similarly, clearly defined regulation and equal access to property rights are essential for enabling businesses to expand their operations. If governments do not put in place adequate land ownership protections and leave investors open to land disputes or property seizures, stakeholders would be disinclined to put money into land and property development projects. A recent study exploring whether political institutions have an impact on the effectiveness of economic reforms in promoting growth finds that financial and trade reforms are more effective in developing economies with sound property rights. This evidence suggests that sufficiently developed property rights may be a precondition for

reaping the growth benefits of reform.<sup>9</sup> Ample literature on the importance of property rights finds a strong association between investment, access to finance, productivity and economic growth.<sup>10</sup>

Another area measured by *Doing Business* is the protection of minority investors. Greater protection helps foster trust and confidence and, in turn, spurs greater access to finance for entrepreneurs.<sup>11</sup> The indicator set focuses on how policy makers mitigate the risk that corporate executives, directors and majority shareholders will use their position to advance their own interests at the expense of the company and other shareholders. Clear rules, robust rights and increased transparency are some of the regulatory instruments at their disposal. Corporate governance is a key determinant of investment efficiency,<sup>12</sup> while shareholders' ability to sue and hold directors accountable are essential checks and balances.<sup>13</sup>

Finally, the regulation of labor markets is critical as policy makers work to create more and better jobs for their citizens. Labor regulation is also an area of interest to researchers as they strive to assess the optimal balance between adequate worker protections and labor market efficiency. In India, for example, research shows that when faced with restrictive labor laws, firms choose to circumvent such legislation by hiring workers indirectly through contractors, especially in times of economic uncertainty.<sup>14</sup> Another study on foreign investment and the organization of global firms suggests that firms consider the strength of worker bargaining power when making sourcing decisions.<sup>15</sup>

*Doing Business 2014* presented a synthesis of the fast-growing literature published in top-ranking economic journals using *Doing Business* data for analysis or motivation.<sup>16</sup> The chapter reviews the different estimation methods used in economic analysis and summarizes the recent research by area of study and

methodology, including firm entry and labor market regulation, trade regulations and cost and tax regulations. *Doing Business 2016* also presented an extended review of the literature published in 70 top academic law journals focusing on four sets of indicators: enforcing contracts, getting credit (legal rights), protecting minority investors and resolving insolvency.<sup>17</sup> For further research insights, updated annually, see the chapter About *Doing Business* and the *Doing Business* website at <http://www.doingbusiness.org/research>.

## WHERE IS BUSINESS REGULATION BETTER?

*Doing Business* benchmarks aspects of business regulation and practice using specific case studies with standardized assumptions. Based on an economy's performance in each of the 11 measured areas, the report scores the efficiency and quality of the business environment. This approach facilitates the comparison of regulation and practice across economies and allows for changes to be tracked over time. The ease of doing business score (box 1.1) serves as the basis for ranking economies on their business environment: to obtain the ranking, economies are sorted by their scores. The ease of doing business score shows an economy's absolute position to the best regulatory practice, while the ease of doing business ranking is an indication of an economy's position relative to that of other economies.

The economies that rank highest in the ease of doing business (table 1.1) are those that have consistently well-designed business regulation or whose regulatory environments have thrived thanks to comprehensive reform over the years. The top three economies this year—New Zealand, Singapore and Denmark—exemplify a business-friendly environment. Meanwhile, Mauritius, which joins the group of

### BOX 1.1 What is the ease of doing business score?

This year the name of the *Doing Business* distance to frontier score has been changed to “ease of doing business score” to better reflect the main idea of the measure—a score indicating an economy’s position to the best regulatory practice. Nevertheless, the process for calculating the score remains the same. The score combines measures with different units such as time to start a company or procedures to transfer a property. The score captures the gap between an economy’s current performance and a measure of best regulatory practice set in *Doing Business 2015* across the entire sample of the same 41 indicators for 10 *Doing Business* indicator sets used in previous years. For example, according to the *Doing Business* database, across all economies and over time, the least time needed to start a business is 0.5 days, while in the worst 5% of cases it takes more than 100 days. Half a day is, therefore, considered the best performance, while 100 days is the worst. Higher scores show absolute better ease of doing business (the best score is set at 100), while lower scores show absolute poorer ease of doing business (the worst performance is set at 0). The percentage point scores of an economy on different indicators can be averaged together to obtain an aggregate score. For more details, see the chapter on the ease of doing business score and ease of doing business ranking available at <http://www.doingbusiness.org>.

top 20 economies this year (the only Sub-Saharan African economy to do so), has reformed its business environment methodically over time. Indeed, over the past decade Mauritius has reformed more than once in almost all areas measured by *Doing Business*.<sup>18</sup> Following seven reforms in the area of property registration captured by *Doing Business* since 2005, for example, the time needed to register property has decreased more than 12 times; the time needed for business incorporation has decreased almost 10 times as a result of four reforms in starting a business.<sup>19</sup>

A continuous and focused reform agenda keeps an economy competitive and vigilant, as others also keep improving. Two economies that enter the top 20 this year—the United Arab Emirates and Malaysia—have maintained such a reform momentum. The United Arab Emirates is the highest-ranking economy in the Middle East and North Africa region, with reforms captured in four areas. Six reforms in Malaysia were measured by *Doing Business*, resulting in the second highest regional improvement in the ease of doing business score.

Twelve of the top 20 economies are from the OECD high-income group; four are from East Asia and the Pacific, two are from Europe and Central Asia and one each is from Sub-Saharan Africa

and the Middle East and North Africa. Except for low-income economies, all income groups are represented. The regional diversity and varying income levels among the top 20 economies underscore the point that any economy can make it to the top, as long as it has few bureaucratic hurdles and strong laws and regulation. The efficiency and quality of regulation are what matter most for a good performance in the ease of doing business ranking.

The top 20 economies share a number of international good practices. In the area of starting a business, 13 of these economies have at least one procedure that can be completed online in 0.5 days. The electricity distribution utilities in all but one of the top 20 economies use automated tools, allowing for faster, more efficient and more secure restoration of service during power outages. In the areas of construction and land administration, in all top 20 economies mandatory inspections are always done in practice during the construction of a warehouse, and the majority have comprehensive geographic coverage. The quality of legal infrastructure and the strength of legal institutions is also robust. In all top 20 economies, for example, the insolvency framework stipulates that a creditor has the right to object to decisions accepting or rejecting creditors’ claims, providing strong safeguards to creditors in

insolvency proceedings. Court automation is prevalent, and judgments are enforced twice as fast on average (95.6 days) than in the remaining economies (200 days). These economies also have strong disclosure requirements in place to prevent the misuse of corporate assets by directors for personal gain. Most mandate that a shareholder must immediately disclose transactions—as well as any conflicts of interest—to other shareholders. To date, no economy has reached the best regulatory performance on all indicators; every economy can progress further by learning from the experience of others.

More trends emerge from the list of the top 50 economies. Regionally, almost 60% of the top 50 economies are from the OECD high-income group, followed by Europe and Central Asia (24%) and East Asia and the Pacific (12%). South Asia and Latin America and the Caribbean are the two regions absent from the top 50 ranking. Upper-middle-income economies represent almost 26% of the top 50 economies. Georgia, Kosovo and Moldova are the three lower-middle-income economies on the list and Rwanda is the only low-income economy. There is, however, a large variation between regions’ regulatory efficiency and regulatory quality (figure 1.2). While four of the 10 top improvers in *Doing Business 2019* are Sub-Saharan African economies, the



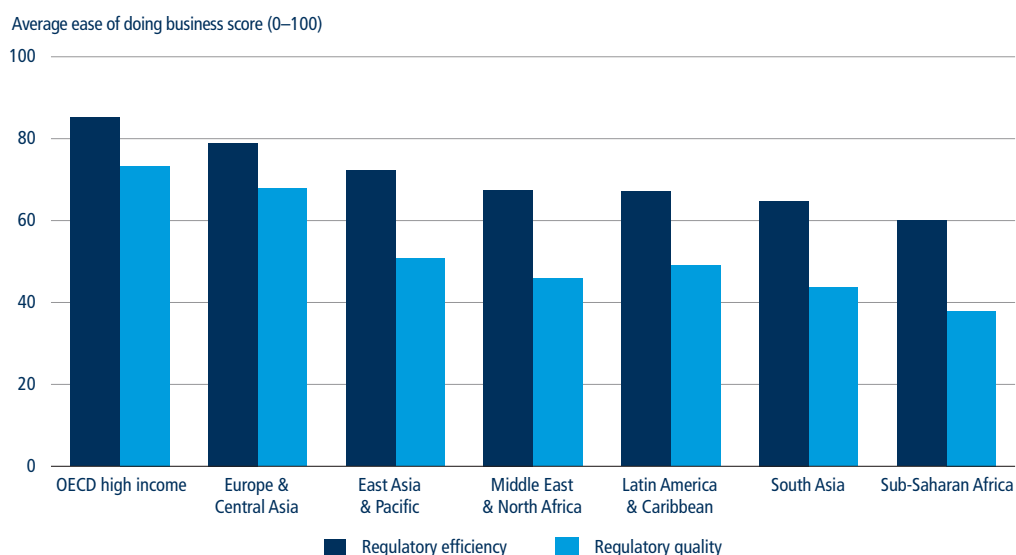
TABLE 1.1 Ease of doing business ranking

| Rank | Economy              | EODB score | EODB score change | Rank | Economy                | EODB score | EODB score change | Rank | Economy                        | EODB score | EODB score change |
|------|----------------------|------------|-------------------|------|------------------------|------------|-------------------|------|--------------------------------|------------|-------------------|
| 1    | New Zealand          | 86.59      | 0.00              | 65   | Colombia               | 69.24      | +0.20             | 129  | Barbados                       | 56.78      | 0.00              |
| 2    | Singapore            | 85.24      | +0.27             | 66   | Luxembourg             | 69.01      | 0.00              | 130  | St. Vincent and the Grenadines | 56.35      | +0.01             |
| 3    | Denmark              | 84.64      | +0.59             | 67   | Costa Rica             | 68.89      | -0.47             | 131  | Cabo Verde                     | 55.95      | +0.02             |
| 4    | Hong Kong SAR, China | 84.22      | +0.04             | 68   | Peru                   | 68.83      | +0.56             | 132  | Nicaragua                      | 55.64      | +0.37             |
| 5    | Korea, Rep.          | 84.14      | -0.01             | 69   | Vietnam                | 68.36      | +1.59             | 133  | Palau                          | 55.59      | +0.01             |
| 6    | Georgia              | 83.28      | +0.48             | 70   | Kyrgyz Republic        | 68.33      | +2.57             | 134  | Guyana                         | 55.57      | -1.21             |
| 7    | Norway               | 82.95      | +0.25             | 71   | Ukraine                | 68.25      | +0.94             | 135  | Mozambique                     | 55.53      | +1.78             |
| 8    | United States        | 82.75      | -0.01             | 72   | Greece                 | 68.08      | -0.12             | 136  | Pakistan                       | 55.31      | +2.53             |
| 9    | United Kingdom       | 82.65      | +0.33             | 73   | Indonesia              | 67.96      | +1.42             | 137  | Togo                           | 55.20      | +6.32             |
| 10   | Macedonia, FYR       | 81.55      | +0.32             | 74   | Mongolia               | 67.74      | +0.27             | 138  | Cambodia                       | 54.80      | +0.41             |
| 11   | United Arab Emirates | 81.28      | +2.37             | 75   | Jamaica                | 67.47      | +0.55             | 139  | Maldives                       | 54.43      | +0.10             |
| 12   | Sweden               | 81.27      | 0.00              | 76   | Uzbekistan             | 67.40      | +1.08             | 140  | St. Kitts and Nevis            | 54.36      | +0.01             |
| 13   | Taiwan, China        | 80.90      | +0.24             | 77   | India                  | 67.23      | +6.63             | 141  | Senegal                        | 54.15      | +0.37             |
| 14   | Lithuania            | 80.83      | +0.29             | 78   | Oman                   | 67.19      | -0.02             | 142  | Lebanon                        | 54.04      | +0.07             |
| 15   | Malaysia             | 80.60      | +2.57             | 79   | Panama                 | 66.12      | +0.41             | 143  | Niger                          | 53.72      | +1.24             |
| 16   | Estonia              | 80.50      | +0.01             | 80   | Tunisia                | 66.11      | +1.51             | 144  | Tanzania                       | 53.63      | +0.34             |
| 17   | Finland              | 80.35      | +0.05             | 81   | Bhutan                 | 66.08      | +0.20             | 145  | Mali                           | 53.50      | +0.23             |
| 18   | Australia            | 80.13      | -0.01             | 82   | South Africa           | 66.03      | +1.37             | 146  | Nigeria                        | 52.89      | +1.37             |
| 19   | Latvia               | 79.59      | +0.33             | 83   | Qatar                  | 65.89      | +0.64             | 147  | Grenada                        | 52.71      | +0.07             |
| 20   | Mauritius            | 79.58      | +1.29             | 84   | Malta                  | 65.43      | +0.28             | 148  | Mauritania                     | 51.99      | +0.92             |
| 21   | Iceland              | 79.35      | +0.05             | 85   | El Salvador            | 65.41      | +0.21             | 149  | Gambia, The                    | 51.72      | +0.23             |
| 22   | Canada               | 79.26      | +0.38             | 86   | Botswana               | 65.40      | +0.46             | 150  | Marshall Islands               | 51.62      | +0.01             |
| 23   | Ireland              | 78.91      | -0.51             | 87   | Zambia                 | 65.08      | +1.48             | 151  | Burkina Faso                   | 51.57      | +0.12             |
| 24   | Germany              | 78.90      | 0.00              | 88   | San Marino             | 64.74      | +2.27             | 152  | Guinea                         | 51.51      | +2.02             |
| 25   | Azerbaijan           | 78.64      | +7.10             | 89   | Bosnia and Herzegovina | 63.82      | +0.27             | 153  | Benin                          | 51.42      | +0.13             |
| 26   | Austria              | 78.57      | +0.03             | 90   | Samoa                  | 63.77      | +0.01             | 154  | Lao PDR                        | 51.26      | +0.11             |
| 27   | Thailand             | 78.45      | +1.06             | 91   | Tonga                  | 63.59      | +0.03             | 155  | Zimbabwe                       | 50.44      | +1.92             |
| 28   | Kazakhstan           | 77.89      | +0.73             | 92   | Saudi Arabia           | 63.50      | +1.62             | 156  | Bolivia                        | 50.32      | +0.15             |
| 29   | Rwanda               | 77.88      | +4.15             | 93   | St. Lucia              | 63.02      | +0.06             | 157  | Algeria                        | 49.65      | +2.06             |
| 30   | Spain                | 77.68      | +0.07             | 94   | Vanuatu                | 62.87      | -0.21             | 158  | Kiribati                       | 49.07      | +0.33             |
| 31   | Russian Federation   | 77.37      | +0.61             | 95   | Uruguay                | 62.60      | +0.34             | 159  | Ethiopia                       | 49.06      | +0.91             |
| 32   | France               | 77.29      | +0.99             | 96   | Seychelles             | 62.41      | -0.01             | 160  | Micronesia, Fed. Sts.          | 48.99      | 0.00              |
| 33   | Poland               | 76.95      | -0.36             | 97   | Kuwait                 | 62.20      | +0.75             | 161  | Madagascar                     | 48.89      | +0.71             |
| 34   | Portugal             | 76.55      | -0.07             | 98   | Guatemala              | 62.17      | +1.01             | 162  | Sudan                          | 48.84      | +3.75             |
| 35   | Czech Republic       | 76.10      | +0.05             | 99   | Djibouti               | 62.02      | +8.87             | 163  | Sierra Leone                   | 48.74      | +0.15             |
| 36   | Netherlands          | 76.04      | +0.01             | 100  | Sri Lanka              | 61.22      | +1.80             | 164  | Comoros                        | 48.66      | +0.14             |
| 37   | Belarus              | 75.77      | +0.72             | 101  | Fiji                   | 61.15      | +0.04             | 165  | Suriname                       | 48.05      | -0.05             |
| 38   | Switzerland          | 75.69      | +0.01             | 102  | Dominican Republic     | 61.12      | +0.55             | 166  | Cameroon                       | 47.78      | +0.83             |
| 39   | Japan                | 75.65      | +0.05             | 103  | Dominica               | 61.07      | +0.04             | 167  | Afghanistan                    | 47.77      | +10.64            |
| 40   | Slovenia             | 75.61      | +0.02             | 104  | Jordan                 | 60.98      | +1.42             | 168  | Burundi                        | 47.41      | +0.73             |
| 41   | Armenia              | 75.37      | +2.06             | 105  | Trinidad and Tobago    | 60.81      | -0.12             | 169  | Gabon                          | 45.58      | -0.23             |
| 42   | Slovak Republic      | 75.17      | +0.29             | 106  | Lesotho                | 60.60      | +0.19             | 170  | São Tomé and Príncipe          | 45.14      | +0.30             |
| 43   | Turkey               | 74.33      | +4.34             | 107  | Namibia                | 60.53      | +0.24             | 171  | Iraq                           | 44.72      | +0.04             |
| 44   | Kosovo               | 74.15      | +0.44             | 108  | Papua New Guinea       | 60.12      | +1.19             | 171  | Myanmar                        | 44.72      | +0.51             |
| 45   | Belgium              | 73.95      | +2.24             | 109  | Brazil                 | 60.01      | +2.96             | 173  | Angola                         | 43.86      | +2.16             |
| 46   | China                | 73.64      | +8.64             | 110  | Nepal                  | 59.63      | -0.32             | 174  | Liberia                        | 43.51      | -0.04             |
| 47   | Moldova              | 73.54      | +0.38             | 111  | Malawi                 | 59.59      | +0.84             | 175  | Guinea-Bissau                  | 42.85      | +0.27             |
| 48   | Serbia               | 73.49      | +0.17             | 112  | Antigua and Barbuda    | 59.48      | +0.06             | 176  | Bangladesh                     | 41.97      | +0.91             |
| 49   | Israel               | 73.23      | +0.64             | 113  | Paraguay               | 59.40      | +0.41             | 177  | Equatorial Guinea              | 41.94      | +0.28             |
| 50   | Montenegro           | 72.73      | +0.20             | 114  | Ghana                  | 59.22      | +2.06             | 178  | Timor-Leste                    | 41.60      | +1.71             |
| 51   | Italy                | 72.56      | -0.15             | 115  | Solomon Islands        | 59.17      | +0.33             | 179  | Syrian Arab Republic           | 41.57      | +0.02             |
| 52   | Romania              | 72.30      | -0.53             | 116  | West Bank and Gaza     | 59.11      | +0.39             | 180  | Congo, Rep.                    | 39.83      | +0.36             |
| 53   | Hungary              | 72.28      | +0.34             | 117  | Eswatini               | 58.95      | +0.13             | 181  | Chad                           | 39.36      | +1.15             |
| 54   | Mexico               | 72.09      | -0.18             | 118  | Bahamas, The           | 58.90      | +0.77             | 182  | Haiti                          | 38.52      | +0.11             |
| 55   | Brunei Darussalam    | 72.03      | +1.85             | 119  | Argentina              | 58.80      | +0.87             | 183  | Central African Republic       | 36.90      | +2.67             |
| 56   | Chile                | 71.81      | +0.37             | 120  | Egypt, Arab Rep.       | 58.56      | +2.74             | 184  | Congo, Dem. Rep.               | 36.85      | +0.67             |
| 57   | Cyprus               | 71.71      | +0.44             | 121  | Honduras               | 58.22      | +0.09             | 185  | South Sudan                    | 35.34      | +2.04             |
| 58   | Croatia              | 71.40      | +0.34             | 122  | Côte d'Ivoire          | 58.00      | +4.94             | 186  | Libya                          | 33.44      | +0.23             |
| 59   | Bulgaria             | 71.24      | +0.11             | 123  | Ecuador                | 57.94      | +0.12             | 187  | Yemen, Rep.                    | 32.41      | -0.59             |
| 60   | Morocco              | 71.02      | +2.46             | 124  | Philippines            | 57.68      | +1.36             | 188  | Venezuela, RB                  | 30.61      | -0.24             |
| 61   | Kenya                | 70.31      | +5.25             | 125  | Belize                 | 57.13      | +0.02             | 189  | Eritrea                        | 23.07      | +0.13             |
| 62   | Bahrain              | 69.85      | +1.82             | 126  | Tajikistan             | 57.11      | +0.08             | 190  | Somalia                        | 20.04      | +0.06             |
| 63   | Albania              | 69.51      | +0.50             | 127  | Uganda                 | 57.06      | +0.65             |      |                                |            |                   |
| 64   | Puerto Rico (U.S.)   | 69.46      | +0.20             | 128  | Iran, Islamic Rep.     | 56.98      | +2.34             |      |                                |            |                   |

Source: Doing Business database.

Note: The ease of doing business rankings are benchmarked to May 1, 2018, and based on the average of each economy's ease of doing business scores for the 10 topics included in the aggregate ranking. For the economies for which the data cover two cities, scores are a population-weighted average for the two cities. A positive change indicates an improvement in the score between 2016/17 and 2017/18 (and therefore an improvement in the overall business environment as measured by *Doing Business*), while a negative change indicates a deterioration and a 0.00 indicates no change in the score.



**FIGURE 1.2** Gaps between regulatory efficiency and regulatory quality are observed across all regions

Source: *Doing Business* database.

Note: The ease of doing business score for regulatory efficiency is the aggregate score for the procedures (where applicable), time and cost indicators from the following indicator sets: starting a business (also including the minimum capital requirement indicator), dealing with construction permits, getting electricity, registering property, paying taxes (including the postfiling index), trading across borders, enforcing contracts and resolving insolvency. The ease of doing business score for regulatory quality is the aggregate score for getting credit and protecting minority investors as well as the regulatory quality indices from the indicator sets for dealing with construction permits, getting electricity, registering property, enforcing contracts and resolving insolvency.

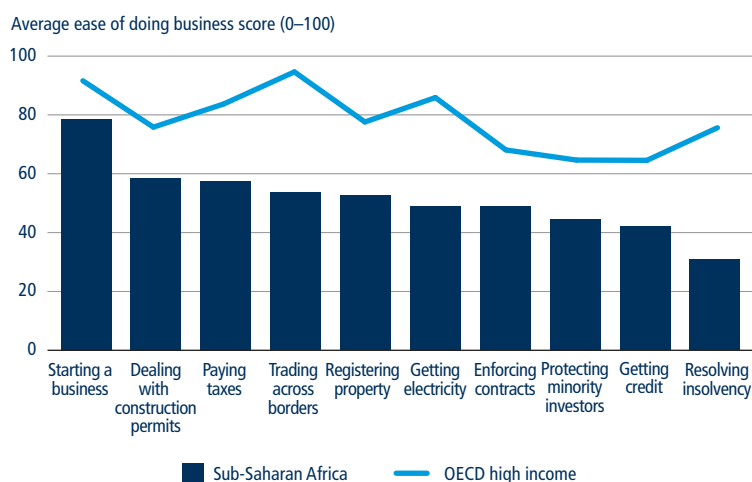
region has room for further progress: its average ease of doing business score for regulatory quality is less than 40, compared to 73 in OECD high-income economies. Similarly, the average ease of doing business score for regulatory efficiency is 60, compared to 85 among OECD high-income economies.

Not surprisingly, large gaps exist between the performance of Sub-Saharan Africa and OECD high-income economies (figure 1.3). Sub-Saharan African economies score significantly lower than the most efficient economies in all areas. The gap in the score is significantly wider in the areas of trading across borders (41 points) and getting electricity (36 points). The area with the largest score difference is resolving insolvency, where the gap between Sub-Saharan African economies and the best performers is 44 points.

Substantial variations in performance among Sub-Saharan African economies present an opportunity for policy

makers to learn from the experience of their neighbors. In the area of getting credit, for example, officials in Angola (ranked 184) and Eritrea (186) could learn from the experience of Rwanda and Zambia (both ranked 3). The two

latter economies share many of the good practices found in OECD high-income economies, including reliable secured transaction laws and robust credit information sharing available through credit bureaus or registries.

**FIGURE 1.3** Resolving insolvency is the area with the biggest gap between Sub-Saharan African economies and OECD high-income economies

Source: *Doing Business* database.

The area of resolving insolvency is the most challenging of all worldwide (figure 1.4), yet this should not discourage economies from taking steps in this direction. For example, in 2017/18, as a result of introducing several changes to its insolvency framework, including facilitating the continuation of the debtor's business during insolvency proceedings, providing for equal treatment of creditors in reorganization proceedings and granting creditors greater participation in the insolvency proceedings, Kenya progressed toward the best regulatory practice by 14 points in the score for resolving insolvency.

Variation across areas of regulation, as measured by the ease of doing business ranking, is also frequently observed across all economies, regardless of income level. Among high-income economies, for example, New Zealand ranks 1 for starting a business, but 21 for enforcing contracts. Rwanda, a low-income economy, ranks 2 for registering property and 3 for getting credit, but 88 for trading across borders and 51 for starting a business. China is ranked 6 for enforcing contracts but 28 for starting a business, while Morocco—classified as a lower-middle-income

economy—ranks 25 for paying taxes but 112 for getting credit.

If the process of starting a business is already relatively easy, but the lack of a credit information system or a collateral register can make it difficult for firms to obtain credit, entrepreneurs will face hurdles that could negatively impact the wider economy as they struggle to meet their potential or compete. The opposite can also be true—an economy can have a high-quality land administration system and reliable credit reporting mechanisms, but cumbersome business incorporation processes. As a result, firms may be discouraged from formal entry, with negative consequences for the economy including lower rates of formal employment and tax collection.

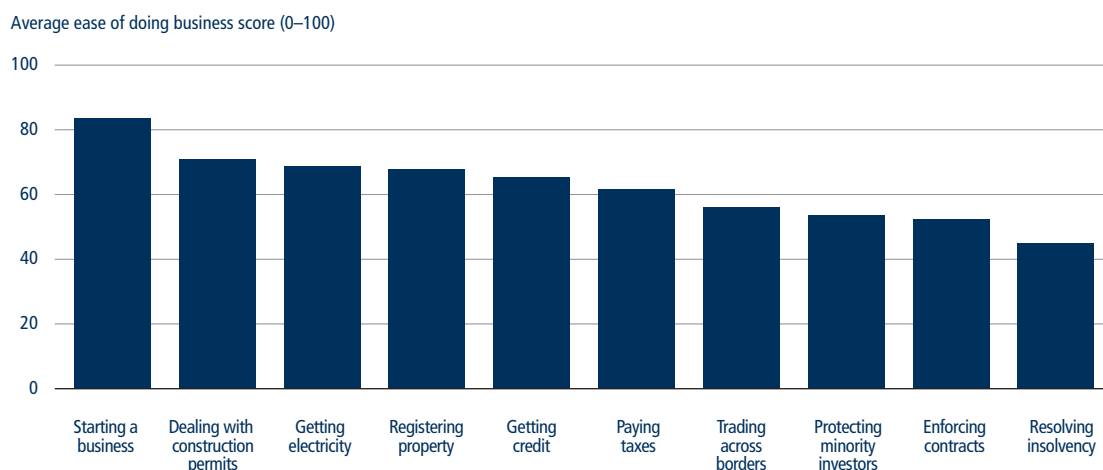
Since *Doing Business 2005* more than 3,500 business regulatory reforms have been implemented across the 190 economies measured by *Doing Business*.

**Substantial variations in performance among Sub-Saharan African economies present an opportunity for policy makers to learn from the experience of their neighbors.**

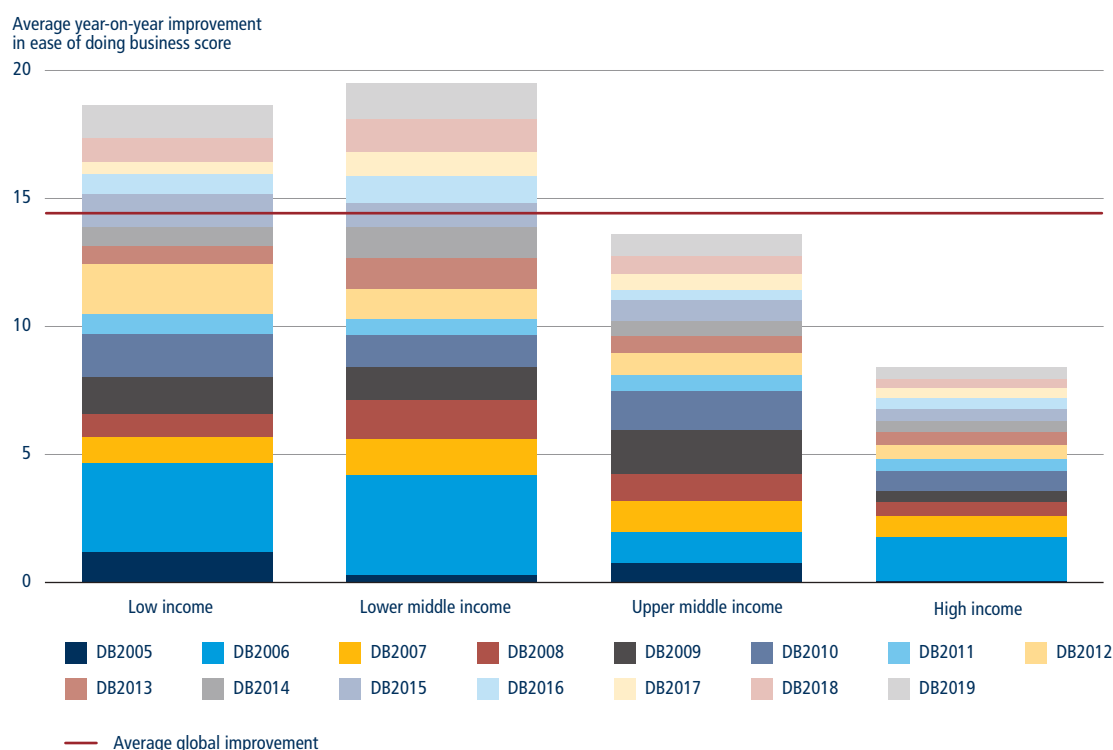
The majority of these reforms have been made in low- and lower-middle-income economies. In this year's report, 73% of low-income economies and 85% of lower-middle-income economies reformed in at least one area. Such reform dynamism explains the significant improvements in business regulation that low- and lower-middle-income economies have achieved compared to upper-middle-income and high-income economies (figure 1.5).

The three regions which have improved the most since 2004 are Europe and Central Asia, Sub-Saharan Africa and the Middle East and North Africa. Together, these regions have introduced more reforms than the other four regions combined. With 905 reforms, Sub-Saharan Africa holds the record for the highest total number of reforms captured by *Doing Business* over the past 15 years. Moreover, the region also recorded the highest number of reforms in 11 of those 15 years. For the same

**FIGURE 1.4** Which area is easier for entrepreneurs and which is more difficult?



Source: *Doing Business* database.

**FIGURE 1.5** Low- and lower-middle-income economies have made bigger improvements over time

Source: *Doing Business* database.

Note: The red line shows the average global improvement in the ease of doing business score since 2004. The measure is normalized to range from 0 to 100, with 100 representing the best regulatory performance. Because of changes over the years in methodology and in the economies and indicators included, the improvements are measured year on year using pairs of consecutive years with comparable data.

period, Europe and Central Asia has, however, maintained the highest average number of reforms per economy per year making it easier to do business (2.03), followed by Sub-Saharan Africa (1.26) and South Asia (1.23).

Slowly, but consistently, the economies most in need of business regulatory reform are adopting global good practices and converging toward the best regulatory performance. In 2006 the average time to start a business in Sub-Saharan African economies was 59 days; today the average is 23 days, significantly closer to the high-income economy average of 9 days (figure 1.6). Similarly, the gap between low- and high-income economies on the extent of disclosure index has narrowed over the past decade.<sup>20</sup> In 2009 low-income economies averaged a score of 4.6 on the extent of disclosure

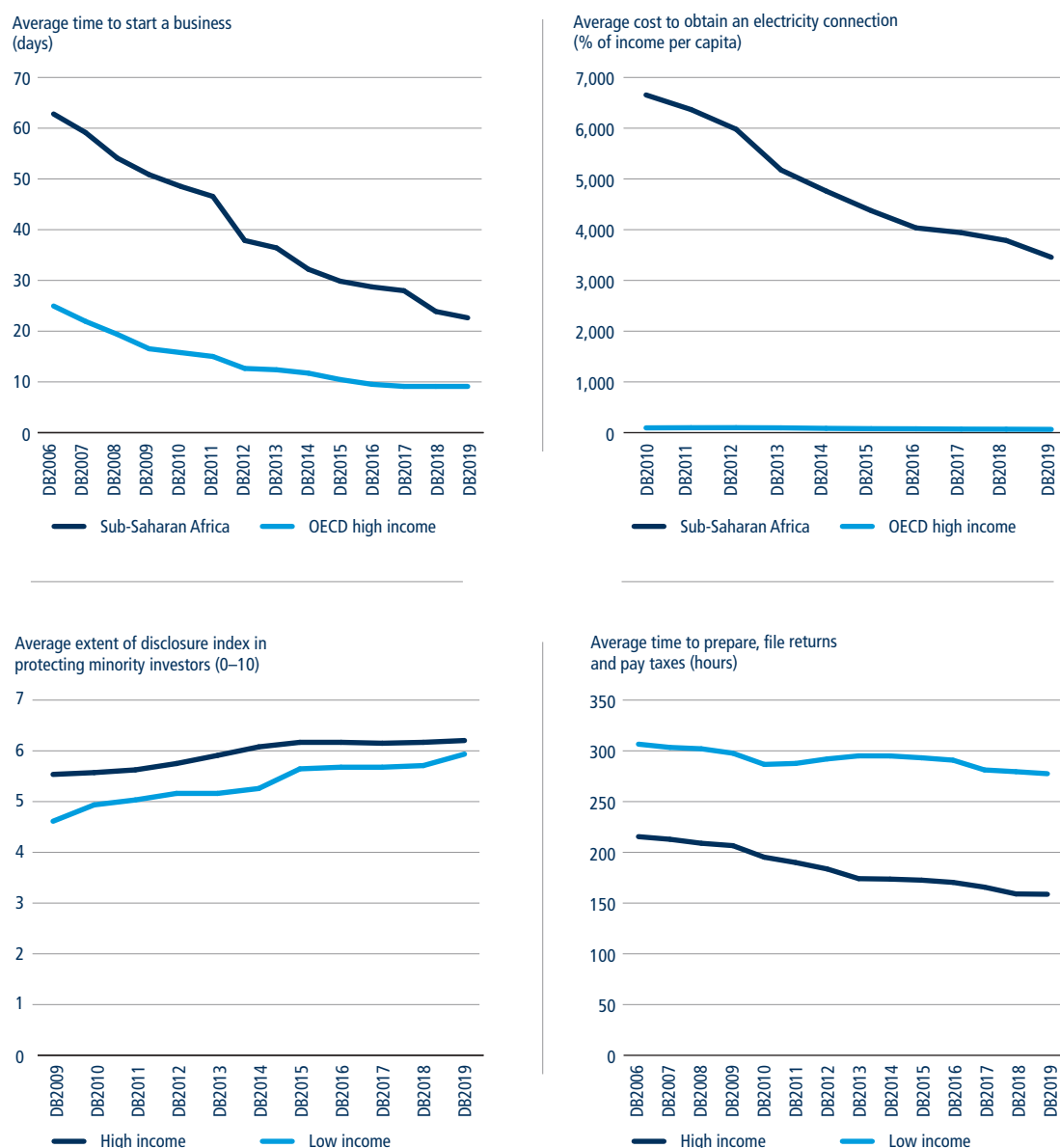
index; today their score is almost 6—within 0.4 points of the high-income economy average. Although this shows a substantial gradual convergence, not all areas have experienced the same pace of improvement. Since 2006 low-income economies have reduced the time to pay taxes, for example, by only 29 hours on average, compared to a reduction of 57 hours on average—nearly twice as much—by high-income economies (which had 100-hours faster head start on average to begin with).

Change takes time, especially when the starting point is characterized by weak institutions and costly, cumbersome processes. However, the reform trends captured by *Doing Business* suggest a strong impetus for change in low- and lower-middle-income economies. Recent research shows that poverty is reduced

when economies adopt business-friendly regulation.<sup>21</sup>

## WHICH ECONOMIES IMPROVED THE MOST IN DOING BUSINESS IN 2017/18?

Governments worldwide invest substantial effort in changing business regulatory frameworks to make doing business easier for entrepreneurs. Such efforts can range from straightforward changes (for example, reducing the fees for obtaining a building permit in Cambodia or publishing fee schedules and service standards for property transfer in Tunisia) to substantial revisions of legislation (the Kyrgyz Republic's new civil procedure code) or the establishment of new institutions (such as specialized commercial benches in Ethiopia or intermediate

**FIGURE 1.6** Areas where economies are converging and areas where they are not

Source: *Doing Business* database.

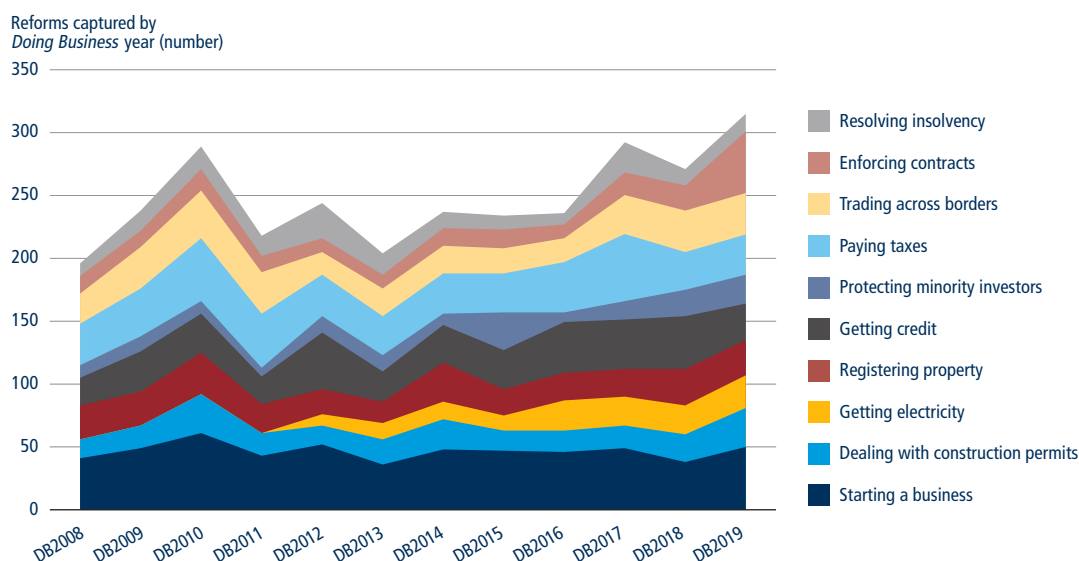
Note: The upper left-hand side graph includes 174 economies where data is available back to *Doing Business* 2006. The upper right-hand side graph includes 183 economies where data is available back to *Doing Business* 2010. The lower left-hand side graph includes 182 economies where data is available back to *Doing Business* 2009. The lower right-hand side graph includes 174 economies where data is available back to *Doing Business* 2006.

customs posts in El Salvador). While the variety of activities that can be undertaken to improve the ease of doing business is extensive, they are all aimed at streamlining processes, increasing procedural and legislative efficiency and improving the accessibility and transparency of information. For more details on

how *Doing Business* identifies changes as a reform, see the data notes at <http://www.doingbusiness.org>.

In the past year, *Doing Business* observed a peaking of reform activity worldwide. From June 2, 2017, to May 1, 2018, 128 economies implemented a record 314

regulatory reforms improving the business climate (see table 1A.1 at the end of this chapter). The previous record was set by *Doing Business* 2017, which captured 290 reforms implemented by 137 economies (figure 1.7). Almost one-third of all reforms recorded in 2017/18 were implemented in two

**FIGURE 1.7** *Doing Business 2019* captured a record 314 reforms in 128 economies

Source: *Doing Business* database.

Note: The getting electricity indicator set was added in *Doing Business 2012*. The report's geographical coverage has gradually expanded from 178 economies in *Doing Business 2008* to 181 in *Doing Business 2009*, 183 in *Doing Business 2010*, 185 in *Doing Business 2013*, 189 in *Doing Business 2014* and 190 economies since *Doing Business 2017*.

areas—starting a business and enforcing contracts (table 1.2). *Doing Business 2019* also recorded the lowest number of changes to making it more burdensome for businesses to operate since *Doing Business 2007*.<sup>22</sup>

In 2017/18, one-quarter of economies measured by *Doing Business* made

starting a business easier by reducing the procedures, time or cost associated with company incorporation. Twenty-three of the 50 economies that reformed in this area did so by simplifying preregistration or registration formalities. Such changes can vary from integrating multiple application forms into a single registration template to abolishing requirements for

site inspections or bank certificates prior to company incorporation. By allowing voluntary value added tax registration at the time of business incorporation, Georgia reduced its relative gap to the best regulatory performance on starting a business the most in 2017/18. Previously, entrepreneurs had to make a separate visit to the Revenue Service for value added tax registration after company registration. Georgia also enhanced its existing one-stop shop for business incorporation, allowing entrepreneurs to start a company through a single procedure.

**TABLE 1.2** Starting a business continues to be the most popular area of reform in 2017/18

| Area of reform                    | Number of reforms in 2017/18 | Region(s) with the highest share of reformers in 2017/18 |
|-----------------------------------|------------------------------|--|
| Starting a business               | 50                           | East Asia & Pacific                                      |
| Dealing with construction permits | 31                           | Europe & Central Asia                                    |
| Getting electricity               | 26                           | East Asia & Pacific                                      |
| Registering property              | 28                           | Sub-Saharan Africa                                       |
| Getting credit                    | 29                           | Middle East & North Africa and South Asia                |
| Protecting minority investors     | 23                           | Middle East & North Africa                               |
| Paying taxes                      | 31                           | South Asia   |
| Trading across borders            | 33                           | Europe & Central Asia                                    |
| Enforcing contracts               | 49                           | Sub-Saharan Africa                                       |
| Resolving insolvency              | 14                           | South Asia   |

Source: *Doing Business* database.

Note: The labor market regulation indicators also recorded 19 regulatory changes in *Doing Business 2019*. These changes are not included in the total reform count.

The second highest number of business regulatory reforms (49) captured by *Doing Business 2019* is in the area of enforcing contracts. This uptick in reform can be attributed mainly to the achievements of the 17 member states of the Organization for the Harmonization of Business Law in Africa, known by its French acronym OHADA. The organization adopted a Uniform Act on Mediation in 2017 (filling a legislative void that existed in most OHADA member states) which introduced mediation as

an amicable mode of dispute settlement. The OHADA Uniform Act adopts a broad scope of application by covering conventional and judicial mediation and sets out the guiding principles for the conduct of mediation.

*Doing Business* also recorded a historic number of reforms (26) in the area of getting electricity. East Asia and the Pacific has the highest share of reformers, with 28% of economies from this region improving on the getting electricity indicators. Sub-Saharan African economies recorded eight reforms in this area, the highest number of any region worldwide.

The economies of Europe and Central Asia and Sub-Saharan Africa were the most active in reforming their regulatory frameworks in 2017/18, with four of every five economies substantially improving business regulations in both regions. Nineteen economies in Europe and Central Asia implemented a total of 54 regulatory reforms improving the business environment. A total of 107 business regulatory reforms were recorded by *Doing Business* across 40

economies in Sub-Saharan Africa. Both regions captured reforms in every topic measured by *Doing Business*. Indeed, reforms undertaken by economies in these two regions represent half of all reforms recorded globally. In 2017/18 Sub-Saharan Africa implemented the most reforms ever recorded by *Doing Business* and the highest total number of reforming economies.

On average, Sub-Saharan African economies increased their ease of doing business scores by 0.99 points this year, slightly below the average improvement of 1.00 point for economies in Europe and Central Asia. With an increase of 2.73 points on average, South Asian economies recorded the largest score improvement. This achievement is not surprising as the region has the highest average number of reforms per reforming economy—a total of 19 reforms were implemented by five of the eight economies that comprise the region. The lowest share of reformers was observed in the OECD high-income group where 16 of 34 economies implemented a total of 23 reforms (or 7% of the global count). Latin America and the

Caribbean (which is the fourth highest scoring region) had the second lowest share of reformers with 56% of economies implementing reforms in 2017/18. Naturally, economies in these two regions had the lowest average increase in their ease of doing business score in 2017/18: +0.16 points on average in OECD high-income economies (which is the highest performing region and therefore has little room for improvement) and +0.22 points on average in Latin America and the Caribbean.

Worldwide, the 10 economies showing the most notable improvement in performance on the *Doing Business* indicators in 2017/18 are Afghanistan, Djibouti, China, Azerbaijan, India, Togo, Kenya, Côte d'Ivoire, Turkey and Rwanda (table 1.3). Together, these economies implemented a total of 62 business regulatory reforms across all areas measured by *Doing Business*. Overall, the 10 top improvers implemented the most regulatory reforms in the areas of starting a business, getting credit and paying taxes (with eight reforms in each area). This very diverse set of economies includes

**TABLE 1.3** The 10 economies improving the most across three or more areas measured by *Doing Business* in 2017/18

| Economy       | Ease of doing business rank | Change in ease of doing business score | Reforms making it easier to do business |                                   |                     |                      |                |                               |              |                        |                     |                      |
|---------------|-----------------------------|--|---|-----------------------------------|---------------------|----------------------|----------------|-------------------------------|--------------|------------------------|---------------------|----------------------|
|               |                             |  | Starting a business                     | Dealing with construction permits | Getting electricity | Registering property | Getting credit | Protecting minority investors | Paying taxes | Trading across borders | Enforcing contracts | Resolving insolvency |
| Afghanistan   | 167                         | +10.64                                 | ✓                                       |                                   |                     |                      | ✓              | ✓                             | ✓            |                        |                     | ✓                    |
| Djibouti      | 99                          | +8.87                                  | ✓                                       |                                   |                     | ✓                    | ✓              | ✓                             |              |                        | ✓                   | ✓                    |
| China         | 46                          | +8.64                                  | ✓                                       | ✓                                 | ✓                   | ✓                    |                | ✓                             | ✓            | ✓                      |                     |                      |
| Azerbaijan    | 25                          | +7.10                                  |   | ✓                                 | ✓                   | ✓                    | ✓              | ✓                             | ✓            | ✓                      |                     | ✓                    |
| India         | 77                          | +6.63                                  | ✓                                       | ✓                                 | ✓                   |                      | ✓              |                               | ✓            | ✓                      |                     |                      |
| Togo          | 137                         | +6.32                                  | ✓                                       | ✓                                 | ✓                   | ✓                    |                |                               | ✓            |                        | ✓                   |                      |
| Kenya         | 61                          | +5.25                                  |   |                                   |                     | ✓                    | ✓              | ✓                             | ✓            |                        |                     | ✓                    |
| Côte d'Ivoire | 122                         | +4.94                                  | ✓                                       | ✓                                 |                     |                      | ✓              |                               | ✓            |                        | ✓                   |                      |
| Turkey        | 43                          | +4.34                                  | ✓                                       | ✓                                 |                     |                      | ✓              |                               | ✓            | ✓                      | ✓                   | ✓                    |
| Rwanda        | 29                          | +4.15                                  | ✓                                       |                                   | ✓                   | ✓                    | ✓              |                               |              | ✓                      | ✓                   | ✓                    |

Source: *Doing Business* database.

Note: Economies are selected on the basis of the number of reforms and ranked on how much their ease of doing business score improved. First, *Doing Business* selects the economies that implemented reforms making it easier to do business in three or more of the 10 areas included in this year's aggregate ease of doing business score. Regulatory changes making it more difficult to do business are subtracted from the number of those making it easier. Second, *Doing Business* ranks these economies on the increase in their ease of doing business score from the previous year. The improvement in their score is calculated not by using the data published in 2017 but by using comparable data that capture data revisions. The choice of the most improved economies is determined by the largest improvements in the ease of doing business score among those with at least three reforms.

some of the largest and the smallest in the world, showing that economies of all sizes can be successful reformers in *Doing Business*.

Afghanistan—the top improver in *Doing Business 2019*—focused on enhancing the legal framework for businesses. Minority investor protections were strengthened substantially, making Afghanistan one of the economies advancing most in this area. A new law on limited liability companies made noteworthy progress toward mitigating the risks of prejudicial conflicts of interest in companies and strengthening corporate governance structures. In addition, the Commercial Procedure Code was amended to grant greater powers to shareholders to challenge related-party transactions. Afghanistan also adopted a new insolvency legal framework in 2018.

The two economies with the largest populations, China and India, demonstrated impressive reform agendas. Both governments took a carefully designed approach to reform, aiming to improve the business regulatory environment over the course of several years. China is the only economy from East Asia and the Pacific to join the *Doing Business 2019* list of 10 top improvers. China focused its reform efforts in 2017/18 on increasing the efficiency of business processes. The utility distribution companies in both Beijing and Shanghai undertook several initiatives that significantly reduced the time to obtain a new electricity connection (figure 1.8). China digitalized new grid connection applications offering online payment while eliminating the external site visit from the utility in Beijing. During the first half of 2018, China introduced reform measures to streamline its construction permitting process by implementing unified platforms for all building review processes carried out before the approval of a building permit in both Beijing and Shanghai. The reforms also simplified documentation requirements, improved processing times, expanded public access to information

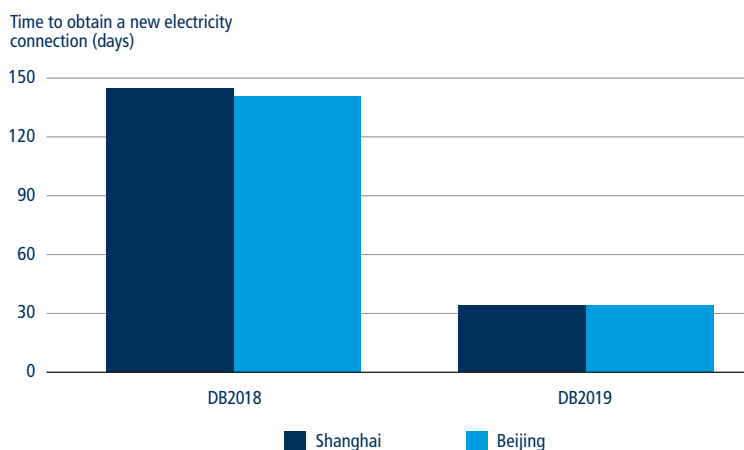
and introduced a unified application for inspections carried out after the completion of construction. Similarly, the District Real Estate Registries of both Beijing and Shanghai implemented a new connected platform streamlining the registration process for new buildings. To facilitate cross-border trade, China implemented a national trade single window linking the customs and tax administration, port authorities, the Ministry of Commerce and other agencies involved in the export and import processes.

India also focused on streamlining business processes. Under its National Trade Facilitation Action Plan 2017-2020, India implemented several initiatives that improved the efficiency of cross-border trade, reducing border and documentary compliance time for both exports and imports (figure 1.9). Enhanced risk-based management now allows exporters to seal their containers electronically at their own facilities; as little as 5% of shipments must undergo physical inspections. India also invested in port equipment, strengthened management and improved electronic document flow. By implementing the Single Window Clearance System in Delhi and the Online Building Permit Approval System in Mumbai during the second half of 2017,

India also continued to streamline and centralize its construction permitting process. Regarding getting electricity, newly-adopted regulations from the Delhi Electricity Regulatory Commission require that electrical connections be completed within 15 days of the application's acceptance. To comply with this regulation, Tata Power Delhi Distribution deployed more personnel as well as tracking tools and key performance indicators to monitor each commercial connection.

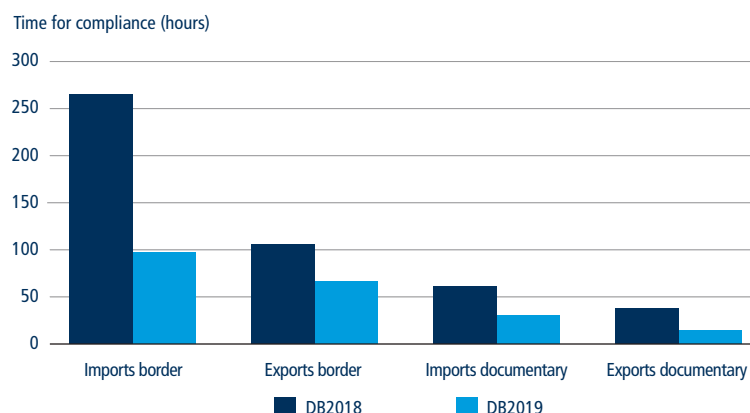
Djibouti and India are the only economies to make the list of 10 top improvers for the second consecutive year. Djibouti introduced a total of 11 business regulatory reforms in the past two editions of *Doing Business*, while India made 14 sizeable improvements during the same period. Djibouti, the only economy from the Middle East and North Africa region in the list of 10 top improvers this year, has targeted its reform agenda toward strengthening its legal framework. For example, Djibouti implemented strict deadlines for registering the property sale agreement with the Tax Authority and digitizing its land registry. The country also made substantial enhancements to the process of resolving commercial disputes by adopting a new civil

**FIGURE 1.8** China significantly reduced the time to get a new electricity connection in 2017/18



Source: *Doing Business* database.

**FIGURE 1.9** India decreased border and documentary compliance time for both exports and imports



Source: *Doing Business* database.

procedure code that regulates voluntary conciliation, mediation proceedings and case management techniques, including time standards for key court events. Enforcing contracts is easier following the creation of a dedicated division within the court of first instance to resolve commercial cases. With regards to resolving insolvency, Djibouti established equal treatment of creditors in reorganization proceedings and increased creditors' participation by granting them the right to approve the appointment of the insolvency representative and the sale of substantial assets of the debtor in the course of insolvency proceedings.

In Europe and Central Asia, Azerbaijan implemented eight reforms making it easier to do business in 2017/18, a record number among the 10 top improvers and globally, and Turkey implemented seven reforms. Several of these reforms involve institutional changes. Azerbaijan opened a single window at the Baku City Executive Office for dealing with construction permits, for example, reducing the time to obtain a building permit by 80 days and the cost by 12,563 manat (about \$7,500). Another one-stop shop—the Asan Communal facility—streamlined the process of connecting to the electricity grid. To improve access

to credit, Azerbaijan established a new credit bureau and a new unified collateral registry. In Turkey, the government's reform effort focused on improving the electronic processing of documents and providing more information on specific regulations. Istanbul and other municipalities across the country published on their websites all relevant regulations, fee schedules and pre-application requirements related to construction permits. The Ministry of Justice now publishes all judgments rendered by the Istanbul commercial courts, the civil courts of intellectual and industrial rights and the Istanbul Regional Court of Justice on legal disputes concerning commercial, intellectual and industrial rights since 2014. Furthermore, the Banks Association of Turkey Risk Center began sharing credit information from seven telecommunications companies.

With four economies—Côte d'Ivoire, Kenya, Rwanda and Togo—Sub-Saharan Africa is the most represented region in the *Doing Business 2019* list of 10 top improvers. Digitization was a common theme among the business regulatory reforms recorded by these four economies. Côte d'Ivoire and Togo introduced online systems for filing corporate income tax and value added tax returns,

while Kenya simplified the process of providing value added tax information by enhancing its existing online system, iTax. Rwanda streamlined the process of starting a business by replacing its electronic billing machine system with new software that allows taxpayers to issue value added tax invoices. The free software, which is provided by the office of the Revenue Authority, allows taxpayers to issue value added tax invoices from any printer, eliminating the previous requirement to purchase and set up a special billing machine. Togo made it faster to check company name availability by fully operationalizing its online one-stop shop. Digital solutions were also implemented in the area of property registration. Togo developed an ambitious digitization project for modernizing its land administration system and, by February 2018, 97.2% of all land titles in Lomé had been scanned. In Kenya, the Ministry of Lands and Physical Planning implemented an online land rent financial management system on the eCitizen portal, enabling property owners to determine the amount owed in land rent, make an online payment and obtain the land rates clearance certificate digitally. Rwanda's Land Management and Use Authority launched a new website, which now includes statistics regarding the number of land disputes registered in 2017 for all judiciary districts. The National Agricultural Export Development Board of Rwanda also introduced an online system, allowing certificates of origin to be issued electronically.

Brazil, which recorded the largest score improvement in Latin America and the Caribbean in 2017/18, reformed in four areas measured by *Doing Business* as part of the country's ongoing effort to strengthen its business environment. Brazil introduced electronic certificates of origin in 2017, for example, following a pilot project that began in October 2016. After signing the Digital Certificates of Origin Act with Argentina under the framework of the Latin American



Integration Association, certificates of origin for auto parts imports from Argentina are now obtained electronically, reducing document preparation and compliance time for Brazilian importers. Brazil made starting a business easier by launching online systems for company registration, moving its score for starting a business (80.23) closer to the global average. Overall, the BRIC economies—Brazil, Russia, India and China—improved their average ease of doing business score by a combined total of almost 19 points across various areas of business regulation. All four economies improved in the area of getting electricity and passed reforms simplifying the process of trading across borders.

Among OECD high-income economies, Belgium recorded the largest improvement in *Doing Business 2019* by strengthening access to credit. It also introduced changes to its insolvency legal framework. Two laws relating to reorganization and liquidation were streamlined into one and integrated into the Code

of Economic Law. The scope of application of the law, traditionally limited to merchants, was extended to include the liberal professions, “second chance” rules were strengthened and the Code was amended to provide for the digitalization of all insolvency proceedings into a solvency register.

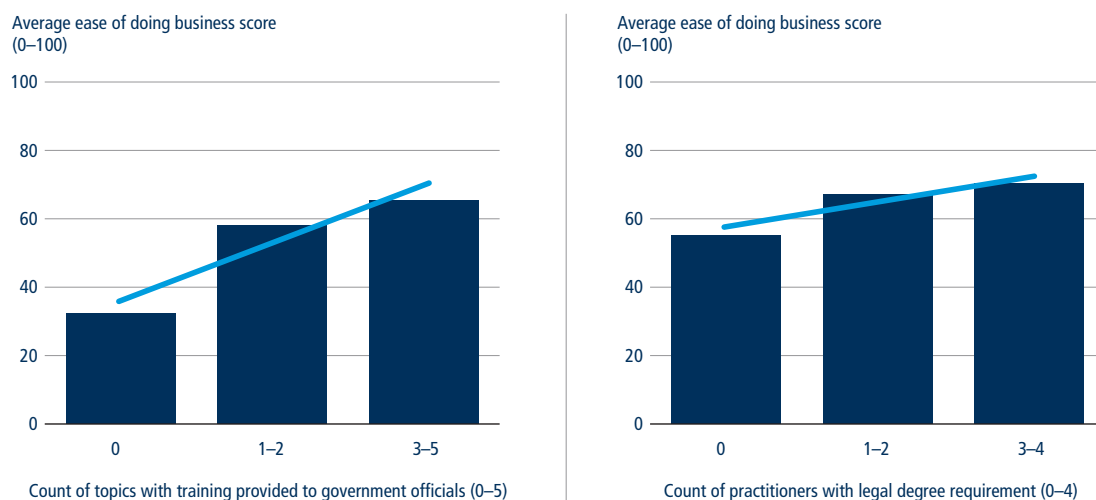
### DOES TRAINING CIVIL SERVANTS AND COMMUNICATING REGULATORY CHANGES AFFECT THE BUSINESS CLIMATE?

Reform efforts will not always result in immediate improvements; indeed, some may have no impact at all. Efficient design and poor implementation are just two factors that explain why some reforms succeed while others fail. Once new regulation is enacted, it must be brought to practice—the role of dissemination should not be underestimated. The process of improving a business environment often spans several years. Naturally,

every case is unique and a variety of factors influence each economic environment; business regulation is only one of those factors. Political stability, the level of economic development, natural resource endowment, cultural specifics, environmental risk and many other elements can each play a consequential role in the ability of an economy to implement regulatory change successfully. While some factors cannot be influenced, others lie within governments’ direct control, for example the level of training provided to civil servants and the way in which regulatory change is communicated.

*Doing Business* data show that across economies there is a significant positive association between the availability of training programs for public officials and streamlined business regulation (figure 1.10). From the perspective of service providers—such as officers at land registries, judges, prosecutors or engineers—training serves as a platform to acquire new skills and keep existing knowledge up to date.<sup>23</sup> Such training improves experts’ productivity and

**FIGURE 1.10** More training opportunities for public officials are associated with a higher ease of doing business score



Source: *Doing Business* database.

Note: The count of *Doing Business* topics for which training is offered to public sector officials ranges from 0 to 5, where each topic with government-provided training counts as 1 (left-hand figure). The topics are as follows: starting a business (+1), registering property (+1), getting electricity (+1), paying taxes (+1) and trading across borders (+1). The relationship is significant at the 1% level after controlling for income per capita. The sample comprises 166 economies. The legal degree requirement count (right-hand figure) ranges from 0 to 4 where each type of legal practitioner required to hold an advanced degree counts as 1. The types of legal practitioner are as follows: practicing lawyers (+1), judges (+1), insolvency representatives (+1) and law clerks (+1). The relationship is significant at the 1% level after controlling for income per capita. The sample comprises 86 economies.

capacity to serve customers, who in turn become better informed about new regulatory requirements or processes. Those with a better understanding of business regulatory processes are likely to comply more often with the required rules and procedures. Improved understanding, clarity and trust in regulatory requirements are associated with more efficiency in the regulatory framework.<sup>24</sup>

In the area of judicial performance, those economies that make the training of judges mandatory are more likely to enjoy higher resolution rates and better judicial decisions. Indeed, the training of judges is imperative for increased judicial efficiency and productivity.<sup>25, 26</sup> Evidence from Pakistan indicates that reforms which provided judges with training are accompanied by positive effects on judicial efficiency and, consequently, entrepreneurship.<sup>27</sup>

Beyond training, governments have other options to enhance the implementation of business regulatory reform. Economies in which governments

effectively communicate changes to legislative processes tend to be associated with better business regulation and more reforms. While these results cannot be interpreted as causal, they do signal to policy makers that public-private dialogue is a powerful tool for increasing the number of reforms and improving business regulatory efficiency (figure 1.11).

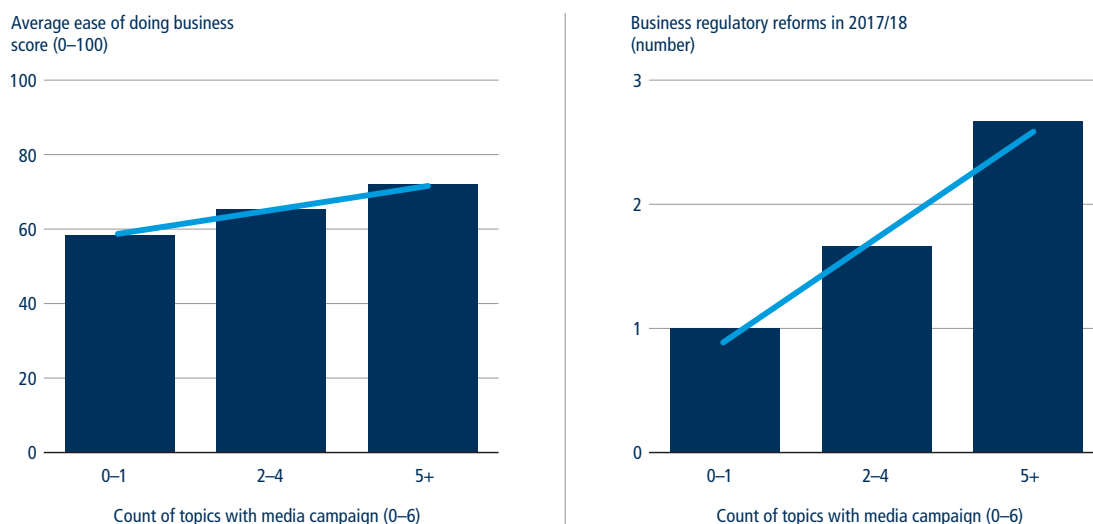
Effective public communication of business regulatory reform not only constitutes good practice—it also improves compliance from the private sector and holds the public sector accountable for regulatory violations.<sup>28</sup> Specifically, regulators who conduct workshops with the public or interested stakeholders are more likely to have better efficiency and quality of business legislation in their constituencies. Not surprisingly, economies where governments communicate regulatory changes through media—such as broadcast advertisements and announcements, social media, and mobile applications—are likely to have a higher ease of doing

business score. Governments that make changes to laws or procedures publicly available through regulatory websites are also likely to perform better on the *Doing Business* indicators.

## WHAT IS NEW IN THIS YEAR'S REPORT?

To further explore the links between training and the successful implementation of business regulation, *Doing Business 2019* presents four case studies with a specific focus on training opportunities for public officials and communication of regulatory changes. The case study on starting a business and registering property analyzes new data on training opportunities available to public officials at the business and land registries. It finds that the provision of mandatory training for business registry officers is associated with higher registry efficiency. Similarly, holding annual training for land registry officers is associated with more effective registration procedures. Communicating changes at the business

**FIGURE 1.11** Communication of regulatory changes through media campaigns is associated with better business regulation and more reforms



Source: *Doing Business* database.

Note: The count of topics with media campaign ranges from 0 to 6 where each topic with a media campaign launched to announce changes to regulation counts as 1. The topics are as follows: starting a business (+1), dealing with construction permits (+1), registering property (+1), getting credit (+1), protecting minority investors (+1) or paying taxes (+1). Both the left-hand and right-hand relationships are significant at the 1% level after controlling for income per capita; both samples comprise 76 economies.

and land registries—through, for example, providing workshops for registry officers or information campaigns for system users—is associated with a lower time to complete transactions.

The case study on getting electricity highlights the benefits of comprehensive wiring regulation. To adequately mitigate safety risks, accreditation systems for electricians are essential, as are inspections of wiring installations and liability regimes. *Doing Business* data show that where electrical connection processes are efficient, there also tend to be robust quality control standards. Similarly, the case study on trading across borders draws on newly collected data to illustrate that the use of regular training to educate customs clearance officials and customs brokers is positively associated with lower border and documentary compliance times.

The case study on enforcing contracts and resolving insolvency explores the education and training that judges receive worldwide. It features examples of two judicial systems—Indonesia and the United Arab Emirates—each with adequate education and training frameworks in commercial and insolvency matters. The annex presents data analysis for the labor market regulation topic, including general trends and the relationship with firm performance.

## NOTES

1. Entrepreneurship Database (<http://www.doingbusiness.org/data/exploretopics/entrepreneurship>), World Bank Group.
2. Aghion, Fally and Scarpetta 2007; Herrendorf and Teixeira 2011.
3. Paunov 2016.
4. Demenet, Razafindrakoto and Roubaud 2016.
5. Sutherland 2011.
6. Agyeman, Abeka and Assiamah 2016.
7. Abeberese 2016.
8. Andersen and Dalgaard 2013.
9. Aragón 2015; Christiansen, Schindler and Tressel 2013.
10. Berkowitz, Lin and Ma 2015; Mitton 2016.
11. Djankov, La Porta and others 2008.
12. Durnev, Errunza and Molchanov 2009.
13. Gutiérrez 2003.
14. Chaurey 2015.
15. Carluccio 2015.
16. For more information on the research on the effects of business regulation published in *Doing Business 2014*, see <http://www.doingbusiness.org/en/reports/global-reports/doing-business-2014>.
17. For more information on the legal research findings on business regulations and the law published in *Doing Business 2016*, see <http://www.doingbusiness.org/en/reports/global-reports/doing-business-2016>.
18. These areas include: starting a business (DB2019, DB2018, DB2015, DB2009, DB2008), dealing with construction permits (DB2018, DB2016, DB2008), registering property (DB2019, DB2018, DB2017, DB2013, DB2010, DB2009, DB2008), getting credit (DB2014, DB2013, DB2010, DB2009, DB2007, DB2006), protecting minority investors (DB2019), paying taxes (DB2019, DB2008), trading across borders (DB2019, DB2018, DB2010, DB2008, DB2006), enforcing contracts (DB2015, DB2014, DB2011, DB2010), resolving insolvency (DB2014, DB2010, DB2008). Substantial changes were observed in labor market regulation in DB2010.
19. Since 2005 a total of five reforms have been captured in Mauritius in the area of starting a business, but four reforms contributed to the reduction in time for business incorporation.
20. The extent of disclosure index ranges from 0 to 10, with higher values indicating greater disclosure.
21. Djankov, Georgieva and Ramalho 2018.
22. Twenty-three changes making it more burdensome for businesses to operate were recorded in *Doing Business 2019*.
23. DeVaro, Maxwell and Morita 2017.
24. Dabla-Norris, Gradstein and Inchauste 2008.
25. Hadfield 2008.
26. Ichino, Polo and Rettore 2003.
27. Chemin 2009.
28. Macchiavello 2008.

TABLE 1A.1 Who reduced regulatory complexity and cost or strengthened legal institutions in 2017/18—and what did they do?

| Feature   | Economies   | Some highlights  |
|---|---|--|
| <b>Making it easier to start a business</b>   |   |  |
| Simplified preregistration and registration formalities (publication, notarization, inspection, and other requirements) | Afghanistan; Argentina; Bolivia; Brazil; Brunei Darussalam; Burundi; Côte d'Ivoire; Ethiopia; Guatemala; India; Mauritania; Morocco; Myanmar; New Zealand; Nigeria; Pakistan; Qatar; South Africa; Sudan; Thailand; Togo; Turkey; Vietnam | Argentina made starting a business easier by introducing an expedited process for limited liability companies that includes company incorporation, book legalization and tax and social security registration. India made starting a business easier by fully integrating multiple application forms into a general incorporation form.                                |
| Abolished or reduced minimum capital requirement  | Central African Republic; Guatemala; Kuwait; Timor-Leste; Togo  | Kuwait made starting a business easier by eliminating the paid-in minimum capital requirement.   |
| Cut or simplified postregistration procedures (tax registration, social security registration, licensing)               | Armenia; Belarus; Brunei Darussalam; Chile; Georgia; India; Indonesia; Kazakhstan; Mauritius; Peru; Philippines; Rwanda; Singapore; Zimbabwe  | Indonesia made starting a business easier by combining different social security registrations. Mauritius made starting a business easier by linking the database of the business registry with the database of the social security office. Singapore made starting a business easier by abolishing corporate seals.   |
| Introduced or improved online procedures  | Bolivia; China; Guatemala; Malaysia; Nigeria; Tanzania; Togo; United Arab Emirates; Vietnam   | Nigeria made starting a business easier by introducing an online platform to pay stamp duties. Tanzania made starting a business easier by launching online company registrations. Vietnam made starting a business easier by publishing the notice of incorporation online.   |
| Introduced or improved one-stop shop  | Cameroon; Chad; Djibouti; Egypt, Arab. Rep; Gabon; Guinea; Moldova; Togo; Tunisia   | Moldova made starting a business easier by removing the requirement to separately file for registration with the National Bureau of Statistics. Tunisia made starting a business easier by combining different registrations at the one-stop shop.   |
| <b>Making it easier to deal with construction permits</b>   |   |  |
| Reduced time for processing permit applications   | Azerbaijan; Botswana; China; El Salvador; Ethiopia; Greece; Guinea; India; Kosovo; Malaysia; Malta; Russian Federation; Serbia; Sri Lanka; Taiwan, China; Zimbabwe  | Sri Lanka made dealing with construction permits easier by reducing the processing times to issue several building certificates.   |
| Streamlined procedures  | Azerbaijan; Botswana; China; El Salvador; Greece; India; Kosovo; Malaysia; Malta; Serbia; Sri Lanka   | Kosovo made dealing with construction permits easier by streamlining the inspection system through the use of an in-house engineer.  |
| Adopted new building regulations  | China; Côte d'Ivoire; Gabon; Ghana; Madagascar; Peru; Philippines; Togo   | Ghana and Peru strengthened construction quality control by imposing stricter qualification requirements for professionals in charge of technical inspections. The Philippines made the construction sector safer by improving its risk management practices; latent defect liability insurance is now commonly obtained by industry players.                          |
| Improved transparency   | Burundi; China (Beijing); India; Mauritania; Sri Lanka; Turkey; Uruguay   | Burundi increased the transparency of dealing with construction permits by publishing regulations related to construction online free of charge. Uruguay improved the quality of its building regulations by creating an online portal that provides information on the requirements and fees to obtain a building permit.   |
| Reduced fees  | Azerbaijan; Cambodia; China; Gabon; Greece; Guinea; India; Macedonia, FYR; Madagascar; Niger; Togo  | Macedonia, FYR made the construction permitting process less costly by reducing the land development fees.   |
| Introduced or improved one-stop shop  | Azerbaijan; Belarus; China; India; Sri Lanka; Taiwan, China; Zimbabwe   | Taiwan, China, made dealing with construction permits less time-consuming by improving the efficiency of its single window counter in the Taipei City Construction Management Office. Zimbabwe made dealing with construction permits faster by adopting a one-stop shop for building plan approvals.  |
| Introduced or improved electronic platforms or online services  | China; India; Russian Federation; Serbia; Sri Lanka; Taiwan, China; Uruguay   | Serbia reduced the time needed to obtain a construction permit by introducing an electronic application system.  |
| <b>Making it easier to get electricity</b>  |   |  |
| Facilitated more reliable power supply and transparency of tariff information   | Angola; Azerbaijan; Brazil (São Paulo); Gabon; Mozambique; Myanmar; Paraguay; Papua New Guinea; Rwanda; Saudi Arabia; South Africa; Togo; Thailand  | Gabon improved the regulatory framework of the electricity sector; the national regulator now monitors the utility's performance on reliability of supply. Papua New Guinea improved the reliability of supply by expanding electricity generation capacities. Paraguay rolled out a Supervisory Control and Data Acquisition (SCADA) system to monitor power outages. |
| Improved process efficiency   | Algeria; Armenia; Azerbaijan; Hong Kong SAR, China; India (Delhi); Mozambique; Niger; Russian Federation; Rwanda; United Kingdom  | Niger made the process for getting an electricity connection faster by increasing the stock of material the utility carries and by allowing the internal wiring certificate of conformity to be obtained at the same time as the external connection works.  |
| Streamlined approval process  | Brunei Darussalam; China; France; Malaysia; Nigeria; Russian Federation; Thailand   | Thailand streamlined procedures by setting up a dedicated task force at the utility that coordinates the external works, meter installation and electricity turn-on without the need for customer interaction.   |
| Reduced connection costs  | Azerbaijan; China; India (Delhi); Russian Federation; Togo; United Arab Emirates  | India (Delhi) issued a regulation prescribing new electricity charges. The United Arab Emirates made getting electricity easier by eliminating all costs for commercial and industrial connections of up to 150 kVA.   |

TABLE 1A.1 Who reduced regulatory complexity and cost or strengthened legal institutions in 2017/18—and what did they do?

| Feature   | Economies   | Some highlights   |
|---|---|---|
| <b>Making it easier to register property</b>  |   |   |
| Increased reliability of infrastructure   | Croatia; Djibouti; Pakistan; Sri Lanka; Togo  | Croatia became fully digitized, increasing the efficiency and transparency of services provided by the Land Registry and Cadaster. Sri Lanka worked toward implementing a fully digital Land Registry and Survey Department by rolling out a geographic information system and creating a Single Window Counter for the issuance of certificates. |
| Increased transparency of information   | Azerbaijan; Croatia; Eswatini; Gabon; Indonesia; Israel; Mauritius; Pakistan; Papua New Guinea; Rwanda; Togo; Tunisia; United Arab Emirates; West Bank and Gaza | Gabon and Israel upgraded their official websites to include relevant information to the public at large regarding land registry services. Pakistan and West Bank and Gaza began publishing online official statistics tracking the number of transactions at the immovable property registration agency.   |
| Reduced taxes or fees   | Chad; Congo, Dem. Rep.; Congo, Rep.; Djibouti; Guinea; Togo   | Congo, Dem. Rep. reduced the cost of securing land and property titles. Guinea reduced the fees to transfer property from 2% to 1.2% of the property value.   |
| Reduced time for registering property   | China; Djibouti; France; Kenya; Malawi; Malaysia; Morocco; Sri Lanka; Togo; West Bank and Gaza  | Malawi made property transfer faster by decentralizing the consent to transfer property to local government authorities.  |
| Increased administrative efficiency   | China; Djibouti; Indonesia; Israel; Kenya; Morocco; Niger; Pakistan; Senegal; Sri Lanka; Togo   | Niger improved communication between the taxation department and the registration department by merging procedures, making reviewing and approving property transfers significantly faster. Senegal further streamlined the interactions between different departments at the Property Registry (Conservation Foncière).                          |
| <b>Strengthening legal rights of borrowers and lenders</b>                            |   |   |
| Created a unified and/or modern collateral registry for movable property              | Azerbaijan; Belgium; Kenya; Nicaragua; United Arab Emirates   | United Arab Emirates established a modern and unified collateral registry.  |
| Introduced a functional and secured transactions system                               | Azerbaijan; Kenya   | Kenya strengthened access to credit by implementing a functional secured transactions system. The new law regulates functional equivalents to loans secured with movable property, such as financial leases and fiduciary transfer of title.  |
| Allowed for general description of assets that can be used as collateral              | Djibouti  | Djibouti allowed the general description of debts and obligations.  |
| Expanded range of movable assets that can be used as collateral                       | Azerbaijan; Belgium; Djibouti; Egypt, Arab. Rep.; Turkey; United Arab Emirates  | Egypt, Arab Rep. introduced a new law that broadens the scope of assets which can be used as collateral to secure a loan.   |
| Granted absolute priority to secured creditors or allowed out-of-court enforcement    | Afghanistan; Belgium; Djibouti; Egypt, Arab. Rep.; India; Sudan; Turkey; United Arab Emirates   | Afghanistan introduced a new law that grants secured creditors absolute priority over other claims within insolvency proceedings.   |
| Granted exemptions to secured creditors from automatic stay in insolvency proceedings | Azerbaijan; Rwanda; Sudan   | Rwanda adopted a new law on insolvency that contemplates protections for secured creditors during an automatic stay in reorganization proceedings.  |
| <b>Improving the sharing of credit information</b>                                    |   |   |
| Established a new credit bureau or registry   | Azerbaijan; Benin; Haiti; Ireland; San Marino   | San Marino improved access to credit information by launching a new credit registry.  |
| Improved regulatory framework for credit reporting                                    | Antigua and Barbuda; Bahamas, The; Grenada; Madagascar  | Madagascar improved access to credit information by adopting a law that creates a new credit information system.  |
| Expanded scope of information collected and reported by credit bureau or registry     | Brazil; Côte d'Ivoire; Indonesia; Jamaica; Jordan; Turkey   | In Indonesia, one public utility began submitting positive and negative information on consumer accounts to the credit bureau.  |
| Introduced bureau or registry credit scores as a value-added service                  | Brunei Darussalam; Zimbabwe   | In Brunei Darussalam, the credit registry began offering credit scores to banks and other financial institutions to better inform their lending decisions.  |
| Guaranteed by law borrowers' right to inspect data                                    | Mauritania; Qatar   | Qatar adopted the Consumer Credit Act 2016 guaranteeing borrowers' right to inspect their own data.   |
| Expanded borrower coverage by credit bureau or registry                               | Côte d'Ivoire; Zimbabwe   | Zimbabwe expanded the number of borrowers listed by its credit registry with information on their borrowing history from the past five years to more than 5% of the adult population.   |

TABLE 1A.1 Who reduced regulatory complexity and cost or strengthened legal institutions in 2017/18—and what did they do?

| Feature  | Economies  | Some highlights   |
|--|--|---|
| <b>Strengthening minority investor protections</b>   |  |   |
| Expanded shareholders' role in company management  | Afghanistan; Armenia; Azerbaijan; Bahrain; China; Cyprus; Djibouti; Dominican Republic; Egypt, Arab Rep.; Jordan; Kenya; Kuwait; Kyrgyz Republic; Lithuania; Mauritius; Papua New Guinea; Philippines; Saudi Arabia; Sudan; Taiwan, China; Tunisia; Uzbekistan | The Philippines issued new rules for companies listed on its stock exchange. Shareholders can now approve the appointment and dismissal of the auditor and companies must establish an audit committee composed exclusively of board members.   |
| Increased disclosure requirements for related-party transactions   | Afghanistan; Armenia; Bahrain; Cyprus; Djibouti; Kenya; Kuwait; Tunisia; Ukraine   | In Tunisia, an amendment to capital market rules requires that companies promptly make public information on interested party transactions and conflicts of interest.   |
| Enhanced access to information in shareholder actions  | Afghanistan; Bahrain; China; Djibouti; Jordan; Sudan   | Djibouti introduced major changes to its Code of Commerce. Among the changes, any information relevant to the subject matter of the claim must now be made available to shareholders when they bring a lawsuit.   |
| Increased director liability   | Djibouti; Kenya; Saudi Arabia  | Kenya enacted the Companies Amendment Act 2017, which holds directors liable for transactions with interested parties valued at 10% or more of a company's assets and that cause damages to the company. Directors involved in prejudicial transactions are now required to pay damages, disgorge profits and may be disqualified from holding similar office for up to five years. |
| <b>Making it easier to pay taxes</b>   |  |   |
| Introduced or enhanced electronic systems  | Azerbaijan; Bahamas, The; Bhutan; China; Côte d'Ivoire; Cyprus; Finland; Iran, Islamic Rep.; Jordan; Kenya; Mauritius; Panama; Sri Lanka; Thailand; Togo; Turkey   | The Bahamas implemented an online system for filing and payment of value added tax.   |
| Reduced profit tax rate, allowed for more tax-deductible expenses and made changes to tax depreciation rules | Ecuador; France; Georgia; Hungary; India; Russian Federation; Togo   | Ecuador introduced a Tax Incentive Law in 2017 allowing businesses to deduct an additional 100% on amounts paid to cover private medical insurance or prepaid health care for its employees.  |
| Reduced labor taxes and mandatory contributions, or taxes other than profit and labor                        | China (Beijing); Cyprus; Finland; France; Hungary; India; Uzbekistan; Vietnam  | Vietnam reduced the employer's contribution to the labor fund from 1% to 0.5%.  |
| Introduced new or significantly revised tax law or tax code  | Georgia; India   | India introduced the Maharashtra Goods and Services Tax Act 2017 and the Delhi Goods and Services Tax Act 2017, which unified all sales taxes into one new tax called the Goods and Services Tax (GST).   |
| Simplified tax compliance processes or decreased number of tax filings or payments                           | Afghanistan; Armenia; Azerbaijan; China; Georgia; India; Kenya; Kosovo; Lithuania; Vietnam   | Armenia improved the quality of the local accounting software (Arm accounting) for corporate income tax and labor taxes in 2017 by incorporating a wider range of tax calculations. This allowed for the integration of the local accounting software with the tax authority's secure data transmission and storage system.   |
| Merged or eliminated taxes   | China; Cyprus; Ecuador; India; Kenya; Lithuania; Tunisia; Vietnam  | Cyprus abolished the immovable property tax and did not extend the levy of the Special Contribution for Employees, Pensioners and Self-Employed individuals in 2017.  |
| Improved VAT refund process  | Egypt, Arab Rep.; Iran, Islamic Rep.; Kosovo; Mauritius; Mozambique  | Mauritius introduced an expedited processing system for the repayment of value added tax refunds and upgraded its online platform to allow for the online submission of invoices and amended corporate tax returns.   |
| Improved tax audit processes and correction of corporate income tax processes                                | Afghanistan; Iran, Islamic Rep.; Kosovo; Mauritius   | In 2017 Afghanistan introduced a new tax administration and law manual with clear rules and guidelines on tax audit and automated the submission of tax returns.  |

TABLE 1A.1 Who reduced regulatory complexity and cost or strengthened legal institutions in 2017/18—and what did they do?

| Feature  | Economies   | Some highlights  |
|--|---|--|
| <b>Making it easier to trade across borders</b>  |   |  |
| Introduced or improved electronic submission and processing of documents for exports   | Angola; Azerbaijan; China; Congo, Dem. Rep.; India; Iran; Islamic Rep.; Kazakhstan; Kosovo; Lesotho; Lithuania; Malaysia; Morocco; Mozambique; Nigeria; Russian Federation; Rwanda; Saudi Arabia; Thailand; Turkey; Uganda; Uzbekistan                          | Kazakhstan made trading across borders easier by introducing an electronic customs declaration system, ASTANA-1 IS, and reducing customs administrative fees. Uganda fully implemented the Centralized Document Processing Centre, an electronic processing platform that centralizes all documentary checks. Traders in Uganda also began using the Uganda Electronic Single Window, which allows for electronic submission of documents as well as for the exchange of information between trade agencies. |
| Introduced or improved electronic submission and processing of documents for imports   | Angola; Azerbaijan; Bahrain; Brazil; China; Congo, Dem. Rep.; Ghana; India; Iran, Islamic Rep.; Lesotho; Malaysia; Morocco; Mozambique; Nigeria; Paraguay; Russian Federation; Saudi Arabia; Turkey; Uganda   | Lesotho made importing faster by implementing the Automated System for Customs Data (ASYCUDA), reducing documentary compliance time for imports by two hours. In January 2017, Paraguay introduced the legal validity of the electronic signature for trade operations.  |
| Strengthened border infrastructure for exports   | China; El Salvador; India; Malaysia; Morocco; Rwanda; Uganda  | El Salvador made exporting easier by introducing an intermediate customs post in Santa Ana, reducing congestion at the Anguatiú border crossing. Rwanda reduced border compliance time by having staff from the Rwanda Revenue Authority and the Tanzania Revenue Authority at the Rusomo one-stop border post, the result of the implementation of the Single Customs Territory.  |
| Strengthened border infrastructure for imports   | Bahrain; China; India; Malaysia; Morocco; Mozambique; Nigeria; Rwanda; Saudi Arabia; Uganda   | Malaysia strengthened infrastructure at Port Klang by opening a second gate with additional scanners, upgrading the management system, expanding two terminals and decreasing the cut-off time.  |
| Enhanced customs administration and inspections for exports and imports  | Algeria; Azerbaijan; China; Ghana; Guinea; India; Iran, Islamic Rep.; Kazakhstan; Kosovo; Kyrgyz Republic; Lao PDR; Malaysia; Mauritius; Nigeria; Russian Federation; Rwanda; Tajikistan; Turkey; Ukraine   | Mauritius made exporting easier by introducing a risk-based management system which reduced border compliance time by 14 hours. Ukraine made trading across borders easier by eliminating the verification requirement on auto-parts. Kosovo also introduced simplified controls at the border with Albania, reducing the number of physical examinations during customs clearance.  |
| <b>Making it easier to enforce contracts</b>   |   |  |
| Introduced significant changes to the applicable civil procedure or enforcement rules  | Albania; Armenia; Djibouti; Kyrgyz Republic; Malawi; Mongolia; Niger; Nigeria (Lagos); Rwanda; São Tomé and Príncipe; Saudi Arabia; Slovenia; Sri Lanka; Ukraine  | Kyrgyz Republic, Slovenia, Sri Lanka and Ukraine amended the civil procedure rules to introduce a pre-trial conference as part of the case management techniques used in court. Albania, Armenia, Niger, Nigeria (Lagos) and Ukraine issued new rules of procedure for small claims.   |
| Expanded court automation by introducing electronic payment, electronic service of process, automatic assignment of cases to judges or by publishing judgments | Canada; Georgia; Jordan; Kazakhstan; Madagascar; Poland; Puerto Rico (U.S.); Slovak Republic; Turkey; Vietnam; Zambia; Zimbabwe   | Canada, Jordan and Puerto Rico (U.S.) implemented a platform to pay fees electronically. Georgia, Madagascar and Poland introduced random and automatic assignment of cases to judges throughout the courts. Slovak Republic implemented electronic service of process. Kazakhstan, Turkey, Vietnam and Zimbabwe made decisions rendered in commercial cases publicly available.   |
| Introduced or expanded the electronic case management system   | Denmark; Kazakhstan; Madagascar; Namibia; Puerto Rico (U.S.)  | Denmark, Madagascar and Puerto Rico (U.S.) introduced an electronic case management system. Kazakhstan and Namibia introduced the possibility of generating performance measurement reports.   |
| Introduced electronic filing   | Canada; Chile; Denmark; Puerto Rico (U.S.); Saudi Arabia  | Canada, Chile, Denmark, Puerto Rico (U.S.) and Saudi Arabia introduced an electronic filing system for commercial cases, allowing attorneys to submit the initial summons online.  |
| Introduced or expanded specialized commercial court  | Djibouti; Ethiopia  | Djibouti and Ethiopia introduced dedicated benches to resolve commercial disputes.   |
| Expanded the alternative dispute resolution framework  | Benin; Burkina Faso; Cameroon; Central African Republic; Chad; Comoros; Congo, Dem. Rep.; Congo, Rep.; Côte d'Ivoire; Djibouti; Equatorial Guinea; Gabon; Guinea; Guinea-Bissau; Ireland; Kyrgyz Republic; Mali; Niger; Senegal; Singapore; Sudan; Togo; Turkey | Djibouti, Ireland and Kyrgyz Republic adopted laws that regulate all aspects of mediation as an alternative dispute resolution mechanism. Sudan recognized voluntary conciliation and mediation as ways of resolving commercial disputes. Turkey introduced financial incentives for mediation.  |

TABLE 1A.1 Who reduced regulatory complexity and cost or strengthened legal institutions in 2017/18—and what did they do?

| Feature   | Economies  | Some highlights   |
|---|--|---|
| <b>Making it easier to resolve insolvency</b>                         |  |   |
| Improved the likelihood of successful reorganization                  | Afghanistan; Djibouti; Egypt, Arab. Rep.; Kenya; Morocco; Pakistan; Rwanda; Turkey   | Morocco established the possibility for the debtor to receive new financing after the commencement of insolvency proceedings and introduced corresponding priority rules.                             |
| Introduced a new restructuring procedure                              | Afghanistan; Egypt, Arab. Rep.; Malaysia; Pakistan   | Pakistan introduced the option of reorganization for commercial entities as an alternative to previously available option of liquidation.   |
| Strengthened creditors' rights  | Afghanistan; Djibouti; Kenya; Kyrgyz Republic; Morocco; Rwanda; Sudan; Turkey  | Kyrgyz Republic granted an individual creditor the right to access information about the debtor's business and financial affairs.   |
| Improved provisions on treatment of contracts during insolvency       | Afghanistan; Azerbaijan; Kenya; Kyrgyz Republic; Pakistan; Sudan   | Kenya allowed for the continuation of contracts supplying essential goods and services to the debtor, giving the administrator the power to continue or disclaim contracts of the debtor.             |
| Streamlined insolvency procedures                                     | Belgium; Burundi   | Belgium unified its insolvency legal framework and streamlined provisions related to liquidation and reorganization procedures.   |
| <b>Changing labor legislation</b>                                     |  |   |
| Altered hiring rules and probationary period                          | Benin; Nepal   | Benin increased the maximum length of fixed-term contracts. Nepal allowed fixed-term contracts for permanent tasks and reduced probationary periods.  |
| Amended regulation of working hours                                   | Brazil; Canada; Haiti; India (Mumbai); Israel; Lithuania; Nepal; Norway; South Sudan                                       | India (Mumbai) eliminated restrictions on weekly holiday work and introduced a 100% wage premium for work on the weekly rest day.   |
| Changed redundancy rules and cost                                     | Azerbaijan; Brazil; Costa Rica; France; Lithuania; Nepal; South Sudan  | France increased severance payments. Lithuania decreased the notice period and severance payments in case of redundancy. Nepal eliminated the third-party approval requirement in case of redundancy. |
| Reformed legislation regulating worker protection and social benefits | Bulgaria; Canada; Costa Rica; Israel; Luxembourg; Malaysia; Mali; Mozambique; Nepal; South Sudan; United States (New York) | Canada introduced two days of paid sick leave. Israel, Luxembourg, Nepal and South Sudan increased the duration of paid maternity leave.  |

Source: *Doing Business* database.

Note: Reforms affecting the labor market regulation indicators are included here but do not affect the ranking on the ease of doing business.





- *Doing Business* measures aspects of business regulation affecting small and medium-size domestic firms defined based on standardized case scenarios and located in the largest business city of 190 economies. In addition, for 11 economies a second city is covered.
- *Doing Business* covers 11 areas of business regulation. Ten of these areas—starting a business, dealing with construction permits, getting electricity, registering property, getting credit, protecting minority investors, paying taxes, trading across borders, enforcing contracts and resolving insolvency—are included in the ease of doing business score and ease of doing business ranking. *Doing Business* also measures features of labor market regulation, which is not included in these two measures.
- *Doing Business* relies on four main sources of information: the relevant laws and regulations, *Doing Business* respondents, the governments of the economies covered and World Bank Group regional staff.
- Over the past 16 years more than 43,800 professionals in 190 economies have assisted in providing the data that inform the *Doing Business* indicators.
- *Doing Business* data are widely used by governments, researchers, international organizations and think tanks to guide policies, conduct research and develop new indexes.
- There are no methodological changes in *Doing Business* 2019 data.



# About *Doing Business*

*Doing Business* is founded on the principle that economic activity benefits from clear and coherent rules: rules that set out strong property rights, facilitate the resolution of disputes and provide contractual partners with protections against arbitrariness and abuse. Such rules are much more effective in promoting growth and development when they are efficient, transparent and accessible to those for whom they are intended. The strength and inclusivity of the rules also have a crucial bearing on how societies distribute the benefits and finance the costs of development strategies and policies.

Good rules create an environment where new entrants with drive and innovative ideas can get started in business and where productive firms can invest, expand and create new jobs. The role of government policy in the daily operations of small and medium-size domestic firms is a central focus of the *Doing Business* data. The objective is to encourage regulation that is efficient, transparent and easy to implement so that businesses can thrive and promote economic and social progress. *Doing Business* data focus on the 11 areas of regulation affecting small and medium-size domestic firms in the largest business city of an economy. The project uses standardized case studies to provide objective, quantitative measures that can be compared across 190 economies.

environment affecting domestic firms. It provides quantitative indicators on regulation for starting a business, dealing with construction permits, getting electricity, registering property, getting credit, protecting minority investors, paying taxes, trading across borders, enforcing contracts and resolving insolvency (table 2.1). *Doing Business* also measures features of labor market regulation which are reported as a separate section and not included in the ranking.

### How the indicators are selected

The design of the *Doing Business* indicators has been informed by theoretical insights gleaned from extensive research and the literature on the role of institutions in enabling economic development.<sup>1</sup> In addition, the background papers developing the methodology for each of the *Doing Business* indicator sets have established the importance of the rules and regulations that *Doing Business* focuses on for such economic outcomes as trade volumes, foreign direct investment (FDI), market capitalization in

## FACTORS DOING BUSINESS MEASURES

*Doing Business* captures several important dimensions of the regulatory

TABLE 2.1 What *Doing Business* measures—11 areas of business regulation

| Indicator set                     | What is measured   |
|-----------------------------------|--|
| Starting a business               | Procedures, time, cost and paid-in minimum capital to start a limited liability company for men and women  |
| Dealing with construction permits | Procedures, time and cost to complete all formalities to build a warehouse and the quality control and safety mechanisms in the construction permitting system |
| Getting electricity               | Procedures, time and cost to get connected to the electrical grid, the reliability of the electricity supply and the transparency of tariffs                   |
| Registering property              | Procedures, time and cost to transfer a property and the quality of the land administration system for men and women   |
| Getting credit                    | Movable collateral laws and credit information systems   |
| Protecting minority investors     | Minority shareholders' rights in related-party transactions and in corporate governance  |
| Paying taxes                      | Payments, time and total tax and contribution rate for a firm to comply with all tax regulations as well as postfiling processes                               |
| Trading across borders            | Time and cost to export the product of comparative advantage and import auto parts   |
| Enforcing contracts               | Time and cost to resolve a commercial dispute and the quality of judicial processes for men and women  |
| Resolving insolvency              | Time, cost, outcome and recovery rate for a commercial insolvency and the strength of the legal framework for insolvency                                       |
| Labor market regulation           | Flexibility in employment regulation and aspects of job quality  |

stock exchanges and private credit as a percentage of GDP.<sup>2</sup>

The choice of the 11 sets of *Doing Business* indicators has also been guided by economic research and firm-level data, specifically data from the World Bank Enterprise Surveys.<sup>3</sup> These surveys provide data highlighting the main obstacles to business activity as reported by entrepreneurs from more than 136,880 companies in 139 economies. Access to finance and access to electricity, for example, are among the factors identified by the surveys as important to businesses—inspiring the design of the *Doing Business* indicators on getting credit and getting electricity.

Some *Doing Business* indicators give a higher score for more regulation and better-functioning institutions (such as courts or credit bureaus). Higher scores are given for stricter disclosure requirements for related-party transactions, for example, in the area of protecting minority investors. Higher scores are also given for a simplified way of applying regulation that keeps

compliance costs for firms low—such as by easing the burden of business start-up formalities with a one-stop shop or through a single online portal. Finally, the scores reward economies that apply a risk-based approach to regulation as a way to address social and environmental concerns—such as by imposing a greater regulatory burden on activities that pose a high risk to the population and a lesser one on lower-risk activities. Thus, the economies that rank highest on the ease of doing business are not those where there is no regulation, but those where governments have managed to create rules that facilitate interactions in the marketplace without needlessly hindering the development of the private sector.

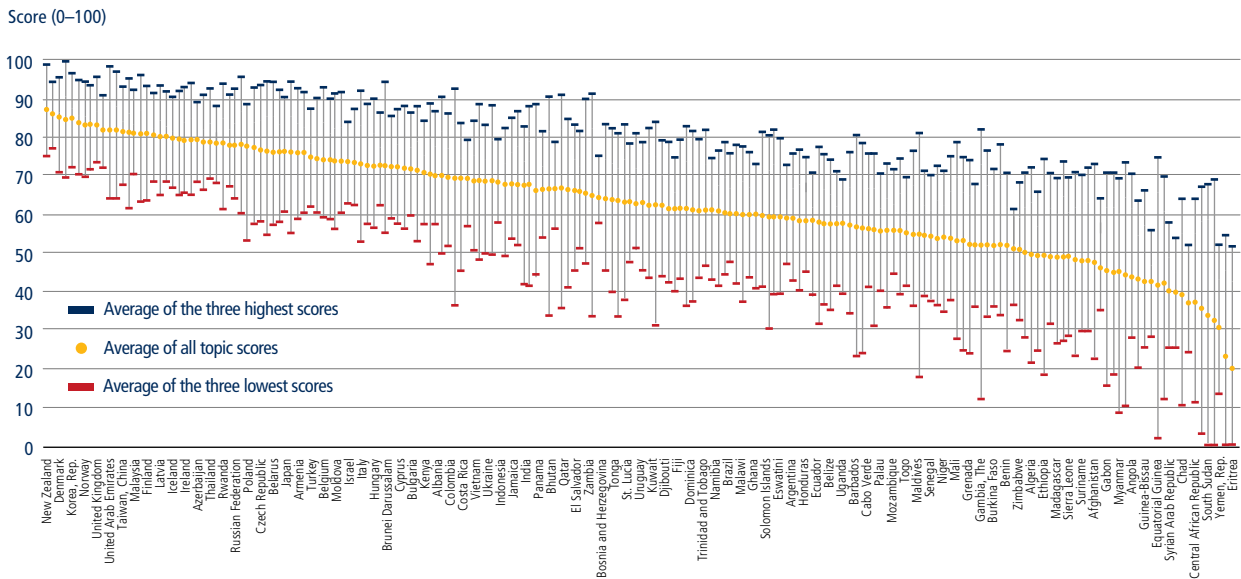
### The ease of doing business score and ease of doing business ranking

To provide different perspectives on the data, *Doing Business* presents data both for individual indicators and for two aggregate measures: the ease of doing business score and the ease of doing business ranking. The ease of

doing business score aids in assessing the absolute level of regulatory performance and how it improves over time. The individual indicator scores show the distance of each economy to the best regulatory performance observed in each of the indicators across all economies in the *Doing Business* sample since 2005 or the third year in which data were collected for the indicator. The best regulatory performance is set at the highest possible value for indicators calculated as scores, such as the strength of legal rights index or the quality of land administration index. This underscores the gap between a particular economy's performance and the best regulatory performance at any point in time and is used to assess the absolute change in the economy's regulatory environment over time as measured by *Doing Business* (see the chapter on the ease of doing business score and ease of doing business ranking). The ranking on the ease of doing business complements the ease of doing business score by providing information about an economy's performance in business regulation relative to the performance of other economies as measured by *Doing Business*.

*Doing Business* uses a simple averaging approach for weighting component indicators, calculating rankings and determining the ease of doing business score.<sup>4</sup> Each topic covered by *Doing Business* relates to a different aspect of the business regulatory environment. The scores and rankings of each economy vary considerably across topics, indicating that a strong performance by an economy in one area of regulation can coexist with weak performance in another (figure 2.1). One way to assess the variability of an economy's regulatory performance is to look at its scores across topics (see the country tables). Qatar, for example, has an overall ease of doing business score of 65.89, meaning that it is about two-thirds of the way from the worst to the best performance. It scores highly at 99.44 on paying taxes, 87.67 on starting a

FIGURE 2.1 An economy’s regulatory environment may be more business-friendly in some areas than in others



Source: *Doing Business* database.  
Note: The scores reflected are those for the 10 *Doing Business* topics included in this year’s aggregate ease of doing business score. The figure is illustrative only; it does not include all 190 economies covered by this year’s report. See the country tables for the scores for each *Doing Business* topic for all economies.

business and 83.27 on registering property. At the same time, it has a score of 28.33 for protecting minority investors, 38.12 for resolving insolvency and 40 for getting credit.

FACTORS DOING BUSINESS DOES NOT MEASURE

Many important policy areas are not covered by *Doing Business*; even within the areas it covers its scope is narrow (table 2.2). *Doing Business* does not measure the full range of factors, policies and institutions that affect the quality of an economy’s business environment or its national competitiveness. It does

not, for example, capture aspects of macroeconomic stability, development of the financial system, market size, the incidence of bribery and corruption or the quality of the labor force.

The focus is deliberately narrow even within the relatively small set of indicators included in *Doing Business*. The time and cost required for the logistical process of exporting and importing goods is captured in the trading across borders indicators, for example, but they do not measure the cost of tariffs or of international transport. *Doing Business* provides a narrow perspective on the infrastructure challenges that firms face, particularly in the developing world, through these indicators. It does not address the extent to which inadequate roads, rail, ports and communications may add to firms’ costs and undermine competitiveness (except to the extent that the trading across borders indicators indirectly measure the quality of ports and border connections). Similar to the indicators on trading across borders, all aspects of commercial legislation are not covered by those on starting a

business or protecting minority investors. Given that *Doing Business* measures only a few features of each area that it covers, business regulatory reforms should not focus only on these narrow areas and should be evaluated within a broader perspective.

*Doing Business* does not attempt to quantify all costs and benefits of a particular law or regulation to society as a whole. The paying taxes indicators measure the total tax and contribution rate, which, in isolation, is a cost to businesses. However, the indicators do not measure—nor are they intended to measure—the benefits of the social and economic programs funded with tax revenues. Measuring the quality and efficiency of business regulation provides only one input into the debate on the regulatory burden associated with achieving regulatory objectives, which can differ across economies. *Doing Business* provides a starting point for this discussion and should be used in conjunction with additional data sources. Other World Bank Group databases that provide comprehensive data related to some areas of *Doing Business* include: Women,

| TABLE 2.2 Examples of areas not covered by <i>Doing Business</i> |
|--|
| Macroeconomic stability  |
| Development of the financial system                              |
| Quality of the labor force                                       |
| Incidence of bribery and corruption                              |
| Market size  |
| Lack of security   |

Business and the Law, which measures legal restrictions on women's economic opportunities in 189 economies; the Logistic Performance Index, which benchmarks the performance of trade logistics in 160 economies; the World Governance Indicators, which provides data on different dimensions of governance in 214 economies; and Country Policy and Institutional Assessments, which measure the quality of policies and institutions in International Development Association (IDA) economies.<sup>5</sup>

## ADVANTAGES AND LIMITATIONS OF THE METHODOLOGY

The *Doing Business* methodology is designed to be an easily replicable way to benchmark specific characteristics of business regulation—how they are implemented by governments and experienced by private firms on the ground. Its advantages and limitations should be understood when using the data (table 2.3).

Ensuring comparability of the data across a global set of economies is a central consideration for the *Doing Business* indicators, which are developed using standardized case scenarios with specific assumptions. One such assumption is the location of a standardized business—the subject of the *Doing Business* case study—in the largest business city of the

economy. The reality is that business regulations and their enforcement may differ within a country, particularly in federal states and large economies. But gathering data for every relevant jurisdiction in each of the 190 economies covered by *Doing Business* is infeasible. Nevertheless, where policy makers are interested in generating data at the local level, beyond the largest business city, and learning from local good practices, *Doing Business* has complemented its global indicators with subnational studies (box 2.1). Also, coverage was extended to the second largest business city in economies with a population of more than 100 million (as of 2013) in *Doing Business 2015*.

*Doing Business* recognizes the limitations of the standardized case scenarios and assumptions. But while such assumptions come at the expense of generality, they also help to ensure the comparability of data. Some *Doing Business* topics are complex, and so it is important that the standardized cases are defined carefully. For example, the standardized case scenario usually involves a limited liability company or its legal equivalent. There are two reasons for this assumption. First, private limited liability companies are the most prevalent business form (for firms with more than one owner) in many economies around the world. Second, this choice reflects the focus of *Doing Business* on expanding opportunities for entrepreneurship: investors are

encouraged to venture into business when potential losses are limited to their capital participation.

Another assumption underlying the *Doing Business* indicators is that entrepreneurs have knowledge of and comply with applicable regulations. In practice, entrepreneurs may not be aware of what needs to be done or how to comply with regulations and may lose considerable time trying to find out. Alternatively, they may intentionally avoid compliance—by not registering for social security, for example. Firms may opt for bribery and other informal arrangements intended to bypass the rules where regulation is particularly onerous—an aspect that helps explain differences between the *de jure* data provided by *Doing Business* and the *de facto* insights offered by the World Bank Enterprise Surveys.<sup>6</sup> Levels of informality tend to be higher in economies with particularly burdensome regulation. Compared with their formal sector counterparts, firms in the informal sector typically grow more slowly, have poorer access to credit and employ fewer workers—and these workers remain outside the protections of labor law and, more generally, other legal protections embedded in the law.<sup>7</sup> Firms in the informal sector are also less likely to pay taxes. *Doing Business* measures one set of factors that help explain the occurrence of informality and provides policy makers with insights into potential areas of regulatory reform.

TABLE 2.3 Advantages and limitations of the *Doing Business* methodology

| Feature                                     | Advantages   | Limitations  |
|---|--|--|
| Use of standardized case scenarios          | Makes data comparable across economies and methodology transparent   | Reduces scope of data; only regulatory reforms in areas measured can be systematically tracked   |
| Focus on largest business city <sup>a</sup> | Makes data collection manageable (cost-effective) and data comparable  | Reduces representativeness of data for an economy if there are significant differences across locations                                |
| Focus on domestic and formal private sector | Keeps attention on formal sector—where regulations are relevant and firms are most productive                  | Unable to reflect reality for informal sector—important where that is large—or for foreign firms facing a different set of constraints |
| Reliance on expert respondents              | Ensures that data reflect knowledge of those with most experience in conducting types of transactions measured | Indicators less able to capture variation in experiences among entrepreneurs   |
| Focus on the law                            | Makes indicators “actionable”—because the law is what policy makers can change                                 | Where systematic compliance with the law is lacking, regulatory changes will not achieve full results desired                          |

a. In economies with a population of more than 100 million as of 2013, *Doing Business* covers business regulation in both the largest and second largest business city.

### BOX 2.1 Subnational *Doing Business* indicators: the European Union series

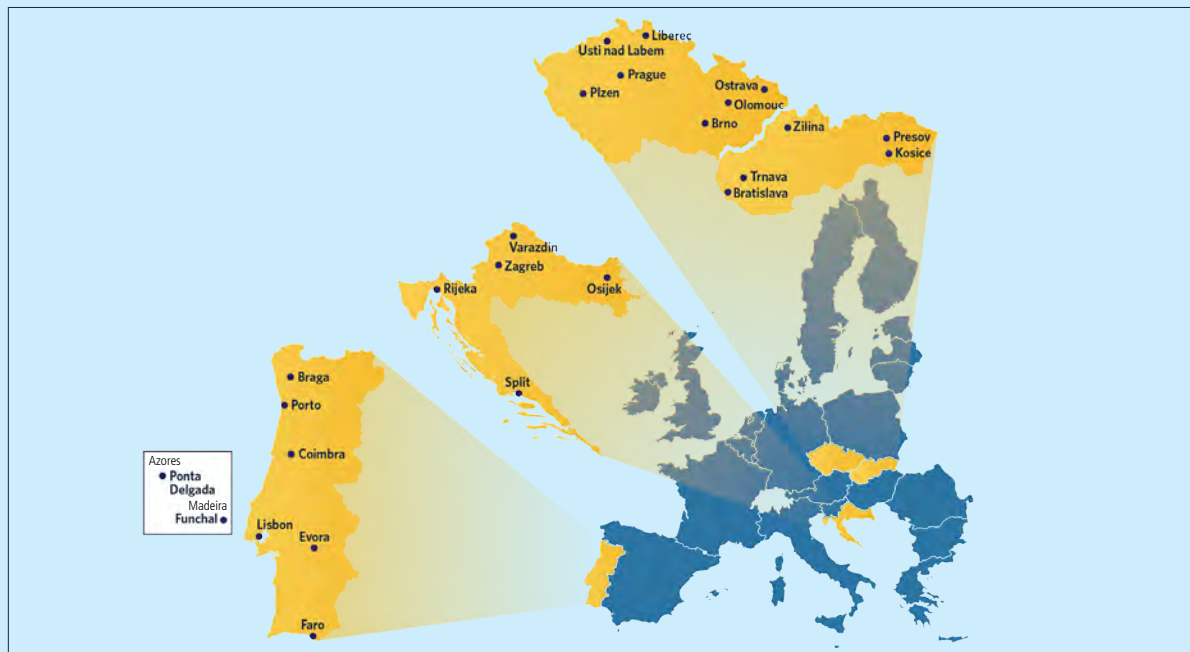
*Doing Business in the European Union* is a series of subnational reports being produced by the World Bank Group at the request of and funded by the European Commission's Directorate-General for Regional and Urban Policy (DG REGIO). A first edition, covering 22 cities in Bulgaria, Hungary and Romania, was released in 2017. This year, 25 more cities in Croatia, the Czech Republic, Portugal and the Slovak Republic were benchmarked (see map). The next study in the subnational series will cover 24 cities in Greece, Ireland and Italy. The ambition is to continue this series until all member states with at least 4 million inhabitants have been covered. The focus of the series is on indicator sets that measure the complexity and cost of regulatory processes as well as the strength of legal institutions, affecting five stages in the life of a small to medium-size domestic firm: starting a business, dealing with construction permits, getting electricity, registering property and enforcing contracts through a local court.

Because many regulations and administrative measures are implemented or determined by local authorities, subnational *Doing Business* studies give a nuanced and comprehensive representation of the business regulatory system and the efficacy of the bureaucracy at the local administrative unit level. By providing a factual baseline, along with local examples of good practices, the studies promote peer learning—both within national boundaries and beyond—and convergence among locations toward regulatory good practices.

The results are revealing. The studies show that there remain substantial differences in the business environment both between and within EU member states. And these differences matter. A study that looked at cities in Italy, Poland, Romania and Spain found that firms located in places with a better business environment have a stronger performance in sales, employment and productivity growth as well as in investments.<sup>a</sup> Reducing the cost for local firms to do business would enhance their efficiency and competitiveness abroad and encourage investments, which are critical for regional growth. A European Commission report on competitiveness in low-income and low-growth regions also emphasizes the need to improve public administration and make procedures more transparent.<sup>b</sup>

The findings of the studies indicate how reform-minded officials can make tangible improvements by replicating good practices already existing in other cities in their country. For example, by adopting all the good practices found at the subnational level, all four member states benchmarked in 2018 would move substantially closer to the regulatory best performance.

The insights from the subnational *Doing Business in the European Union* series will be relevant for the individual country reports produced for the European Semester (the European Union's economic and fiscal policy coordination framework) and for the Cohesion Policy (the EU's main investment policy) and will be closely linked with the European Commission's "lagging regions" initiative, which studies constraints to growth and investment in the low-income and low-growth regions of the European Union.



a. Farole and others 2017.

b. European Commission 2017.

## DATA COLLECTION IN PRACTICE

The *Doing Business* data are based on a detailed reading of domestic laws, regulations and administrative requirements as well as their implementation in practice as experienced by private firms. The report covers 190 economies—including some of the smallest and poorest economies, for which little or no data are available from other sources. The data are collected through several rounds of communication with expert respondents (both private sector practitioners and government officials), through responses to questionnaires, conference calls, written correspondence and visits by the team. *Doing Business* relies on four main sources of information: the relevant laws and regulations, *Doing Business* respondents, the governments of the economies covered and the World Bank Group regional staff (figure 2.2). For a detailed explanation of the *Doing Business* methodology, see the data notes at <http://www.doingbusiness.org>.

### Relevant laws and regulations

The *Doing Business* indicators are based mostly on laws and regulations:

approximately two-thirds of the data embedded in the *Doing Business* indicators are based on a reading of the law. In addition to filling out questionnaires, *Doing Business* respondents submit references to the relevant laws, regulations and fee schedules. The *Doing Business* team collects the texts of the relevant laws and regulations and checks the questionnaire responses for accuracy. The team will examine the civil procedure code, for example, to check the maximum number of adjournments in a commercial court dispute, and read the insolvency code to identify if the debtor can initiate liquidation or reorganization proceedings. These and other types of laws are available on the *Doing Business* law library website.<sup>8</sup> Since the data collection process involves an annual update of an established database, having a very large sample of respondents is not strictly necessary. In principle, the role of the contributors is largely advisory—helping the *Doing Business* team to locate and understand the laws and regulations. There are quickly diminishing returns to an expanded pool of contributors. This notwithstanding, the number of contributors rose by 70% between 2010 and 2018.

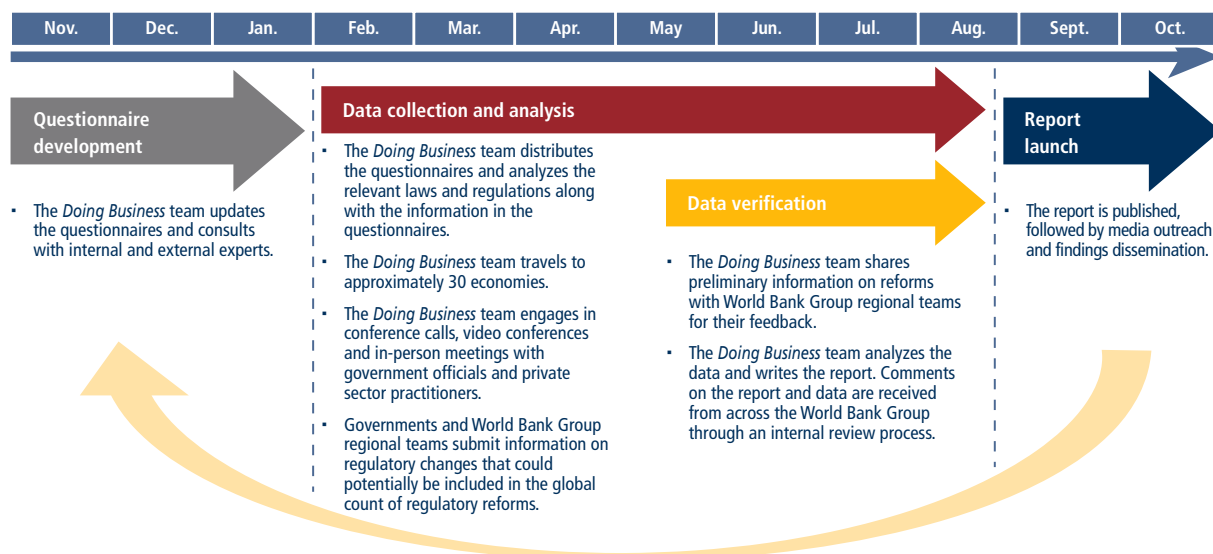
Extensive consultations with multiple contributors are conducted by the team to minimize measurement errors for the rest of the data. For some indicators—for example, those on dealing with construction permits, enforcing contracts and resolving insolvency—the time component and part of the cost component (where fee schedules are lacking) are based on actual practice rather than the law on the books. This introduces a degree of judgment by respondents on what actual practice looks like. When respondents disagree, the time indicators reported by *Doing Business* represent the median values of several responses given under the assumptions of the standardized case.

### Doing Business respondents

More than 43,800 professionals in 190 economies have assisted in providing the data that inform the *Doing Business* indicators over the past 16 years.<sup>9</sup> This year's report draws on the inputs of more than 13,800 professionals.<sup>10</sup> The *Doing Business* website shows the number of respondents for each economy and each indicator set.

Selected on the basis of their expertise in these areas, respondents are

FIGURE 2.2 How *Doing Business* collects and verifies the data





**Doing Business offers policy makers a benchmarking tool useful in stimulating policy debate.**

professionals who routinely administer or advise on the legal and regulatory requirements in the specific areas covered by *Doing Business*. Because of the focus on legal and regulatory arrangements, most of the respondents are legal professionals such as lawyers, judges or notaries. In addition, officials of the credit bureau or registry complete the credit information questionnaire. Accountants, architects, engineers, freight forwarders and other professionals answer the questionnaires related to paying taxes, dealing with construction permits, trading across borders and getting electricity. Information that is incorporated into the indicators is also provided by certain public officials (such as registrars from the company or property registry).

The *Doing Business* approach is to work with legal practitioners or other professionals who regularly undertake the transactions involved. Following the standard methodological approach for time-and-motion studies, *Doing Business* breaks down each process or transaction, such as starting a business or registering a building, into separate steps to ensure a better estimate of time. The time estimate for each step is given by practitioners with significant and routine experience in the transaction.

There are two main reasons that *Doing Business* does not survey firms. The first relates to the frequency with which firms engage in the transactions captured by the indicators, which is generally low. For example, a firm goes through the start-up process once in its existence, while an incorporation lawyer may carry out 10 such transactions each month. The incorporation lawyers and other experts providing information to *Doing Business* are therefore better able

to assess the process of starting a business than are individual firms. They also have access to current regulations and practices, while a firm may have faced a different set of rules when incorporating years before. The second reason is that the *Doing Business* questionnaires mostly gather legal information, which firms are unlikely to be fully familiar with. For example, few firms will know about all the main legal procedures involved in resolving a commercial dispute through the courts, even if they have gone through the process themselves. But a litigation lawyer should have little difficulty in providing the requested information on all the procedures.

### **Governments and World Bank Group regional staff**

After receiving the completed questionnaires from the *Doing Business* respondents, verifying the information against the law and conducting follow-up inquiries to ensure that all relevant information is captured, the *Doing Business* team shares the preliminary descriptions of regulatory reforms with the Country Management Units (CMUs) of the World Bank Group in different regions. At a later stage, the team sends the final versions of the reform descriptions to the World Bank Group's Board of Executive Directors, which then informs the governments of the reforms in their economies. Through this process, government authorities and World Bank Group staff working on the economies covered by *Doing Business* can alert the team about, for example, regulatory reforms not reported by the respondents or additional achievements of regulatory reforms. In addition, the team responds formally to the comments of governments or regional staff and provides explanations of the scoring decisions.

### **Data adjustments**

Information on data corrections is provided in the data notes available at the *Doing Business* website. A transparent complaint procedure allows anyone to challenge the data. From November 2017 to October 2018 the team received and responded to over 150 queries on the data.

### **USES OF THE DOING BUSINESS DATA**

*Doing Business* was designed with two main types of users in mind: policy makers and researchers. It is a tool that governments can use to design sound business regulatory policies. Nevertheless, the *Doing Business* data are limited in scope and should be complemented with other sources of information. *Doing Business* focuses on a few specific rules relevant to the specific case studies analyzed. These rules and case studies are chosen to be illustrative of the business regulatory environment, but they are not a comprehensive description of that environment. By providing a unique data set that enables analysis aimed at better understanding the role of business regulation in economic development, *Doing Business* is also an important source of information for researchers.

### **Governments and policy makers**

*Doing Business* offers policy makers a benchmarking tool useful in stimulating policy debate, both by exposing potential challenges and by identifying good practices and lessons learned. Despite the narrow focus of the indicators, the initial debate in an economy on the results they highlight typically turns into a deeper discussion on areas where business regulatory reform is needed, including areas well beyond those measured by *Doing Business*. In economies where subnational studies are conducted, the *Doing Business* indicators go one step further in offering policy makers a tool to identify good practices that can be adopted within their economies (see box 2.1).

Many *Doing Business* indicators can be considered “actionable.” For example, governments can set the minimum capital requirement for new firms, invest in company and property registries to increase their efficiency, or improve the efficiency of tax administration by adopting the latest technology to facilitate the preparation, filing and payment of taxes by the business community. And they can undertake court reforms to shorten delays in the enforcement of contracts. But some *Doing Business* indicators capture procedures, time and costs that involve private sector participants, such as lawyers, notaries, architects, electricians or freight forwarders. Governments may have little influence in the short run over the fees these professions charge, though much can be achieved by strengthening professional licensing regimes and preventing anticompetitive behavior. And governments have no control over the geographic location of their economy, a factor that can adversely affect businesses.

While many *Doing Business* indicators are actionable, this does not necessarily mean that they are all “action-worthy” in a particular context. Business regulatory reforms are only one element of a strategy aimed at improving competitiveness and establishing a solid foundation for sustainable economic growth. There are many other important goals to pursue—such as effective management of public finances, adequate attention to education and training, adoption of the latest technologies to boost economic productivity and the quality of public services, and appropriate regard for air and water quality to safeguard public health. Governments must decide what set of priorities best suits their needs. To say that governments should work toward a sensible set of rules for private sector activity (as embodied, for example, in the *Doing Business* indicators) does not suggest that doing so should come at the expense of other worthy policy goals.

Over the past decade governments have increasingly turned to *Doing Business* as a repository of actionable, objective data providing unique insights into good practices worldwide as they have come to understand the importance of business regulation as a driving force of competitiveness. To ensure the coordination of efforts across agencies, economies such as Colombia, Malaysia and the Russian Federation have formed regulatory reform committees. These committees use the *Doing Business* indicators as one input to inform their programs for improving the business environment. More than 70 other economies have also formed such committees. In East Asia and the Pacific, they include Brunei Darussalam; Indonesia; the Republic of Korea; Myanmar; the Philippines; Sri Lanka; Taiwan, China; and Thailand. In the Middle East and North Africa: Algeria, the Arab Republic of Egypt, Israel, Kuwait, Morocco, Qatar, Saudi Arabia and the United Arab Emirates. In South Asia: Afghanistan, Bangladesh, India and Pakistan. In Europe and Central Asia: Albania, Azerbaijan, Croatia, Georgia, Kazakhstan, Kosovo, the Kyrgyz Republic, the former Yugoslav Republic of Macedonia, Moldova, Montenegro, Poland, Tajikistan, Turkey, Ukraine and Uzbekistan. In Sub-Saharan Africa: Benin, Burundi, the Comoros, the Democratic Republic of Congo, the Republic of Congo, Côte d'Ivoire, Guinea, Guinea-Bissau, Kenya, Liberia, Madagascar, Malawi, Mali, Mauritius, Niger, Nigeria, Rwanda, Senegal, Sierra Leone, Sudan, Tanzania, Togo, Zambia and Zimbabwe. And in Latin America and the Caribbean: Argentina, Brazil, Chile, Costa Rica, the Dominican Republic, Guatemala, Jamaica, Mexico, Nicaragua, Panama, Peru and St. Lucia. Governments have reported more than 3,500 regulatory reforms, 1,116 of which

have been informed by *Doing Business* since 2003.<sup>11</sup>

Many economies share knowledge on the regulatory reform process related to the areas measured by *Doing Business*. Among the most common venues for this knowledge sharing are peer-to-peer learning events—workshops where officials from different governments across a region or even across the globe meet to discuss the challenges of regulatory reform and to share their experiences.

## Researchers

*Doing Business* data are widely used by researchers in academia, think tanks, international organizations and other institutions. Since 2003, thousands of researchers have utilized *Doing Business* data or its conceptual framework to analyze the impact of business regulation on various economic outcomes. This section provides a brief overview of studies published in the top 100 journals during the last 10 years or recently distributed as a working paper of a well-established institution.<sup>12</sup> The papers cited here are just a few examples of research done in the areas measured by *Doing Business*.<sup>13</sup> A comprehensive review of the literature is provided in the research chapters of *Doing Business 2014* and *Doing Business 2015*.

Regulation of firm entry is one of the most investigated areas of business regulation. The results of this body of research suggest that excessive regulation of entry increases the number of informal businesses and employment. A natural experimental study in Mexico found that reforms that simplified business registration increased registration by 5% and wage employment by 2.2%.<sup>14</sup> These reforms also resulted in 14.9% of informal business owners shifting to the

*Thousands of researchers have utilized Doing Business data or its conceptual framework to analyze the impact of business regulation on various economic outcomes.*



formal economy.<sup>15</sup> In Portugal, reforms reducing the time and cost for company formalization increased the number of business start-ups by 17% and created seven new jobs per 100,000 inhabitants per month. These new start-ups were more likely to be female-owned, were smaller and headed by less experienced and less-educated entrepreneurs compared to others, suggesting that the reform created a more inclusive environment for aspiring entrepreneurs.<sup>16</sup>

Efficient and non-distortionary business regulations are crucial for productivity. A study on India, for example, shows that inefficient licensing and size restrictions cause a misallocation of resources, reducing total factor productivity (TFP) by preventing efficient firms from achieving their optimal scale and allowing inefficient firms to remain in the market.<sup>17</sup> The study concludes that removing these restrictions would boost TFP by 40-60%. In the European Union and Japan, implicit taxes on capital use were shown to reduce the average size of firms by 20%, output by 8.1% and output per firm by 25.6%.<sup>18</sup> A recent study on Côte d'Ivoire, Ethiopia, Ghana and Kenya demonstrates large productivity gains following the removal of firm-level distortions caused by uneven regulations and a poor business environment.<sup>19</sup> Research also shows that raising the efficiency level of bankruptcy laws in select OECD high-income economies to that of the United States would increase the TFP of the former by about 30% through a rise in bank loans to large firms.<sup>20</sup>

In many economies, companies engaged in international trade struggle with high trade costs arising from transport, logistics and regulations that impede their competitiveness and growth potential. With the *Doing Business* indicators on trading across borders, several empirical studies have assessed how trade costs affect the export and import performance of economies. A rich body of empirical research shows that efficient infrastructure and a healthy business

environment are positively linked to export performance.<sup>21</sup> According to a study, a 1-day increase in transit time reduces exports by an average of 7% in Sub-Saharan Africa.<sup>22</sup> Another study found that a 1-day delay in transport time for landlocked economies and for time-sensitive agricultural and manufacturing products reduce trade by more than 1% for each day of delay.<sup>23</sup> Delays in customs clearance also negatively impact a firm's ability to export, particularly when goods are destined for new clients.<sup>24</sup> In economies with flexible entry regulations, a 1% increase in trade is associated with an increase of more than 0.5% in income per capita but has no positive income effects in economies with more rigid regulation.<sup>25</sup> Research has also shown that potential gains for consumers from import competition are reduced in economies with cumbersome regulation.<sup>26</sup>

Even though *Doing Business* measures aspects of business regulation affecting domestic firms, several studies indicate that better business regulation is associated with higher levels of FDI.<sup>27</sup> Also, the impact of FDI on domestic investment depends on how business-friendly entry regulations are in the host economy. A study shows that FDI can crowd out domestic investment in economies with costly processes for starting a business.<sup>28</sup> Another study points out that economies with simpler processes for starting a business have higher international market integration on average.<sup>29</sup>

A well-designed insolvency framework is a vital determinant of debt recovery. A reform making bankruptcy laws more efficient in Colombia, for example, improved the recovery rate of viable firms significantly.<sup>30</sup> In India the establishment of debt recovery tribunals reduced non-performing loans by 28% and lowered interest rates on larger loans, suggesting that faster processing of debt recovery cases cut the cost of credit.<sup>31</sup> A recent study using *Doing Business* data showed that insolvency resolution is one of the

main drivers behind "missing" corporate bond markets in many economies.<sup>32</sup>

More borrowers gain access to credit in economies with a robust legal system that supports the use of movable assets as collateral and a well-developed credit information sharing system. In a multi-economy study, the introduction of collateral registries for movable assets was shown to increase firms' access to finance by approximately 8%.<sup>33</sup> Creditors' ability to use movable assets, vis-à-vis real estate, is shown to increase the debt capacity of firms.<sup>34</sup> An in-depth review of global bank flows revealed that firms in economies with better credit information sharing systems and higher branch penetration evade taxes to a lesser degree.<sup>35</sup>

There is also a large body of work investigating the distortionary effects of high tax rates and cumbersome tax codes and procedures. After a tax reform in Brazil, business licensing among retail firms rose by 13%.<sup>36</sup> Research shows that a 10% reduction in tax complexity is comparable to a 1% reduction in effective corporate tax rates<sup>37</sup> and higher tax rates discourage entry.<sup>38</sup> A recent study finds that a lower tax compliance burden has a positive impact on the productivity of small and young firms.<sup>39</sup>

Labor market regulation—as measured by *Doing Business*—has been shown to have important implications for economies. According to one study, graduating from school during a time of adverse economic conditions has a persistent, harmful effect on workers' subsequent employment opportunities. The persistence of this negative effect is stronger in economies with stricter employment protection legislation.<sup>40</sup> Rigid employment protection legislation can also have negative distributional consequences. A study analyzing the labor market regulation literature points out that the impact of labor market regulation on productivity could be in either direction, and the magnitude of the

impact is modest. The study provides clear evidence that labor market regulation equalizes the income of the covered workers, but youth, women and less-skilled workers generally are left outside this coverage and the benefits.<sup>41</sup>

## Indexes

*Doing Business* identified 20 different data projects or indexes that use *Doing Business* as one of its sources of data.<sup>42</sup> Most of these projects or institutions use indicator level data and not the aggregate ease of doing business ranking. The indicator set most widely used is starting a business, followed by labor market regulation and paying taxes. These indexes typically combine *Doing Business* data with data from other sources to assess an economy along a particular aggregate dimension such as competitiveness or innovation. The Heritage Foundation's Index of Economic Freedom, for example, has used 22 *Doing Business* indicators to measure the degree of economic freedom in the world in four areas, including rule of law, government size, regulatory efficiency and market openness.<sup>43</sup> Economies that score better in these four areas also tend to have a high degree of economic freedom.

Similarly, the World Economic Forum uses *Doing Business* data in its Global Competitiveness Index to demonstrate how competitiveness is a global driver of economic growth. The organization also uses 13 *Doing Business* indicators in five indexes that measure institutions, product market efficiency, labor market efficiency, financial market development and business dynamism. These publicly accessible sources expand the general business environment data generated by *Doing Business* by incorporating it into the study of other important social and economic issues across economies and regions. They prove that, taken individually, *Doing Business* indicators remain a useful starting point for a rich body of analysis across different areas and dimensions in the research world.

## WHAT IS NEXT?

The *Doing Business* team is developing a new indicator set—contracting with the government—that benchmarks the efficiency, quality, transparency, accountability and integrity of public procurement systems around the world. Public procurement refers to the process by which public authorities purchase goods or services from firms. Globally, public procurement accounts for between 10 and 25% of GDP on average, with governments cumulatively spending about \$9.5 trillion in public contracts every year. The government is the biggest buyer on many national markets and the policy issues endorsed through public procurement can be a catalyst for economic development, innovation, employment and growth. Inefficient public procurement, on the other hand, is extremely costly. It compromises competition, thus raising the prices paid by governments for goods and services. Also, given the magnitude of the resources involved, the unique purchasing power of governments, the multitude of stakeholders and the complexity of processes, public procurement is particularly vulnerable to fraud and corruption. In the European Union alone, annual losses due to corruption in public procurement could equal approximately €5 billion (\$5.7 billion), higher than the GDP of more than 30% of Sub-Saharan African economies.<sup>44</sup>

Data are collected using a questionnaire that follows the life cycle of a procurement contract in the road infrastructure sector. The questionnaire was built to reflect internationally-recognized good practices in public procurement, peer-reviewed and piloted in 18 economies in late 2017. The team is in the process of collecting data for approximately 85 economies with the aim of publishing the results in the *Doing Business* website by early 2019 alongside the indicator set's preliminary methodology. Data collection will then be scaled-up to the full *Doing Business*

sample of 190 economies during the *Doing Business 2020* report cycle, when the indicators will be considered for inclusion in the *Doing Business* rankings.

*Doing Business* recognizes that the comparability of data over time is vital for both researchers and policy makers. The team has not, therefore, made any methodological changes in this year's data. This decision is also supported by the *Doing Business* External Audit Report 2018, which can be accessed at <http://www.doingbusiness.org/>.

## NOTES

1. Djankov 2016.
2. These papers are available on the *Doing Business* website at <http://www.doingbusiness.org/methodology>.
3. For more on the World Bank Enterprise Surveys, see the website at <http://www.enterprisesurveys.org>.
4. For getting credit, indicators are weighted proportionally, according to their contribution to the total score, with a weight of 60% assigned to the strength of legal rights index and 40% to the depth of credit information index. In this way, each point included in these indexes has the same value independent of the component it belongs to. Indicators for all other topics are assigned equal weights. For more details, see the chapter on the ease of doing business score and ease of doing business ranking available at <http://www.doingbusiness.org>.
5. For more information on these databases, see their websites: Women, Business and the Law (<https://wbl.worldbank.org/>); Logistic Performance Index (<https://lpi.worldbank.org/>); World Governance Indicators (<http://info.worldbank.org/governance/wgi/#home>); Country Policy and Institutional Assessments (<https://datacatalog.worldbank.org/dataset/country-policy-and-institutional-assessment>).
6. Hallward-Driemeier and Pritchett 2015.
7. Schneider 2005; La Porta and Shleifer 2008.
8. For the law library, see the website at <http://www.doingbusiness.org/law-library>.
9. The annual data collection exercise is an update of the database. The *Doing Business* team and the contributors examine the extent to which the regulatory framework has changed in ways relevant for the features captured by the indicators. The data collection process should therefore be seen as adding each year to an existing stock of knowledge reflected in the previous year's report, not as creating an entirely new data set.
10. While about 13,800 contributors provided data for this year's report, many of them completed a questionnaire for more than one *Doing Business* indicator set. Indeed, the

total number of contributions received for this year's report is more than 17,200, which represents a true measure of the inputs received. The average number of contributions per indicator set and economy is more than seven. For more details, see <http://www.doingbusiness.org/contributors/doing-business>.

11. These are reforms for which *Doing Business* is aware that information provided by *Doing Business* was used in shaping the reform agenda.
12. The journal and institution rankings are from Research Papers in Economics (RePEc) and cover the last 10 years. They can be accessed at <https://ideas.repec.org/top/top.journals.simple10.html> and <https://ideas.repec.org/top/top.inst.allbest10.html>.
13. Since 2003, when the *Doing Business* report was first published, more than 3,400 research articles discussing how regulation in the areas measured by *Doing Business* influence economic outcomes have been published in peer-reviewed academic journals and 1,360 of these are published in the top 100 journals. Another 9,450 are published as working papers, books, reports, dissertations or research notes.
14. Bruhn 2011.
15. Bruhn 2013.
16. Branstetter and others 2014.
17. Hsieh and Klenow 2009.
18. Guner, Ventura and Xu 2008.
19. Cirera, Fattal Jaef and Maemir 2017.
20. Neira 2017.
21. Portugal-Perez and Wilson 2011.
22. Freund and Rocha 2011.
23. Djankov, Freund and Pham 2010.
24. Martincus, Carballo and Graziano 2015.
25. Freund and Bolaky 2008.
26. Amity and Khandelwal 2011.
27. Corcoran and Gillanders 2015.
28. Munemo 2014.
29. Norbäck, Persson and Douhan 2014.
30. Giné and Love 2010.
31. Visaria 2009.
32. Becker and Josephson 2016.
33. Love, Martínez Pería and Singh 2016.
34. Calomiris and others 2017.
35. Beck, Lin and Ma 2014.
36. Monteiro and Assunção 2012.
37. Lawless 2013.
38. Belitski, Chowdhury and Desai 2016.
39. Dabla-Norris and others 2017.
40. Kawaguchi and Murao 2014.
41. Betcherman 2015.
42. The projects or indexes using *Doing Business* as a source of data are the following: Citi and Imperial College London's Digital Money Index; Cornell University and the World Intellectual Property Organization's Global Innovation Index (GII); DHL's Global Connectedness Index (GCI); Fraser Institute's Economic Freedom of the World (EFW) index; Heritage Foundation's Index of Economic Freedom (IEF); INSEAD's Global Talent Competitiveness Index (GTCI); International Institute for Management Development's World Competitiveness Yearbook; KPMG's Change Readiness Index (CRI); Legatum Institute's Legatum Prosperity Index; Millennium Challenge Corporation's Open Data Catalog; Oxford University's International Civil Service Effectiveness (InCISE) Index; PricewaterhouseCoopers' Paying Taxes 2018: In-depth Analysis on Tax Systems in 190 Economies Report; TRACE's Bribery Risk Matrix; U.S. Chamber of Commerce's Global Rule of Law and Business Dashboard; University of Gothenburg's Quality of Government (QoG) Standard Dataset; and World Economic Forum's Enabling Trade Index (ETI), Global Competitiveness Index (GCI), Human Capital Index (HCI), Networked Readiness Index (NRI) and Travel and Tourism Competitiveness Index (TTCI).
43. For more on the Heritage Foundation's Index of Economic Freedom, see the website at <http://heritage.org/index>.
44. European Parliament 2016.

# Starting a Business and Registering Property

## *The role of training in facilitating entrepreneurship and property rights*

By keeping records of a company's formal existence and of land ownership rights, business and land registries play a critical role in any economy's business environment. Registering a new company or a property right is best done when registry officers are well trained and knowledgeable. A combination of targeted training and effective communication to both civil servants and the public can improve the overall quality of the public goods and services provided by business and land registries.

For the first time this year *Doing Business* collected data on the training and communication of changes provided to both the officers and the users of business and land registries. Regarding registry officers, *Doing Business* research covered qualification requirements for civil servants, the mandatory training of officers, the frequency and duration of training and how changes in the registries are communicated to them. Data were also collected on training for registry users, including the workshops offered to new business owners and the targeted communication of registry changes to the general public. This case study examines how training contributes to business activity by improving the quality of services provided by business registries (to entrepreneurs) and land registries (to property owners).

### TRAINING REGISTRY OFFICERS

Business and land registry officers play a key role in facilitating the delivery of high-quality services to new entrepreneurs.

The systematic training of registry officers is, therefore, vital for a well-functioning registry system and the effective implementation of government policies to promote entrepreneurship.

### Relevance of training in business and land registries

Well-trained staff are more efficient and less prone to making errors when assessing transactions or assisting entrepreneurs. Business registrars typically undertake a series of training programs and examinations to gain the qualifications required to perform their duties. The Canadian province of Alberta, for example, requires aspiring business registrars to complete three levels of exams to receive the highest accreditation for the Corporate Registry Electronic System. To pass these exams, students complete three online courses (costing 365 Canadian dollars—about \$282—each) through which they learn how to perform procedures such as registering limited liability partnerships and amending corporate structures, among others.<sup>1</sup>



- This year *Doing Business* collected data on training provided to business and land registry officers and users in 183 economies.
- Training opportunities at business and land registries are only provided in a limited number of economies.
- Only 24% of the economies measured for this case study legally require professional training for business registry officers.
- Mandatory training for business registry officers is associated with higher business registry efficiency while annual training for land registry officers is also associated with higher land registry efficiency.
- Communication of changes at the business and land registries—through workshops for registry officers and dissemination campaigns for registry users—is associated with a lower transaction completion time.



*Training registry officers about upcoming changes is associated with a positive impact on the business operating environment.*

Land registrars also play a fundamental role in guaranteeing legal certainty to property rights transactions. To perform their duties local land officers need a range of technical and communication skills that can be attained through staff training programs.<sup>2</sup> Most economies regulate the position of land registrar, typically through minimum skill or education requirements. Of the 183 economies included in this case study, 74% require that land registrars attain a minimum level of education (usually a university degree in law), 47% require a professional qualification and 44% mandate a minimum number of years of experience. Only 15% of economies require a combination of four criteria—typically a minimum level of education, minimum years of experience, professional qualification and being a civil servant. Prospective land registrars in Bulgaria, for example, must have a university degree in law, a license to practice law, evidence of moral integrity and professional standing, no record of intentional criminal offenses, and the candidate must not be an elected member of the Supreme Judicial Council.

### Continuous training in business and land registries

Most economies do not have legally binding regulation that mandates training for business registry officers (figure 3.1). Indeed, just 24% of the economies measured for this case study legally require professional training for business registry officers. Such requirements vary significantly among regions—nearly two-thirds (59%) of economies in Europe and Central Asia have a legal requirement for training, but only 11% of economies in the Middle East and North Africa do.<sup>3</sup> Although group classes are the most common form of training, online learning tools are used in about 5% of economies with a legal requirement to

provide training to business registry officers. The content of the training is diverse, varying from technical skills (legislative changes, types of entities and incorporation requirements, IT skills) to soft skills (professional ethics, communication skills). In Spain, the Professional Association of Registrars offers online and in-person courses free of charge for registry officers. Topics include the legal forms and corporate structure of a company and the processes of registering or dissolving each type of company, among others.<sup>4</sup>

Slightly more than half of the economies that legally mandate training also define a minimum frequency or duration of that training. In China and Romania, for example, mandatory training programs must be held annually. Registry staff typically make decisions on the duration and frequency of training programs.

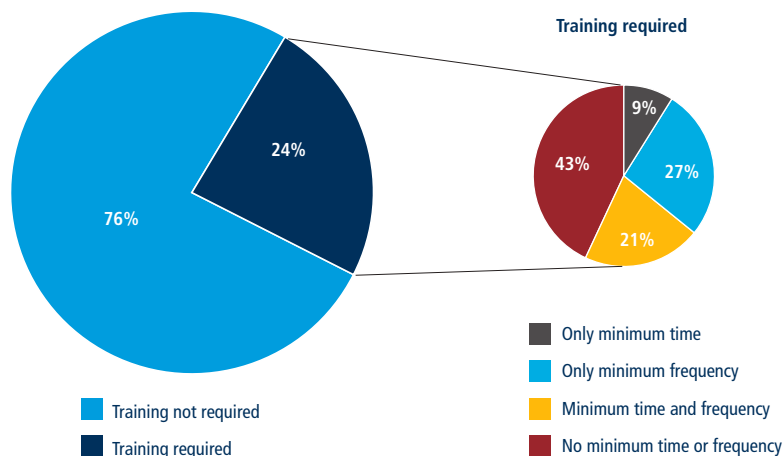
The Land Administration Guidelines from the United Nations Economic Commission for Europe suggest that

continuous training for land registry officers be practical, available to all who require it and range from university-level courses for comprehensive professional training to short-term courses for the introduction of new techniques.<sup>5</sup> Land registries should provide both formal and in-house training for employees and ensure that staff have adequate time to take advantage of training opportunities.<sup>6</sup> Training is essential to convey registry service standards (procedural times, for example) so that staff understand their duties and are equipped to handle problems when they arise.<sup>7</sup>

Training should not be limited to managers and supervisors. Land registry staff that interact with the public on a daily basis should also be well trained. Capacity-building training programs—such as that provided for the staff of Turkey's land and cadaster agency in 2018 or the workshop on land records management in Thailand held in 2017—can be important for maintaining the quality of land registry services.<sup>8</sup>

Although most economies do not legally require continuous training, one-third of economies measured by this case study hold regular training programs on

**FIGURE 3.1** Most economies do not legally require training for business registry officers



Source: Doing Business database.

a variety of topics for land registry officials. Routine training is offered in 45% of OECD high-income economies but just 24% of economies in Sub-Saharan Africa.<sup>9</sup> While the topics of these training programs vary, they commonly include administrative processes (offered in 35% of economies with training), property rights (30%), new systems or innovations (27%) and customer service and coordination with other agencies such as the cadaster or tax authority (22%).

Business and land registry efficiency tends to be higher in economies where training is offered to registry staff. Economies with mandatory training for business registry officers have a score for starting a business that is 6 points higher on average than those without it (figure 3.2). Furthermore, economies with annual training programs at the land registry have a higher score (by 7 points on average) for registering property than economies without it.

### Communicating changes to registry officers

Changes to regulations or processes at business and land registries can be communicated to staff in various ways. At business registries, officers learn about changes to the business start-up process through workshops in 66% of economies; in 39% of economies they are informed via pilot tests. Workshops and pilot tests are also the most common means of informing staff of changes to regulations or processes at land registries; 56% of economies mainly use workshops for this purpose while 24% use pilot tests (figure 3.3).

By using pilot testing, business and land registries can identify and address potential challenges before the full implementation of new processes. Pilot tests are most commonly implemented in registries in Europe and Central Asia, where 55% of business registries and 41% of land registries use pilot testing. A significant share of registries in the OECD high-income economies

**FIGURE 3.2** Economies with training programs tend to score better than those without



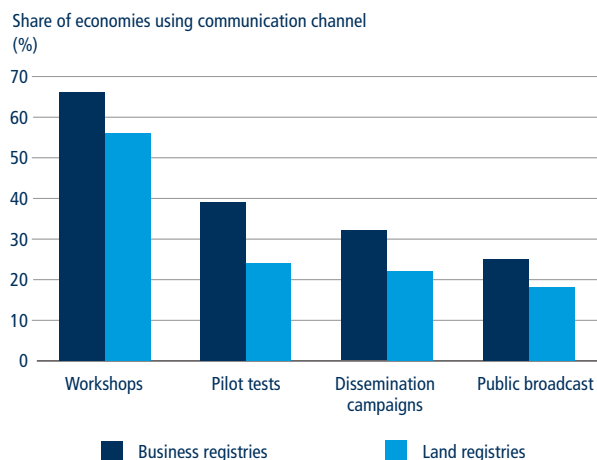
Source: *Doing Business* database.

Note: For training at the business registry, this relationship is significant at the 1% level after controlling for income per capita. For training at the land registry, this relationship is significant at the 5% level after controlling for income per capita.

and East Asia and the Pacific also run pilot tests before implementing new processes. Pilot testing is used in less than 20% of economies in Latin America and the Caribbean, the Middle East and North Africa, South Asia and Sub-Saharan Africa.

Training registry officers about upcoming changes is associated with a positive impact on the business operating environment. *Doing Business* data indicate that it takes 12 days less on average to incorporate a business and 29 days less on average to transfer a property in

**FIGURE 3.3** Workshops are the most common channel for communicating changes to registry



Source: *Doing Business* database.

Note: An economy can use multiple channels of communication as listed above. Economies where changes are not communicated (two economies) are excluded from the sample. Workshops refer to the use of presentations for a group of people. Pilot tests refer to the use of small-scale experiments or tests to introduce changes. Dissemination campaigns refer to the use of social media or billboards. Public broadcast refers to using television or radio transmission to convey changes.

economies where registry officers have received training compared to economies where no training is offered (figure 3.4).

## TRAINING REGISTRY USERS

Registry users also benefit from training. As the popularity of entrepreneurial training programs has risen in recent years governments worldwide have taken steps to develop and expand such programs.

### Relevance of training for entrepreneurs

In 2014 some 230 Entrepreneurship Education and Training (ETT) programs were identified around the world; these include global initiatives like the International Labor Organization's Know About Business and Start and Improve Your Business and regional programs like Injaz Al-Arab.<sup>10</sup>

When EET programs target budding entrepreneurs, results show significant increases in self-employment, household consumption, and income two years after the intervention.<sup>11</sup> Over time, evaluations find positive and significant effects

of EET on business growth such as, for example, enhancing entrepreneurs' access to credit.<sup>12</sup> Training programs also succeeded in teaching new entrepreneurs managerial skills useful to the operation of their businesses.<sup>13</sup> In addition, business-support interventions for small and medium-size enterprises like training programs help improve firm performance and create jobs.<sup>14</sup> However, depending on the national context and on the audience receiving the program, the impact of training programs can vary widely. An experiment in Bosnia and Herzegovina, for example, showed that individuals with an existing business tend to benefit more from training opportunities and make more investments than individuals without a business.<sup>15</sup>

For more than three decades, the New Enterprise Incentive Scheme—a program run by Australia's Department of Jobs and Small Business—has provided accredited training and mentoring to help individuals start a business. Delivered by a network of 21 providers nationally, each year the scheme provides 8,600 people with small business training, income support and rental assistance during their first year in business.<sup>16</sup>

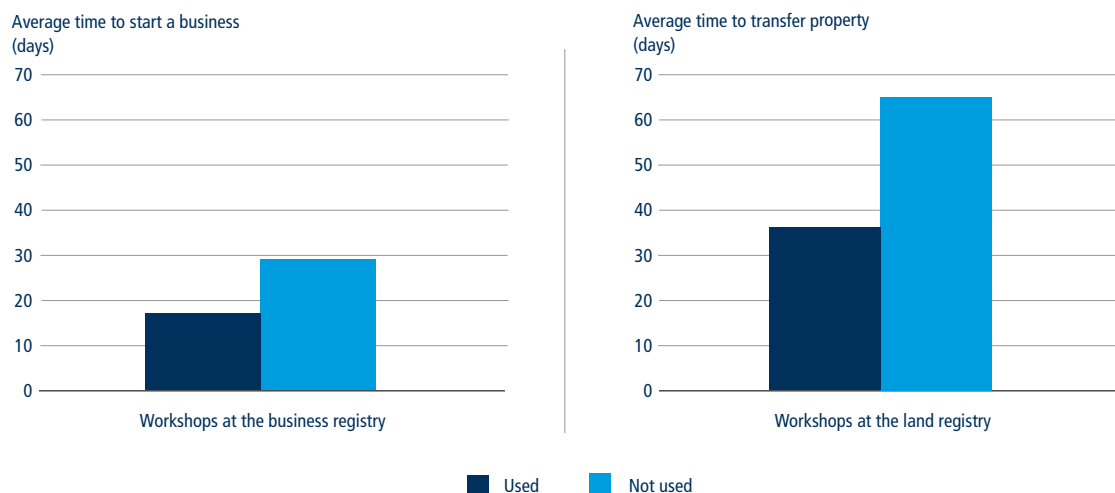
Guatemala's business registry maintains a budget explicitly dedicated to training system users—the registry has an annual budget of 70,000 quetzales (about \$10,000) specifically for training notaries and lawyers. In recent years the land registry spent 208,000 quetzales (about \$28,000) to provide training to more than 3,000 system users, mainly notaries and lawyers.

Skills training programs are more successful when the private sector is involved in curriculum development as well as providing on-the-job training via internships or apprenticeships.<sup>17</sup> Colombia's *Jóvenes en Acción* program, for example, combines classroom instruction with on-the-job training at private companies. This model's short-term outcomes—namely a higher probability of formal employment and greater earnings—were sustained over the long term.

### Training and information opportunities for registry users

Registries offer training to start-up firms in just over one-half of OECD high-income economies, the highest share among the regions measured by *Doing Business*; registries in South Asia offer

**FIGURE 3.4** Starting a business and transferring property tend to take less time in economies where workshops are provided to registry staff



Source: *Doing Business* database.

Note: Both relationships are significant at the 1% level after controlling for income per capita.



the least training to entrepreneurs (figure 3.5). Where training opportunities are offered to entrepreneurs, these usually take the form of group classes, workshops and seminars. Online courses are available in one-third of the economies that offer training.

Training can be offered to anyone starting a business but, in some cases, special learning opportunities are directed to targeted groups, such as youth, elderly and woman entrepreneurs. However, just 17% of economies that provide training implement targeted training programs. In Niger the Chamber of Commerce and Industry and the National Employment Promotion Agency run an entrepreneurship training program tailored specifically to young people, including high school students and other youths who did not complete formal education.<sup>18</sup>

Help desks play a critical role in addressing citizens concerns and inquiries regarding various processes developed by public agencies. By providing access to information help desks act as a strategic educational tool for the public; they allow citizens to have

answers to specific inquiries related to procedures. Of the economies included in this case study, 57% have a help desk specifically for property registration available to the public. In general, economies with a publicly-available help desk tend to have a higher score on the quality of land administration index.<sup>19</sup> The help desk, which is entirely focused on user and customer satisfaction, improves land registry quality by providing feedback on the types of issues raised by customers, which the registry can then address. Since Peru's *Superintendencia Nacional de los Registros Públicos* (SUNARP, the national public registry superintendency) established the Citizen Attention Center in 2014, the help desk has addressed more than half a million inquiries. The center's lawyers, registration law specialists, provide guidance free of charge on registration and general procedures at the land registry. All citizens have access to this service via e-mail, chat and a free hotline, *Aló SUNARP*. Economies that have a help desk at the land registry tend to perform better on the ease of registering property indicator set and have a better score in the quality of land administration index.<sup>20</sup>

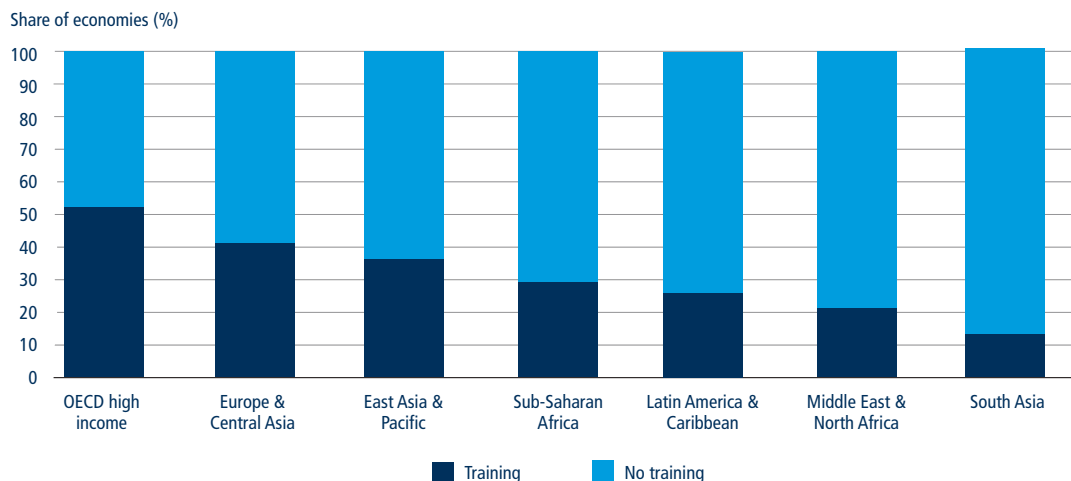
### Communication of changes to registry users

Business and land registries inform the public of changes—for example, to requirements for registering a company or selling a property—using various channels of communication. In a majority of economies, business registries communicate changes to the business start-up process via a dissemination campaign using social media or physical billboards (63%) and public broadcasts on television or radio (65%). Training and workshops are a less-common method of conveying such changes (36%).

Income level plays a role in determining which communication method is used. Business registries in around two-thirds (70%) of low- and middle-income economies use public broadcasting; those in high-income economies rely more heavily on web-based methods of dissemination, such as publication on the business registry's website.

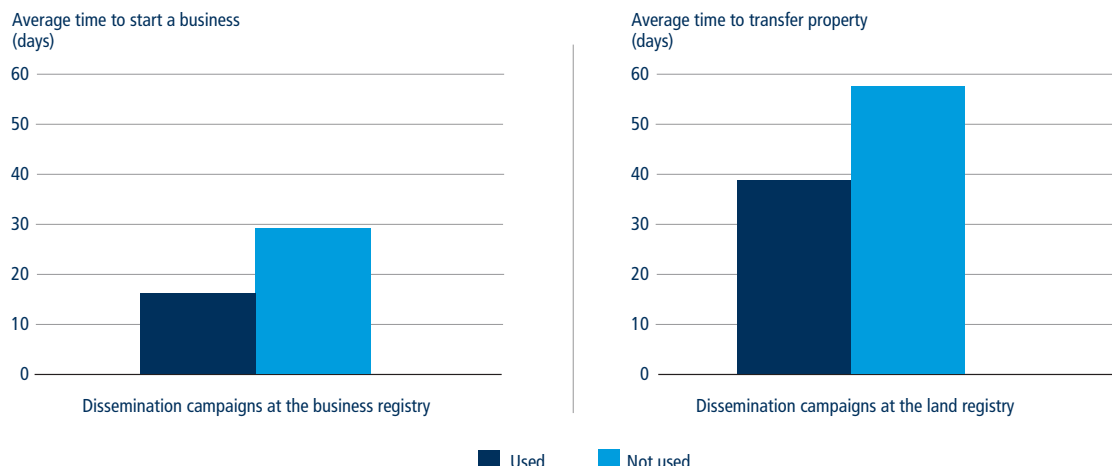
Similarly, when a new initiative is adopted by the land registry, or when significant changes are made to the legislation or a new system is implemented, registries in 46% of economies communicate those

**FIGURE 3.5** Most OECD high-income economies provide registry training to entrepreneurs





**FIGURE 3.6** Starting a business and transferring property tend to be faster when registry changes are introduced through dissemination campaigns



Source: *Doing Business* database.

Note: For the business registry, this relationship is significant at the 1% level after controlling for income per capita. For the land registry, this relationship is significant at the 5% level after controlling for income per capita.

changes to the public through a dissemination campaign; 61% rely most heavily on television and radio.

When citizens are made aware of the changes implemented at the business and land registries, they may be more likely to assert their rights with confidence. *Doing Business* data show that it takes 13 days less on average to start a business and 19 days less on average to transfer a property when a dissemination campaign is used to communicate changes to the public (figure 3.6).

## CONCLUSION

Training can be important for ensuring the quality of business and land registries. Data collected for *Doing Business 2019* suggest that training initiatives are beneficial to both registry officers and entrepreneurs. Access to training for registry officials and the public can be provided through a variety of channels. Workshops, learning programs, help desks, media broadcasts and awareness campaigns can improve the efficiency of business and land registries and create a well-informed public.

## NOTES

This case study was written by Cyriane Coste, Marie Lily Delion, Fatima Hewaidi, Frédéric Meunier, Albert Nogues i Comas, Nadia Novik, Nathalie Reyes, Erick Tjong and Yuriy Valentinovich Avramov.

- For more information, see the registries training section of the website of the Association of Alberta Registry Agents (AARA) at <http://www.aaratraining.com/index.aspx?tabid=1>.
- Fourie 1998.
- The share of economies (as measured by this case study) with a legal requirement for training is as follows: Europe and Central Asia (59%); East Asia and the Pacific (28%); OECD high income (27%); Latin America and the Caribbean (16%); Sub-Saharan Africa (16%); South Asia (13%); and Middle East and North Africa (11%).
- For more information, see the website of the Asociación Profesional de Registradores at <http://www.apregistadores.com/>.
- UNECE 1996.
- Williamson 2000.
- FAO 2017.
- For more information on the World Bank's Land Registration and Cadastre Modernization Project in Turkey, see <http://documents.worldbank.org/curated/en/774231526581694132/pdf/Disclousable-Version-of-the-ISR-Turkey-Land-Registration-and-Cadastre-Modernization-Project-P106284-Sequence-No-21.pdf>. Additional information on the Workshop on Land Records Management and Information Systems:Community of Learning Exchange can be found at <http://www.worldbank.org/en/events/2017/06/12/workshop-on-land-records-management-and-information-systems-community-of-learning-exchange#1>.
- The share of economies (as measured by this case study) that hold regular training programs for land registry officials is as follows: OECD high income (45%); East Asia and the Pacific (40%); South Asia (38%); Europe and Central Asia (32%); Middle East and North Africa (32%); Latin America and the Caribbean (29%); and Sub-Saharan Africa (24%).
- Valerio, Parton and Robb 2014.
- Valerio, Parton and Robb 2014.
- Valerio, Parton and Robb 2014.
- Dana 2001.
- Cravo and Piza 2016.
- Bruhn 2011.
- For more information on Australia's New Enterprise Incentive Scheme, see the website of the Department of Jobs and Small Business at <https://www.jobs.gov.au/self-employment-new-enterprise-incentive-scheme-neis>.
- Valerio, Parton and Robb 2014.
- Le Sahel. 2014. "Signature de conventions de financement entre le PRODEC, la CCIAN et l'ANPE: près de 404 millions de FCFA pour soutenir la formation professionnelle et l'insertion économique des jeunes." January 30. <http://news.aniamey.com/h/11947.html>.
- This relationship is significant at the 1% level after controlling for income per capita.
- This relationship is significant at the 1% level after controlling for income per capita.



# Getting Electricity

## Understanding the benefits of wiring regulation

An extensive fire broke out in one of Bamako's largest markets, the Marché Rose, in December 2017. Business owners watched as their investments were destroyed.<sup>1</sup> After the fire was extinguished, the extent of the damage was clear—hundreds of stalls had been burnt down at a cost of more than 1 billion CFA francs (approximately \$1.7 million), most of which was shouldered by small firms. An investigation by the utility later found that faulty installation of electrical wiring caused the fire.

Such incidents act as a reminder that electricity is inherently hazardous. However, electrification is crucial for economic development—its impact on education, labor and income is well documented. Household electrification is estimated to result in an average rise of around 7% in school enrollment, 25% in employment and 30% in income.<sup>2</sup> Where electricity services are deficient, firm performance is negatively impacted. World Bank Enterprise Survey data for 2017 indicate that business owners in developing economies perceive a lack of reliable electricity supply as the biggest obstacle to the operation of their businesses, behind only access to finance, the informal sector and political instability.<sup>3</sup>

There are myriad supply-side impediments to gaining access to electricity. A complicated connection process, for example, can make obtaining a new electricity connection difficult for a newly-incorporated startup.<sup>4</sup> Furthermore, once connected to the grid, firms may face blackouts that force them to halt production<sup>5</sup> or hikes in electricity tariffs that undermine their productivity.<sup>6</sup>

Safety is often absent from the discussion on access to electricity. Faulty wiring can cause direct harm or indirect injury due to fires or explosions. To adequately mitigate safety risks, electricians must be well qualified. However, without a proper accreditation system, asymmetry of information arises—the seller of a good (or service, in this case), has greater knowledge than the buyer.<sup>7</sup> The public is unable to differentiate a good electrician from a bad one. Regulation is also necessary to offset negative market externalities that arise when a firm is not liable for the full cost of an economic decision.<sup>8</sup> Ultimately, the hiring decision will vary depending on the perspective of the consumer—one individual may be willing to hire an unqualified professional while the neighboring community may not (as it would bear the full cost associated with faulty wiring in the case of a fire).

### THE HUMAN AND ECONOMIC COST OF FAULTY WIRING

Between 2011 and 2015, fire departments in the United States responded to

- A robust regulatory framework governing the electricity sector and accrediting the electrician profession protects public safety by helping the market overcome asymmetry of information and moral hazards.
- *Doing Business* data show that approximately three-quarters of economies have an electrical code or regulation setting forth standards for electrical installations.
- Requirements for qualifications and skill development in the electrical profession can prevent electrical system failure incidents. Barely two-thirds of the economies covered by *Doing Business* require electricians to have accreditations guaranteeing their qualifications to carry out a building's internal wiring.
- Mandatory inspections and liability regimes introduce accountability vis-à-vis the party undertaking the internal wiring works of a building. Inspections can be carried out by utilities, certified electrical engineers or third-party inspection bodies. Such inspections are required in about 70% of economies.
- *Doing Business* data indicate that effective regulatory regimes that protect the public from electrical system failure incidents also tend to have an efficient grid connection process.



nearly 200,000 fires at manufacturing or industrial properties. These fires caused the largest share of civilian deaths and direct property damage, averaging \$1.2 billion annually.<sup>9</sup> Most industrial property fires are the result of incidents associated with “electrical distribution and lighting equipment” (figure 4.1). The types of equipment most typically involved in a fire’s ignition are the wiring installation or transformer and power supply. Moreover, the leading cause of ignition is electrical failure (for example, a short circuit or an arc from a broken conductor).

Deadly fires involving electrical failure are common, particularly in developing economies. In South Africa, for example, electrical fires accounted for 80% of the economic loss caused by the 46,000 fires that were attended to in 2015.<sup>10</sup> Improper equipment often causes such fires. In 2012, a fire destroyed a shoe factory in Lahore; investigators later confirmed that a faulty electrical generator was to blame. Incorrect wiring installation is another major cause of electrical fires. Peru’s National Institute of Quality (INACAL) has reported that the main causes of fires in that country

are (i) electricians not conforming with wiring codes and standards, and (ii) non-certified electrical engineers performing wiring installation and connection works. Unsurprisingly, data indicate that seven of every 10 fires in urban areas in Peru are the result of defective electricity installations, such as faulty wiring or equipment that does not comply with the norms of the National Electric Code and Norm NTP 370.304 Electrical Installations of Buildings.<sup>11</sup>

### ENSURING SAFE ACCESS TO ELECTRICITY MAKES ECONOMIC SENSE

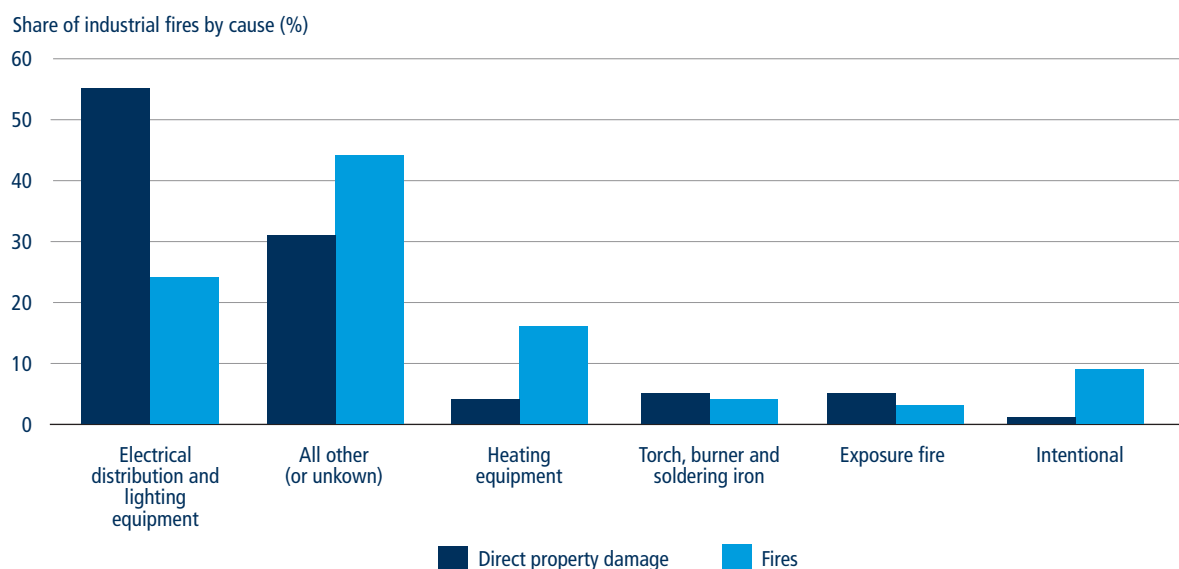
The risks associated with electrical failures undermine firms. At the same time, access to the electrical grid is a key driver of firm production. A casual relationship has been established between electricity consumption and economic growth in India, Indonesia, the Philippines and Thailand.<sup>12</sup> Across Sub-Saharan Africa, it is estimated that the economic growth drag of a weak power infrastructure is about 2 percentage points annually.<sup>13</sup> In Nigeria, increases in

energy consumption have been found to spur economic expansion.<sup>14</sup>

Small and medium-size enterprises (SMEs) are especially dependent on grid access as they often lack the resources to rely on captive power solutions. Doe and Asamoah (2014) find that without reliable energy supply, SMEs in Ghana struggle to boost output, resulting in low profitability.<sup>15</sup> Similarly, research on electricity provision in India shows that the expansion of the electricity network boosts industrial development and increases the performance of smaller firms.<sup>16</sup>

Given the importance of electricity, managing the risks associated with its use is imperative. The lack of professional certification requirements and quality controls that characterize an inadequately regulated electricity sector reinforce the asymmetry of information individuals face when assessing the qualifications of electricians and engineers. Analogous to Akerlof’s “lemons problem,”<sup>17</sup> unqualified electricians may drive their qualified counterparts out of the market since the latter group will

**FIGURE 4.1** Electrical failure is the leading cause of industrial property fires in the United States



Sources: Campbell 2018; National Fire Protection Association.  
Note: Data are annual averages for the period 2011–15.

be reluctant to lower their prices if they cannot make a return on their educational investment. In turn, the quality of electrician services will suffer.

Furthermore, in the event that a wiring defect causes a fire, the societal costs can extend beyond the private parties onto neighboring communities. Because private companies do not assume all damages, their decisions may stand in contrast to societal interests. In short, if the electricity market is unregulated, the hiring party may find it economically justifiable to use an unqualified electrician rather than a well-qualified (but more expensive) technician.

A robust regulatory framework governing the electricity sector is necessary to maintain public safety. Regulation must be transparent and cover a broad range of areas. Examples of good practice in electricity sector regulation are highlighted below, as are key findings from a *Doing Business* cross-economy comparison of electrical wiring safety provisions.

## CLEAR REGULATION: THE FIRST STEP TOWARD ENSURING PUBLIC SAFETY

A regulatory foundation establishes qualification requirements and electrical installation norms. In nearly all economies private contractors carry out the internal wiring *within* buildings. And in about one-half of the economies covered by *Doing Business*, private firms undertake the connection works *outside* the building, from the switchboard to the network. It is, therefore, important that commercial interests not be placed ahead of public safety.

Regulation should provide clear rules on (i) norming electrotechnical equipment, (ii) stipulating professional requirements in relation to electricians and installers, and (iii) establishing an inspection regime to ensure wiring works are up to code. *Doing Business* data show that,

across 190 economies, approximately three-quarters of economies have an electricity code or comprehensive legislative text that covers some or all of these areas. Having clear regulation in place establishes a foundation for regulating the electrical profession. The National Electric Code of Barbados, for example, sets forth requirements for professional qualifications to carry out electrical wiring, conditions for inspections of electrical wiring and prerequisites for the professional qualifications necessary to inspect electrical wiring.

Independent regulatory agencies contribute to the design of regulation governing electrical installation safety in good practice economies. An independent regulator can ensure clarity and transparency and form the basis of a system that encourages accountability.<sup>18</sup> In South Africa, for example, the statutory Bureau of Standards (SABS) has an explicit mandate to promote quality in products and services in several sectors, including engineering certifications and electrical appliances.

Common standards and rules encourage shared manufacturing facilities across economies.<sup>19</sup> It is indeed easier for private firms to operate beyond their borders in economies where regulation is similar. The European Committee for Electrotechnical Standardization (CENELEC) has strengthened regulatory coherence by aligning the electrical installation standards of the members of the European Union through standard HD 384 on Electrical Installations of Buildings. These standards provide clear guidelines on electrical installations for new buildings. Similarly, the African Electrotechnical Standardization Commission (AFSEC), established in 2008, promotes the harmonization of

*When electricians are certified and licensed, the public has proof of their professional qualification and an informed hiring decision can be made.*

standards across Africa and aims to incorporate international good practices. It currently has 11 statutory members.

Communication is just as important as regulation—market players must be informed of the rules. A first step, therefore, is to make the laws that stipulate the required professional qualifications for electricians—as well as norms on electrical equipment and installation—available to the public. In most economies, electricity codes and regulations are not publicly available online and only half of economies measured by *Doing Business* provide a list of steps online which customers must complete to obtain a new connection.

In the event of a legislative change to electricity sector regulation, market participants—including employees of the distribution utility and private contractors—must be informed swiftly. While modes of communicating such changes vary from one economy to another, two-thirds of distribution utilities report organizing training workshops for engineers, technicians and inspectors involved in the connection process when a change in regulation occurs. The majority of economies, however, do not provide public funds for such programs.

## ENSURING ELECTRICIANS HAVE THE RIGHT SKILLS

When electricians are certified and licensed, the public has proof of their professional qualification and an informed hiring decision can be made. Certification and licensing mechanisms can incentivize qualified professionals to offer their services, as their credential will allow them to stand out from their uncertified counterparts.

Proof of professional experience and education is commonly required for professionals to carry out electrical installation works. Different approaches exist across economies, however, with regards to licensing. Licenses can be issued by a dedicated public authority—for example, the Electrical and Mechanical Services Department in Jamaica—or the national regulatory body, as in the case of Uganda's Electricity Regulatory Authority. Other economies rely on professional organizations or academic institutions to issue licenses. In Pakistan, electricians performing internal installations are required to be a member of the board of engineers, a professional body that regulates the engineering profession. In the Dominican Republic, licenses are issued by the Colegio Dominicano de Ingenieros Arquitectos y Agrimensores (CODIA, a national engineering association). In other economies, including Brunei Darussalam and Singapore, the utility is responsible for issuing certifications. Such cases are usually confined to smaller economies where the utility is vertically integrated and has broad national coverage.

The requirements to be certified as an electrician also vary widely across economies. In Malaysia, to carry out internal wiring works, one must be registered as a professional engineer and have at least three years of professional experience, have successfully completed the required courses as determined by the Board of Engineers Malaysia and have either undergone a professional assessment examination or be a member of the Institution of Engineers Malaysia.<sup>20</sup> In Germany, electrical contractors require a certification which they can only obtain through an *Ausbildung*, a program that combines an apprenticeship and education. While most economies measured by *Doing Business* mandate a minimum level of education to undertake internal wiring installations, about 30% of economies have no requirements at all—and many

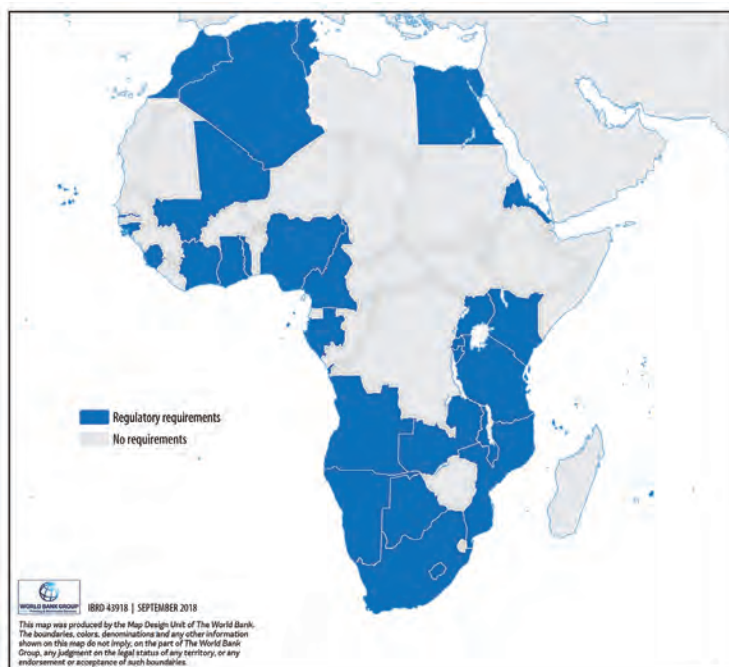
of these economies are in Sub-Saharan Africa (figure 4.2).

While entry into the electrical trade requires regulation, emphasis should also be placed on continuing participation. Many electricians are self-employed and are not associated with a professional body at the time they receive their trade license. As such, keeping them up to date on new regulation or technological changes can be challenging. Most companies lack the financial resources to offer formal training to their employees. In some economies, therefore, the onus is put on electricians to remain active to retain their license.

Hong Kong SAR, China, offers an extensive professional training program—the Continuing Professional Development (CPD) Scheme—in which all Registered

Electrical Workers (REWs) must participate to renew their registration. The training consists of two modules: (i) statutory requirements in electricity ordinance, wiring regulations and safety protocols; and (ii) dissemination of information on the design, maintenance and testing of electrical installations. The CPD Scheme requires REWs to complete the training, which is provided by various organizations and agencies, within the three years prior to the expiration of their registration.<sup>21</sup> Similarly, in the United States, all licensed professional engineers in the state of California are required to obtain 32 hours of continuing education at an approved trainee school—or any federate or state apprenticeship program—every three years prior to the renewal of their license. Elsewhere, the private sector has taken an active role in organizing training programs to improve the qualifications of all construction professionals. The Korea

**FIGURE 4.2** Many African economies lack professional norms to undertake internal wire works



Source: *Doing Business* database.

Note: Economies in blue have an electricity code (or set of regulations) that sets forth the professional qualifications (education and professional experience, for example) required to legally carry out a building's internal wiring installation. Economies in grey have no such requirements.

Electric Association, for example, which is comprised of corporations that are engaged in electricity-related businesses, provides regular training programs taught by leading experts in the industry.

## ENSURING THAT INTERNAL INSTALLATIONS ARE SAFE THROUGH MANDATED INSPECTIONS OR LIABILITY REGIMES

Regulatory compliance is as essential as the rules themselves. In 2009, a fire caused by ineffective grounding and aging cables destroyed the building of the Ministry of Foreign Affairs in Accra, Ghana. As is often the case in economies where there is a shortage of qualified engineers and a large informal sector, although regulation existed—Ghana’s National Wiring Code—it had not been observed. In Kenya, the informal sector, also known as *jua kali*, is extensively involved in the manufacturing sector. A study of electrical safety management in Kenya’s informal sector shows that most *jua kali* operators do not follow electrical safety regulations

and lack the appropriate equipment for electrical services.<sup>22</sup>

Despite the information prescribed in electrical codes and other regulation, technical audits often reveal faults in design, installation and maintenance. Inspections provide an incentive to comply with regulation. Initial inspections—carried out before the facility becomes operational—can help identify and fix any nonconformity of the installation.<sup>23</sup> In economies where private sector electricians make the external connection to the network, nearly all require that the utility inspect the connection works ahead of the electricity turn-on. Similarly, in about 70% of economies covered by *Doing Business* inspections of a new building’s electrical wiring are compulsory.

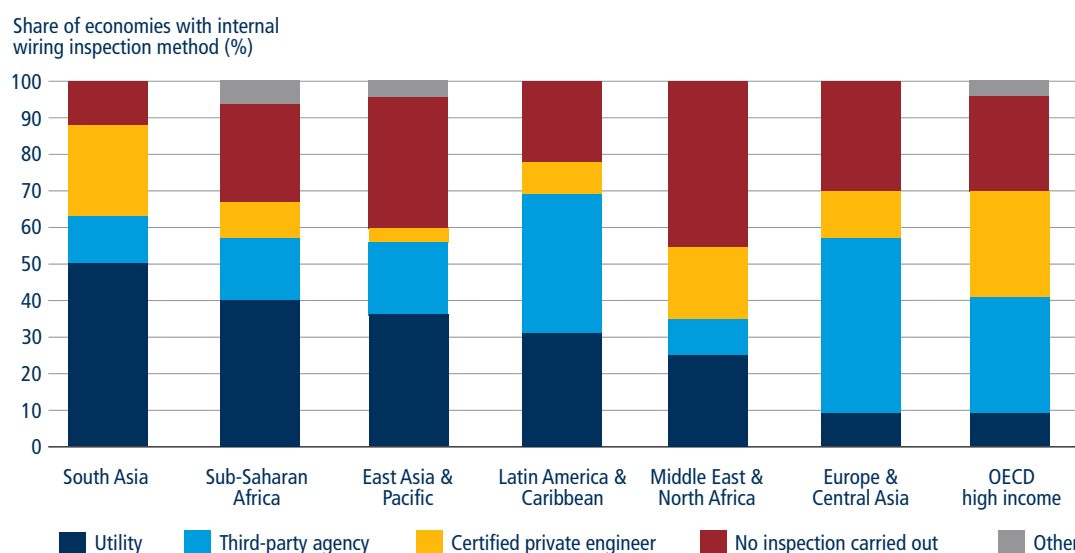
Inspections are typically carried out by the utility, a third-party agency or a certified electrical engineer (figure 4.3). Utilities perform this function in nearly 40% of economies where internal wiring inspections are required. In the United Arab Emirates, the Dubai Electricity and Water Authority (DEWA) checks the

internal wiring of the building to ensure compliance with the approved plans. Inspections approval is communicated internally within the utility, allowing DEWA to carry out the external electrical works immediately without the need for the customer to be present.

Third-party bodies carry out inspections in about one-third of economies with internal wiring inspection requirements. In Côte d’Ivoire, a public works institution, the Laboratoire du Bâtiment et des Travaux Publics (LBTP), is tasked with ensuring that all internal electrical installations comply with safety standards. To this end, an inspector examines various points on the installation—the grounding, the electrical panel, and so on. Clients can only apply for a new connection once the installation has been approved and a certificate of conformity has been issued.

In some economies, private certified electrical engineers provide internal wiring inspections. In Croatia, an internal wiring certificate must be submitted before the utility, Hrvatska Elektroprivreda (HEP), installs the meter. This certificate, which

**FIGURE 4.3** Who conducts the inspection of the internal wiring installation prior to the electrification of a commercial building?



Source: *Doing Business* database.



proves that the electrical installation has been tested, can be prepared by the client's electrician, provided they have the required accreditation, or—in most cases—by a third-party firm if the electrician lacks the required accreditation. The utility issues a final connection approval once this documentation is deemed satisfactory.

Because the circumstances surrounding electrical failures vary significantly, blanket recommendations on internal wiring inspection schemes are unhelpful. Mandatory inspections may be advisable in economies with a history of faulty wiring incidents; however, a risk-based approach may be more applicable in economies where the electricity profession is well-regulated and qualification standards are enforced. Despite varied practices, one recommendation holds true across all economies: inspectors should receive adequate training and have relevant qualifications.

Beyond inspections, another way to ensure the safety of internal installations is to implement clear liability regimes, placing an added responsibility on electricians by holding them legally responsible when incidents occur. In the Philippines, for example, the Board of Electrical Engineers can suspend electrical engineers for unprofessional or dishonorable conduct. The law specifies the circumstances under which an electrical engineer can be suspended from professional practice (for example in the case of fraudulent documents). Also, in cases of wiring regulation violations, the law gives any person, firm or association the right to file charges resulting in the revocation of the electrical engineer's license.

The choice of whether to employ internal wiring inspections or liability regimes (or both) varies from economy to economy as it depends on myriad factors (such as existing regulation, the size of the informal sector or history of wiring incidents). In economies where the

electrician profession is well regulated, norms are respected and the informal sector is small, liability regimes may be sufficient to ensure public safety, provided there is an efficient court system to foster accountability. Internal wiring inspections for lower risk constructions may not be necessary, as is current practice in OECD high-income economies such as Germany and Sweden. These economies do not require internal wiring checks as all electricians (i) must undergo a rigorous professional certification process and (ii) are held legally responsible that the installations they carry out are up to code.

The reality in other economies, however, stands in stark contrast to that of the OECD high-income economies. Many economies lack the qualified professionals needed to impose strict qualification requirements, making the implementation of liability regimes more challenging. Even where the electrician profession is well regulated, unqualified professionals may still offer their services if the informal sector is large and law enforcement is weak. Many economies with these characteristics (rightfully) require that all internal wiring installations be inspected to avoid incidents.

## **REGULATION AND EFFICIENCY ARE NOT MUTUALLY EXCLUSIVE**

Electricity sector regulation is crucial. However, regulation should be designed to transfer the regulatory burden away from end-users. In Mauritania, the utility requires that all electrical materials bought on the private market—including the transformer—be checked by the utility before the private electrical contractor can build a sub-station; this adds time and interactions to the connection process. Alternatively, in Nigeria, materials must be purchased from accredited distributors, which sell transformers that already include a test certificate from the manufacturer.

*Doing Business* data reveal that economies that provide efficient grid connection services (as measured in terms of time or cost) also tend to have (i) clear legal standards stating the qualifications necessary to carry out the internal works and (ii) a requirement for an inspection of the internal installation. At the global level, those low-income economies that meet at least one of these two criteria connect businesses to the grid in about 25% less time on average. And across income groups, economies with an internal wiring inspection have, on average, lower connection times. “Smart” regulation does not need to come at the expense of an efficient connection process.

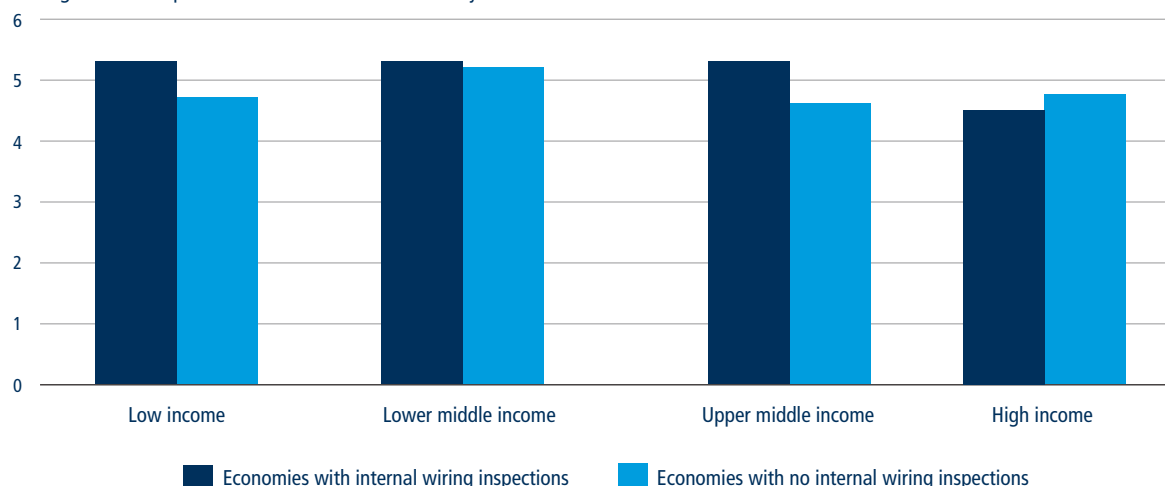
Dubai provides a good example of balancing efficiency and wiring compliance. To be certified by the Dubai Electricity and Water Authority (DEWA), practicing electrical engineers must pass the Municipality Exam for Electrical Installation. This requirement allows the utility to minimize the number of procedures needed to complete the process when the application is submitted without jeopardizing wiring safety standards. The internal wiring inspection is scheduled when the application to the utility is submitted through the utility's online portal by the customer's electrical contractor. Moreover, due to the standardization of internal wiring guidelines, the external connection works are commenced at the same time the inspection is carried out, with the results communicated internally within DEWA.

*Doing Business* data suggest that electricity services are in no way made worse where there is regulation that governs internal wiring inspections and qualifications. For example, there are fewer power outages, on average, in economies where an internal wiring inspection is necessary, which in turn may reduce the likelihood of faulty wiring defects. Moreover, across regions and income groups, there is no significant difference in the number of procedures—or even the connection time—in economies with internal wiring



**FIGURE 4.4** The number of procedures to connect to the grid are similar across income groups whether an internal wiring inspection is required or not

Average number of procedures to obtain a new electricity connection



Source: *Doing Business* database.

inspection requirements compared to those with none (figure 4.4).

## CONCLUSION

Established standards for electrical materials, wiring installations and electricians are not only essential for public safety—they also make economic sense. Qualification requirements for professional electricians help individuals overcome the asymmetry of information they would otherwise face. Accreditation systems that focus on both experience and education are essential.

Aligning national norms with international standards can ensure regulatory coherence and facilitate the safe use of electricity. Regulation alone is not sufficient—compliance with the law is just as important. To this end, many economies have instituted inspection regimes for internal wiring installations. Other economies have put in place liability regimes so that the electricians carrying out the wiring installation are held accountable in the case of future incidents.

*Doing Business* data demonstrate that economies with efficient electrical connection processes tend to have clear legal standards and quality controls for new electrical connections. In other words, regulatory regimes that protect the public from electrical failure incidents also tend to deliver good services to businesses through an efficient grid connection process or a reliable network.

## NOTES

This case study was written by Ahmad F. AlKhuzam, Jean Arlet, Viktoriya Ereshchenko and Silvia Carolina Lopez Rocha.

1. Le Republicain. 2017. "Violent incendie au grand marché de Bamako hier: Un mort et des centaines de magasins partis en fumée." December 13. <https://www.maliweb.net/societe/violent-incendie-grand-marche-de-bamako-hier-mort-centaines-de-magasins-partis-fumee-2721832.html>.
2. Jimenez 2017.
3. According to World Bank Enterprise Survey data, over 11% of business owners in developing economies perceive a lack of reliable electricity supply as their biggest obstacle, behind access to finance (15%), the informal sector (12%) and political instability (12%). For more information, see <http://www.enterprisesurveys.org>.
4. Geginat and Ramalho 2015.
5. Scott and others 2014.
6. Abeberese 2016.
7. Akerlof 1970.
8. Kapp 1950.
9. Campbell 2018.
10. Fire Protection Association of South Africa 2015.
11. International Copper Association Latin America. 2012. "El 70% de los incendios urbanos se debe a las malas instalaciones electricas." September 4. <http://programacasasegura.org/pe/2012/09/04/el-70-de-los-incendios-urbanos-se-debe-a-las-malas-instalaciones-electricas/>.
12. Asafu-Adjaye 2000.
13. Andersen and Dalgaard 2013.
14. Okafor 2012.
15. Doe and Asamoah 2014.
16. Rud 2012.
17. Akerlof 1970.
18. Wren-Lewis 2014.
19. Josias 2014.
20. For more information, see Board of Engineers Malaysia *Application for Registration as a Professional Engineer*. Available at <http://www.bem.org.my/documents/20181/43352/PENotes.pdf>.
21. For more information, see the *Continuing Professional Development Scheme for Registered Electrical Workers* of the Hong Kong SAR, China, Electrical and Mechanical Services Department. Available at [https://www.emsd.gov.hk/en/electricity\\_safety/cpd\\_scheme\\_for\\_rew/index.html](https://www.emsd.gov.hk/en/electricity_safety/cpd_scheme_for_rew/index.html).
22. Mutai and others 2007.
23. Rangel, Queiroz and Oliveira 2015.



# Trading Across Borders

## Training for trade facilitation


- In today's globalized and highly digitalized trading environment, the ability of trade professionals to benefit from electronic systems largely depends on training and communication. In recent years, *Doing Business* has captured reforms that highlight the fundamental role played by education, training and communication in trade facilitation.
- Of the economies that implemented trade reforms as captured in *Doing Business 2019*, 85% regularly provide training to customs clearance officials.
- Training of customs clearance officials and customs brokers is positively associated with lower border and documentary compliance times.
- *Doing Business* data indicate that the average time required to clear customs (for both exports and imports) is 34% lower in economies where clearance officers receive regular training compared to those where no regular training is provided.
- Worldwide, organizing workshops is the most commonly-used channel of communication to convey changes in practice or regulations to customs officials and customs brokers.
- A majority of economies do not require a formal university degree to operate as a customs broker. However, brokers are required to obtain a license in 75% of economies measured by *Doing Business*.

Nearly a decade ago, the World Customs Organization (WCO) highlighted the importance of education for trade facilitation by advocating for knowledge-based services, training and capacity building. The World Trade Organization's (WTO) Trade Facilitation Agreement (TFA) that entered into force in February 2017 further emphasized the importance of these instruments in trade facilitation. The WCO foresaw that the effective use of information and tools—such as electronic platforms and risk-based inspections—by customs professionals would help economies reduce the time and costs associated with trading across borders.<sup>1</sup> In today's globalized and highly-digitalized trading environment, however, the ability of trade professionals to reap the benefits of these tools depends heavily on training and communication. Indeed, the WTO cites training as one of the most important elements in the successful implementation of trade facilitation measures.<sup>2</sup>

Cross-border trade is a complex endeavor. According to the United Nations Conference on Trade and Development (UNCTAD), the average international trade operation involves between 20 and 30 parties. Trading includes not only government actors such as customs and port authorities but also brokers, commercial banks, vendors, insurance companies and freight forwarders.<sup>3</sup> Customs clearance officials and customs brokers are two of the most important parties involved in a typical international trade transaction. They have different but interconnected roles with regards to education, training and communication since they are the providers and users of customs services, respectively. While the customs clearance official is an employee of the customs administration who acts as a law enforcement officer, the customs broker is a third-party, private entity who deals directly with customs officials

on behalf of the exporter or importer. Customs officials perform several tasks on behalf of customs administrations including valuation, documentary checks, physical inspections of cargo and post-clearance audits. Customs brokers' duties include preparing trade documentation, ensuring the proper transfer of cargo as well as advising on exporting and importing requirements. Given these tasks, communication and training on new trade processes, as well as on IT developments, are critical.

*Doing Business* data show that education and training, together with communication with customs clearance officials and customs brokers, play an important role in the successful implementation of trade-related reforms. Education and training facilitate the implementation of new policies as well as the development of the specific skills or knowledge



required to make those policies operational.<sup>4</sup> Training can target various staff levels—from senior to operational staff—and encompass different types of programs, including technical training on daily operations, training linked to the implementation of new processes or the training of new staff.<sup>5</sup> Training can support the successful implementation of trade-related reforms by communicating relevant information about new programs and their requirements—simply knowing more about reforms could make government employees more likely to adopt them. Indeed, education and training are positively associated with reform implementation. Education and training can also improve communication, which is crucial for conveying pertinent information on new standards.<sup>6</sup>

A well-trained and educated workforce is equipped with the knowledge to perform their day-to-day duties as well as to increase the efficiency of the overall trade process. By developing workers' competencies and skills, training can act as a catalyst for improved organizational productivity.<sup>7</sup> Morocco customs has been implementing a series of reforms in the area of human resources and communication since the 1990s. Together with the introduction of an online declaration system and strong anticorruption measures, an improved training system for customs personnel and new communications channels (including a customs intranet and public website) for both staff and the public have substantially improved the efficiency of the customs service. Indeed, improved customs efficiency was associated with a 7.7% increase in customs revenue between 1998 and 2002.<sup>8</sup>

## THE ROLE OF GOVERNMENT IN EDUCATING AND COMMUNICATING CHANGE

Training policies typically require the support of the government to be successful, and training in customs is

*Education, training and communication can support the successful implementation of trade-related regulatory reforms.*

no exception. Since trade facilitation catalyzes economic growth, educating stakeholders to adopt trade reforms effectively should be a central government priority.<sup>9</sup> Bangladesh has identified its top priorities for trade facilitation as capacity building activities at ports and customs offices as well as communicating with relevant actors to ensure the proper adoption of regulations.<sup>10</sup>

Education, training and communication can support the successful implementation of trade-related regulatory reforms (box 5.1). India has supported its ambitious reform agenda by providing regular training to both customs officials and private sector agents, as well as by establishing Customs Clearance Facilitation Committees which bring together actors involved in international trade at regular meetings. Similarly, the Islamic Republic of Iran has invested in training customs officials, setting up “expert pools” of customs officials with existing technical training who are responsible for electronic goods clearance, as assigned by the national single window.

Governments are tasked with designing and implementing their national trade facilitation programs. Because of this, they are often best placed to lead stakeholder education and communication strategies through their customs administrations and National Trade Facilitation Committees. They are also well positioned to provide standardized, harmonized training programs.<sup>11</sup> Furthermore, governments have a stake in educating service providers and users, since the effective implementation of trade reforms will ultimately boost trade volumes. Providing adequate training—especially to firms with limited trading

experience—can, for example, result in fewer errors when firms are completing customs documents, contributing to time savings and increased trade volumes.<sup>12</sup> Governments provide trade-related training to customs clearance officials in 98% of economies measured by *Doing Business* and to customs brokers in 87%.

Significant improvements to Bolivia's foreign trade regime in 1985 were systematically offset by administrative shortcomings including high levels of bureaucracy and opacity in the public service. To address these issues, starting in 1997 the government introduced a series of initiatives to strengthen public administration, including redesigning the customs administrative structure and implementing educational programs for customs officers. Of these initiatives, education-related policies had the greatest impact. The introduction of a new competitive selection model for customs officers, higher qualification requirements and technical evaluations through exams—as well as mandatory on-the-job training and a required minimum number of training hours—helped to further reduce customs clearance times. Furthermore, even while imports into Bolivia were declining, the effective tax rate increased,<sup>13</sup> reflecting enhanced customs efficiency through corruption reduction and the implementation of new regulations.

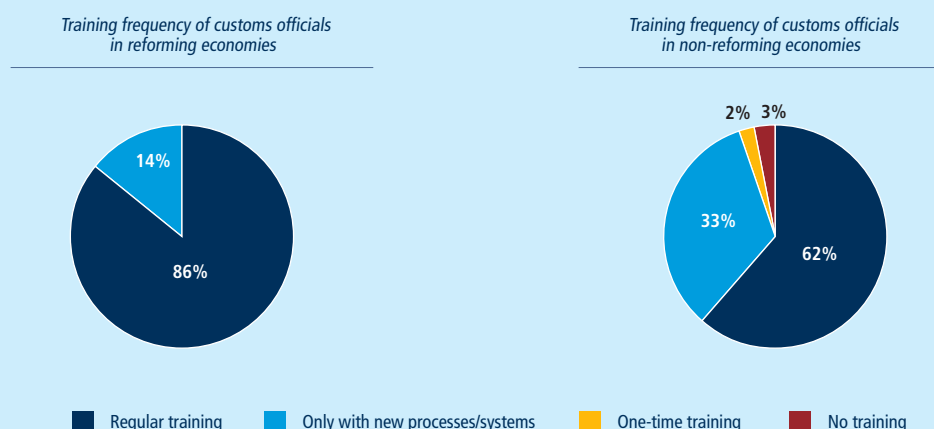
Governments use a variety of mechanisms to communicate changes in trade processes to customs officials and customs brokers. *Doing Business* data show that a workshop is the most commonly-used channel followed by disseminating information on a website (figure 5.1). Interestingly, 65% of

### BOX 5.1 Promoting reform implementation through education, training and communication

In recent years *Doing Business* has captured reforms that underscore the fundamental role played by education, training and communication in international trade processes. These reforms target not only the qualifications of the customs workforce but also the training provided to government officials and private sector agents when implementing new reforms, conducting pilot tests or communicating changes.

Well-trained customs professionals are more likely to navigate new trade procedures effectively. *Doing Business* data show that the share of governments providing regular training (at least once a year) to customs clearance officials is significantly higher in economies where reforms were implemented than in economies where they were not. A decrease in the time to clear goods at the border in El Salvador, for example, was associated with the 2017 recruitment and training of customs clearance officers. A lack of trained customs officers had previously hampered clearance efficiency, despite the introduction of numerous trade reforms.

#### Customs officials are more likely to receive regular training in reforming economies

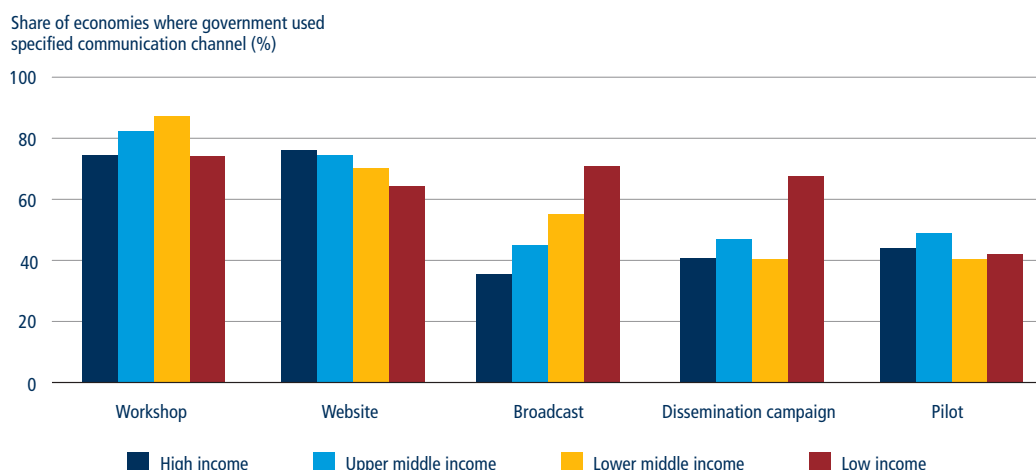


Source: *Doing Business* database.

Note: Reforming economies include 56 economies that implemented trade reforms in *Doing Business 2018* and *Doing Business 2019*. Non-reforming economies include 132 economies for which no reform was captured in *Doing Business 2018* or *Doing Business 2019*. "No practice" economies (Eritrea and the Republic of Yemen) are excluded from the sample. One-time training refers to providing training only once over the duration of service. Results hold when comparing economies within the same income group, with one exception in high-income economies; however, the difference is relatively small.

Training has been pivotal when introducing new electronic systems, such as customs management systems or national electronic single windows. *Doing Business* data show that many economies—including Afghanistan, Grenada and Jamaica in 2016, Cabo Verde and the Comoros in 2017 and Angola and Lesotho in 2018—have experienced reductions in the time to prepare documentation following training programs or pilot tests when implementing the Automated System for Customs Data (ASYCUDA) World, a customs data management system developed by UNCTAD. Brazil, Brunei Darussalam and Kenya also experienced positive results following the implementation of national electronic single window systems in 2017; by increasing awareness of the new platforms through training and seminars, they reduced documentary compliance time as measured by *Doing Business*.

A pilot test period, together with effective communication between government agencies, government officials and private sector agents, can also benefit reform implementation. The pilot period allows both for the testing and correction of a new system's functionality ahead of full implementation and deepens user knowledge of the new procedures. Pilot testing can also serve to mitigate resistance to change among public and private actors. The phased implementation of ASYCUDA in Angola (2017–18) and Lesotho (2015–18) provide good examples of successful pilot test periods. In both economies, ASYCUDA was initially launched as a pilot, allowing customs administrators the opportunity to test implementation issues and traders to get accustomed to the new system before its full launch. Subsequently, ASYCUDA has been used effectively in Angola and Lesotho, decreasing documentary compliance time for exports and imports in both economies.

**FIGURE 5.1** Most economies use workshops to convey changes in trade practices or regulations to customs officials

Source: *Doing Business* database.

Note: An economy can use several channels of communication as listed above. Economies where no communication of change is available (the Syrian Arab Republic and Timor-Leste) are excluded from the sample. Dissemination campaign refers to the use of social media or billboards. Pilot refers to the use of small-scale experiments/tests to introduce changes. Broadcast refers to using television or radio transmission to relay changes.

low-income economies use websites—only slightly below the 76% rate of high-income economies—even though the Internet penetration rate in low-income economies is just 12% (compared to a rate of 82% in high-income economies). This figure can be attributed to the fact that customs officials and brokers typically have greater access to the Internet than the average citizen.

Although governments remain the most important source of capacity-building training for customs officials and brokers, opportunities also exist for private sector involvement. In 2011 Mozambique implemented the Janela Única Electrónica (JUE), an electronic single window system, to streamline and harmonize its customs procedures. The JUE is managed by a private company which provided technical training on its use to all agents involved in international trade to ease the migration from a physical to an online system. Training sessions included specific modules for customs officials, brokers, freight forwarders, shipping line representatives, port operators, port authorities and banks. Additional training is available when new processes are launched or upon request.

## THE ROLE OF CUSTOMS CLEARANCE OFFICIALS IN INTERNATIONAL TRADE

While customs agencies traditionally have been responsible for revenue collection, border management and fraud prevention, they are now also expected to streamline clearance processes while ensuring border security. The new “dynamic” role of customs agencies demands that customs clearance officials maintain a high level of efficiency, knowledgeability and accountability, underscoring the need for well-educated customs personnel.

Education and training support the professional development of customs clearance officials. Such training provides an opportunity for customs agencies to emphasize the importance of integrity at work, deliver anti-corruption messages and promote the agency’s code of conduct.<sup>14</sup> Customs employees should meet the educational requirements defined by customs authorities to qualify for and effectively perform the role of clearance official. For their part, governments should take advantage of training

programs offered by international organizations—both for newly recruited employees as well as for experienced customs officers and executives.<sup>15</sup>

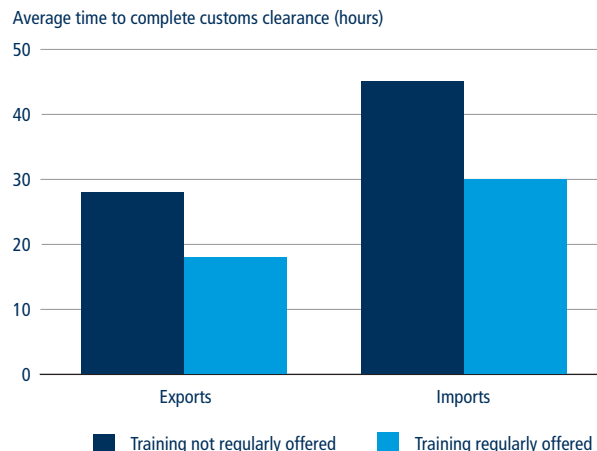
The future orientation of customs will require a transition toward a knowledge-based model.<sup>16</sup> Greater investment in the education and skills development of clearance officials is important. The World Bank Group’s *Customs Modernization Handbook 2005*—which emphasized human resources management—identified the education and training of staff as the most important factor affecting customs performance, a view that has been reiterated by several recent studies.<sup>17</sup> Education also improves the transferability of skills<sup>18</sup> and is key to building technology absorption capacity.<sup>19</sup>

Providing regular training to customs clearance officials is positively related to customs efficiency. *Doing Business* data indicate that the average time required to clear customs (for both exports and imports) is about 34% lower in economies where clearance officers receive regular training compared to those where no regular training is provided

(figure 5.2). This trend holds in three of the income groups (upper middle income, lower middle income, and low income), but does not hold in high-income economies. Sub-Saharan Africa and the Middle East and North Africa are the two regions where the difference in clearance time is the most dramatic between economies where regular training is offered and where it is not. In Cabo Verde regular training of customs officials helped the country to successfully upgrade its automated customs data management system from ASYCUDA++ to ASYCUDA World in January 2016. Throughout 2016, Cabo Verde delivered training courses to customs officials, brokers and traders, enabling these actors to take full advantage of the new system, which reduced documentary compliance time by 24 hours for both exports and imports.

The Europe and Central Asia region has the highest share of economies that require a university degree to operate as a customs official (70%), followed by Sub-Saharan Africa (68%). At 29%, the OECD high-income group has the lowest share (figure 5.3). However, a comparison among regions of the average time for export clearance shows that requiring a college degree is not necessarily associated with better customs efficiency; many other variables impact the efficiency of customs procedures (such as technology, legal support, infrastructure, strong anti-corruption measures or membership in a trade agreement). Even though fewer OECD high-income economies require that customs officials have a university degree, candidates are required to complete customs clearance vocational training before their appointment. Furthermore, in economies in Sub-Saharan Africa where a university degree is not required, but regular training is provided to customs officials, the average customs clearance time for both exports and imports is approximately 44% lower than in those where a university degree is required, but no regular training is provided.

**FIGURE 5.2** Economies that offer regular training for customs clearance officials have shorter customs clearance times than those that do not



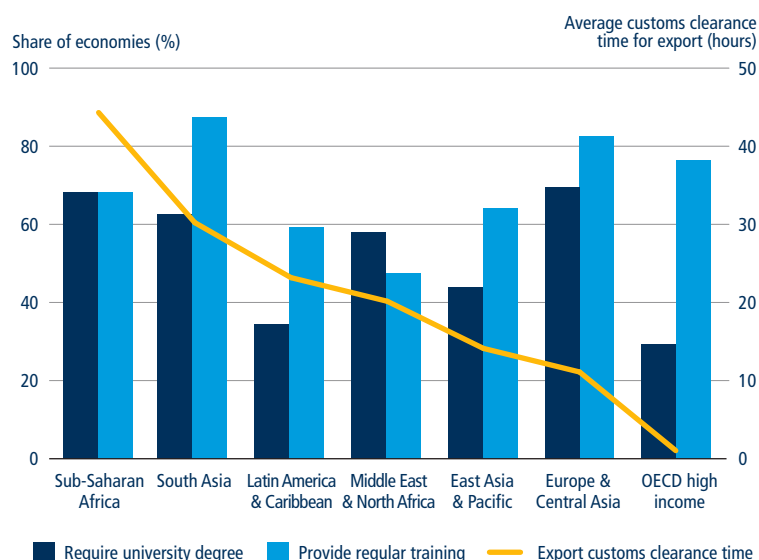
Source: Doing Business database.

Note: Doing Business identified 128 economies where regular training (defined as occurring more than once a year) is provided to customs clearance officials. Doing Business identified 58 economies where such training is not provided.

The experience of the Democratic Republic of Congo highlights the importance of training as well as communicating changes as catalysts to trade reform implementation in

Sub-Saharan Africa. In 2016, the country introduced a single window for trade, which began as a pilot. The following year the government continued the implementation of the single window,

**FIGURE 5.3** Requiring customs officials to have a university degree is not necessarily associated with improved customs efficiency



Source: Doing Business database.

Note: The average customs clearance time for exports measures the number of hours needed to complete procedures required by customs authorities only and excludes the time for product-specific inspections such as phytosanitary or technical standard inspections. Regular training is defined as training provided at least once a year.

publishing information on new requirements on its website and providing training workshops to the private sector. The government also opened trade facilitation centers equipped with Internet-connected computers to assist and train users. By implementing the single window together with the accompanying training and communication, the Democratic Republic of Congo reduced document preparation time by 122 hours for exports and 42 hours for imports; border compliance time was also cut, by 219 hours for exports and 252 hours for imports.

### THE CUSTOMS BROKER: THE LIAISON BETWEEN TRADERS AND OTHER ACTORS INVOLVED IN INTERNATIONAL TRADE

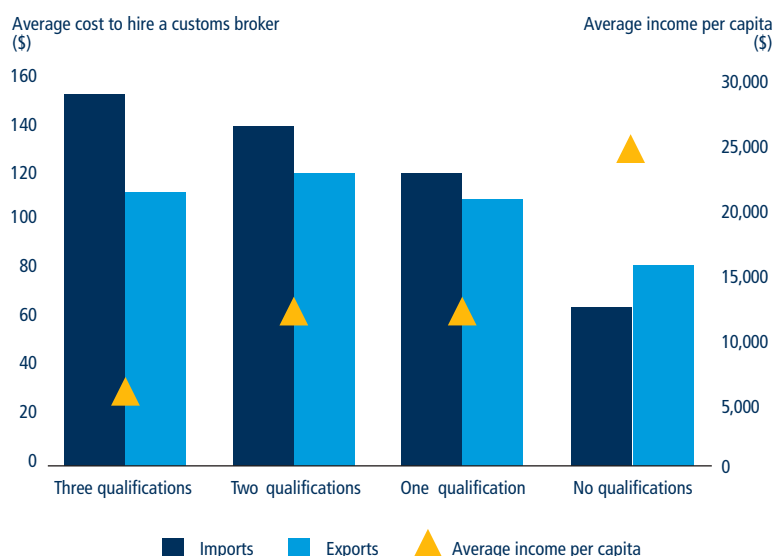
In 156 of the 190 economies measured by *Doing Business*, customs brokers act as intermediaries between traders and other parties involved in moving goods internationally. Of these, only 56 economies mandate the use of brokers by law. Customs brokers play a pivotal role thanks to their in-depth knowledge of the industry, customs laws, tariffs and regulations; often, brokers are the only channel through which producers can sell their goods internationally. By hiring an agent, firms gain access to international markets without incurring the up-front costs and risks associated with searching for new markets or negotiating deals.<sup>20</sup> These responsibilities are transferred to the broker, making the life of the trader easier.

Many economies require brokers to be licensed or to pass an official examination. Indeed, obtaining a license is the most common qualification for customs brokers; 75% of economies measured by *Doing Business* require brokers to be licensed. In the United States, U.S. Customs and Border Protection regulates customs brokers. Although there is

no requirement for brokers in the United States to have a university degree, they must be licensed; this requires passing a background check and an exam to demonstrate their understanding of the harmonization tariff schedule, federal regulations and customs electronic interfaces. Furthermore, the American Customs Association, an independent public intergovernmental organization, offers continued training to licensed customs brokers on recent changes in the law as well as updates in the electronic systems used by the trade community. Requirements in some economies go beyond licenses or education. To become a customs broker in the West African Economic and Monetary Union, for example, a petitioner must deposit a minimum of 25 million CFA francs (around \$44,500) with the customs administration as a financial guarantee in the case of errors or fraud.

The customs broker profession is evolving. Ongoing customs reforms, the Internet and e-commerce are prompting some customs brokers to offer more sophisticated services (advisory, for example) rather than merely filing documents for customs clearance.<sup>21</sup> Brokers are expected to also support the interests of governments by ensuring compliance with regulations and payment of duties and taxes. It is not, therefore, surprising that many economies require more than one qualification (for example a license and an exam) to operate as a customs broker. In turn, data show that it is more expensive to hire more educated customs brokers, particularly for imports (figure 5.4). Furthermore, in economies that do not require any qualification, high income per capita is not necessarily associated with more expensive brokers; instead, in economies requiring more qualifications, even with lower income levels,

**FIGURE 5.4** Customs brokers are more expensive in economies with greater qualifications requirements



Sources: *Doing Business* database; World Development Indicators database (<http://data.worldbank.org/data-catalog/world-development-indicators>), World Bank.

Note: *Doing Business* collects data on whether the following qualifications are required to operate as a customs broker: university degree, pass an official exam or obtain a license. "One qualification" means that only one of these qualifications is required; "three qualifications" means that a broker must have a university degree, pass an official exam and obtain a license. The average cost to hire a customs broker is calculated based on *Doing Business* data for 188 economies. Of these, 24 economies do not require any qualifications, 68 require one qualification, 68 require two qualifications and 28 require three qualifications. The "no practice" economies of Eritrea and the Republic of Yemen are excluded from the sample.



**In 87% of economies measured by Doing Business, customs brokers participate in training programs organized by the customs administration.**

it is costlier to hire customs brokers. Market segmentation in the customs brokerage profession may also explain the higher cost for brokers in economies with lower income per capita, where a few large companies control a substantial market share.

Requirements for licensing, examinations and training for customs brokers are fundamental, as a lack of these can lead to delays in the clearance process.<sup>22</sup> The WCO recommends that any customs reforms or modernization be accompanied by the necessary training and sharing of information between governments and brokers. Furthermore, the International Trade and Customs Broker Association recommends the establishment of capacity-building initiatives for brokers through certification programs and examinations.<sup>23</sup> In 87% of economies

measured by *Doing Business*, customs brokers participate in training programs organized by the customs administration. Among economies where the customs administration offers training to customs brokers, 45% offer training only when new processes or systems are launched; 36% offer training on a regular basis (figure 5.5). *Doing Business* data indicate that the average time for documentary compliance is 41% lower in economies that offer training to customs brokers compared to those where training is not available. This suggests that training could be beneficial in terms of familiarizing brokers with new regulation that could enhance their efficiency in complying with documentary requirements.

## CONCLUSION

*Doing Business* data show that educating customs officials and customs brokers through regular training is positively associated with lower border and documentary compliance times. Training is also related to the successful implementation of trade reforms. Indeed, most of the economies that implemented trade reforms as captured by *Doing Business* provide regular training to customs clearance officials.

Most economies do not require formal higher education to work as a customs clearance official or customs broker. However, many economies do require other types of qualifications, such as obtaining a license or passing exams, to serve as a broker. More educated customs brokers are more expensive to hire, particularly for imports. A majority of customs administrations offer regular training to customs officials. Interestingly, Europe and Central Asia and Sub-Saharan Africa are the two

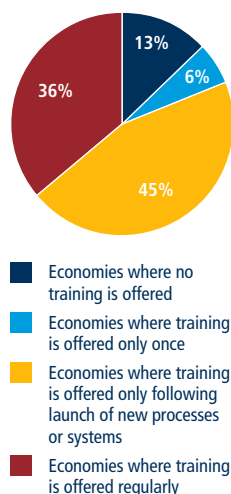
regions with the highest share of economies that require a university degree to operate as a customs clearance official, while the OECD high-income group has the lowest share of economies with this requirement. Economies in South Asia and Europe and Central Asia most commonly provide customs officials with regular training.

## NOTES

This case study was written by Iryna Lagodna, Nuno Mendes dos Santos, Esperanza Pastor Nuñez de Castro, Tiffany (Rongpeng) Yang, Marilyne Youbi and Inés Zabalbeitia Múgica.

1. WCO 2008.
2. WTO 2015.
3. McLinden and others 2011.
4. Kroll and Moynihan 2015.
5. McLinden and others 2011.
6. Kroll and Moynihan 2015.
7. McKinnon and others 2017; Elnaga and Imran 2013.
8. De Wulf and Sokol 2005.
9. Hampson 2002.
10. Uzzaman and Abu Yusuf 2011.
11. Urciuoli 2016.
12. Volpe Martincus and Carballo 2010; Volpe Martincus, Carballo and Graziano 2015.
13. De Wulf and Sokol 2005.
14. De Wulf and Sokol 2005.
15. Examples of training programs include those offered by the World Customs Organization, such as the Virtual Customs Orientation Academy (VCOA), the CLiKCI Customs Learning and Knowledge Community and integrity development workshops. For more information, see the WCO's website at <http://www.wcoomd.org>. Similarly, the Inter-American Development Bank offers a course on Development of Management and Leadership Capacity for Customs Supervision and Control that can be taken online.
16. WCO 2008.
17. WTO 2015; Moisé 2013.
18. Winters 2004.
19. Abramovitz and David 1994.
20. Peng and York 2001.
21. WCO 2016.
22. WCO 2016.
23. Arvis and others 2011.

**FIGURE 5.5** Most economies only provide training to customs brokers when new processes or systems are introduced



Source: *Doing Business* database.

Note: "Training is offered only once" is defined as providing training only once over the duration of service. The sample includes 183 economies.

# Enforcing Contracts and Resolving Insolvency

## *Training and efficiency in the judicial system*

A well-prepared and robust judiciary is fundamental to the rule of law. The training of judges facilitates the prompt resolution of trials and can lead to judicial decisions of higher quality. Training can also foster greater uniformity and predictability of decisions and can increase public confidence in the legal system's ability to deal effectively with specialized matters. Well-trained judges maintain the rule of law through enduring principles and predictable processes, while also responding to a rapidly changing society.

Ensuring that the judiciary can handle complex commercial cases efficiently is a fundamental aspect of any rule of law system. For that reason, specialized judicial education and training are critical to guaranteeing the efficiency and quality of court processes. The decisions of judges trained in basic economics, for example, are significantly less likely to be appealed than decisions made by their untrained counterparts.<sup>1</sup> Furthermore, judicial training can prevent ruling errors; courts where judges receive training show lower decision reversal rates.<sup>2</sup> Extensive literature assesses how the regulatory environment for contract enforcement and resolving insolvency affects a broad range of economic outcomes.<sup>3</sup> Empirical research also supports the view that efficient contract enforcement is essential to economic development and sustained growth.<sup>4</sup>

### THE CONCEPT OF JUDICIAL TRAINING

Despite the long history of courts, the training of judges is a relatively recent

phenomenon. The first specialized training schools were established in France, the Netherlands and the United States in the 1960s. Previously, it was believed that judges already had all the required knowledge and, therefore, would not benefit from additional or continuous training. In France judges received no training throughout their careers despite suffering from a poor public image as archaic and cut off from the world and society. After they publicly expressed their distress over their lack of preparation for the growing complexity of legislation, the French National School for the Judiciary was created in 1959.<sup>5</sup>

In recent years, efforts have been made—mainly by the European Union and national judicial schools meeting at international fora—to establish a set of common principles of judicial training (table 6.1). Although these principles are not recognized as international standards, they represent a first effort toward convergence by interested stakeholders.

As law and litigation have grown more complex in recent decades, the need



- Worldwide only 101 of the 190 economies measured by *Doing Business* have a specialized commercial jurisdiction in place; only 31 have a specialized court handling insolvency cases.
- Judicial training programs can improve judicial performance. Economies with training programs for judges on insolvency-related issues tend to perform better in the *Doing Business* resolving insolvency indicators.
- Judicial training is a key factor in the successful implementation and positive impact of regulatory reform governing commercial and insolvency court proceedings.
- Training formed a central part of the United Arab Emirates' strategy to modernize its judiciary and has been instrumental in the successful creation of specialized commercial courts, the introduction of electronic case management systems and the implementation of a new insolvency regime.
- Institutionalized training programs for judges in Indonesia supported the successful implementation of reforms establishing small claims courts and the successful adoption of new insolvency laws, decreasing the time to resolve insolvency cases.



TABLE 6.1 Principles of judicial training

| Common principle   | European Judicial Training Network principles  | International Organization for Judicial Training principles  |
|--|--|--|
| Judicial training is multidisciplinary and includes legal and non-legal knowledge, professional skills and values. | Judicial training is a multidisciplinary and practical type of training, essentially intended for the transmission of professional techniques and values complementary to legal education.   | Acknowledging the complexity of the judicial role, judicial training should be multidisciplinary and include training in law, non-legal knowledge, skills, social context, values and ethics.  |
| Judges need to receive initial training.   | All judges should receive initial training before or on their appointment.   | All members of the judiciary should receive training before or upon their appointment.   |
| Continuous training is a right and responsibility for judges.  | All judges should have the right to regular continuous training after appointment and throughout their careers and it is their responsibility to undertake it. They should have time for it as part of their working time. Every Member State should put in place systems that ensure judges are able to exercise this right and responsibility. | All members of the judiciary should also receive regular training throughout their careers. It is the right and the responsibility of all members of the judiciary to undertake training. Each member of the judiciary should have time to be involved in training as part of their judicial work. |
| Institutions responsible for judicial training should determine the content.                                       | In accordance with the principles of judicial independence the design, content and delivery of judicial training are exclusively for national institutions responsible for judicial training to determine.   | To preserve judicial independence, the judiciary and judicial training institutions should be responsible for the design, content, and delivery of judicial training.  |
| Judges should train judges.  | Training should primarily be delivered by judges who have been previously trained for this purpose.  | Training should be judge-led and delivered primarily by members of the judiciary who have been trained for this purpose.   |
| Adequate education techniques should be used.  | Active and modern educational techniques should be given primacy in judicial training.   | Judicial training should reflect best practices in professional and adult training program design. It should employ a wide range of up-to-date methodologies, involving new technologies, distance/online learning (complementary when appropriate) and electronic media.                          |
| Appropriate funding should be allocated.   | Member States should provide national institutions responsible for judicial training with sufficient funding and other resources to achieve their aims and objectives.   | All states should provide their institutions responsible for judicial training with sufficient funding and other resources to achieve their aims and objectives.   |
| The senior judiciary should support training.  | The highest judicial authorities should support judicial training.   | Judicial leaders and the senior judiciary should support judicial training.  |

Sources: Adapted from European Judicial Training Network 2016 and International Organization for Judicial Training 2017.

for specialized judges has increased. However, just 101 of the 190 economies measured by *Doing Business* have a specialized commercial jurisdiction<sup>6</sup> in place, and only 31 economies have a specialized bankruptcy court handling insolvency cases. Having a specialized commercial jurisdiction can result in shorter resolution times (figure 6.1).

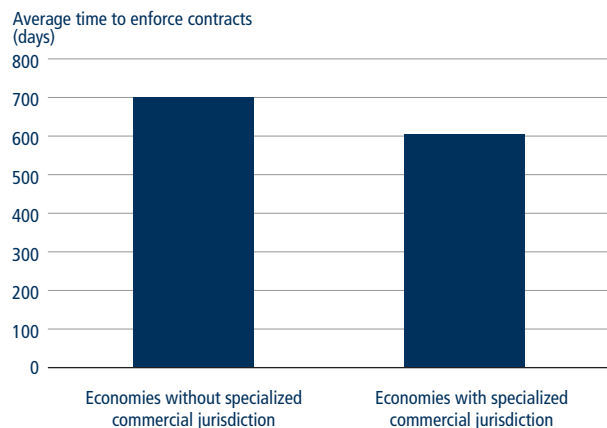
Specialized courts are created to handle complex legal issues in the areas of commercial, insolvency, securities or intellectual property law. Such courts require specialized judges with training in specific and complex procedures. In an ever-changing business world, judges' knowledge must be kept current on the rapidly-evolving business regulatory environment (box 6.1).

Bankruptcy cases, in particular, are complicated due to the demanding interests of the many stakeholders involved,<sup>7</sup>

including a large number and diverse type of creditors, insolvency representatives, practitioners and the debtor facing financial difficulties.<sup>8</sup> Judges that

deal with these types of cases must be highly knowledgeable and develop particular skills (such as financial and accounting skills).<sup>9</sup>

FIGURE 6.1 Solving commercial disputes is 92 days faster in economies with a specialized commercial jurisdiction



Source: *Doing Business* database.

Note: The relationship is significant at the 5% level after controlling for income per capita.

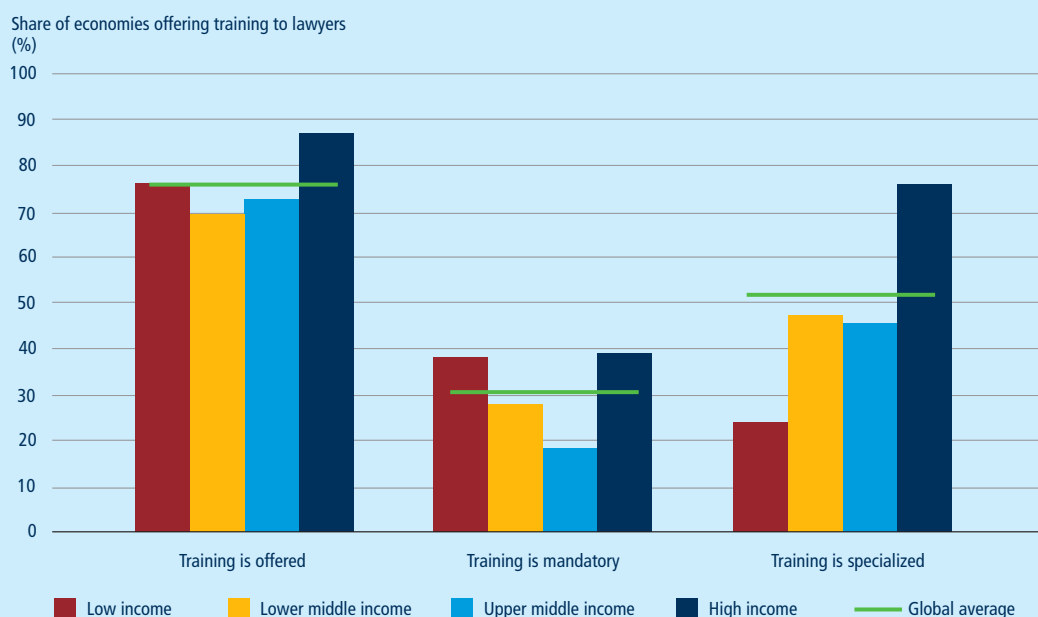
### BOX 6.1 Facilitating investment through enhancing specialized training for lawyers and judges

Companies, corporate finance and capital markets are increasingly complex—they impact wages, financial stability and economic growth. Together with frequent legal and technological changes, this complexity creates obstacles for firms. Businesses must be able to rely on trained, certified professionals (such as accountants, attorneys and judges) to navigate these obstacles. The judiciary's function as a check and balance hinges upon its ability to maintain practical know-how.<sup>a</sup> Regulatory uncertainty in new, complex areas of corporate law increases the risk for information asymmetry among market players. Judges are expected to stay current on the latest investment instruments. Guaranteeing minority investor protections against accrued risks, digital currencies or initial coin offerings<sup>b</sup> are only several examples of the novelties to which legal professionals must adapt.

Given the multidisciplinary nature of business law—it intersects with economics, finance and accounting—specialized training for judges and legal practitioners can act as a critical, mitigating tool. Indeed, the capacity of judges to fairly and efficiently resolve economic disputes is a function of their knowledge of the law and the facts before them. Training can help improve both their understanding of the law and their ability to grapple with complicated financial or technological concepts.

There is a positive correlation between an economy's judicial capacity in commercial law and the quality of its business environment, court efficacy and public confidence.<sup>c</sup> *Doing Business* data for 155 economies show that 120 economies offer training to practicing lawyers, but only 83 provide specialized training on commercial and corporate law. Nearly 76% of high-income economies offer specialized legal training to practicing lawyers while only 24% of low-income economies do.

#### Mandatory training of lawyers is more common in low-income economies, but it is rarely specialized



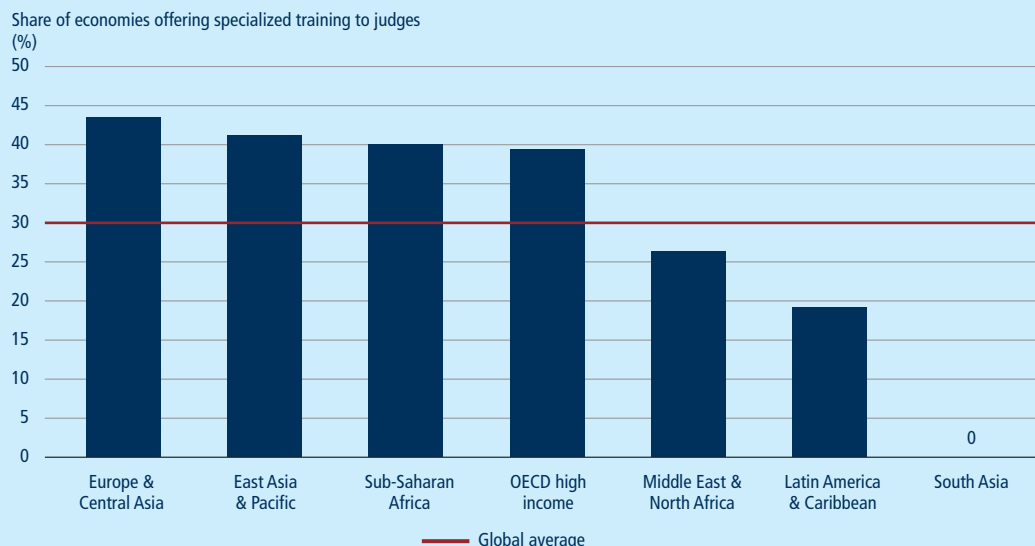
Source: *Doing Business* database.

The requirements to become a judge vary widely across economies. In 10 economies, judicial candidates to courts adjudicating commercial disputes do not require a law degree (but must satisfy alternative requirements). Only 38 economies—including France, Peru and Madagascar—require that candidates have prior experience or specialized knowledge of business law, finance or capital markets. Specialized training on business, corporate law, finance or capital markets is offered to judges in only 55 economies. Among the main reasons for the lack of specialized training globally are court workload and a lack of targeted training directly applicable to the cases for adjudication.<sup>d</sup>

*continued*

### BOX 6.1 Facilitating investment through enhancing specialized training for lawyers and judges (continued)

#### About one-third of economies offer specialized training to judges



Source: *Doing Business* database.

Justice systems should act as facilitators of investment and economic growth, not obstacles. *Doing Business* data suggest that specialized training of lawyers and judges is an area that could benefit from more attention and resources worldwide. Even where continuing training and education are offered, they are seldom mandatory or practical to the cases assigned and often exacerbate judges' lack of expertise. However, imposing standardized mandatory training is not an adequate solution. Setting minimum standards should not come at the cost of motivation. Instead, integrating training plans into annual judicial performance evaluations (or otherwise creating incentives to continue learning) are opportunities to enhance judicial systems' indirect but significant role in investment.

a. Palumbo and others 2013; Lorizio and Gurrieri 2014; Magnuson and others 2014.

b. Initial coin offerings are an alternative way of raising capital through the sale of virtual coins or tokens. New businesses can create and sell their own virtual currencies without selling stocks.

c. For more on the EBRD's Core Principles for Commercial Law Judicial Training in Transition Countries, see [www.ebrd.com/documents/legal-reform/core-principles-for-commercial-law-judicial-training.pdf](http://www.ebrd.com/documents/legal-reform/core-principles-for-commercial-law-judicial-training.pdf).

d. European Parliament 2017.

Accumulating job-specific human capital in handling insolvency cases vis-à-vis the general legal knowledge of judges has an outsized effect on bankruptcy outcomes by significantly reducing the duration of the insolvency procedure and achieving more reliable results.<sup>10</sup> To successfully carry out a reorganization proceeding, for example, a judge must demonstrate sound accounting and financial skills; therefore, insolvency judges should be designated on their merit and ability to fully understand the financial situation of the debtor, a skill

that is not characteristic of an ordinary commercial judge.<sup>11</sup> In France, insolvency judges, as a rule, have a good understanding of how the business operates, which ensures a more active involvement of the judges in the hearings and evidentiary stage.<sup>12</sup> Insolvency training of the judiciary has a broader impact on the successful implementation of regulatory reforms. By providing quality-based training to judges after insolvency reforms have passed, the system is significantly more likely to operationalize regulatory changes.

### REGULATORY REFORM, TRAINING OF JUDGES AND JUDICIAL EFFICIENCY GO HAND IN HAND

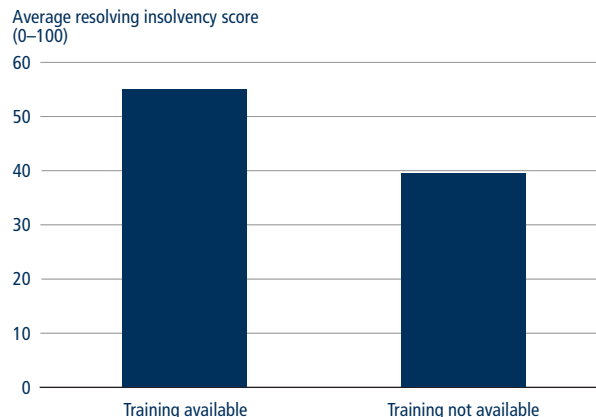
Judicial training programs can improve judicial performance. Specialized training and continuous learning on insolvency law and practice allow the competent judge to make better, more informed decisions, taking into account elements such as the financial well-being and viability of a debtor's business, the effect of the procedures

on the contracts and assets of the debtor, and so on. Economies with training programs for judges score better and are closer to the best regulatory practice as measured by the *Doing Business* resolving insolvency indicators (figure 6.2).

Training can act as an essential conduit for the introduction of new laws, methods and practices to the judiciary.<sup>13</sup> Training can, in effect, make the decisions of judges more predictable. By providing all judges with the same information and knowledge on a particular regulatory reform, they will be more likely to interpret the new rules similarly, resulting in more coordinated, uniform decisions. Chile adopted a new insolvency law in 2014 that specifically required insolvency law training for civil judges dealing with insolvency proceedings; the law also mandated that appellate courts adopt measures to guarantee the law's successful implementation. Since then, judges nationwide have been trained on the new insolvency law and the time to resolve insolvency proceedings has decreased in Santiago. Furthermore, as captured by *Doing Business 2018*, the time to complete a liquidation procedure after an attempt at reorganization fell from 3.2 to two years. *Doing Business* data show a positive association between resolving insolvency reforms and training programs (figure 6.3). Indeed, among economies with the same income per capita, economies with training programs are 11% more likely to have reformed in this area in *Doing Business 2019*.

The cases of Indonesia and the United Arab Emirates provide two examples of economies where training programs have supported the implementation of reforms in the areas of commercial litigation and insolvency. Both countries recently introduced regulatory changes that made it easier to enforce contracts and to resolve insolvency as measured by *Doing Business*, but they also adopted robust training frameworks for judges which contributed to the successful implementation of these reforms.

**FIGURE 6.2** There is a positive association between economies with training programs and a higher resolving insolvency score



Source: *Doing Business* database.

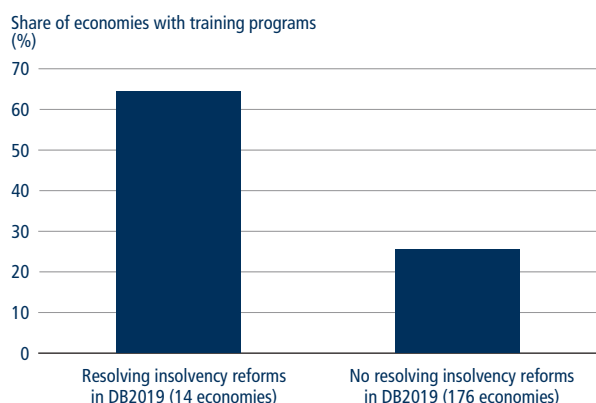
Note: The relationship is significant at the 5% level after controlling for income per capita.

### United Arab Emirates

The United Arab Emirates has been modernizing and improving the quality and efficiency of its judicial system since the early 1990s. The country has effectively redesigned the architecture of its judicial system by implementing court management techniques, adopting new technologies and professionalizing judicial officers within the courts. These efforts have had transformative and

positive effects on the judicial system as a whole, but also in the areas of commercial litigation and insolvency specifically. Judicial training has played a fundamental role in boosting the effectiveness of structural reforms, particularly the creation of specialized commercial courts in 2008, the implementation of an electronic case management system in 2014 and the adoption of a new insolvency regime in 2016. Targeted and continuous

**FIGURE 6.3** Economies with training programs are more likely to have reformed in *Doing Business 2019* in the area of resolving insolvency



Source: *Doing Business* database.

Note: Nine of the 14 economies that reformed in the area of resolving insolvency in 2017/18 have training programs on insolvency law. These economies are Belgium, Djibouti, the Arab Republic of Egypt, Kenya, the Kyrgyz Republic, Malaysia, Pakistan, Rwanda and Turkey. The relationship is significant at the 1% level after controlling for income per capita.

*Training can act as an essential conduit for the introduction of new laws, methods and practices to the judiciary.*

training has allowed judges to put legislative reforms into practice and to use new case management tools to reduce delays and improve the quality of their decisions.

Although training of judicial officers has been an integral part of the strategy to modernize the judiciary since the 1990s, it was formally introduced as a fundamental component in the systems of appointment, performance measurement, incentives and promotion for judges with the Dubai Judicial Authority Law of 2016. The law stipulates that prospective judges must pass a training course before their appointment and that they must attend an orientation before sitting on the bench. Additionally, judges' promotions are linked to their completion of training programs (they are required to attend a minimum number of training programs each year). Indeed, there is a positive association between the accuracy of judgments—understood as the percentage of cases upheld as opposed to the cases overturned or amended by the appellate court—and the number of trainees following the formal inclusion of training in the United Arab Emirates' judicial authority law (figure 6.4).

Under the direction of the Judicial Council, the general strategy for providing judicial training in the United Arab Emirates is guided by existing needs and the requirements of the judicial inspections done on individual judges. Training is provided by the Dubai Judicial Institute, a dedicated institution for judicial training. The institute offers continuous and specialized training in diverse topics such as legal awareness, Islamic economics and Judicial Council leadership as well as customized training programs. Also, all commercial court judges receive training on every legal reform or new court

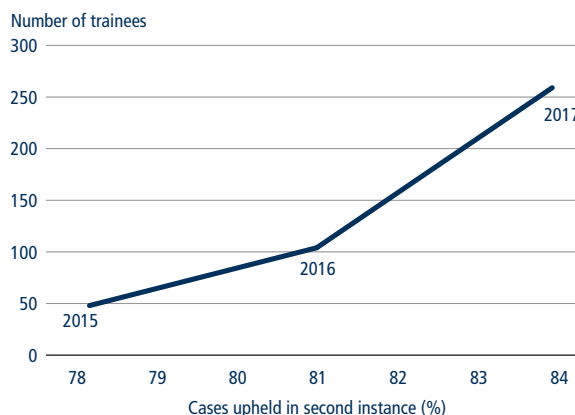
system implemented within 12 months of the enactment of the reform. Training is also offered in the form of workshops in cooperation with other national and international public institutions and programs funded and provided directly by the courts. Monitoring and evaluation are part of the training system; the Dubai Judicial Institute and the Human Resources Department for the courts measure the impact of every training three months after completion.

Judicial training has played a fundamental role in the United Arab Emirates in the effective implementation of regulatory reforms to improve judicial efficiency and quality in commercial litigation. A commercial court was established in 2008 among six specialized courts.<sup>14</sup> Different circuits were created within the court to hear disputes related to commercial contracts, bankruptcy, intellectual property, banking, commercial companies, exclusive distribution licenses and maritime issues. Judges in each circuit received technical training on

these matters. This training has resulted in faster resolution times, lower appeal rates and higher-quality judgments. During the past 3-4 years, around 35% of first instance judgments were appealed and, of these decisions, the appellate court upheld 87-89%.<sup>15</sup> These results suggest that the vast majority of the decisions taken by the commercial court were high-quality decisions in the first place.

The United Arab Emirates also invested resources in providing comprehensive training for judges on new technology. In 2014 Dubai Courts adopted a new case management system and established a Case Management Office in every court to aid the flow of cases and expedite the trial process. A Smart Petitions mobile application also facilitated the filing of petitions, court document submission and payment of court fees. High-quality training allowed these new systems to be used effectively. Following the implementation of these reforms at the commercial court, average resolution times declined. From 2014 to 2018, the average time for filing the case, going through the legal process and obtaining the final judgment decreased from 380 to 351 days. By learning how to use the online case management system, many judges stopped relying on clerks to check and print documents for the case and, by

**FIGURE 6.4** The higher the number of trainees, the more accurate the judgments



Source: Dubai 2016; Dubai 2017.

Note: Accuracy of judgments is the percentage of cases upheld as opposed to the cases overturned or amended by the appellate court.



the end of 2017, more than 300,000 petitions had been electronically submitted and processed by Dubai Courts.

Specialized training for judges on insolvency procedures was essential for the United Arab Emirates to realize the full benefits of its new insolvency law. Seeking to create a robust legal insolvency framework, the United Arab Emirates adopted a new insolvency law in 2016 that introduced a reorganization procedure and replaced an outdated regime. The adequate application of new insolvency procedures required active court involvement; judges needed relevant bankruptcy experience and training to carry out this role effectively. Judges have been receiving training since the enactment of the law. In 2017 bankruptcy judges participated in two workshops on the new law—one, for 27 bankruptcy judges, was delivered by the Judicial Institute and the other, for 31 judges, was delivered by the U.S. Department of Justice. Senior judges provided additional training programs and workshops.

After several years of promoting a coherent system for judicial training, the United Arab Emirates is experiencing improvements in court efficiency and quality of decisions. Judges are embracing a culture of continuous learning and development, which allows them to acquire specialized skills.

## Indonesia

Shaken by the impact of the 1997 Asian financial crisis, Indonesia has worked continuously to improve its commercial regulatory framework. With the assistance of the IMF, the government has focused on bringing commercial sophistication to the courts, including through training.<sup>16</sup> The independence of the judicial system was strengthened in 1999 with the adoption of the so-called “one roof” approach which was implemented following the transfer of administrative control over the courts from the executive branch to the judiciary; fundamental changes were also made to

the organization of judicial training.<sup>17</sup> In 2003 the Supreme Court assumed the authority to provide judicial training and became the primary counterpart for international assistance on judicial reform.<sup>18</sup> Within the Supreme Court, the Judicial Training Center (JTC) evolved to be the central unit responsible for developing and organizing judicial training.<sup>19</sup>

The JTC exercises its mandate by operating three separate training programs: integrated initial judicial training, continuing judicial education and certification training.<sup>20</sup> The two-year integrated initial judicial training program, for judge candidates, includes a combination of courses and an internship. The continuing judicial education program, which provides supplementary training for judges who have worked for 1-5 years and 6-10 years, is organized based on training needs. The certification training program is designed for ad-hoc judges and judges serving in special courts and covers specific issues such as, for example, mediation, commercial disputes and fisheries.

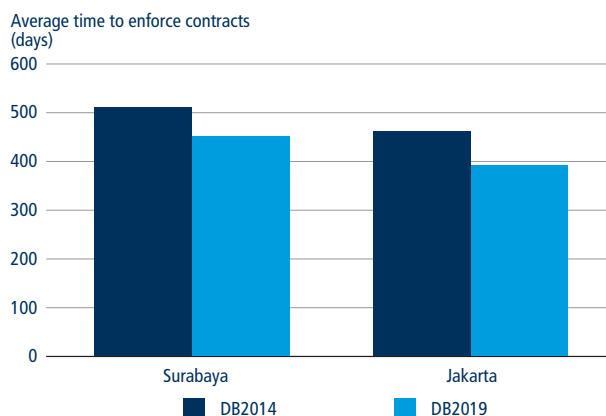
The emphasis on training has spilled over to other areas of Indonesia’s legal system. Reforms to improve judicial efficiency were implemented by the Supreme Court, including organizational

restructuring, improved work procedures, human resource development, new working groups and a new judicial training center, all of which contributed to reducing the number of unresolved cases from 20,314 in 2004 to 11,479 in 2009.<sup>21</sup> A significant milestone was reached in 2015 when Indonesia introduced a dedicated procedure for small claims that allows for parties’ self-representation.<sup>22</sup> Based on the established small claims procedure, the JTC also developed a five-day small claims court training for judges on efficient case administration. This training resulted in a marked increase in the clearance rate for small claims, from 79% in 2015 to 88% in 2016.<sup>23</sup>

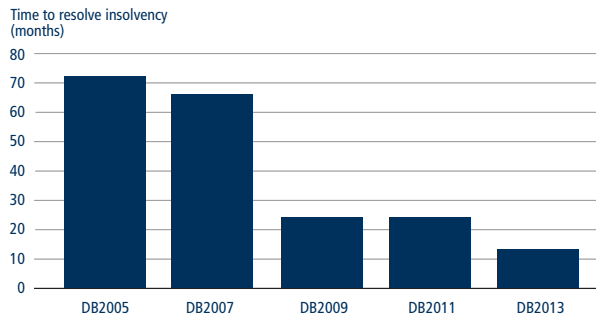
Judicial reform and the development of judicial training in Indonesia are also reflected in the *Doing Business* data, which show a decrease in the time to resolve a commercial dispute through a local first-instance court, both in Jakarta and Surabaya (figure 6.5).

In the area of resolving insolvency, Indonesia’s 2004 insolvency law<sup>24</sup> included an explicit training provision for prospective judges.<sup>25</sup> Training was also provided for existing commercial court judges with jurisdiction over insolvency cases.<sup>26</sup> As the judges’ expertise

**FIGURE 6.5** The time to resolve a commercial dispute through a local first-instance court decreased in both Jakarta and Surabaya



Source: *Doing Business* database.

**FIGURE 6.6** The time to resolve insolvency of SMEs has steadily decreased in Jakarta

Source: *Doing Business* database.

Note: The time to resolve insolvency of SMEs in Jakarta as measured by *Doing Business* has remained 13 months since 2012.

increased, so did the performance of the courts, as evidenced by their swift adjudication of cases.<sup>27</sup> The latter is also corroborated by *Doing Business* data. The time to resolve insolvency of small and medium-size enterprises (SMEs), for example, has steadily fallen in Jakarta, from 72 months in 2004 to 13 months in 2012, where it has remained ever since (figure 6.6). Furthermore, although the number of incoming reorganization cases in Jakarta more than doubled—from 66 applications in 2012 to 146 in 2016—the Commercial Court of Central Jakarta continued to consider them at the same pace: 55 closed cases in 2012 compared to 118 in 2016.<sup>28</sup>

Although Indonesia has established an impressive judicial training program, there is room for improvement in terms of the quality of its judicial services. Given the high rotation rate in the judiciary, training programs may require further development. Nonetheless, the focus of the Indonesian government on judicial training is visible, as is the economy's improvements across the *Doing Business* metrics.

## CONCLUSION

Businesses must be able to operate knowing that, if a problem arises, they

can rely on the court system to resolve their case in a timely fashion, with a competent judge correctly interpreting and implementing the law. Judges should be well-trained professionals that enjoy the confidence of the business community and society—and that requires a training framework which enables judges to receive comprehensive and continuous training.

Economies worldwide have adopted effective training frameworks for judges. The United Arab Emirates has been particularly active in promoting a coherent system for judicial training with impressive results in court efficiency and quality of decisions. Indonesia's efforts to train judges following judicial reform bore positive results through a substantial decrease in court backlogs and insolvency case resolution times.

Continuous and comprehensive judicial and court staff training is not, however, the norm in many economies. As evidenced by *Doing Business* data, the education and skills of court staff—including clerks, registrars and bailiffs—are often disregarded in national training programs in the justice sector, but they are no less important to ensure efficiency and quality in the courts.

## NOTES

This case study was written by Najah Nina Dannaoui, Maksym Iavorskyi, Herve Kaddoura, Klaus Koch-Saldarriaga, Joseph Antoine Lemoine, Tiziana Londero, Raman Maroz, Madwa-Nika Phanord-Cadet, Marion Pinto, María Antonia Quesada Gámez and María Adelaida Vélez Posada.

1. Baye and Wright 2011.
2. Nees 2007.
3. See Dam 2006; Trebilcock and Leng 2006; Mitman 2016.
4. Esposito, Lanau and Pompe 2014; Ahsan 2013; Laeven and Woodruff 2007.
5. For more information on the *École Nationale de la Magistrature*, see <https://www.enm.justice.fr>.
6. A specialized commercial jurisdiction is established by setting up a dedicated stand-alone court, a specialized commercial section within an existing court or specialized judges within a general civil court.
7. UNCITRAL 2001.
8. Rachlinski, Guthrie and Wistrich 2006.
9. Rachlinski, Guthrie and Wistrich 2006.
10. Iverson and others 2018.
11. UNCITRAL 2001.
12. For more on the perspective of insolvency judges, see Broude and others 2002.
13. Broude and others 2002.
14. Dubai, Dubai Courts 2008.
15. Dubai, Dubai Courts 2008.
16. Tomasic 2013.
17. HRRC 2014.
18. Cox, Duituturaga and Sholikin 2012.
19. In addition to these tasks, the Judicial Training Center is responsible for administrative and management training within the judiciary.
20. Indonesia, Supreme Court 2012.
21. Men Yon and Hearn 2016.
22. These data are from the *Doing Business* database. For more information see <http://www.doingbusiness.org/Reforms/Overview/Economy/indonesia>.
23. The clearance rate is the number of decided cases as a share of incoming cases. The calculations are based on the data provided by the Commercial Court of Central Jakarta. For more information see <http://pn-jakartapusat.go.id/>.
24. Indonesia's insolvency law is Law No. 37 of 2004 on Bankruptcy and Suspension of Obligation for Payment of Debts.
25. The training provision for judges can be found in Article 302 of Law No. 37 of 2004 on Bankruptcy and Suspension of Obligation for Payment of Debts.
26. Indonesia, Supreme Court 2008; Indonesia, Supreme Court 2011.
27. Bedner 2008.
28. These data are from the Commercial Court of Central Jakarta database. For more information see <http://pn-jakartapusat.go.id/>.

# Annex: Labor Market Regulation

## Trends from Doing Business data

Every economy in the world has a system of laws and regulations that mediates the relationship between employees, employers, trade unions and the government. On the one hand, labor market regulation protects workers from unfair treatment and brings a degree of predictability to contracting; on the other, labor markets may not operate efficiently if overregulated, resulting in productivity and employment losses.<sup>1</sup>

The question of how economies can design efficient labor policies—that increase employment and productivity without compromising employment protection—has been the subject of intense debate.<sup>2</sup> The challenge for governments is to set labor policies on an efficiency range, or “plateau,” while avoiding distortionary interventions, or “cliffs,” which could undermine job creation through rigid policies or leave workers wholly unprotected as a result of excessively flexible ones.<sup>3</sup> Denmark’s “flexicurity” model has been widely studied because it provides employee protections while maintaining labor market flexibility.<sup>4</sup> Many economies that enact more flexible regulation, however, fail to make adequate investments to get the unemployed back into work.

Without adequate social protection and active labor market policies—job assistance programs provided by the state, for example—workers are at the mercy of the employment contract. For firms, this can be equally challenging: instead of focusing on their business, they are faced with the burden of protecting their employees.

For employees, such protection is not always reliable and, furthermore, it only covers those in formal employment—everyone else is left unprotected. To extend protection to all, while easing the burden on firms, policy makers should consider enacting national labor policies that provide universal protection, instead of firm-based arrangements.<sup>5</sup>

By measuring elements of labor market regulation—hiring, working hours, redundancy rules and cost—as well as aspects of job quality (the availability of unemployment protection and sick leave, for example), *Doing Business* offers a rich dataset of 43 indicators for policy makers to learn from the labor market regulatory experience of 190 economies worldwide. The dataset can be used by governments, employers and researchers to measure excessive or insufficient labor market intervention and investigate the state of social protection in their economies. A researcher could use *Doing Business* data, for example, to determine whether there is a relationship between the flexibility of an economy’s employment regulations



- Given the changing dynamics of work, assessing the right level of regulatory intervention in the labor market is critical. *Doing Business* measures some key aspects of labor market laws and regulations.
- *Doing Business* data show that flexible labor regulation is associated with a higher number of newly registered companies.
- In economies with a cumbersome labor regulatory framework, a larger share of firms rely on temporary workers as a share of total workers.
- Low-income economies are among those with the highest severance pay upon dismissal. These economies also have the lowest incidence of unemployment protection schemes.
- National training funds are available in two-thirds of economies globally, the majority of which are in the OECD high-income group.



and the number of newly registered companies (figure 7.1). Such findings are in line with earlier research showing that stringent labor market regulation coupled with burdensome regulations on entrepreneurial activity is negatively correlated with the entry of new small firms.<sup>6</sup>

Faced with cumbersome labor laws that result in complex hiring procedures, stringent working hours or high redundancy costs, new businesses may choose to employ workers informally, effectively joining the informal economy.<sup>7</sup> The existence of a large informal sector in developing economies is one of the central factors undermining productivity and economic development.<sup>8</sup> In Sub-Saharan Africa, informality remained at an average of 75% of total employment from 2000 to 2016.<sup>9</sup> In Nepal, 98% of employment is informal.<sup>10</sup>

Unequivocally, the reach and impact of improvements in labor market regulation in economies with higher levels of informality will not be the same as in

economies with lower levels of informality. Nonetheless, research shows that informality is more prevalent in economies with more cumbersome entry regulations and rigid labor laws.<sup>11</sup> Therefore, care should be exercised when designing labor market policies to avoid a further increase in the level of informality as a result of rigid labor laws that constrain firm growth. *Doing Business* data show that there is an association between economies with more flexible labor regulation and a higher number of newly registered businesses. Even formally-established companies may choose to under-hire permanent employees or increase temporary workers when faced with strict regulation governing hiring and redundancy.

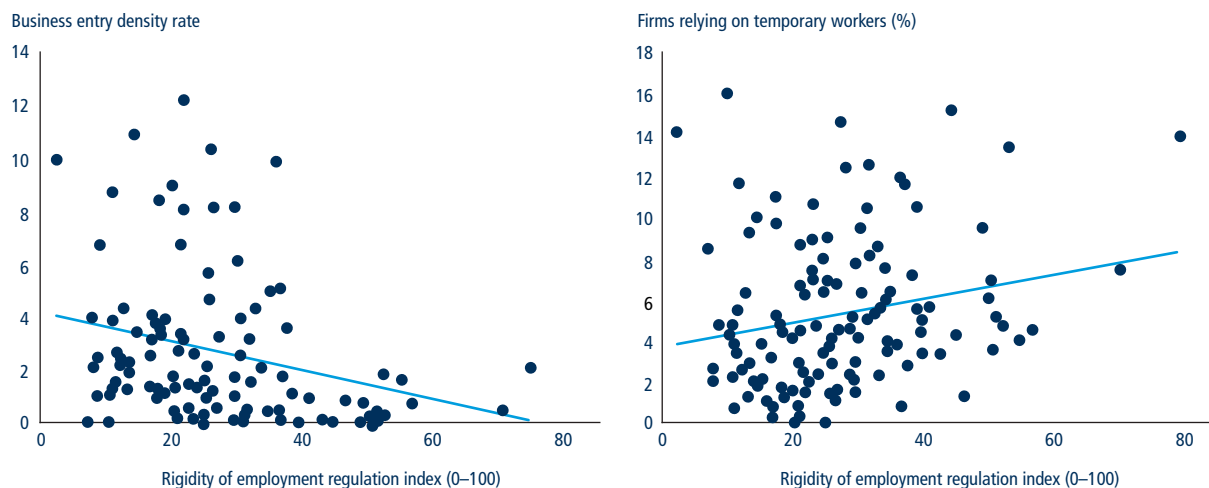
Firm-level data also show that where labor market regulation is less flexible,

more firms rely on temporary workers as a share of total workers. Conversely, lower labor costs could give more hiring space to start-ups, particularly in times of economic downturn or production shifts.<sup>12</sup> These findings suggest that stringent labor regulation is related to an increase in temporary employment relative to permanent employment. Sub-Saharan Africa is the region with the highest proportion of firms that rely on temporary workers as a share of total workers, followed by South Asia and East Asia and the Pacific.<sup>13</sup> Understanding these linkages and their consequences is important, given that entrepreneurial activity and job creation play a crucial role in poverty reduction and sustainable development.<sup>14</sup>

Stringent employment protection can also cause employers to create fewer

*Sub-Saharan Africa is the region with the highest proportion of firms that rely on temporary workers as a share of total workers, followed by South Asia and East Asia and the Pacific.*

**FIGURE 7.1** Stringent labor regulation is associated with fewer newly registered companies and a greater number of firms relying on temporary workers



Sources: *Doing Business* database; Entrepreneurship database (<http://www.doingbusiness.org/data/exploretopics/entrepreneurship>), World Bank; Enterprise Surveys database (<http://www.enterprisesurveys.org>), World Bank.

Note: The rigidity of employment regulation index is the average of four other indices—hiring, working hours, redundancy rules and cost. For an explanation on how these indexes are computed, see the data notes in *Doing Business 2013*. The business entry density rate is the number of newly registered firms with limited liability per 1,000 working-age people (age 15–64) per calendar year. The relationships are significant at the 5% level after controlling for income per capita and are robust to the removal of the outliers.

permanent jobs as they attempt to circumvent the cost of providing employment protection to permanent employees.<sup>15</sup> While doing so may be a short-term solution for employers, this labor market duality presents significant risks to the economy. These risks—including no overall increase in employment,<sup>16</sup> negative implications for employees' professional development, the costs associated with unfair dismissal<sup>17</sup> and weak productivity growth—are discussed extensively in the literature.<sup>18</sup>

It is a challenge for any economy to develop labor policies that avoid labor market segmentation and provide a balance between worker protection and flexibility. Measuring labor market regulation assists policy makers in making informed policy decisions. The differences in selected labor market regulation—such as that governing working hours, severance payment, unemployment protection and the availability of national training funds—is discussed below.

### Working hours

Technological advancements and market dynamics are changing the nature

of work. As a result, economies may consider revisiting legal restrictions on non-standard working hours such as night work, weekly holiday or overtime work. Understanding the impacts of regulatory restrictions, including those on working hours, is important for promoting entrepreneurship.<sup>19</sup> According to *Doing Business* data, 40% of economies have legal restrictions on night work, weekly holiday work or overtime work in the food retail industry. Of these three areas, weekly holiday work is the most restricted. The largest share of high-income economies have restrictions on work performed on a weekly rest day, followed by lower-middle-income economies (figure 7.2). In Belgium, for example, there is a general prohibition on employing personnel on Sunday; to operate on Sunday, businesses must obtain authorization from the Mayor and Aldermen.<sup>20</sup>

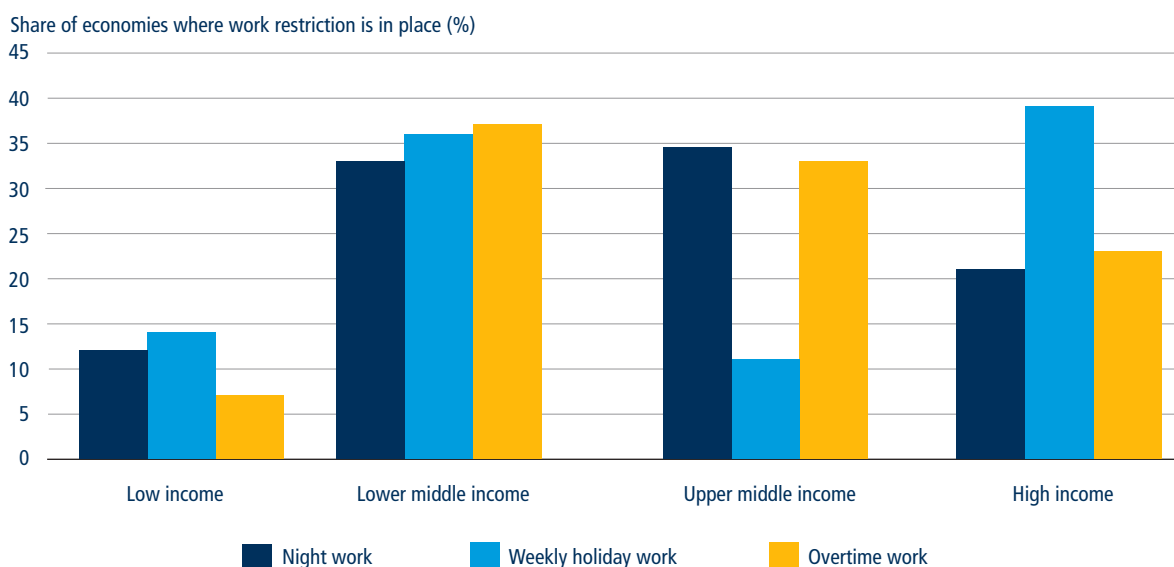
Night work is the second most restricted area according to *Doing Business* data. Upper-middle-income economies have the most limits on night work, followed by the lower-middle-income group. Nine economies reformed in

the area of working hours in 2017/18. In India (Mumbai) the Maharashtra Shops and Establishment Act, 2017, increased overtime hours and eliminated work restrictions on the weekly rest day, while introducing a compensatory day off and a 100% wage premium for work on that day. Norway also eased restrictions on night work by allowing employees to work past 9:00 p.m. and until 11:00 p.m. Non-standard work schedules allow businesses to adjust their workforce as they evolve and face new global dynamics. Weekly holiday or night work prohibitions constrain firms and give them less flexibility to meet their employment needs.

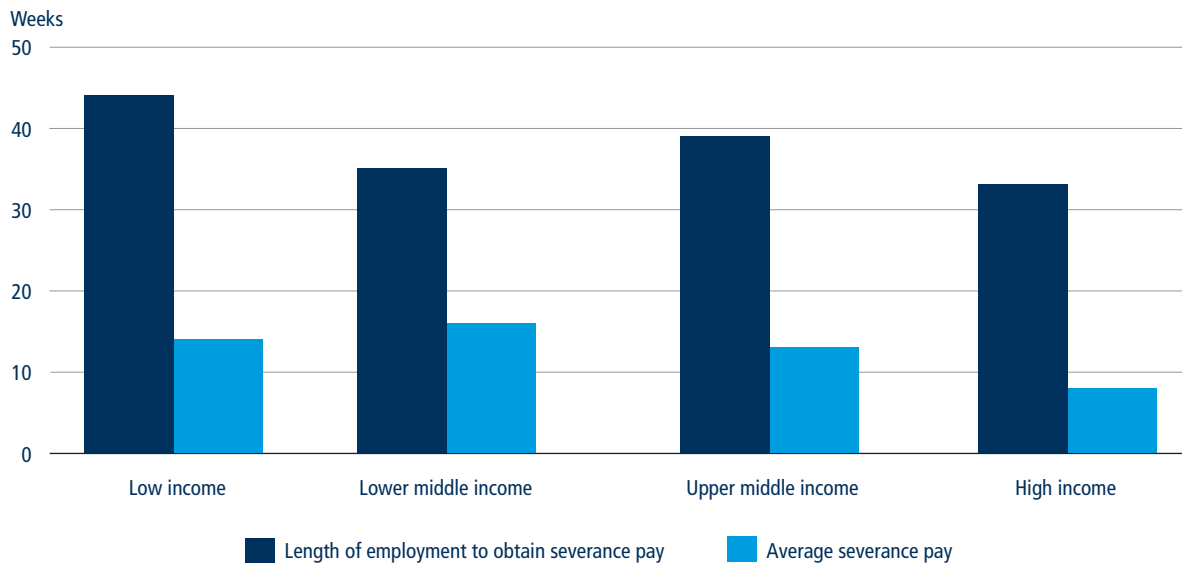
### Severance payment and length of employment

New data show that low- and lower-middle-income economies, which maintain the highest average severance pay as measured by *Doing Business*,<sup>21</sup> tend to mandate longer minimum lengths of employment before a worker is entitled to severance pay (figure 7.3). Facing higher dismissal costs, employers may be induced to choose to keep senior workers over junior ones.<sup>22</sup> If only

**FIGURE 7.2** Lower-middle-income economies have the most restrictions on night, weekly holiday and overtime work



Source: *Doing Business* database.

**FIGURE 7.3** Workers in low-income economies must be employed the longest to obtain severance pay

Source: *Doing Business* database.

Note: The sample size includes 177 economies for which data on the minimum length of employment are collected in *Doing Business 2019*.

available to experienced employees and in economies without unemployment insurance, more vulnerable employees—such as youth, for example—may be left without any income protection. Research shows that youth employment can decrease by roughly 1.5 percentage points when severance pay is increased by 100%.<sup>23</sup> The labor market can become segregated between highly protected older workers with job stability, and younger, less experienced workers who are unable to benefit from labor protection mechanisms. Therefore, more flexible regulation should be enacted only once enhanced social assistance and insurance are in place.<sup>24</sup> Within the past year, South Sudan adopted legislation introducing severance payments for redundancy termination; France increased severance payments, while Azerbaijan and Lithuania decreased these amounts.

### Unemployment protection and skills development

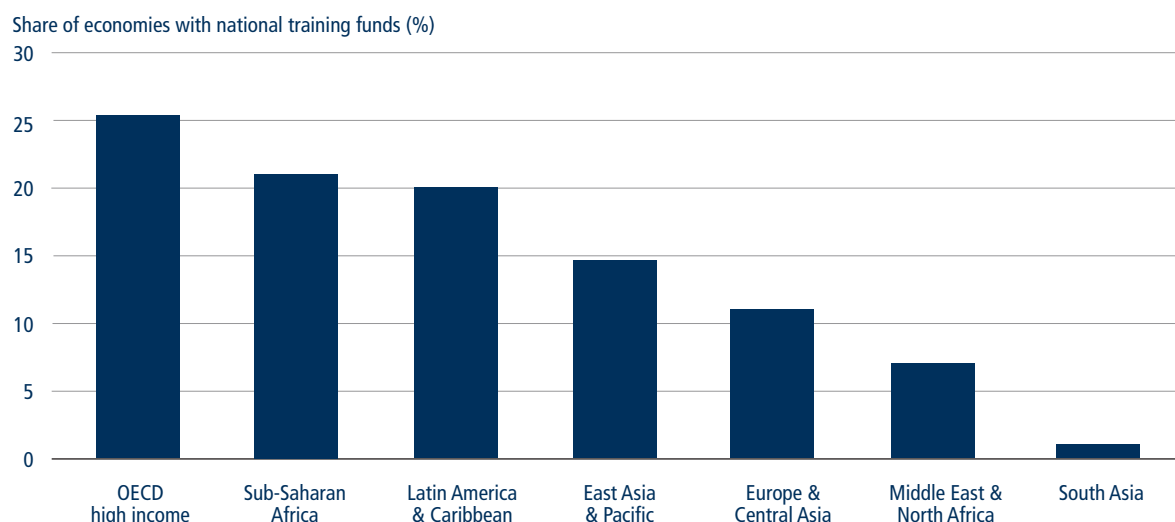
Globally, 40% of economies measured by *Doing Business* provide unemployment protection, with an 8-month average minimum contribution period before an

employee becomes eligible. However, only 5% of low- and lower-middle-income economies require unemployment protection by law. A lack of protection and benefits leaves people vulnerable to poverty, particularly during life events such as poor health or old age.<sup>25</sup> Unemployment protection policies are critical in promoting inclusive labor markets, human capital development, productivity and economic growth.<sup>26</sup> The need is particularly high in developing economies where informality is predominant. In 2017/18, Malaysia and Nepal introduced unemployment protection schemes, while Bulgaria increased the minimum contribution period for unemployment protection from nine to 10 months. To ensure basic protections for all citizens, effective national level policies should be designed in collaboration with social partners.

Similarly, a lack of training can leave people, especially youth, unprepared for the job market. Economies should continuously improve the skills of the labor force to adapt to rapidly changing business and social environments. Although firms are generally expected

to provide training for their employees, professional development as a national policy generates more opportunities for the wider population. India, for example, has set a target of training 500 million people by 2022 to spur employment and national development.<sup>27</sup>

National training funds are one of the main financing vehicles for putting national skills development policies into practice. Such funds, dedicated to improving the skills of citizens, typically come from a stock or flow of financing outside normal government budget channels.<sup>28</sup> *Doing Business* data indicate that national training funds exist in 60% of economies worldwide at varying levels of development and geography. The OECD high-income group has the largest share of economies with national training funds, followed by Sub-Saharan Africa and Latin America and the Caribbean (figure 7.4). Training funds in high-income economies are most commonly financed by levies (taxes) on enterprises, while in low-income and lower-middle-income economies the funds primarily come from international donors.<sup>29</sup>

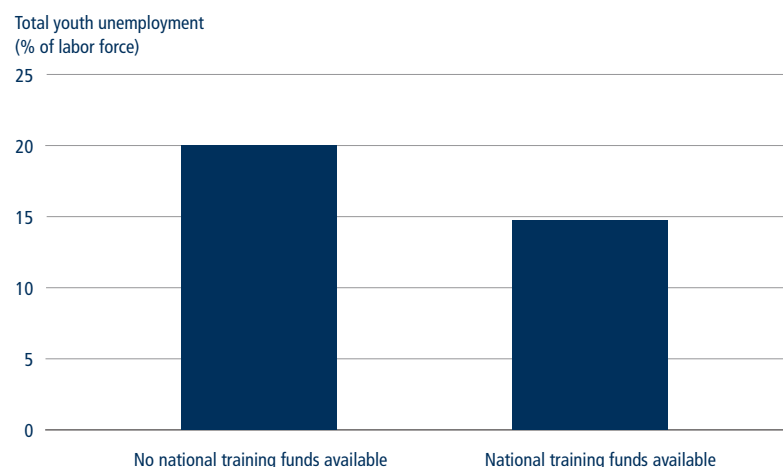
**FIGURE 7.4** South Asia has the lowest share of economies with national training funds

Source: *Doing Business* database.

The benefits of national training programs are yet to be fully evaluated. However, *Doing Business* data show a negative and significant association between the availability of national training funds and youth unemployment (figure 7.5), suggesting the youth unemployment rate is lower in economies where national training funds

are available. Since its creation in 2017 Bolivia's National Employment Plan has helped generate about 58,000 jobs for young people by providing incentives to companies including co-financing their training.<sup>30</sup> In Brazil the Serviço Nacional de Aprendizagem Industrial (SENAI, the National Service for Industrial Training)

and its associated institutions,<sup>31</sup> which operate under the umbrella of the National Confederation of Industry, have graduated 55 million professionals since 1942. The SENAI offers approximately 3,000 courses that train workers in 28 industrial areas. Courses range from professional learning to college and graduate degrees. In Sub-Saharan Africa, Côte d'Ivoire's Professional Training and Development Fund was created with the core mission of financing employee training initiatives to address the challenge of low education and skills among workers.<sup>32</sup> In East Asia and the Pacific, the Lao People's Democratic Republic established a national training fund in 2010.<sup>33</sup> The main role of the fund, which is financed through 1% mandatory employee salary contributions, is to foster the development of relevant job skills in the country's workforce.

**FIGURE 7.5** Availability of national training funds is associated with lower levels of youth unemployment

Source: *Doing Business* database.

Note: The relationship is significant at the 5% level after controlling for income per capita. The sample includes 116 economies.

## CONCLUSION

The *Doing Business* labor market regulation dataset serves as a tool for policy makers to identify areas for regulatory reform and for researchers to



investigate the links between changes to labor regulation and economic outcomes. Given the changing dynamics of work, determining the right level of regulatory intervention in the labor market is critical. It is important on the one hand to provide businesses with the flexibility to meet their permanent and temporary staffing needs while, on the other, ensuring worker protections and the revision of rigid labor legislation, particularly in developing economies where vulnerable groups may be left behind. Shifts in labor market demand also call for new ways of thinking about skills development and training, including national policies and funding strategies that economies can utilize to prepare their citizens for the future.

## NOTES

This case study was written by Lucia Arnal Rodríguez, Liliya F. Bulgakova and Dorina P. Georgieva.

1. Botero and others 2004; Besley and Burgess 2004; Amin 2007.
2. World Bank 2012.
3. The World Bank's *World Development Report 2013* uses the term "plateau" to describe the balance between unemployment protection and labor market flexibility.
4. Ulku and Muzi 2015.
5. World Bank 2018.
6. Scarpetta and others 2002; Klapper, Laeven and Rajan 2006.
7. Loayza, Oviedo and Servén 2005.
8. La Porta and Shleifer 2014.
9. World Bank 2018.
10. International Labor Organization data (<http://www.ilo.org/ilostat>); employment in the informal economy as a percentage of total non-agricultural employment.
11. Djankov and Ramalho 2009.
12. World Bank 2018.
13. Enterprise Surveys database (<http://www.enterprisesurveys.org/>), World Bank. The share of firms relying on temporary workers by region is as follows: Sub-Saharan Africa 7.2%, South Asia 6.2%, East Asia and the Pacific 5.1%, the Middle East and North Africa 4.3%, Europe and Central Asia 3.9%, and Latin America and the Caribbean 3.9%.
14. Djankov, Georgieva and Ramalho 2018.
15. Cahuc, Charlot and Malherbet 2016.
16. OECD 2013.
17. Ulku and Muzi 2015.
18. OECD 2014.
19. World Bank 2012.
20. As stipulated by Belgium's Labour Act of March 16, 1971, and sectoral regulations (JIC 119).
21. *Doing Business* measures severance pay for workers with 1, 5 and 10 years of tenure.
22. Montenegro and Pagés 2007; Heckman and Pagés 2003; Montenegro and Pagés 2003.
23. Montenegro and Pagés 2007.
24. World Bank 2018.
25. Alderman and Yemtsov 2013.
26. Acemoglu and Shimer 2000; Di Maggio and Kermani 2016; Kuddo, Robalino and Weber 2015.
27. For more information on India's national training policy, see the UNESCO Institute for Lifelong Learning brief on India at [http://uil.unesco.org/fileadmin/keydocuments/LifelongLearning/en/UII\\_Global\\_Inventory\\_of\\_NQFs\\_India.pdf](http://uil.unesco.org/fileadmin/keydocuments/LifelongLearning/en/UII_Global_Inventory_of_NQFs_India.pdf).
28. Johanson 2009.
29. Johanson 2009.
30. For more information, see the website of Plan Generación de Empleo at <http://www.plandeempleo.bo/>.
31. The SENAI was followed by four other sector-specific training institutions for commerce (Serviço Nacional de Aprendizagem Comercial, SENAC), rural areas (Serviço Nacional de Aprendizagem Rural, SENAR), small enterprises (Serviço Brasileiro de Apoio às Micro e Pequenas Empresas, SEBRAE) and transport (Serviço Nacional de Aprendizagem do Transporte, SENAT). All of these institutions operate under the same basic structure and legal framework.
32. For more information on the Fonds de Développement de la Formation Professionnelle, see the website at <http://www.fdfp.ci/faq>.
33. Lao PDR's national training fund was established by Decree No. 036/PM of the Ministry of Labour and Social Welfare dated January 22, 2010. The fund is meant to build and develop labor skills at the national and provincial levels by creating opportunities for citizens to receive training and skills development at training centers, schools and colleges. The fund also facilitates academic scholarships, grants and short-term loans.



# References

- Abeberese, Ama Baafr. 2016. "Electricity Cost and Firm Performance: Evidence from India." *Review of Economics and Statistics* 99 (5): 839–52.
- Abramovitz, Moses, and Paul David. 1994. "Convergence and Deferred Catch-up: Productivity Leadership and the Waning of American Exceptionalism." Center for Economic Policy Research Publication No. 401, Stanford University, Stanford.
- Acemoglu, Daron, and Robert Shimer. 2000. "Productivity Gains from Unemployment Insurance." *European Economic Review* (44): 1195–1224.
- Aghion, Philippe, Thibault Fally and Stefano Scarpetta. 2007. "Credit Constraints as a Barrier to the Entry and Post-Entry Growth of Firms." *Economic Policy* 22 (52): 731–79.
- Agyeman, Stephen, Herbert Abeka and Sampson Assiamah. 2016. "Re-engineering the Building Permits Acquisition Processing to Control the Development of Unauthorized Structures in Ghanaian Communities." *China-USA Business Review* 15 (4): 170–81.
- Ahsan, Reshad N. 2013. "Input Tariffs, Speed of Contract Enforcement, and the Productivity of Firms in India." *Journal of International Economics* 90 (1): 181–92.
- Akerlof, George. 1970. "The Market for 'Lemons': Quality Uncertainty and the Market Mechanism." *The Quarterly Journal of Economics* 84 (3): 488–500.
- Alderman, Harold, and Ruslan Yemtsov. 2013. "How Can Safety Nets Contribute to Economic Growth?" Policy Research Working Paper 6437, World Bank, Washington, DC.
- Amin, Mohammad. 2007. "Labor Regulation and Employment in India's Retail Stores." Policy Research Working Paper 4314, World Bank, Washington, DC.
- Amiti, Mary, and Amit K. Khandelwal. 2011. "Import Competition and Quality Upgrading." *Review of Statistics and Economics* 95 (2): 476–90.
- Andersen, Thomas Barnebeck, and Carl-Johan Dalgaard. 2013. "Power Outages and Economic Growth in Africa." *Energy Economics* 38 (C): 19–23.
- Aragón, Fernando M. 2015. "Do Better Property Rights Improve Local Income? Evidence from First Nations' Treaties." *Journal of Development Economics* (116): 43–56.
- Arvis, Jean-François, Robin Carruthers, Graham Smith and Christopher Willoughby. 2011. "Connecting Landlocked Developing Countries to Markets: Trade Corridors in the 21st Century." *Directions in Development*, World Bank, Washington, DC.
- Asafu-Adjaye, John. 2000. "The Relationship between Energy Consumption, Energy Prices and Economic Growth: Time Series Evidence from Asian Developing Countries." *Energy Economics* 22 (6): 615–25.
- Baye, Michael R., and Joshua D. Wright. 2011. "Is Antitrust Too Complicated for Generalist Judges? The Impact of Economic Complexity and Judicial



- Training on Appeals." *Journal of Law and Economics* 54 (1): 1-24.
- Beck, Thorsten, Chen Lin and Yue Ma. 2014. "Why Do Firms Evade Taxes? The Role of Information Sharing and Financial Sector Outreach." *Journal of Finance* (69): 763-817.
- Becker, Bo, and Jens Josephson. 2016. "Insolvency Resolution and the Missing High-Yield Bond Markets." *The Review of Financial Studies* 29 (10): 2814-49.
- Bedner, Adriaan. 2008. "Rebuilding the Judiciary in Indonesia: The Special Courts Strategy." *Yuridika* 23 (3): 248-49.
- Belitski, Maksim, Farzana Chowdhury and Sameeksha Desai. 2016. "Taxes, Corruption and Entry." *Small Business Economics* 47 (1): 201-16.
- Berkowitz, Daniel, Chen Lin and Yue Ma. 2015. "Do Property Rights Matter? Evidence from a Property Law Enactment." *Journal of Financial Economics* 116 (3): 583-93.
- Besley, Timothy, and Robin Burgess. 2004. "Can Labor Regulation Hinder Economic Performance? Evidence from India." *The Quarterly Journal of Economics* 119 (1): 91-134.
- Betcherman, Gordon. 2015. "Labor Market Regulations: What Do We Know About Their Impacts in Developing Countries?" *World Bank Research Observer* 30: 124-53.
- Botero, Juan Carlos, Simeon Djankov, Rafael La Porta, Florencio López-de-Silanes and Andrei Shleifer. 2004. "The Regulation of Labor." *Quarterly Journal of Economics* 119 (4): 1339-82.
- Branstetter, Lee G., Francisco Lima, Lowell J. Taylor and Ana Venâncio. 2014. "Do Entry Regulations Deter Entrepreneurship and Job Creation? Evidence from Recent Reforms in Portugal." *Economic Journal* 124 (577): 805-32. doi:10.1111/econj.12044.
- Broude, Richard F., Judith K. Fitzgerald, Peter Kelly, Bernard Piot, Heinz Vallender, Louis B. Buchman, Hans-Gerd H. Jauch, Francis Sowman and John White. 2002. "The Judge's Role in Insolvency Proceedings: The View from the Bench; the View from the Bar." Panel discussion at "Insolvency Y2K2: Boom or Bust?" conference in Dublin, Ireland. Published in *American Bankruptcy Institute Law Review* 10 (2): 511-65.
- Bruhn, Miriam. 2011. "License to Sell: The Effect of Business Registration Reform on Entrepreneurial Activity in Mexico." *Review of Economics and Statistics* 93 (1): 382-86.
- . 2013. "A Tale of Two Species: Revisiting the Effect of Registration Reform on Informal Business Owners in Mexico." *Journal of Development Economics* 103: 275-83.
- Cahuc, Pierre, Olivier Charlot and Franck Malherbet. 2016. "Explaining the Spread of Temporary Jobs and its Impact on Labor Turnover." *International Economic Review* 57 (2): 533-72.
- Calomiris, Charles, Mauricio Larrain, José Liberti and Jason Sturgess. 2017. "How Collateral Laws Shape Lending and Sectoral Activity." *Journal of Financial Economics* 123 (1): 163-88.
- Campbell, Richard. 2018. "Fires in Industrial and Manufacturing Properties." National Fire Protection Association. Available at <https://www.nfpa.org/-/media/Files/News-and-Research/Fire-statistics/Occupancies/osIndustrial.pdf>.
- Carluccio, Juan. 2015. "The Impact of Worker Bargaining Power on the Organization of Global Firms." *Journal of International Economics* 96 (1): 162-81.
- Chaurey, Ritam. 2015. "Labor Regulations and Contract Labor Use: Evidence from Indian Firms." *Journal of Development Economics* 114 (C): 224-32.
- Chemin, Matthieu. 2009. "The Impact of the Judiciary on Entrepreneurship: Evaluation of Pakistan's 'Access to Justice Programme.'" *Journal of Public Economics* 93 (1-2): 114-25.
- Christiansen, Lone, Martin Schindler and Thierry Tresselt. 2013. "Growth and Structural Reforms: A New Assessment." *Journal of International Economics* 89 (2): 347-56.
- Cirera, Xavier, Roberto N. Fattal Jaef and Hibret B. Maemir. 2017. "Taxing the Good? Distortions, Misallocation, and Productivity in Sub-Saharan Africa." Policy Research Working Paper 7949, World Bank, Washington, DC.
- Corcoran, Adrian, and Robert Gillanders. 2015. "Foreign Direct Investment and the Ease of Doing Business." *Review of World Economics* 151 (1): 103-26.
- Cox, Marcus, Emele Duituturaga and Nur Sholikin. 2012. "Indonesia Case Study: Evaluation of Australian Law and Justice Assistance." Office of Development Effectiveness, Government of Australia. Available at [www.ode.ausaid.gov.au](http://www.ode.ausaid.gov.au).
- Cravo, Tulio A., and Caio Piza. 2016. "The Impact of Business Support Services for Small and Medium Enterprises on Firm Performance in Low- and Middle-Income Countries: A Meta-Analysis." Policy Research Working Paper 7664, World Bank, Washington, DC.
- Dabla-Norris, Era, Mark Gradstein and Gabriela Inchauste. 2008. "What Causes Firms to Hide Output? The Determinants of Informality." *Journal of Development Economics* 85 (1-2): 1-27.
- Dabla-Norris, Era, Florian Misch, Duncan Cleary and Munawar Khwaja. 2017. "Tax Administration and Firm Performance: New Data and Evidence for Emerging Market and Developing Economies." IMF Working Paper 17/95, International Monetary Fund, Washington, DC.
- Dam, Kenneth W. 2006. "The Judiciary and Economic Development." John M. Olin Law and Economics Working Paper 287 (Second Series), University of Chicago Law School, Chicago.
- Dana, Leo Paul. 2001. "The Education and Training of Entrepreneurs in Asia." *Education and Training* 43 (8/9): 405-16.
- De Varo, Jed, Nan Maxwell and Hokada Morita. 2017. "Training and Intrinsic Motivation in Non-Profit and For-Profit Organizations." *Journal of Economic Behavior & Organization* 139 (C): 196-213.
- De Wulf, Luc, and José B. Sokol, eds. 2005. *Customs Modernization Handbook*. Washington, DC: World Bank.
- Demenet, Axel, Mireille Razafindrakoto and François Roubaud. 2016. "Do Informal Businesses Gain from Registration and How? Panel Data Evidence from Vietnam." *World Development* 84 (August): 326-41.
- Di Maggio, Marco, and Amir Kermani. 2016. "The Importance of Unemployment

- Insurance as an Automatic Stabilizer." NBER Working Paper 22625, National Bureau of Economic Research, Cambridge, MA.
- Djankov, Simeon. 2016. "The Doing Business Project: How It Started: Correspondence." *Journal of Economic Perspectives* 30 (1): 247–48.
- Djankov, Simeon, Caroline Freund and Cong S. Pham. 2010. "Trading on Time." *Review of Economics and Statistics* 92 (1): 166–73.
- Djankov, Simeon, Tim Ganser, Caralee McLiesh, Rita Ramalho and Andrei Shleifer. 2010. "The Effect of Corporate Taxes on Investment and Entrepreneurship." *American Economic Journal: Macroeconomics* 2 (3): 31–64.
- Djankov, Simeon, Dorina Georgieva and Rita Ramalho. 2018. "Business Regulations and Poverty." *Economics Letters* 165 (April): 82–87.
- Djankov, Simeon, Oliver Hart, Caralee McLiesh and Andrei Shleifer. 2008. "Debt Enforcement around the World." *Journal of Political Economy* 116 (6): 1105–49.
- Djankov, Simeon, Rafael La Porta, Florencio López-de-Silanes and Andrei Shleifer. 2002. "The Regulation of Entry." *Quarterly Journal of Economics* 117 (1): 1–37.
- . 2008. "The Law and Economics of Self-Dealing." *Journal of Financial Economics* 88 (3): 430–65.
- Djankov, Simeon, Rafael La Porta, Caralee McLiesh and Andrei Shleifer. 2003. "Courts." *Quarterly Journal of Economics* 118 (2): 453–517.
- Djankov, Simeon, Darshini Manraj, Caralee McLiesh and Rita Ramalho. 2005. "Doing Business Indicators: Why Aggregate, and How to Do It." World Bank, Washington, DC.
- Djankov, Simeon, Caralee McLiesh and Andrei Shleifer. 2007. "Private Credit in 129 Countries." *Journal of Financial Economics* 84 (2): 299–329.
- Djankov, Simeon, and Rita Ramalho. 2009. "Employment Laws in Developing Countries." *Journal of Comparative Economics* 37 (1): 3–13.
- Doe, Frederick, and Emmanuel Selase Asamoah. 2014. "The Effect of Electric Power Fluctuations on the Profitability and Competitiveness of SMEs: A Study of SMEs within the Accra Business District of Ghana." *Journal of Competitiveness* 6 (3): 32–48. <http://dx.doi.org/10.7441/joc.2014.03.03>.
- Dubai, Dubai Courts. 2008. *Annual Report Dubai Courts*. Available at [http://www.dubaicourts.gov.ae/portal/page/portal/courts\\_portal/files/pdf/DC\\_ANNUAL\\_REPORT\\_2008\\_EN.PDF](http://www.dubaicourts.gov.ae/portal/page/portal/courts_portal/files/pdf/DC_ANNUAL_REPORT_2008_EN.PDF).
- . 2016. *Annual Report Dubai Courts*. Available at [http://www.dubaicourts.gov.ae/jimage/files/annual\\_report\\_2016\\_EN\\_01.pdf](http://www.dubaicourts.gov.ae/jimage/files/annual_report_2016_EN_01.pdf).
- . 2017. *Annual Report Dubai Courts*. Available at [http://www.dubaicourts.gov.ae/jimage/files/annual\\_report\\_2017\\_EN\\_3.pdf](http://www.dubaicourts.gov.ae/jimage/files/annual_report_2017_EN_3.pdf).
- Durnev, Art, Vihang Errunza and Alexander Molchanov. 2009. "Property Rights Protection, Corporate Transparency, and Growth." *Journal of International Business Studies* 40 (9): 1533–62.
- Elnaga, Amir, and Amen Imran. 2013. "The Effect of Training on Employee Performance." *European Journal of Business and Management* 5 (4) 137–47.
- Esposito, Gianluca, Sergi Lanau and Sebastiaan Pompe. 2014. "Judicial System Reform in Italy—A Key to Growth." IMF Working Paper 14/32, International Monetary Fund, Washington, DC.
- European Commission. 2017. "Competitiveness in Low-Income and Low-Growth Regions: The Lagging Regions Report." European Commission Staff Working Document, European Commission, Brussels.
- European Judicial Training Network. 2016. "Judicial Training Principles." Available at [http://www.ejtn.eu/PageFiles/15756/Judicial%20Training%20Principles\\_EN.pdf](http://www.ejtn.eu/PageFiles/15756/Judicial%20Training%20Principles_EN.pdf).
- European Parliament. 2016. "The Cost of Non-Europe in the Area of Organized Crime and Corruption—Annex I—Corruption." European Parliamentary Research Service, PE 579.319, European Union, Brussels. Available at [http://www.europarl.europa.eu/RegData/etudes/STUD/2016/579319/EPRS\\_STU\(2016\)579319\\_EN.pdf](http://www.europarl.europa.eu/RegData/etudes/STUD/2016/579319/EPRS_STU(2016)579319_EN.pdf).
- . 2017. "The Training of Judges and Legal Practitioners—Ensuring the Full Application of EU Law." Available at [http://www.europarl.europa.eu/RegData/etudes/IDAN/2017/583134/IPOL\\_IDA\(2017\)583134\\_EN.pdf](http://www.europarl.europa.eu/RegData/etudes/IDAN/2017/583134/IPOL_IDA(2017)583134_EN.pdf).
- FAO (Food and Agriculture Organization of the United Nations). 2017. *Improving ways to record tenure rights*. Rome: FAO.
- Farole, Thomas, Issam Hallak, Peter Harasztosi and Shawn Tan. 2017. "Business Environment and Firm Performance in European Lagging Regions." Policy Research Working Paper 8281, World Bank, Washington, DC.
- Fire Protection Association of South Africa. 2015. "South Africa Fire Loss Statistics 2015." Available at <http://www.fpsa.co.za/images/FireStats/JUNE-2017-STATS-FOR-LIBRARY.pdf>.
- Fourie, Clarissa. 1998. "The Role of Local Land Administrators: An African Perspective." *Land Use Policy* 15 (1): 55–66.
- Freund, Caroline, and Bineswaree Bolaky. 2008. "Trade, Regulations, and Income." *Journal of Development Economics* 87: 309–21.
- Freund, Caroline, and Nadia Rocha. 2011. "What Constrains Africa's Exports?" *The World Bank Economic Review* 25 (3): 361–86.
- Geginat, Carolin, and Rita Ramalho. 2015. "Electricity Connections and Firm Performance in 183 Countries." Global Indicators Group, World Bank Group, Washington, DC. Available at <http://www.doingbusiness.org/-/media/GIAWB/Doing%20Business/Documents/Special-Reports/DB15-Electricity-Connections-and-Firm-Performance.pdf>.
- Giné, Xavier, and Inessa Love. 2010. "Do Reorganization Costs Matter for Efficiency? Evidence from a Bankruptcy Reform in Colombia." *The Journal of Law & Economics* 53 (4): 833–64.
- Guner, Nezh, Gustavo Ventura and Yi Xu. 2008. "Macroeconomic Implications of Size-Dependent Policies." *Review of Economic Dynamics* 11: 721–44.
- Gutiérrez, Maria. 2003. "An Economic Analysis of Corporate Directors' Fiduciary

- Duties." *The RAND Journal of Economics* 34 (3): 516-35.
- Hadfield, Gillian K. 2008. "The Levers of Legal Design: Institutional Determinants of the Quality of Law." *Journal of Comparative Economics* 36 (2008): 43-73.
- Hallward-Driemeier, Mary, and Lant Pritchett. 2015. "How Business Is Done in the Developing World: Deals versus Rules." *Journal of Economic Perspectives* 29 (3): 121-40.
- Hampson, Ian. 2002. "Training Reform: Back to Square One?" *Economic & Labour Relations Review* 13 (1): 149-74.
- Heckman, James, and Carmen Pagés. 2003. "Law and Employment: Lessons from Latin America and the Caribbean." NBER Working Paper 10129, National Bureau of Economic Research, Cambridge, MA.
- Herrendorf, Berthold, and Arilton Teixeira. 2011. "Barriers to Entry and Development." *International Economic Review* 52 (2): 573-602.
- HRRC (Human Rights Resource Center). 2014. "Judicial Training in ASEAN: A Comparative Overview of Systems and Programs." Available at <http://hrrca.org/wp-content/uploads/2015/05/Judicial-Training-in-ASEAN.pdf>.
- Hsieh, Chang-Tai, and Peter J. Klenow. 2009. "Misallocation and Manufacturing TFP in China and India." *Quarterly Journal of Economics* 124 (4): 1403-48.
- Ichino, Andrea, Michele Polo and Enrico Rettore. 2003. "Are Judges Biased by Labor Market Conditions?" *European Economic Review* 47 (5): 913-44.
- Indonesia, Supreme Court. 2008. *Annual Report: 119*. Jakarta: The Republic of Indonesia Supreme Court.
- . 2011. *Annual Report: 109*. Jakarta: The Republic of Indonesia Supreme Court.
- . 2012. *Annual Report: 276-283*. Jakarta: The Republic of Indonesia Supreme Court.
- IOJT (International Organization for Judicial Training). 2017. "Declaration of Judicial Training Principles." Available at <http://www.iojt.org/~media/Microsites/Files/IOJT/Microsite/2017-Principles.ashx>.
- Iverson, Benjamin, Joshua Madsen, Wei Wang and Qiping Xu. 2018. "Practice Makes Perfect: Judge Experience and Bankruptcy Outcomes." Available at <https://ssrn.com/abstract=3084318>.
- Johanson, Richard. 2009. "A Review of National Training Funds." Social Protection Working Paper 922, World Bank, Washington, DC.
- Josias, Ronald. 2014. "Building Quality Infrastructure in Africa. Overview of Accreditation & Pan-African Quality Infrastructure." African Accreditation Cooperation. Available at [https://www.wto.org/english/tratop\\_e/tbt\\_e/session\\_4nov/4\\_south\\_africa.pdf](https://www.wto.org/english/tratop_e/tbt_e/session_4nov/4_south_africa.pdf).
- Jimenez, Raul. 2017. "Development Effects of Rural Electrification." Policy Brief IDB-PB-261, Infrastructure and Energy Division, Inter-American Development Bank, Washington, DC.
- Kapp, William. 1950. *The Social Costs of Private Enterprise*. Cambridge, MA: Harvard University Press.
- Kawaguchi, Daiji, and Tetsushi Murao. 2014. "Labor-Market Institutions and Long-Term Effects of Youth Unemployment." *Journal of Money Credit and Banking* 46 (S2): 95-116.
- Klapper, Leora, Luc Laeven and Raghuram Rajan. 2006. "Entry Regulation as a Barrier to Entrepreneurship." *Journal of Financial Economics* 82 (3): 591-629.
- Kroll, Alexander, and Donald P. Moynihan. 2015. "Does Training Matter? Evidence from Performance Management Reforms." *Public Administration Review* 75 (3): 341-503.
- Kuddo, Arvo, David Robalino and Michael Weber. 2015. "Balancing Regulations to Promote Jobs: From Employment Contracts to Unemployment Benefits." World Bank, Washington, DC.
- Laeven, Luc, and Christopher Woodruff. 2007. "The Quality of the Legal System, Firm Ownership, and Firm Size." *Review of Economics and Statistics* 89 (4): 601-14.
- La Porta, Rafael, and Andrei Shleifer. 2008. "The Unofficial Economy and Economic Development." Tuck School of Business Working Paper 2009-57, Dartmouth College, Hanover, NH. Available at Social Science Research Network (SSRN). <http://ssrn.com/abstract=1304760>.
- Lawless, Martina. 2013. "Do Complicated Tax Systems Prevent Foreign Direct Investment?" *Economica* 80 (317): 1-22.
- Loayza, Norman V., Ana Maria Oviedo and Luis Servén. 2005. "The Impact of Regulation on Growth and Informality: Cross-Country Evidence." Policy Research Working Paper 3623, World Bank, Washington, DC.
- Lorizio, Marilene, and Antonia Rosa Gurrieri. 2014. "Efficiency of Justice and Economic Systems." *Procedia Economics and Finance* 17: 104-12.
- Love, Inessa, María Soledad Martínez Pería and Sandeep Singh. 2016. "Collateral Registries for Movable Assets: Does Their Introduction Spur Firms' Access to Bank Finance?" *Journal of Financial Services Research* 49 (1): 1-37.
- Macchiavello, Rocco. 2008. "Public Sector Motivation and Development Failures." *Journal of Development Economics* 86 (1): 201-13.
- Magnuson, Eric J., Steven M. Puszis, Lisa M. Agrimonti and Nicole S. Frank. 2014. "The Economics of Justice." Available at [https://www.americanbar.org/content/dam/aba/administrative/tips/14\\_economics\\_of\\_justice.authcheckdam.pdf](https://www.americanbar.org/content/dam/aba/administrative/tips/14_economics_of_justice.authcheckdam.pdf).
- Martincus, Christian Volpe, Jeronimo Carballo and Alejandro Graziano. 2015. "Customs." *Journal of International Economics* 96 (2015): 119-37.
- McKinnon, Alan, Christoph Flöthmann, Kai Hoberg and Christina Busch. 2017. *Logistics Competencies, Skills, and Training: A Global Overview*. Washington, DC: World Bank.
- McLinden, Gerard, Enrique Fanta, David Widdowson and Tom Doyle, eds. 2011. *Border Management Modernization*. Washington, DC: World Bank.
- Men Yon, Kwan, and Simon Hearn. 2016. "Laying the Foundations of Good Governance in Indonesia's Judiciary: A Case Study as Part of an Evaluation of the Australia Indonesia Partnership for Justice." Overseas Development Institute, London.
- Mitman, Kurt. 2016. "Macroeconomic Effects of Bankruptcy and Foreclosure Policies." *American Economic Review* 106 (8): 2219-55.

- Mitton, Todd. 2016. "The Wealth of Subnations: Geography, Institutions, and Within-Country Development." *Journal of Development Economics* 118 (January): 88–111.
- Moisés, Evdokia. 2013. "The Costs and Challenges Implementing Trade Facilitation Measures." OECD Trade Policy Paper 157, OECD, Paris.
- Monteiro, Joana, and Juliano Assunção. 2012. "Coming Out of the Shadows? Estimating the Impact of Bureaucracy Simplification and Tax Cut on Formality in Brazilian Microenterprises." *Journal of Development Economics* 99: 105–15.
- Montenegro, Claudio, and Carmen Pagés. 2003. "Who Benefits from Labor Market Regulations?" Policy Research Working Paper 3143, World Bank, Washington DC.
- . 2007. "Job Security and the Age-Composition of Employment: Evidence from Chile." *Estudios de Economía* (34): 109–39.
- Munemo, Jonathan. 2014. "Business Start-Up Regulations and the Complementarity Between Foreign and Domestic Investment." *Review of World Economics* 150 (4): 745–61.
- Mutai, Kiprotich W., Osumba Ogeta, Chris Wosyanju and Joaz K. Korir. 2007. "Electrical Safety Management in the Kenya Informal Sector: A Case of Eldoret Jua Kali Sector." *Agricultural Engineering International: the CIGR E-journal* 7 (IX). Available at <http://www.cigrjournal.org/index.php/Ejournal/article/download/962/956>.
- Nees, Anne Tucker. 2007. "Making a Case for Business Courts: A Survey of and Proposed Framework to Evaluate Business Courts." *Georgia State University Law Review* 24 (2): 477–532.
- Neira, Julian. 2017. "Bankruptcy and Cross-Country Differences in Productivity." *Journal of Economic Behavior and Organization* (2017). Available at <http://dx.doi.org/10.1016/j.jebo.2017.07.011>.
- Norbäck, Pehr-Johan, Lars Persson and Robin Douhan. 2014. "Entrepreneurship Policy and Globalization." *Journal of Development Economics* 110: 22–38.
- OECD (Organisation for Economic Co-operation and Development). 2013. *OECD Employment Outlook 2013*. Paris, France: OECD.
- . 2014. *OECD Employment Outlook 2014*. Paris, France: OECD.
- Okafor, Harrison. 2012. "Testing the Relationship between Energy Consumption and Economic Growth: Evidence from Nigeria and South Africa." *Journal of Economics and Sustainable Development* 3 (11). Available at <http://www.iiste.org/Journals/index.php/JEDS/article/viewFile/3082/3123>.
- Palumbo, Giuliana, Giulia Giupponi, Luca Nunziata and Juan Mora-Sanguinetti. 2013. "Judicial Performance and Its Determinants: A Cross-Country Perspective." OECD Economic Policy Paper 5/2013, OECD, Paris. Available at <http://www.oecd.org/eco/growth/FINAL%20Civil%20Justice%20Policy%20Paper.pdf>.
- Paunov, Caroline. 2016. "Corruption's Asymmetric Impacts on Firm Innovation." *Journal of Development Economics* 118 (January): 216–31.
- Peng, Mike, and Anne S. York. 2001. "Behind Intermediary Performance in Export Trade: Transactions, Agents and Resources." *Journal of International Business Studies* 32 (2): 327–46.
- Portugal-Perez, Alberto, and John S. Wilson. 2011. "Export Performance and Trade Facilitation Reform: Hard and Soft Infrastructure." *World Development* 40 (7): 1295–1307.
- Rachlinski, Jeffrey J., Chris Guthrie and Andrew J. Wistrich. 2006. "Inside the Bankruptcy Judge's Mind." *Boston University Law Review* 86 (5): 1227–65.
- Rangel, Estellito Junior, Alan Rômulo S. Queiroz and Maurício F. de Oliveira. 2015. "The Importance of Inspections on Electrical Installations in Hazardous Locations." *IEEE Transactions on Industry Applications* 2015 (1):1–1. Available at [https://www.researchgate.net/publication/282546809\\_The\\_Importance\\_of\\_Inspections\\_on\\_Electrical\\_Installations\\_in\\_Hazardous\\_Locations](https://www.researchgate.net/publication/282546809_The_Importance_of_Inspections_on_Electrical_Installations_in_Hazardous_Locations).
- Rud, Juan Pablo. 2012. "Electricity Provision and Industrial Development: Evidence from India." *Journal of Development Economics* 97 (2): 352–67. Available at [https://econpapers.repec.org/article/eedeeco/v\\_3a97\\_3ay\\_3a2012\\_3ai\\_3a2\\_3ap\\_3a352-367.htm](https://econpapers.repec.org/article/eedeeco/v_3a97_3ay_3a2012_3ai_3a2_3ap_3a352-367.htm).
- Scarpetta, Stefano, Philip Hemmings, Thierry Tresselt and Jaejoon Woo. 2002. "The Role of Policy and Institutions for Productivity and Firm Dynamics. Evidence from Micro and Industry Data." OECD Economics Department Working Paper 329, OECD, Paris.
- Schneider, Friedrich. 2005. "The Informal Sector in 145 Countries." Department of Economics, University Linz, Austria.
- Scott, Andrew, Emily Darko, Alberto Lemma and Juan-Pablo Rud. 2014. "How Does Electricity Insecurity Affect Businesses in Low and Middle-Income Countries?" ODI Briefing 1, Overseas Development Institute, London.
- Tomasic, Roman. 2013. *Insolvency Law in East Asia*. Burlington: Ashgate.
- Trebilcock, Michael, and Jing Leng. 2006. "The Role of Formal Contract Law and Enforcement in Economic Development." *Virginia Law Review* 92 (7): 1517–80.
- Ulku, Hulya, and Silva Muzi. 2015. "Labor Market Regulations and Outcomes in Sweden: A Comparative Analysis of Recent Trends." Policy Research Working Paper 7229, World Bank, Washington, DC.
- UNCITRAL (United Nations Commission on International Trade Law). 2001. *Yearbook 32. Report on UNCITRAL-INSOL-IBA Global Insolvency Colloquium*. New York and Vienna: UNCITRAL.
- . 2004. *Legislative Guide on Insolvency Law*. New York: United Nations.
- UNECE (United Nations Economic Commission for Europe). 1996. *Land Administration Guidelines with Special Reference to Countries in Transition*. New York and Geneva: UNECE.
- Urciuoli, Luca. 2016. "Port Security Training and Education in Europe—A Framework and a Roadmap to Harmonization." *Maritime Policy & Management* (January) 580–96.
- Uzzaman, Almas, and Mohammed Abu Yusuf. 2011. "The Role of Customs and other Agencies in Trade Facilitation in Bangladesh: Hindrances and Ways Forward." *World Customs Journal* 5 (1): 29–42.



- Valerio, Alexandria, Brent Parton and Alicia Robb. 2014. "Entrepreneurship Education and Training Programs around the World: Dimensions for Success." *Directions in Development*, World Bank, Washington, DC.
- Visaria, Sujata. 2009. "Legal Reform and Loan Repayment: The Microeconomic Impact of Debt Recovery Tribunals in India." *American Economic Journal: Applied Economics* 1 (3): 59–81.
- Volpe Martincus, Christian, and Jerónimo Carballo. 2010. "Entering New Country and Product Markets: Does Export Promotion Help?" *Review of World Economics* 146 (3): 437–67.
- Volpe Martincus, Christian, Jerónimo Carballo and Alejandro Graziano. 2015. "Customs." *Journal of International Economics* 96 (1): 119–37.
- Williamson, Ian. 2000. "Best Practices for Land Administration Systems in Developing Countries." Paper presented at the International Conference on Land Policy Reform, Jakarta, Indonesia, July 25–27.
- Winters, L. Alan. 2004. "Trade Liberalisation and Economic Performance: An Overview." *The Economic Journal* (114): F4–21.
- World Bank. 2011. *Principles for Effective Insolvency and Creditor/Debtor Regimes*. Revised. Washington, DC: World Bank. Available at [http://siteresources.worldbank.org/EXTGILD/Resources/5807554-1357753926066/ICRPrinciples-Jan2011\[FINAL\].pdf](http://siteresources.worldbank.org/EXTGILD/Resources/5807554-1357753926066/ICRPrinciples-Jan2011[FINAL].pdf).
- . 2012. *World Development Report 2013: Jobs*. Washington, DC: World Bank.
- . 2018. *World Development Report 2019: The Changing Nature of Work*. Washington, DC: World Bank.
- WCO (World Customs Organization). 2008. "Customs in the 21st Century: Enhancing Growth and Development through Trade Facilitation and Border Security." Annex II to Doc. SC0090E1a, p. II/8. Available at [http://www.wcoomd.org/~media/wco/public/global/pdf/topics/key-issues/customs-in-the-21st-century/annexes/annex\\_ii\\_en.pdf?la=en](http://www.wcoomd.org/~media/wco/public/global/pdf/topics/key-issues/customs-in-the-21st-century/annexes/annex_ii_en.pdf?la=en).
- Wren-Lewis, Liam. 2014. "Utility Regulation in Africa: How Relevant is the British Model?" *Utilities Policy* 31 (C): 203–05. Available at <https://ideas.repec.org/a/eee/juipol/v31y2014icp203-205.html>.
- WTO (World Trade Organization). 2016. "WCO Study Report on Customs Brokers." World Customs Organization, Brussels.
- . 2015. *World Trade Report 2015*. Geneva: WTO.





# Data Notes

The indicators presented and analyzed in *Doing Business* measure business regulation, the quality and strength of legal frameworks, the protection of property rights—and their effect on businesses, especially small and medium-size domestic firms. First, the indicators document the complexity of regulation, such as the number of procedures to start a business or to register a transfer of commercial property. Second, they gauge the time and cost to achieve a regulatory goal or comply with regulation, such as the time and cost to enforce a contract, go through bankruptcy or trade across borders. Third, they measure the extent of legal protections of property, for example, the protections of minority investors against looting by company directors or the range of assets that can be used as collateral according to secured transactions laws. Fourth, a set of indicators documents the tax burden on businesses. Finally, a set of data covers different aspects of employment regulation. The 11 sets of indicators measured in *Doing Business* were added over time, and the sample of economies and cities expanded (table 8.1).

## METHODOLOGY

The *Doing Business* data are collected in a standardized way. To start, the *Doing Business* team, together with expert advisers, designs a questionnaire. The questionnaire uses a simple business case to ensure comparability across economies and over time—with assumptions about the legal form of the business, its size, its location and the nature of its operations.

Questionnaires are administered to more than 13,800 local experts, including lawyers, business consultants, accountants, freight forwarders, government officials and other professionals routinely administering or advising on legal and regulatory requirements

(table 8.2). These experts have several rounds of interaction with the *Doing Business* team, involving conference calls, written correspondence and visits by the team. For *Doing Business 2019* team members visited 28 economies to verify data and recruit respondents. The data from questionnaires are subjected to numerous rounds of verification, leading to revisions or expansions of the information collected.

The *Doing Business* methodology offers several advantages. It is transparent, using factual information about what laws and regulations say and allowing multiple interactions with local respondents to clarify potential misinterpretations of questions. Having representative samples of respondents is not an issue;



TABLE 8.1 Topics and economies covered by each *Doing Business* report

| Topic                             | DB 2004    | DB 2005    | DB 2006    | DB 2007    | DB 2008    | DB 2009    | DB 2010    | DB 2011    | DB 2012    | DB 2013    | DB 2014    | DB 2015    | DB 2016    | DB 2017    | DB 2018    | DB 2019    |
|-----------------------------------|------------|------------|------------|------------|------------|------------|------------|------------|------------|------------|------------|------------|------------|------------|------------|------------|
| Getting electricity               |            |            |            |            |            |            |            |            |            |            |            |            |            |            |            |            |
| Dealing with construction permits |            |            |            |            |            |            |            |            |            |            |            |            |            |            |            |            |
| Trading across borders            |            |            |            |            |            |            |            |            |            |            |            |            |            |            |            |            |
| Paying taxes                      |            |            |            |            |            |            |            |            |            |            |            |            |            |            |            |            |
| Protecting minority investors     |            |            |            |            |            |            |            |            |            |            |            |            |            |            |            |            |
| Registering property              |            |            |            |            |            |            |            |            |            |            |            |            |            |            |            |            |
| Getting credit                    |            |            |            |            |            |            |            |            |            |            |            |            |            |            |            |            |
| Resolving insolvency              |            |            |            |            |            |            |            |            |            |            |            |            |            |            |            |            |
| Enforcing contracts               |            |            |            |            |            |            |            |            |            |            |            |            |            |            |            |            |
| Labor market regulation           |            |            |            |            |            |            |            |            |            |            |            |            |            |            |            |            |
| Starting a business               |            |            |            |            |            |            |            |            |            |            |            |            |            |            |            |            |
| <b>Number of economies</b>        | <b>133</b> | <b>145</b> | <b>155</b> | <b>175</b> | <b>178</b> | <b>181</b> | <b>183</b> | <b>183</b> | <b>183</b> | <b>185</b> | <b>189</b> | <b>189</b> | <b>189</b> | <b>190</b> | <b>190</b> | <b>190</b> |

Note: Data for the economies added to the sample each year are back-calculated to the previous year. The exceptions are Kosovo and Montenegro, which were added to the sample after they became members of the World Bank Group. Eleven cities (though no additional economies) were added to the sample starting in *Doing Business* 2015. The data for paying taxes in *Doing Business* 2019 refer to January–December 2017. The data for all other sets of indicators are for May 2018.

*Doing Business* is not a statistical survey, and the texts of the relevant laws and regulations are collected and answers checked for accuracy. The methodology is easily replicable, so data can be

collected in a large sample of economies. Because standard assumptions are used in the data collection, comparisons and benchmarks are valid across economies. Finally, the data not only highlight the

extent of specific regulatory obstacles to business but also identify their source and point to what might be reformed. *Doing Business* 2019 has no major methodological change at the indicators level.

TABLE 8.2 How many experts does *Doing Business* consult?

| Indicator set                     | Respondents   | Economies with given number of respondents (%) |           |           |
|-----------------------------------|---------------|--|-----------|-----------|
|                                   |               | 1–2  | 3–5       | 5+        |
| Starting a business               | 2,364         | 10   | 23        | 67        |
| Dealing with construction permits | 1,320         | 18   | 37        | 45        |
| Getting electricity               | 1,283         | 23   | 39        | 38        |
| Registering property              | 1,484         | 15   | 37        | 48        |
| Getting credit                    | 1,817         | 8  | 27        | 65        |
| Protecting minority investors     | 1,428         | 24   | 32        | 44        |
| Paying taxes                      | 1,754         | 9  | 23        | 68        |
| Trading across borders            | 1,616         | 13   | 36        | 51        |
| Enforcing contracts               | 1,624         | 14   | 36        | 50        |
| Resolving insolvency              | 1,364         | 21   | 32        | 47        |
| Labor market regulation           | 1,205         | 17   | 41        | 42        |
| <b>Total</b>                      | <b>17,259</b> | <b>16</b>                                      | <b>33</b> | <b>51</b> |

Note: The total number of respondents includes experts contributing to multiple indicator sets.

## LIMITS TO WHAT IS MEASURED

The *Doing Business* methodology has five limitations that should be considered when interpreting the data. First, for most economies the collected data refer to businesses in the largest business city (which in some economies differs from the capital) and may not be representative of regulation in other parts of the economy. (The exceptions are 11 economies which had a population of more than 100 million in 2013, where *Doing Business* now also collects data for the second largest business city.)<sup>1</sup> To address this limitation, subnational *Doing Business* indicators were created (box 8.1).

### BOX 8.1 Comparing business regulation and learning from good practices at the local level: subnational *Doing Business* studies

Improving the business regulatory environment by learning from international good practices can propel economies to improve. However, learning from good practices across different locations within the same economy can be an even more powerful motivator. Subnational *Doing Business* studies expand *Doing Business* indicators beyond an economy's largest business city as measured by the annual report. These studies, which are demand driven and conducted at the request of governments, capture differences in regulations or enforcement at the local level, allowing policy makers to effectively target bottlenecks and improve the business environment across their economy.

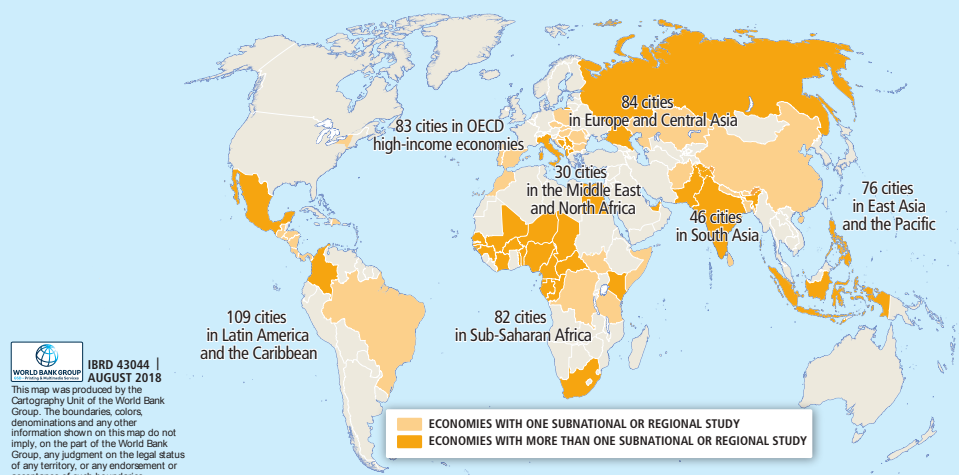
Data produced by subnational *Doing Business* studies are comparable across locations within an economy and internationally. Policy makers can benchmark their results both locally and globally and see how their overall performance in *Doing Business* would improve if the largest business city were to adopt all the good practices documented within their borders. Subnational studies can prompt discussions of regulatory reform across different levels of government, providing opportunities for local governments and agencies to learn from one another, resulting in local ownership and capacity building.

There can be substantial variations in regulation or in the implementation of national laws across locations within an economy. A subnational *Doing Business* study completed in 2017 benchmarking Colombia's 32 departments showed that entrepreneurs face different realities depending on their geographic location. For starting a business, for example, one-third of Colombia's cities performed similarly to Austria, Germany and Poland—all OECD high-income economies. However, the number of procedures required in the city of Inírida (16) is exceeded by only two of the 10 worst-ranked economies globally (namely República Bolivariana de Venezuela and Equatorial Guinea, with 20 and 16 procedures, respectively).

What is the main lesson? Cooperation between entities facilitates reform. In Colombia, this collaboration took the form of agreements between departmental and municipal governments and Chambers of Commerce to facilitate payment of registration fees and coordinate inspections—and between municipal governments and *Curadores Urbanos* (private professionals responsible for the administration of building permits) to accelerate the approval of construction permits. Studying good practices in other locations within Colombia (in this case, Manizales) can assist policy makers in replicating them locally.

Since 2005 subnational *Doing Business* studies have covered 510 locations in 75 economies. These locations represent all regions of the world and economies of varying income levels, including fragile and conflict-affected states such as Afghanistan, which completed a subnational *Doing Business* study in 2017 (see map). Eighteen economies—including the Arab Republic of Egypt, Colombia, Mexico, Nigeria, the Philippines, the Russian Federation and South Africa—have undertaken two or more rounds of subnational data collection to measure progress over time. This year subnational studies were completed in four EU member states (25 cities in Croatia, the Czech Republic, Portugal and the Slovak Republic), Nigeria (36 states and the Federal Capital Territory of Abuja) and South Africa (13 locations). Ongoing studies include those in an additional three EU member states (24 cities in Greece, Ireland and Italy), Kazakhstan (16 cities), Mozambique (10 cities) and the United Arab Emirates.

#### Subnational studies cover a large number of cities across all regions of the world



Source: Subnational *Doing Business* database.

Note: Subnational reports are available on the *Doing Business* website at <http://www.doingbusiness.org/en/reports/subnational-reports>. For any additional information, please contact the Subnational *Doing Business* Team at [subnational@worldbank.org](mailto:subnational@worldbank.org).

## Economy characteristics

### *Gross national income per capita*

*Doing Business 2019* reports 2017 income per capita as published in the World Bank's *World Development Indicators 2018*. Income is calculated using the Atlas method (in current U.S. dollars). For cost indicators expressed as a percentage of income per capita, 2017 gross national income (GNI) per capita in current U.S. dollars is used as the denominator. GNI data based on the Atlas method were not available for Eritrea; Puerto Rico (territory of the United States); San Marino; Somalia; South Sudan; the Syrian Arab Republic; Taiwan, China; República Bolivariana de Venezuela; and the Republic of Yemen. In these cases, GDP or GNP per capita data and growth rates from other sources, such as the International Monetary Fund's World Economic Outlook database and the Economist Intelligence Unit, were used.

### *Region and income group*

*Doing Business* uses the World Bank regional and income group classifications, available at <https://datahelpdesk.worldbank.org/knowledgebase/articles/906519>. Regional averages presented in figures and tables in the *Doing Business* report include economies from all income groups (low, lower middle, upper middle and high income), though high-income OECD economies are assigned the "regional" classification OECD high income.

### *Population*

*Doing Business 2019* reports midyear 2017 population statistics as published in *World Development Indicators 2018*.

Second, the data often focus on a specific business form—generally a limited liability company (or its legal equivalent) of a specified size—and may not be representative of the regulation on other businesses (for example, sole proprietorships). Third, transactions described in a standardized case scenario refer to a specific set of issues and may not represent the full set of issues that a business encounters. Fourth, the measures of time involve an element of judgment by the expert respondents. When sources indicate different estimates, the time indicators reported in *Doing Business* represent the median values of several responses given under the assumptions of the standardized case.

Finally, the methodology assumes that a business has full information on what is required and does not waste time when completing procedures. In practice, completing a procedure may take longer if the business lacks information or is unable to follow up promptly. Alternatively, the business may choose to disregard some burdensome procedures. For both reasons the time delays reported in *Doing Business 2019* would differ from the recollection of entrepreneurs reported

in the World Bank Enterprise Surveys or other firm-level surveys.

## DATA CHALLENGES AND REVISIONS

Most laws and regulations underlying the *Doing Business* data are available on the *Doing Business* website at <http://www.doingbusiness.org>. All the sample questionnaires and the details underlying the indicators are also published on the website. Questions on the methodology and challenges to data can be submitted through email at [rru@worldbank.org](mailto:rru@worldbank.org).

*Doing Business* publishes 24,120 indicators (120 indicators per economy) each year. To create these indicators, the team measures more than 117,000 data points, each of which is made available on the *Doing Business* website. Historical data for each indicator and economy are available on the website, beginning with the first year the indicator or economy was included in the report. To provide a comparable time series for research, the data set is back-calculated to adjust for changes in methodology and any revisions in data due to corrections. The website also makes available all original

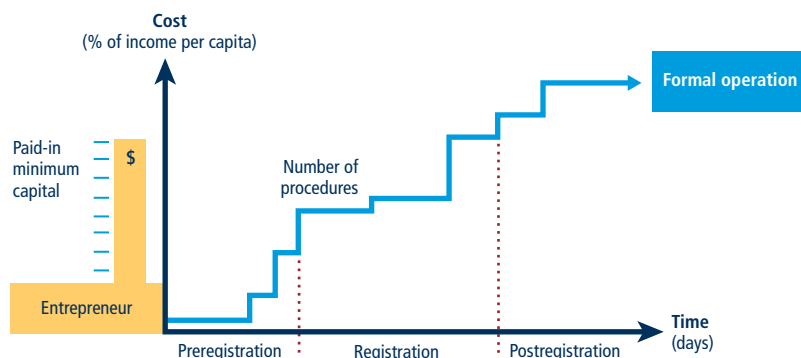
data sets used for background papers. The correction rate between *Doing Business 2018* and *Doing Business 2019* is 5.6%.<sup>2</sup>

Governments submit queries on the data and provide new information to *Doing Business*. During the *Doing Business 2019* production cycle the team received 151 such queries from governments. In addition, the team held multiple video conferences with government representatives in 72 economies and in-person meetings with government representatives from 46 economies.

## STARTING A BUSINESS

*Doing Business* records all procedures officially required, or commonly done in practice, for an entrepreneur to start up and formally operate an industrial or commercial business, as well as the time and cost to complete these procedures and the paid-in minimum capital requirement (figure 8.1). These procedures include the processes entrepreneurs undergo when obtaining all necessary approvals, licenses, permits and completing any required notifications, verifications or inscriptions for the

**FIGURE 8.1** What are the time, cost, paid-in minimum capital and number of procedures to get a local limited liability company up and running?



company and employees with relevant authorities. The ranking of economies on the ease of starting a business is determined by sorting their scores for starting a business. These scores are the simple average of the scores for each of the component indicators (figure 8.2).

Two types of local limited liability companies are considered under the starting a business methodology. They are identical in all aspects, except that one company is owned by five married women and the other by five married men. The score for each indicator is the average of the scores obtained for each of the component indicators for both of these standardized companies.

After a study of laws, regulations and publicly available information on business entry, a detailed list of procedures is developed, along with the time and cost to comply with each procedure under normal circumstances and the paid-in minimum capital requirement. Subsequently, local incorporation lawyers, notaries and government officials review and verify the data.

Information is also collected on the sequence in which procedures are to be completed and whether procedures may be carried out simultaneously. It is assumed that any required information

is readily available and that the entrepreneur will pay no bribes. If answers by local experts differ, inquiries continue until the data are reconciled.

To make the data comparable across economies, several assumptions about the businesses and the procedures are used.

### Assumptions about the business

The business:

- Is a limited liability company (or its legal equivalent). If there is more than one type of limited liability company in the economy, the limited liability form most common among domestic firms is chosen. Information on the most common form is obtained from incorporation lawyers or the statistical office.
- Operates in the economy's largest business city. For 11 economies the data are also collected for the second largest business city (table 8A.1 at the end of the data notes).
- Is 100% domestically owned and has five owners, none of whom is a legal entity.
- Has start-up capital of 10 times income per capita.
- Performs general industrial or commercial activities, such as the production or sale to the public of goods or services. The business does not perform foreign trade activities and does not handle products subject

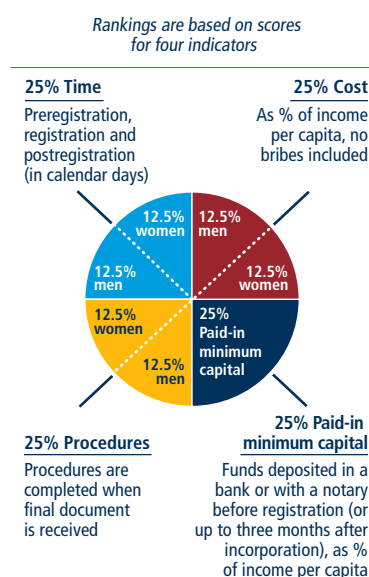
to a special tax regime, for example, liquor or tobacco. It is not using heavily polluting production processes.

- Leases the commercial plant or offices and is not a proprietor of real estate.
- The amount of the annual lease for the office space is equivalent to one income per capita.
- The size of the entire office space is approximately 929 square meters (10,000 square feet).
- Does not qualify for investment incentives or any special benefits.
- Has at least 10 and up to 50 employees one month after the commencement of operations, all of them domestic nationals.
- Has a turnover of at least 100 times income per capita.
- Has a company deed that is 10 pages long.

The owners:

- Have reached the legal age of majority and are capable of making decisions as an adult. If there is no legal age of majority, they are assumed to be 30 years old.
- Are sane, competent, in good health and have no criminal record.

**FIGURE 8.2** Starting a business: getting a local limited liability company up and running



- Are married, the marriage is monogamous and registered with the authorities.
- Where the answer differs according to the legal system applicable to the woman or man in question (as may be the case in economies where there is legal plurality), the answer used will be the one that applies to the majority of the population.

## Procedures

A procedure is defined as any interaction of the company founders with external parties (for example, government agencies, lawyers, auditors or notaries) or spouses (if legally required). Interactions between company founders or company officers and employees are not counted as procedures. Procedures that must be completed in the same building but in different offices or at different counters are counted as separate procedures. If founders have to visit the same office several times for different sequential procedures, each is counted separately. The founders are assumed to complete all procedures themselves, without middlemen, facilitators, accountants or lawyers, unless the use of such a third party is mandated by law or solicited by the majority of entrepreneurs. If the services of professionals are required, procedures conducted by such professionals on behalf of the company are counted as separate procedures. Each electronic procedure is counted as a separate procedure. Approvals from spouses to own a business or leave the home are considered procedures if required by law or if by failing to obtain such approval the spouse will suffer consequences under the law, such as the loss of right to financial maintenance. Obtaining permissions only required by one gender for company registration and operation, or getting additional documents only required by one gender for a national identification card are considered additional procedures. In that case, only procedures required for one spouse but not the other are counted. Both pre- and postincorporation procedures

that are officially required or commonly done in practice for an entrepreneur to formally operate a business are recorded (table 8.3).

Procedures required for official correspondence or transactions with public agencies are also included. For example, if a company seal or stamp is required on official documents, such as tax declarations, obtaining the seal or stamp is counted. Similarly, if a company must open a bank account in order to complete any subsequent procedure—such as registering for value added tax or showing proof of minimum capital deposit—this transaction is included as a procedure. Shortcuts are counted only if they fulfill four criteria: they are legal, they are available to the general public, they are used by the majority of companies, and avoiding them causes delays.

Only procedures required for all businesses are included. Industry-specific procedures are excluded. For example, procedures to comply with environmental regulations are included only when they apply to all businesses conducting general commercial or industrial activities. Procedures that the company undergoes to connect to electricity, water, gas and waste disposal services are not included in the starting a business indicators.

## Time

Time is recorded in calendar days. The measure captures the median duration that incorporation lawyers or notaries indicate is necessary in practice to complete a procedure with minimum follow-up with government agencies and no unofficial payments. It is assumed that the minimum time required for each procedure is one day, except for procedures that can be fully completed online, for which the minimum time required is recorded as half a day. Although procedures may take place simultaneously, they cannot start on the same day (that is, simultaneous procedures start on consecutive days). A registration

**TABLE 8.3** What do the starting a business indicators measure?

### Procedures to legally start and formally operate a company (number)

Preregistration (for example, name verification or reservation, notarization)

Registration in the economy's largest business city<sup>a</sup>

Postregistration (for example, social security registration, company seal)

Obtaining approval from spouse to start a business or to leave the home to register the company

Obtaining any gender specific document for company registration and operation or national identification card

### Time required to complete each procedure (calendar days)

Does not include time spent gathering information

Each procedure starts on a separate day (two procedures cannot start on the same day)—though procedures that can be fully completed online are an exception to this rule

Registration process considered completed once final incorporation document is received or company can officially start operating

No prior contact with officials takes place

### Cost required to complete each procedure (% of income per capita)

Official costs only, no bribes

No professional fees unless services required by law or commonly used in practice

### Paid-in minimum capital (% of income per capita)

Funds deposited in a bank or with a third party (for example a notary) before registration or up to three months after incorporation

a. For 11 economies the data are also collected for the second largest business city.

process is considered completed once the company has received the final incorporation document or can officially commence business operations. If a procedure can be accelerated legally for an additional cost, the fastest procedure is chosen if that option is more beneficial to the economy's score. When obtaining a spouse's approval, it is assumed that permission is granted at no additional cost unless the permission needs to be notarized. It is assumed that the entrepreneur does not waste time and commits to completing each remaining procedure without delay. The time that the entrepreneur spends on

gathering information is not measured. It is assumed that the entrepreneur is aware of all entry requirements and their sequence from the beginning but has had no prior contact with any of the officials involved.

### Cost

Cost is recorded as a percentage of the economy's income per capita. It includes all official fees and fees for legal or professional services if such services are required by law or commonly used in practice. Fees for purchasing and legalizing company books are included if these transactions are required by law. Although value added tax registration can be counted as a separate procedure, value added tax is not part of the incorporation cost. The company law, the commercial code and specific regulations and fee schedules are used as sources for calculating costs. In the absence of fee schedules, a government officer's estimate is taken as an official source. In the absence of a government officer's estimate, estimates by incorporation experts are used. If several incorporation experts provide different estimates, the median reported value is applied. In all cases the cost excludes bribes.

### Paid-in minimum capital

The paid-in minimum capital requirement reflects the amount that the entrepreneur needs to deposit in a bank or with a third party (for example, a notary) before registration or up to three months after incorporation. It is recorded as a percentage of the economy's income per capita. The amount is typically specified in the commercial code or the company law. The legal provision needs to be adopted, enforced and fully implemented. Any legal limitation of the company's operations or decisions related to the payment of the minimum capital requirement is recorded. In case the legal minimum capital is provided per share, it is multiplied by the number of shareholders owning the company. Many economies require minimum capital but allow businesses to pay

only a part of it before registration, with the rest to be paid after the first year of operation. In El Salvador in May 2018, for example, the minimum capital requirement was \$2,000, of which 5% needed to be paid before registration. Therefore, the paid-in minimum capital recorded for El Salvador is \$100, or 2.7% of income per capita.

### REFORMS

The starting a business indicator set tracks changes related to the ease of incorporating and operating a limited liability company every year. Depending on the impact on the data, certain changes are classified as reforms and listed in the summaries of *Doing Business* reforms in 2017/18 section of the report in order to acknowledge the implementation of significant changes. Reforms are divided into two types: those that make it easier to do business and those changes that make it more difficult to do business. The starting a business indicator set uses one criterion to recognize a reform.

The aggregate gap on the overall score of the indicator set is used to assess the impact of data changes. Any data update that leads to a change of 2% or more on the relative score gap is classified as a reform, except when the change is the result of automatic official fee indexation to a price or wage index (for more details, see the chapter on the ease of doing business score and ease of doing business ranking). For example, if the implementation of a new one-stop shop for company registration reduces time and procedures in a way that the overall gap decreases by 2% or more, the change is classified as a reform. Minor fee updates or other small changes in the indicators that have an aggregate impact of less than 2% on the gap are not classified as a reform, but the data is updated accordingly.

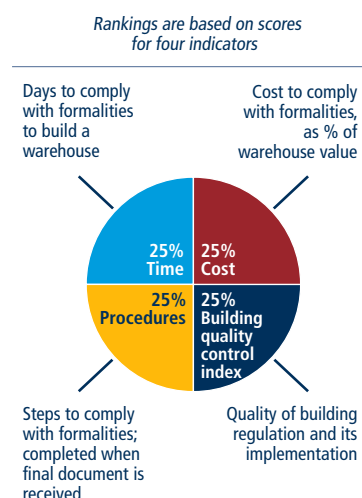
*The data details on starting a business can be found for each economy at [://www.doingbusiness.org](http://www.doingbusiness.org). This methodology was developed by Djankov and others (2002) and is adopted here with minor changes.*

## DEALING WITH CONSTRUCTION PERMITS

*Doing Business* records all procedures required for a business in the construction industry to build a warehouse, along with the time and cost to complete each procedure. In addition, *Doing Business* measures the building quality control index, evaluating the quality of building regulations, the strength of quality control and safety mechanisms, liability and insurance regimes, and professional certification requirements. Information is collected through a questionnaire administered to experts in construction licensing, including architects, civil engineers, construction lawyers, construction firms, utility service providers, and public officials who deal with building regulations, including approvals, permit issuance and inspections.

The ranking of economies on the ease of dealing with construction permits is determined by sorting their scores for dealing with construction permits. These scores are the simple average of the scores for each of the component indicators (figure 8.3).

**FIGURE 8.3** Dealing with construction permits: efficiency and quality of building regulation





## EFFICIENCY OF CONSTRUCTION PERMITTING

*Doing Business* divides the process of building a warehouse into distinct procedures in the questionnaire and solicits data for calculating the time and cost to complete each procedure (figure 8.4). These procedures include, but are not limited to:

- Obtaining all plans and surveys required by the architect and the engineer to start the design of the building plans (for example, topographical surveys, location maps or soil tests).
- Obtaining and submitting all relevant project-specific documents (for example, building plans, site maps and certificates of urbanism) to the authorities.
- Hiring external third-party supervisors, consultants, engineers or inspectors (if necessary).
- Obtaining all necessary clearances, licenses, permits and certificates.
- Submitting all required notifications for the start and end of construction and for inspections.
- Requesting and receiving all necessary inspections (unless completed by a hired private, third-party inspector).

*Doing Business* also records procedures for obtaining connections for water and sewerage. Procedures necessary

to register the warehouse so that it can be used as collateral or transferred to another entity are also counted.

To make the data comparable across economies, several assumptions about the construction company, the warehouse project and the utility connections are used.

### Assumptions about the construction company

The construction company (BuildCo):

- Is a limited liability company (or its legal equivalent).
- Operates in the economy's largest business city. For 11 economies the data are also collected for the second largest business city (table 8A.1).
- Is 100% domestically and privately owned.
- Has five owners, none of whom is a legal entity.
- Is fully licensed and insured to carry out construction projects, such as building warehouses.
- Has 60 builders and other employees, all of them nationals with the technical expertise and professional experience necessary to obtain construction permits and approvals.
- Has a licensed architect and a licensed engineer, both registered with the local association of architects or engineers, where applicable.

BuildCo is not assumed to have any other employees who are technical or licensed specialists, such as geological or topographical experts.

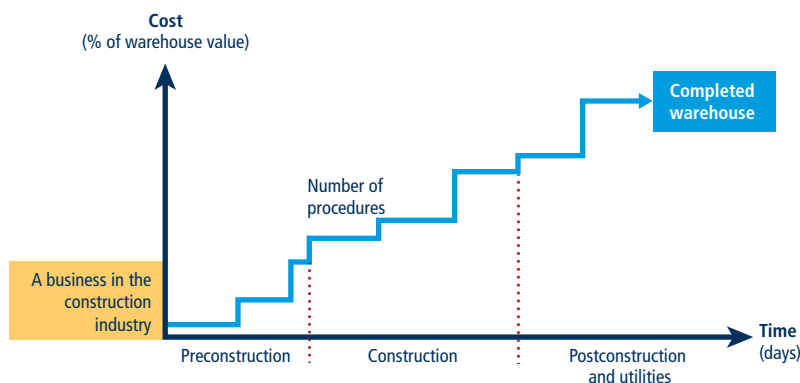
- Has paid all taxes and taken out all necessary insurance applicable to its general business activity (for example, accidental insurance for construction workers and third-person liability).
- Owns the land on which the warehouse will be built and will sell the warehouse upon its completion.

### Assumptions about the warehouse

The warehouse:

- Will be used for general storage activities, such as storage of books or stationery. The warehouse will not be used for any goods requiring special conditions, such as food, chemicals, or pharmaceuticals.
- Will have two stories, both above ground, with a total constructed area of approximately 1,300.6 square meters (14,000 square feet). Each floor will be 3 meters (9 feet, 10 inches) high.
- Will have road access and be located in the periurban area of the economy's largest business city (that is, on the fringes of the city but still within its official limits). For 11 economies the data are also collected for the second largest business city.
- Will not be located in a special economic or industrial zone.
- Will be located on a land plot of approximately 929 square meters (10,000 square feet) that is 100% owned by BuildCo and is accurately registered in the cadastre and land registry where freehold titles exist. However, when the land is owned by the government and leased by BuildCo, it is assumed that BuildCo will register the land in the cadastre or land registry or both, whichever is applicable, at the completion of the warehouse.
- Is valued at 50 times income per capita.
- Will be a new construction (with no previous construction on the land),

**FIGURE 8.4** What are the time, cost and number of procedures to comply with formalities to build a warehouse?



with no trees, natural water sources, natural reserves, or historical monuments of any kind on the plot.

- Will have complete architectural and technical plans prepared by a licensed architect and a licensed engineer. If preparation of the plans requires such steps as obtaining further documentation or getting prior approvals from external agencies, these are counted as separate procedures.
- Will include all technical equipment required to be fully operational.
- Will take 30 weeks to construct (excluding all delays due to administrative and regulatory requirements).

### Assumptions about the utility connections

The water and sewerage connections:

- Will be 150 meters (492 feet) from the existing water source and sewer tap. If there is no water delivery infrastructure in the economy, a borehole will be dug. If there is no sewerage infrastructure, a septic tank in the smallest size available will be installed or built.
- Will not require water for fire protection reasons; a fire extinguishing system (dry system) will be used instead. If a wet fire protection system is required by law, it is assumed that the water demand specified below also covers the water needed for fire protection.
- Will have an average water use of 662 liters (175 gallons) a day and an average wastewater flow of 568 liters (150 gallons) a day. Will have a peak water use of 1,325 liters (350 gallons) a day and a peak wastewater flow of 1,136 liters (300 gallons) a day.
- Will have a constant level of water demand and wastewater flow throughout the year.
- Connection pipes will be 1 inch in diameter for water and 4 inches in diameter for sewerage.

### Procedures

A procedure is any interaction of the building company's employees,

managers, or any party acting on behalf of the company with external parties, including government agencies, notaries, the land registry, the cadastre, utility companies, public inspectors, and the hiring of external private inspectors and technical experts where needed. Interactions between company employees, such as development of the warehouse plans and inspections by the in-house engineer, are not counted as procedures. However, interactions with external parties that are required for the architect to prepare the plans and drawings (such as obtaining topographic or geological surveys), or to have such documents approved or stamped by external parties, are counted as procedures. Procedures that the company undergoes to connect the warehouse to water and sewerage are included. All procedures that are legally required and done in practice by the majority of companies to build a warehouse are recorded, even if they may be avoided in exceptional cases. For example, obtaining technical conditions for electricity or a clearance of the electrical plans are counted as separate procedures if they are required for obtaining a building permit (table 8.4).

### Time

Time is recorded in calendar days. The measure captures the median duration that local experts indicate is necessary to complete a procedure in practice. It is assumed that the minimum time required for each procedure is one day, except for procedures that can be fully completed online, for which the time required is recorded as half a day. Although procedures may take place simultaneously, they cannot start on the same day (that is, simultaneous procedures start on consecutive days), again with the exception of procedures that can be fully completed online. If a procedure can be accelerated legally for an additional cost, the fastest procedure is chosen if that option is more beneficial to the economy's score. It is assumed that BuildCo does not waste time and

**TABLE 8.4** What do the indicators on the efficiency of construction permitting measure?

#### Procedures to legally build a warehouse (number)

Submitting all relevant documents and obtaining all necessary clearances, licenses, permits and certificates

Submitting all required notifications and receiving all necessary inspections

Obtaining utility connections for water and sewerage

Registering the warehouse after its completion (if required for use as collateral or for transfer of the warehouse)

#### Time required to complete each procedure (calendar days)

Does not include time spent gathering information

Each procedure starts on a separate day—though procedures that can be fully completed online are an exception to this rule

Procedure is considered completed once final document is received

No prior contact with officials

#### Cost required to complete each procedure (% of warehouse value)

Official costs only, no bribes

commits to completing each remaining procedure without delay. The time that BuildCo spends on gathering information is not taken into account. It is assumed that BuildCo follows all building requirements and their sequence as required.

### Cost

Cost is recorded as a percentage of the warehouse value (assumed to be 50 times income per capita). Only official costs are recorded. All fees associated with completing the procedures to legally build a warehouse are recorded, including those associated with obtaining land use approvals and preconstruction design clearances; receiving inspections before, during, and after construction; obtaining utility connections; and registering the warehouse at the property registry. Nonrecurring taxes required for the completion of the warehouse project are also recorded. Sales taxes (such as value added tax) or capital gains taxes are not recorded. Nor are deposits that must

be paid up front and are later refunded. The building code, information from local experts, specific regulations and fee schedules are used as sources for costs. If several local partners provide different estimates, the median reported value is used.

## BUILDING QUALITY CONTROL

The building quality control index is based on six indices—the quality of building regulations, quality control before, during and after construction, liability and insurance regimes, and professional certifications indices (table 8.5). The indicator is based on the same case study assumptions as the measures of efficiency.

### Quality of building regulations index

The quality of building regulations index has two components:

- Whether building regulations are easily accessible. A score of 1 is assigned if building regulations (including the building code) or regulations dealing with construction permits are available on a website that is updated as new regulations are passed; 0.5 if the building regulations are available free of charge (or for a nominal fee) at the relevant permit-issuing authority; 0 if the building regulations must be purchased or if they are not made easily accessible anywhere.
- Whether the requirements for obtaining a building permit are clearly specified. A score of 1 is assigned if the building regulations (including the building code) or any accessible website, brochure, or pamphlet clearly specifies the list of required documents to submit, the fees to be paid, and all required preapprovals of the drawings (example: electrical, water and sewerage, environmental) or plans by the relevant agencies; 0 if none of these sources specify any of these requirements or if these sources specify fewer than the three requirements mentioned above.

The index ranges from 0 to 2, with higher values indicating clearer and more transparent building regulations. In New Zealand, for example, all relevant legislation can be found on an official government website (a score of 1). The legislation specifies the list of required documents to submit, the fees to be paid, and all required preapprovals of the drawings or plans by the relevant agencies (a score of 1). Adding these numbers gives New Zealand a score of 2 on the quality of building regulations index.

### Quality control before construction index

The quality control before construction index has one component:

- Whether by law, a licensed architect or licensed engineer is part of the committee or team that reviews and approves building permit applications and whether that person has the authority to refuse an application if the plans are not in conformity with regulations. A score of 1 is assigned if the national association of architects or engineers (or its equivalent) must review the building plans, if an independent firm or expert who is a licensed architect or engineer must review the plans, if the architect or engineer who prepared the plans must submit an attestation to the permit-issuing authority stating that the plans are in compliance with the building regulations or if a licensed architect or engineer is part of the committee or team that approves the plans at the relevant permit-issuing authority; 0 if no licensed architect or engineer is involved in the review of the plans to ensure their compliance with building regulations.

The index ranges from 0 to 1, with higher values indicating better quality control in the review of the building plans. In Rwanda, for example, the city hall in Kigali must review the building permit application, including the plans and drawings, and both a licensed architect and a licensed engineer are part

**TABLE 8.5** What do the indicators on building quality control measure?

|  |
|--|
| <b>Quality of building regulations index (0–2)</b>   |
| Accessibility of building regulations (0–1)  |
| Clarity of requirements for obtaining a building permit (0–1)  |
| <b>Quality control before construction index (0–1)</b>   |
| Whether licensed or technical experts approve building plans (0–1)   |
| <b>Quality control during construction index (0–3)</b>   |
| Types of inspections legally mandated during construction (0–2)  |
| Implementation of legally mandated inspections in practice (0–1)   |
| <b>Quality control after construction index (0–3)</b>  |
| Final inspection legally mandated after construction (0–2)   |
| Implementation of legally mandated final inspection in practice (0–1)  |
| <b>Liability and insurance regimes index (0–2)</b>   |
| Parties held legally liable for structural flaws after building occupancy (0–1)  |
| Parties legally mandated to obtain insurance to cover structural flaws after building occupancy or insurance is commonly obtained in practice (0–1)  |
| <b>Professional certifications index (0–4)</b>   |
| Qualification requirements for individual who approves building plans (0–2)  |
| Qualification requirements for individual who supervises construction or conducts inspections (0–2)  |
| <b>Building quality control index (0–15)</b>   |
| Sum of the quality of building regulations, quality control before construction, quality control during construction, quality control after construction, liability and insurance regimes, and professional certifications indices |

of the team that reviews the plans and drawings. Rwanda therefore receives a score of 1 on the quality control before construction index.

### Quality control during construction index

The quality control during construction index has two components:

- Whether inspections are mandated by law during the construction process. A score of 2 is assigned if (i) a government agency is legally mandated to conduct technical inspections at different stages during the construction or an in-house engineer (that is, an employee of

the building company), an external supervising engineer or firm is legally mandated to conduct technical inspections at different stages during the construction of the building and is required to submit a detailed inspections report at the completion of the construction; and (ii) it is legally mandated to conduct risk-based inspections. A score of 1 is assigned if a government agency is legally mandated to conduct only technical inspections at different stages during the construction or if an in-house engineer (that is, an employee of the building company), an external supervising engineer or an external inspections firm is legally mandated to conduct technical inspections at different stages during the construction of the building and is required to submit a detailed inspections report at the completion of the construction. A score of 0 is assigned if a government agency is legally mandated to conduct unscheduled inspections, or if no technical inspections are mandated by law.

- Whether inspections during construction are implemented in practice. A score of 1 is assigned if the legally mandated inspections during construction always occur in practice; 0 if the legally mandated inspections do not occur in practice, if the inspections occur most of the time but not always or if inspections are not mandated by law regardless of whether they commonly occur in practice.

The index ranges from 0 to 3, with higher values indicating better quality control during the construction process. In Antigua and Barbuda, for example, the Development Control Authority is legally mandated to conduct phased inspections under the Physical Planning Act of 2003 (a score of 1). However, the Development Control Authority rarely conducts these inspections in practice (a score of 0). Adding these numbers gives Antigua and Barbuda a score of 1 on the quality control during construction index.

### Quality control after construction index

The quality control after construction index has two components:

- Whether a final inspection is mandated by law in order to verify that the building was built in compliance with the approved plans and existing building regulations. A score of 2 is assigned if an in-house supervising engineer (that is, an employee of the building company), an external supervising engineer or an external inspections firm is legally mandated to verify that the building has been built in accordance with the approved plans and existing building regulations, or if a government agency is legally mandated to conduct a final inspection upon completion of the building; 0 if no final inspection is mandated by law after construction and no third party is required to verify that the building has been built in accordance with the approved plans and existing building regulations.
- Whether the final inspection is implemented in practice. A score of 1 is assigned if the legally mandated final inspection after construction always occurs in practice or if a supervising engineer or firm attests that the building has been built in accordance with the approved plans and existing building regulations; 0 if the legally mandated final inspection does not occur in practice, if the legally mandated final inspection occurs most of the time but not always, or if a final inspection is not mandated by law regardless of whether or not it commonly occurs in practice.

The index ranges from 0 to 3, with higher values indicating better quality control after the construction process. In Haiti, for example, the Municipality of Port-au-Prince is legally mandated to conduct a final inspection under the National Building Code of 2012 (a score of 2). However, the final inspection does not occur in practice (a score of 0). Adding these numbers gives Haiti

a score of 2 on the quality control after construction index.

### Liability and insurance regimes index

The liability and insurance regimes index has two components:

- Whether any parties involved in the construction process are held legally liable for latent defects such as structural flaws or problems in the building once it is in use. A score of 1 is assigned if at least two of the following parties are held legally liable for structural flaws or problems in the building once it is in use: the architect or engineer who designed the plans for the building, the professional or agency that conducted technical inspections, or the construction company; 0.5 if only one of the parties is held legally liable for structural flaws or problems in the building once it is in use; 0 if no party is held legally liable for structural flaws or problems in the building once it is in use, if the project owner or investor is the only party held liable, if liability is determined in court, or if liability is stipulated in a contract.
- Whether any parties involved in the construction process is legally required to obtain a latent defect liability—or decennial (10 years) liability—insurance policy to cover possible structural flaws or problems in the building once it is in use. A score of 1 is assigned if the architect or engineer who designed the plans for the building, the professional or agency that conducted the technical inspections, the construction company, or the project owner or investor is required by law to obtain either a decennial liability insurance policy or a latent defect liability insurance policy to cover possible structural flaws or problems in the building once it is in use or if a decennial liability insurance policy or a latent defect liability insurance is commonly obtained in practice by the majority of any of these parties even if not required by

law. A score of 0 is assigned if no party is required by law to obtain either a decennial liability insurance or a latent defect liability insurance, and such insurance is not commonly obtained in practice by any party, if the requirement to obtain an insurance policy is stipulated in a contract, if any party must obtain a professional insurance or an all risk insurance to cover the safety of workers or any other defects during construction but not a decennial liability insurance or a latent defect liability insurance that would cover defects after the building is in use, or if any party is required to pay for any damages caused on their own without having to obtain an insurance policy.

The index ranges from 0 to 2, with higher values indicating more stringent latent defect liability and insurance regimes. In Madagascar, for example, under article 1792 of the Civil Code both the architect who designed the plans and the construction company are legally held liable for latent defects for a period of 10 years after the completion of the building (a score of 1). However, there is no legal requirement for any party to obtain a decennial liability insurance policy to cover structural defects, nor do most parties obtain such insurance in practice (a score of 0). Adding these numbers gives Madagascar a score of 1 on the liability and insurance regimes index.

### Professional certifications index

The professional certifications index has two components:

- The qualification requirements of the professional responsible for verifying that the architectural plans or drawings are in compliance with the building regulations. A score of 2 is assigned if national or state regulations mandate that the professional must have a minimum number of years of practical experience, must have a university degree (a minimum of a bachelor's) in architecture or engineering, and must also either be

a registered member of the national order (association) of architects or engineers or pass a qualification exam. A score of 1 is assigned if national or state regulations mandate that the professional must have a university degree (a minimum of a bachelor's) in architecture or engineering and must also either have a minimum number of years of practical experience or be a registered member of the national order (association) of architects or engineers or pass a qualification exam. A score of 0 is assigned if national or state regulations mandate that the professional must meet only one of the above requirements, if they mandate that the professional must meet two of the requirements but neither of the two is to have a university degree, or if no national or state regulation determines the professional's qualification requirements.

- The qualification requirements of the professional who conducts the technical inspections during construction. A score of 2 is assigned if national or state regulations mandate that the professional must have a minimum number of years of practical experience, must have a university degree (a minimum of a bachelor's) in engineering, and must also either be a registered member of the national order of engineers or pass a qualification exam. A score of 1 is assigned if national or state regulations mandate that the professional must have a university degree (a minimum of a bachelor's) in engineering and must also either have a minimum number of years of practical experience or be a registered member of the national order (association) of engineers or pass a qualification exam. A score of 0 is assigned if national or state regulations mandate that the professional must meet only one of the requirements, if they mandate that the professional must meet two of the requirements but neither of the two is to have a university degree, or if no national or state regulation

determines the professional's qualification requirements.

The index ranges from 0 to 4, with higher values indicating stricter professional certification requirements. In Albania, for example, the professional conducting technical inspections during construction must have a minimum number of years of experience, a relevant university degree and must be a registered architect or engineer (a score of 2). However, the professional responsible for verifying that the architectural plans or drawings are in compliance with building regulations must only have a minimum number of years of experience and a university degree in architecture or engineering (a score of 1). Adding these numbers gives Albania a score of 3 on the professional certifications index.

### Building quality control index

The building quality control index is the sum of the scores on the quality of building regulations, quality control before construction, quality control during construction, quality control after construction, liability and insurance regimes, and professional certifications indices. The index ranges from 0 to 15, with higher values indicating better quality control and safety mechanisms in the construction regulatory system.

If an economy issued no building permits between June 2017 and May 2018 or if the applicable building legislation in the economy is not being implemented, the economy receives a "no practice" mark on the procedures, time, and cost indicators. In addition, a "no practice" economy receives a score of 0 on the building quality control index even if its legal framework includes provisions related to building quality control and safety mechanisms.

### REFORMS

The dealing with construction permits indicator set tracks changes related to the efficiency and quality of construction permitting systems every year.

Depending on their impact on the data, certain changes are classified as reforms and listed in the summaries of *Doing Business* reforms in 2017/18 section of the report in order to acknowledge the implementation of significant changes. Reforms are divided into two types: those that make it easier to do business and those changes that make it more difficult to do business. The dealing with construction permits indicator set uses only one criterion to recognize a reform.

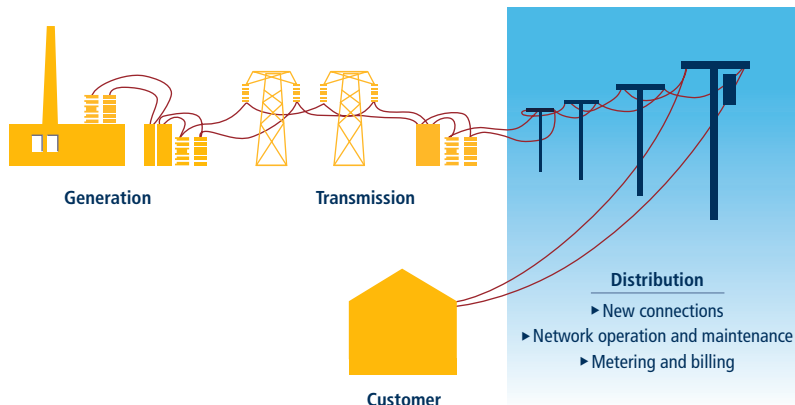
The aggregate gap on the overall score of the indicator set is used to assess the impact of data changes. Any data update that leads to a change of 2% or more on the score gap is classified as a reform, except when the change is the result of automatic official fee indexation to a price or wage index (for more details, see the chapter on the ease of doing business score and ease of doing business ranking). For example, if the implementation of a new electronic permitting system reduces time in a way that the overall gap decreases by 2% or more, such a change is classified as a reform. Minor fee updates or other smaller changes in the indicators that have an aggregate impact of less than 2% on the gap are not classified as a reform, but their impact is still reflected on the most updated data for this indicator set.

The data details on dealing with construction permits can be found for each economy at <http://www.doingbusiness.org>.

## GETTING ELECTRICITY

*Doing Business* records all procedures required for a business to obtain a permanent electricity connection and supply for a standardized warehouse (figure 8.5). These procedures include applications and contracts with electricity utilities, all necessary inspections and clearances from the distribution utility as well as other agencies, and the external and final connection works. The questionnaire divides the process

**FIGURE 8.5** *Doing Business* measures the connection process at the level of distribution utilities



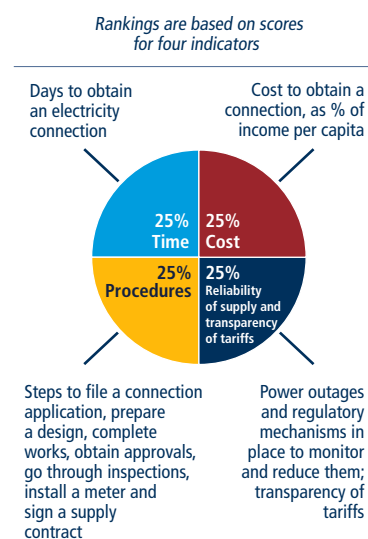
of getting an electricity connection into distinct procedures and solicits data for calculating the time and cost to complete each procedure.

In addition, *Doing Business* measures the reliability of supply and transparency of tariffs index (included in the aggregate doing business score and ranking on the ease of doing business) and the price of electricity (omitted from these aggregate measures). The reliability of supply and transparency of tariffs index encompasses quantitative data on the duration and frequency of power outages as well as qualitative information on the mechanisms put in place by the utility for monitoring power outages and restoring power supply, the reporting relationship between the utility and the regulator for power outages, the transparency and accessibility of tariffs and, lastly, whether the utility faces a financial deterrent aimed at limiting outages (such as a requirement to compensate customers or pay fines when outages exceed a certain cap).

The ranking of economies on the ease of getting electricity is determined by sorting their scores for getting electricity. These scores are the simple average of the scores for all the component indicators except the price of electricity (figure 8.6).

Data on the reliability of supply are collected from the electricity distribution utilities or regulators, depending upon the specific technical nature of the data. The rest of the information, including data on transparency of tariffs and procedures for obtaining electricity connection, are collected from all market players—the electricity distribution utility, electricity regulatory agencies and independent professionals such as electrical engineers, electrical contractors

**FIGURE 8.6** Getting electricity: efficiency, reliability and transparency



Note: The price of electricity is measured but does not count for the rankings.



and construction companies. The distribution utility consulted is the one serving the area (or areas) where warehouses are most commonly located. If there is a choice of distribution utilities, the one serving the largest number of customers is selected.

To make the data comparable across economies, several assumptions about the warehouse, the electricity connection and the monthly consumption are used.

### Assumptions about the warehouse

The warehouse:

- Is owned by a local entrepreneur.
- Is located in the economy's largest business city. For 11 economies the data are also collected for the second largest business city (table 8A.1).
- Is located in an area where similar warehouses are typically located. In this area a new electricity connection is not eligible for a special investment promotion regime (offering special subsidization or faster service, for example).
- Is located in an area with no physical constraints. For example, the property is not near a railway.
- Is a new construction and is being connected to electricity for the first time.
- Has two stories, both above ground, with a total surface area of approximately 1,300.6 square meters (14,000 square feet). The plot of land on which it is built is 929 square meters (10,000 square feet).
- Is used for storage of goods.

### Assumptions about the electricity connection

The electricity connection:

- Is a permanent one.
- Is a three-phase, four-wire Y connection with a subscribed capacity of 140-kilo-volt-ampere (kVA) with a power factor of 1, when 1 kVA = 1 kilowatt (kW).
- Has a length of 150 meters. The connection is to either the low- or

medium-voltage distribution network and is either overhead or underground, whichever is more common in the area where the warehouse is located.

- Requires works that involve the crossing of a 10-meter wide road (by excavation, overhead lines) but are all carried out on public land. There is no crossing of other owners' private property because the warehouse has access to a road.
- Includes only negligible length in the customer's private domain.
- Does not require work to install the internal wiring of the warehouse. This has already been completed up to and including the customer's service panel or switchboard and the meter base. However, internal wiring inspections and certifications that are prerequisites to obtain a new connection are counted as procedures.

### Assumptions about the monthly consumption for January

- It is assumed that the warehouse operates 30 days a month from 9:00 a.m. to 5:00 p.m. (8 hours a day), with equipment utilized at 80% of capacity on average and that there are no electricity cuts (assumed for simplicity reasons).
- The monthly energy consumption is 26,880 kilowatt-hours (kWh); hourly consumption is 112 kWh.
- If multiple electricity suppliers exist, the warehouse is served by the cheapest supplier.
- Tariffs effective in January of the current year are used for calculation of the price of electricity for the warehouse. Although January has 31 days, for calculation purposes only 30 days are used.

### Procedures

A procedure is defined as any interaction of the company's employees or its main electrician or electrical engineer (that is, the one who may have done the internal wiring) with external parties, such as the electricity distribution utility,

electricity supply utilities, government agencies, electrical contractors and electrical firms. Interactions between company employees and steps related to the internal electrical wiring, such as the design and execution of the internal electrical installation plans, are not counted as procedures. However, internal wiring inspections and certifications that are prerequisites to obtain a new connection are counted as procedures. Procedures that must be completed with the same utility but with different departments are counted as separate procedures (table 8.6).

The company's employees are assumed to complete all procedures themselves unless the use of a third party is mandated (for example, if an electrician registered with the utility is the only party allowed to submit an application). If the company can, but is not required to request the services of professionals (such as a private firm), procedures will be counted for each interaction commonly done in practice.

A procedure is always counted for the external works—whether it is carried out by the utility or a private contractor. However, the external work procedure and the meter installation can be counted as one unique procedure provided two specific conditions are met: (i) both the external works and meter installation are carried out by the same company or agency, and (ii) there is no additional interaction for the customer between the external works and the meter installation (such as, for example, a supply contract that needs to be signed or a security deposit that needs to be paid).

If an internal wiring inspection—or a related certification on the installation—is needed to obtain a new connection, then it is counted as a procedure. However, if an internal inspection and the meter installation occur (i) at the same time, and (ii) without additional follow up or through a separate request, then these are counted as one procedure.



**TABLE 8.6** What do the getting electricity indicators measure?**Procedures to obtain an electricity connection (number)**

Submitting all relevant documents and obtaining all necessary clearances and permits

Completing all required notifications and receiving all necessary inspections

Obtaining external installation works and possibly purchasing material for these works

Concluding any necessary supply contract and obtaining final supply

**Time required to complete each procedure (calendar days)**

Is at least one calendar day

Each procedure starts on a separate day

Does not include time spent gathering information

Reflects the time spent in practice, with little follow-up and no prior contact with officials

**Cost required to complete each procedure (% of income per capita)**

Official costs only, no bribes

Value added tax excluded

**Reliability of supply and transparency of tariffs index (0–8)**

Duration and frequency of power outages (0–3)

Tools to monitor power outages (0–1)

Tools to restore power supply (0–1)

Regulatory monitoring of utilities' performance (0–1)

Financial deterrents aimed at limiting outages (0–1)

Transparency and accessibility of tariffs (0–1)

**Price of electricity (cents per kilowatt-hour)**

Price based on monthly bill for commercial warehouse in case study

*Note:* While *Doing Business* measures the price of electricity, it does not include these data when calculating the score for getting electricity or the ranking on the ease of getting electricity.

**Time**

Time is recorded in calendar days. The measure captures the median duration that the electricity utility and experts indicate is necessary in practice, rather than required by law, to complete a procedure with minimum follow-up and no extra payments. It is assumed that the minimum time required for each procedure is one day. Although procedures may take place simultaneously, they cannot start on the same day (that is, simultaneous procedures start on consecutive days). It is assumed that

the company does not waste time and commits to completing each remaining procedure without delay. The time that the company spends on gathering information is not taken into account. It is assumed that the company is aware of all electricity connection requirements and their sequence from the beginning.

**Cost**

Cost is recorded as a percentage of the economy's income per capita and is exclusive of value added tax. All the fees and costs associated with completing the procedures to connect a warehouse to electricity are recorded, including those related to obtaining clearances from government agencies, applying for the connection, receiving inspections of both the site and the internal wiring, purchasing material, getting the actual connection works and paying a security deposit. Information from local experts and specific regulations and fee schedules are used as sources. If several local partners provide different estimates, the median reported value is used. In all cases the cost excludes bribes.

**Security deposit**

Utilities may require security deposits as a guarantee against the possible failure of customers to pay their consumption bills. For this reason, the security deposit for a new customer is most often calculated as a function of the customer's estimated consumption.

*Doing Business* does not record the full amount of the security deposit. If the deposit is based on the customer's actual consumption, this basis is the one assumed in the case study. Rather than the full amount of the security deposit, *Doing Business* records the present value of the losses in interest earnings experienced by the customer because the utility holds the security deposit over a prolonged period, in most cases until the end of the contract (assumed to be after five years). In cases where the security deposit is used to cover the first monthly

consumption bills, it is not recorded. To calculate the present value of the lost interest earnings, the end-2017 lending rates from the International Monetary Fund's International Financial Statistics are used. In cases where the security deposit is returned with interest, the difference between the lending rate and the interest paid by the utility is used to calculate the present value.

In some economies, the security deposit can be put up in the form of a bond: the company can obtain from a bank or an insurance company a guarantee issued on the assets it holds with that financial institution. In contrast to the scenario in which the customer pays the deposit in cash to the utility, in this case the company does not lose ownership control over the full amount and can continue using it. In return, the company will pay the bank a commission for obtaining the bond. The commission charged may vary depending on the credit standing of the company. The best possible credit standing and thus the lowest possible commission are assumed. Where a bond can be put up, the value recorded for the deposit is the annual commission times the five years assumed to be the length of the contract. If both options exist, the cheaper alternative is recorded.

In Hong Kong SAR, China, a customer requesting a 140-kVA electricity connection in 2018 would have had to put up a security deposit of 64,721 Hong Kong dollars (approximately \$8,250) in cash or check, and the deposit would have been returned only at the end of the contract. The customer could instead have invested this money at the prevailing lending rate of 5.0%. Over the five years of the contract, this would imply a present value of lost interest earnings of 14,008 Hong Kong dollars (\$1,780). In contrast, if the customer chose to settle the deposit with a bank guarantee at an annual rate of 1.5%, the amount lost over the five years would be just 4,854 Hong Kong dollars (\$620).

## Reliability of supply and transparency of tariffs index

*Doing Business* uses the system average interruption duration index (SAIDI) and the system average interruption frequency index (SAIFI) to measure the duration and frequency of power outages in the largest business city of each economy (for 11 economies the data are also collected for the second largest business city; table 8A.1). SAIDI is the average total duration of outages over the course of a year for each customer served, while SAIFI is the average number of service interruptions experienced by a customer in a year. Annual data (covering the calendar year) are collected from distribution utility companies and national regulators on SAIDI and SAIFI. Both SAIDI and SAIFI estimates should include planned and unplanned outages, as well as load shedding.

An economy is eligible to obtain a score on the reliability of supply and transparency of tariffs index if it satisfies two conditions. First, the utility must collect data on all types of outages (measuring the average total duration of outages per customer and the average number of outages per customer). Second, the SAIDI value must be below a threshold of 100 hours and the SAIFI value must be under 100 outages.

An economy is not eligible to obtain a score if outages are too frequent or long-lasting for the electricity supply to be considered reliable—that is, if the SAIDI or the SAIFI values exceed the determined thresholds. An economy is also not eligible to obtain a score on the index if data on power outages are not collected or collected partially (for example, planned outages or load shedding are not included in the calculation of the SAIDI and SAIFI indices), and if the minimum outage time considered for calculation of the SAIDI and SAIFI indices is over 5 minutes.

For all economies that meet the criteria as determined by *Doing Business*, a score

on the reliability of supply and transparency of tariffs index is calculated on the basis of the following six components:

- What the SAIDI and SAIFI values are. If SAIDI and SAIFI are 12 (equivalent to an outage of one hour each month) or below, a score of 1 is assigned. If SAIDI and SAIFI are 4 (equivalent to an outage of one hour each quarter) or below, 1 additional point is assigned. Finally, if SAIDI and SAIFI are 1 (equivalent to an outage of one hour per year) or below, 1 more point is assigned.
- What tools are used by the distribution utility to monitor power outages. A score of 1 is assigned if the utility uses automated tools, such as an Outage/Incident Management System (OMS/IMS) or Supervisory Control and Data Acquisition (SCADA) system; 0 if it relies solely on calls from customers, and records and monitors outages manually.
- What tools are used by the distribution utility to restore power supply. A score of 1 is assigned if the utility uses automated tools, such as an OMS/IMS or SCADA system; 0 if it relies solely on manual resources for service restoration, such as field crews or maintenance personnel.
- Whether a regulator—that is, an entity separate from the utility—monitors the utility's performance on reliability of supply. A score of 1 is assigned if the regulator performs periodic or real-time reviews; 0 if it does not monitor power outages and does not require the utility to report on reliability of supply.
- Whether financial deterrents exist to limit outages. A score of 1 is assigned if the utility compensates customers when outages exceed a certain cap, if the utility is fined by the regulator when outages exceed a certain cap or if both these conditions are met; 0 if no deterrent mechanism of any kind is available.
- Whether electricity tariffs are transparent and easily available. A score of 1 is assigned if effective tariffs are

available online and customers are notified of a change in tariff a full billing cycle (that is, one month) ahead of time; 0 if not.

The index ranges from 0 to 8, with higher values indicating greater reliability of electricity supply and greater transparency of tariffs. In the United Kingdom, for example, the distribution utility company UK Power Networks uses SAIDI and SAIFI metrics to monitor and collect data on power outages. In 2017, the average total duration of power outages in London was 0.27 hours per customer and the average number of outages experienced by a customer was 0.13. Both SAIDI and SAIFI are below the threshold and indicate that there was less than one outage a year per customer, for a total duration of less than one hour. Hence, the economy not only meets the eligibility criteria for obtaining a score on the index, it also receives a score of 3 on the first component of the index. The utility uses the automatic GE PowerOn Control System to identify faults in the network (a score of 1) and restore electricity service (a score of 1). The Office of Gas and Electricity Markets, an independent national regulatory authority, actively reviews the utility's performance in providing reliable electricity service (a score of 1) and requires the utility to compensate customers if outages last longer than a maximum period defined by the regulator (a score of 1). Customers are notified of a change in tariffs ahead of the next billing cycle and can easily check effective tariffs online (a score of 1). Adding these numbers gives the United Kingdom a total score of 8 on the reliability of supply and transparency of tariffs index.

On the other hand, several economies receive a score of 0 on the reliability of supply and transparency of tariffs index. The reason may be that outages occur more than once a month and none of the mechanisms and tools measured by the index are in place. An economy

may also receive a score of 0 if either the SAIDI or SAIFI value (or both) exceeds the threshold of 100, or not all outages were considered when calculating the indices. In Suriname, for example, the utility does not include load shedding in the calculation of SAIDI and SAIFI indices. Thus, based on the criteria established, Suriname cannot receive a score on the index even though the utility uses automated systems for monitoring outages and restoration of power supply and there is a transparency of electricity tariffs.

If an economy issued no new electricity connections to an electrical grid between June 2017 and May 2018, or if electricity is not provided during that period, the economy receives a “no practice” mark on the procedures, time and cost indicators. In addition, a “no practice” economy receives a score of 0 on the reliability of supply and transparency of tariff index even if, for example, there is regulatory oversight of utilities on power interruptions, among others.

### Price of electricity

*Doing Business* measures the price of electricity but does not include these data when calculating the score for getting electricity or the ranking on the ease of getting electricity. The data are available on the *Doing Business* website (<http://www.doingbusiness.org>) and are based on standardized assumptions to ensure comparability across economies.

The price of electricity is measured in U.S. cents per kilowatt-hour. A monthly electricity consumption is assumed, for which a monthly bill is then computed for a warehouse based in the largest business city of the economy for the month of January (for 11 economies the data are also collected for the second largest business city; table 8A.1). As noted, the warehouse uses electricity 30 days a month, from 9:00 a.m. to 5:00 p.m., so different tariff schedules may apply if a time-of-use tariff is available.

## REFORMS

The getting electricity indicator set tracks changes related to the efficiency of the connection process, as well as the reliability of power supply and transparency of tariffs. Depending on the impact on the data, certain changes are classified as reforms and listed in the summaries of *Doing Business* reforms in 2017/18 section of the report in order to acknowledge the implementation of significant changes. Reforms are divided into two types: those that make it easier to do business and those changes that make it more difficult to do business. The getting electricity indicator set uses two criteria to recognize a reform.

First, the aggregate gap on the overall score of the indicator set is used to assess the impact of data changes. Any data update that leads to a change of 2% or more on the score gap is classified as a reform, except when the change is the result of automatic official fee indexation to a price or wage index (for more details, see the chapter on the ease of doing business score and ease of doing business ranking). For example, if the implementation of a new single window at the utility reduces the time to process new connection requests in a way that the overall gap decreases by 2% or more, such a change is classified as a reform. On the other hand, minor fee updates from the utility or other small changes that have an aggregate impact of less than 2% on the gap are not classified as a reform, but their impact is still reflected in the most updated indicators for this topic.

Second, to be considered a reform, changes in the data must be tied to an initiative led by the utility or by the government—and not an exogenous event. For example, if outages increase considerably from one year to the next due to inclement weather, this cannot be considered a reform that makes doing business harder. Similarly, if the cost of electricity-related materials (such as cabling or transformers) decreases due to a currency appreciation, this cannot

be considered a reform that makes doing business easier. However, if a utility establishes a one-stop shop to streamline the connection process or if it installs an automated system to improve monitoring of power outages and restoration of electricity services, these actions would be considered reforms that made doing business easier.

*The data details on getting electricity can be found for each economy at <http://www.doingbusiness.org>. The initial methodology was developed by Geginat and Ramalho (2015) and is adopted here with minor changes.*

## REGISTERING PROPERTY

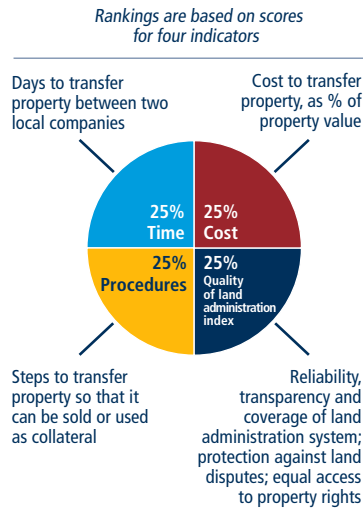
*Doing Business* records the full sequence of procedures necessary for a limited liability company (the buyer) to purchase a property from another business (the seller) and to transfer the property title to the buyer's name so that the buyer can use the property for expanding its business, use the property as collateral in taking new loans or, if necessary, sell the property to another business. It also measures the time and cost to complete each of these procedures. *Doing Business* also measures the quality of the land administration system in each economy. The quality of land administration index has five dimensions: reliability of infrastructure, transparency of information, geographic coverage, land dispute resolution and equal access to property rights.

The ranking of economies on the ease of registering property is determined by sorting their scores for registering property. These scores are the simple average of the scores for each of the component indicators (figure 8.7).

## EFFICIENCY OF TRANSFERRING PROPERTY

As recorded by *Doing Business*, the process of transferring property starts with obtaining the necessary documents, such as a copy of the seller's title if

**FIGURE 8.7** Registering property: efficiency and quality of land administration system



necessary, and conducting due diligence if required. The transaction is considered complete when it is opposable to third parties and when the buyer can use the property, use it as collateral for a bank loan or resell it (figure 8.8). Every procedure required by law or necessary in practice is included, whether it is the responsibility of the seller or the buyer or must be completed by a third party on their behalf. Local property lawyers, notaries and property registries provide information on procedures as well as the time and cost to complete each of them.

To make the data comparable across economies, several assumptions about the parties to the transaction, the property and the procedures are used.

### Assumptions about the parties

The parties (buyer and seller):

- Are limited liability companies (or the legal equivalent).
- Are located in the periurban area of the economy's largest business city. For 11 economies the data are also collected for the second largest business city (table 8A.1).
- Are 100% domestically and privately owned.

- Have 50 employees each, all of whom are nationals.
- Perform general commercial activities.

### Assumptions about the property

The property:

- Has a value of 50 times income per capita, which equals the sale price.
- Is fully owned by the seller.
- Has no mortgages attached and has been under the same ownership for the past 10 years.
- Is registered in the land registry or cadastre, or both, and is free of title disputes.
- Is located in a periurban commercial zone, and no rezoning is required.
- Consists of land and a building. The land area is 557.4 square meters (6,000 square feet). A two-story warehouse of 929 square meters (10,000 square feet) is located on the land. The warehouse is 10 years old, is in good condition, has no heating system and complies with all safety standards, building codes and other legal requirements. The property, consisting of land and building, will be transferred in its entirety.
- Will not be subject to renovations or additional construction following the purchase.
- Has no trees, natural water sources, natural reserves or historical monuments of any kind.

- Will not be used for special purposes, and no special permits, such as for residential use, industrial plants, waste storage or certain types of agricultural activities, are required.
- Has no occupants, and no other party holds a legal interest in it.

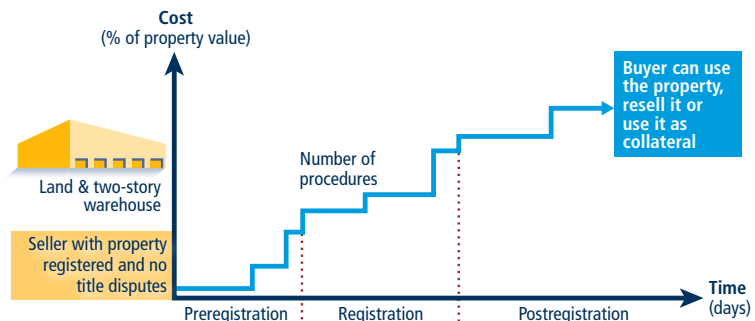
### Procedures

A procedure is defined as any interaction of the buyer or the seller, their agents (if an agent is legally or in practice required) with external parties, including government agencies, inspectors, notaries and lawyers. Interactions between company officers and employees are not considered. All procedures that are legally or in practice required for registering property are recorded, even if they may be avoided in exceptional cases (table 8.7). If a procedure can be accelerated legally for an additional cost, the fastest procedure is chosen if that option is more beneficial to the economy's score and if it is used by the majority of property owners. Although the buyer may use lawyers or other professionals where necessary in the registration process, it is assumed that the buyer does not employ an outside facilitator in the registration process unless legally or in practice required to do so.

### Time

Time is recorded in calendar days. The measure captures the median

**FIGURE 8.8** What are the time, cost and number of procedures required to transfer property between two local companies?



**TABLE 8.7** What do the indicators on the efficiency of transferring property measure?**Procedures to legally transfer title on immovable property (number)**

Preregistration procedures (for example, checking for liens, notarizing sales agreement, paying property transfer taxes)

Registration procedures in the economy's largest business city<sup>a</sup>

Postregistration procedures (for example, filling title with municipality)

**Time required to complete each procedure**

Does not include time spent gathering information

Each procedure starts on a separate day—though procedures that can be fully completed online are an exception to this rule

Procedure is considered completed once final document is received

No prior contact with officials

**Cost required to complete each procedure (% of property value)**

Official costs only (such as administrative fees, duties and taxes)

Value Added Tax, Capital Gains Tax and illicit payments are excluded

a. For 11 economies the data are also collected for the second largest business city.

duration that property lawyers, notaries or registry officials indicate is necessary to complete a procedure. It is assumed that the minimum time required for each procedure is one day, except for procedures that can be fully completed online, for which the time required is recorded as half a day. Although procedures may take place simultaneously, they cannot start on the same day (again except for procedures that can be fully completed online). It is assumed that the buyer does not waste time and commits to completing each remaining procedure without delay. If a procedure can be accelerated for an additional cost, the fastest legal procedure available and used by the majority of property owners is chosen. If procedures can be undertaken simultaneously, it is assumed that they are. It is assumed that the parties involved are aware of all requirements and their sequence from the beginning. Time spent on gathering information is not considered. If time estimates differ

among sources, the median reported value is used.

**Cost**

Cost is recorded as a percentage of the property value, assumed to be equivalent to 50 times income per capita. Only official costs required by law are recorded, including fees, transfer taxes, stamp duties and any other payment to the property registry, notaries, public agencies or lawyers. Other taxes, such as capital gains tax or value added tax, are excluded from the cost measure. Both costs borne by the buyer and the seller are included. If cost estimates differ among sources, the median reported value is used.

**QUALITY OF LAND ADMINISTRATION**

The quality of land administration index is composed of five other indices: the reliability of infrastructure, transparency of information, geographic coverage, land dispute resolution and equal access to property rights (table 8.8). Data are collected for each economy's largest business city. For 11 economies the data are also collected for the second largest business city.

**Reliability of infrastructure index**

The reliability of infrastructure index has six components:

- How land titles are kept at the registry of the largest business city of the economy. A score of 2 is assigned if the majority of land titles are fully digital; 1 if the majority are scanned; 0 if the majority are kept in paper format.
- Whether there is an electronic database for checking for encumbrances. A score of 1 is assigned if yes; 0 if no.
- How maps of land plots are kept at the mapping agency of the largest business city of the economy. A score of 2 is assigned if the majority of maps are fully digital; 1 if the majority are scanned; 0 if the majority are kept in paper format.

- Whether there is a geographic information system—an electronic database for recording boundaries, checking plans and providing cadastral information. A score of 1 is assigned if yes; 0 if no.
- How the land ownership registry and mapping agency are linked. A score of 1 is assigned if information about land ownership and maps are kept in a single database or in linked databases; 0 if there is no connection between the different databases.
- How immovable property is identified. A score of 1 is assigned if there is a unique number to identify properties for the majority of land plots; 0 if there are multiple identifiers.

The index ranges from 0 to 8, with higher values indicating a higher quality of infrastructure for ensuring the reliability of information on property titles and boundaries. In Turkey, for example, the land registry offices in Istanbul maintain titles in a fully digital format (a score of 2) and have a fully electronic database to check for encumbrances (a score of 1). The Cadastral Directorate offices in Istanbul have digital maps (a score of 2), and the Geographical Information Directorate has a public portal allowing users to check the plans and cadastral information on parcels along with satellite images (a score of 1). Databases about land ownership and maps are linked to each other through the TAKBIS system, an integrated information system for the land registry offices and cadastral offices (a score of 1). Finally, there is a unique identifying number for properties (a score of 1). Adding these numbers gives Turkey a score of 8 on the reliability of infrastructure index.

**Transparency of information index**

The transparency of information index has 10 components:

- Whether information on land ownership is made publicly available. A score of 1 is assigned if information

**TABLE 8.8 What do the indicators on the quality of land administration measure?****Reliability of infrastructure index (0–8)**

Type of system for archiving information on land ownership

Availability of electronic database to check for encumbrances

Type of system for archiving maps

Availability of geographic information system

Link between property ownership registry and mapping system

**Transparency of information index (0–6)**

Accessibility of information on land ownership

Accessibility of maps of land plots

Publication of fee schedules, lists of registration documents, service standards

Availability of a specific and separate mechanism for complaints

Publication of statistics about the number of property transactions

**Geographic coverage index (0–8)**Coverage of land registry at the level of the largest business city and the economy<sup>a</sup>Coverage of mapping agency at the level of the largest business city and the economy<sup>a</sup>**Land dispute resolution index (0–8)**

Legal framework for immovable property registration

Mechanisms to prevent and resolve land disputes

**Equal access to property rights (-2–0)**

Unequal ownership rights to property between unmarried men and women

Unequal ownership rights to property between married men and women

**Quality of land administration index (0–30)**

Sum of the reliability of infrastructure, transparency of information, geographic coverage, land dispute resolution indices and equal access to property rights

a. For 11 economies the data are also collected for the second largest business city.

on land ownership is accessible by anyone; 0 if access is restricted.

- Whether the list of documents required for completing the registration of property transactions is made publicly available. A score of 0.5 is assigned if the list of documents is accessible online or on a public board; 0 if it is not made available to the public or if it can be obtained only in person.
- Whether the fee schedule for completing the registration of property transactions is made publicly available. A score of 0.5 is assigned if the fee schedule is accessible online or on a public board free of charge; 0 if it is not made available to the public or if it can be obtained only in person.
- Whether the agency in charge of immovable property registration commits to a specific time frame for

delivering a legally binding document that proves property ownership. A score of 0.5 is assigned if the service standard is accessible online or on a public board; 0 if it is not made available to the public or if it can be obtained only in person.

- Whether there is a specific and independent mechanism for filing complaints about a problem that occurred at the agency in charge of immovable property registration. A score of 1 is assigned if there is a specific and independent mechanism for filing a complaint; 0 if there is only a general mechanism or no mechanism.
- Whether there are publicly available official statistics tracking the number of transactions at the immovable property registration agency. A score of 0.5 is assigned if statistics are

published about property transfers in the largest business city in the past calendar year at the latest on May 1st of the following year; 0 if no such statistics are made publicly available.

- Whether maps of land plots are made publicly available. A score of 0.5 is assigned if maps are accessible by anyone; 0 if access is restricted.
- Whether the fee schedule for accessing maps is made publicly available. A score of 0.5 is assigned if the fee schedule is accessible online or on a public board free of charge; 0 if it is not made available to the public or if it can be obtained only in person.
- Whether the mapping agency commits to a specific time frame for delivering an updated map. A score of 0.5 is assigned if the service standard is accessible online or on a public board; 0 if it is not made available to the public or if it can be obtained only in person.
- Whether there is a specific and independent mechanism for filing complaints about a problem that occurred at the mapping agency. A score of 0.5 is assigned if there is a specific and independent mechanism for filing a complaint; 0 if there is only a general mechanism or no mechanism.

The index ranges from 0 to 6, with higher values indicating greater transparency in the land administration system. In the Netherlands, for example, anyone who pays a fee can consult the land ownership database (a score of 1). Information can be obtained at the office, by mail or online using the Kadaster website (<http://www.kadaster.nl>). Anyone can also get information online about the list of documents to submit for property registration (a score of 0.5), the fee schedule for registration (a score of 0.5) and the service standards (a score of 0.5). And anyone facing a problem at the land registry can file a complaint or report an error by filling out a specific form online (a score of 1). In addition, the Kadaster makes statistics about land transactions



available to the public, reporting a total of 39,849 property transfers in Amsterdam in 2017 (a score of 0.5). Moreover, anyone who pays a fee can consult online cadastral maps (a score of 0.5). It is also possible to get public access to the fee schedule for map consultation (a score of 0.5), the service standards for delivery of an updated plan (a score of 0.5) and a specific mechanism for filing a complaint about a map (a score of 0.5). Adding these numbers gives the Netherlands a score of 6 on the transparency of information index.

### Geographic coverage index

The geographic coverage index has four components:

- How complete the coverage of the land registry is at the level of the largest business city. A score of 2 is assigned if all privately held land plots in the city are formally registered at the land registry; 0 if not.
- How complete the coverage of the land registry is at the level of the economy. A score of 2 is assigned if all privately held land plots in the economy are formally registered at the land registry; 0 if not.
- How complete the coverage of the mapping agency is at the level of the largest business city. A score of 2 is assigned if all privately held land plots in the city are mapped; 0 if not.
- How complete the coverage of the mapping agency is at the level of the economy. A score of 2 is assigned if all privately held land plots in the economy are mapped; 0 if not.

The index ranges from 0 to 8, with higher values indicating greater geographic coverage in land ownership registration and cadastral mapping. In Japan, for example, all privately held land plots are formally registered at the land registry in Tokyo and Osaka (a score of 2) and the economy as a whole (a score of 2). Also, all privately held land plots are mapped in both cities (a score of 2) and the economy as a whole (a score of 2). Adding these numbers gives

Japan a score of 8 on the geographic coverage index.

### Land dispute resolution index

The land dispute resolution index assesses the legal framework for immovable property registration and the accessibility of dispute resolution mechanisms. The index has eight components:

- Whether the law requires that all property sale transactions be registered at the immovable property registry to make them opposable to third parties. A score of 1.5 is assigned if yes; 0 if no.
- Whether the formal system of immovable property registration is subject to a guarantee. A score of 0.5 is assigned if either a state or private guarantee over immovable property registration is required by law; 0 if no such guarantee is required.
- Whether there is a specific, out-of-court compensation mechanism to cover for losses incurred by parties who engaged in good faith in a property transaction based on erroneous information certified by the immovable property registry. A score of 0.5 is assigned if yes; 0 if no.
- Whether the legal system requires verification of the legal validity of the documents (such as the sales, transfer or conveyance deed) necessary for a property transaction. A score of 0.5 is assigned if there is a review of legal validity, either by the registrar or by a professional (such as a notary or a lawyer); 0 if there is no review.
- Whether the legal system requires verification of the identity of the parties to a property transaction. A score of 0.5 is assigned if there is verification of identity, either by the registrar or by a professional (such as a notary or a lawyer); 0 if there is no verification.
- Whether there is a national database to verify the accuracy of identity documents. A score of 1 is assigned if such a national database is available; 0 if not.

- How much time it takes to obtain a decision from a court of first instance (without an appeal) in a standard land dispute between two local businesses over tenure rights worth 50 times income per capita and located in the largest business city. A score of 3 is assigned if it takes less than one year; 2 if it takes between one and two years; 1 if it takes between two and three years; 0 if it takes more than three years.
- Whether there are publicly available statistics on the number of land disputes in the first instance. A score of 0.5 is assigned if statistics are published about land disputes in the economy in the past calendar year; 0 if no such statistics are made publicly available.

The index ranges from 0 to 8, with higher values indicating greater protection against land disputes. In the United Kingdom, for example, according to the Land Registration Act 2002 property transactions must be registered at the land registry to make them opposable to third parties (a score of 1.5). The property transfer system is guaranteed by the state (a score of 0.5) and has a compensation mechanism to cover losses incurred by parties who engaged in good faith in a property transaction based on an error by the registry (a score of 0.5). In accordance with the Proceeds of Crime Act 2002 and the Money Laundering Regulations 2007, a lawyer verifies the legal validity of the documents in a property transaction (a score of 0.5) and the identity of the parties (a score of 0.5). The United Kingdom has a national database to verify the accuracy of identity documents (a score of 1). In a land dispute between two British companies over the tenure rights of a property worth \$2,026,500, the Land Registration division of the Property Chamber (First-tier Tribunal) gives a decision in less than one year (a score of 3). Finally, statistics about land disputes are collected and published; there were a total of 1,154



land disputes in the country in 2017 (a score of 0.5). Adding these numbers gives the United Kingdom a score of 8 on the land dispute resolution index.

### Equal access to property rights index

The equal access to property rights index has two components:

- Whether unmarried men and unmarried women have equal ownership rights to property. A score of -1 is assigned if there are unequal ownership rights to property; 0 if there is equality.
- Whether married men and married women have equal ownership rights to property. A score of -1 is assigned if there are unequal ownership rights to property; 0 if there is equality.

Ownership rights cover the ability to manage, control, administer, access, encumber, receive, dispose of and transfer property. Each restriction is considered if there is a differential treatment for men and women in the law considering the default marital property regime. For customary land systems, equality is assumed unless there is a general legal provision stating a differential treatment.

The index ranges from -2 to 0, with higher values indicating greater inclusiveness of property rights. In Mali, for example, unmarried men and unmarried women have equal ownership rights to property (a score of 0). The same applies to married men and women who can use their property in the same way (a score of 0). Adding these numbers gives Mali a score of 0 on the equal access to property rights index—which indicates equal property rights between men and women. By contrast, in Tonga unmarried men and unmarried women do not have equal ownership rights to property according to the Land Act [Cap 132], Sections 7, 45 and 82 (a score of -1). The same applies to married men and women who are not permitted to use their property in the same way according to the Land

Act [Cap 132], Sections 7, 45 and 82 (a score of -1). Adding these numbers gives Tonga a score of -2 on the equal access to property rights index—which indicates unequal property rights between men and women.

### Quality of land administration index

The quality of land administration index is the sum of the scores on the reliability of infrastructure, transparency of information, geographic coverage, land dispute resolution and equal access to property indices. The index ranges from 0 to 30 with higher values indicating better quality of the land administration system.

If private sector entities were unable to register property transfers in an economy between June 2017 and May 2018, the economy receives a “no practice” mark on the procedures, time and cost indicators. A “no practice” economy receives a score of 0 on the quality of land administration index even if its legal framework includes provisions related to land administration.

### REFORMS

The registering property indicator set tracks changes related to the efficiency and quality of land administration systems every year. Depending on the impact on the data, certain changes are classified as reforms and listed in the summaries of *Doing Business* reforms in 2017/18 section of the report in order to acknowledge the implementation of significant changes. Reforms are divided into two types: those that make it easier to do business and those changes that make it more difficult to do business. The registering property indicator set uses two criteria to recognize a reform.

First, the aggregate gap on the overall score of the indicator set is used to assess the impact of data changes. Any data update that leads to a change of 2% or more in the score gap is classified as a reform, except when the change is the result of automatic

official fee indexation to a price or wage index (for more details, see the chapter on the ease of doing business score and ease of doing business ranking). For example, if the implementation of a new electronic property registration system reduces time in a way that the overall gap decreases by 2% or more, such change is classified as a reform. Minor fee updates or other smaller changes in the indicators that have an aggregate impact of less than 2% on the gap are not classified as a reform, but their impact is still reflected in the most updated indicators for this indicator set.

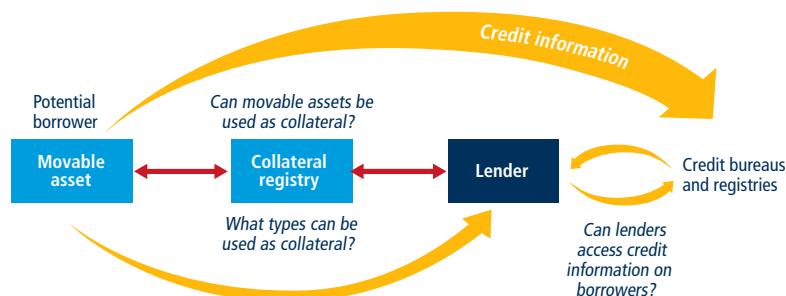
Second, the overall score on the quality of land administration is also considered as a criterion. Any change of 1 point or more on the overall quality score is acknowledged as a reform. For instance, the completion of the geographic coverage of the land registry of the business city (2 points) is considered as a reform.

*The data details on registering property can be found for each economy at <http://www.doingbusiness.org>.*

## GETTING CREDIT

*Doing Business* measures the legal rights of borrowers and lenders with respect to secured transactions through one set of indicators and the reporting of credit information through another. The first measures whether certain features that facilitate lending exist within the applicable collateral and bankruptcy laws. The second measures the coverage, scope and accessibility of credit information available through credit reporting service providers such as credit bureaus or credit registries (figure 8.9). The ranking of economies on the ease of getting credit is determined by sorting their scores for getting credit. These scores are the sum of the scores for the strength of legal rights index and the depth of credit information index (figure 8.10).

**FIGURE 8.9** Do lenders have credit information on entrepreneurs seeking credit? Is the law favorable to borrowers and lenders using movable assets as collateral?



## LEGAL RIGHTS OF BORROWERS AND LENDERS

The data on the legal rights of borrowers and lenders are gathered through a questionnaire administered to financial lawyers and verified through analysis of laws and regulations as well as public sources of information on collateral and bankruptcy laws. Questionnaire responses are verified through several rounds of follow-up communication with respondents as well as by contacting third parties and consulting public sources. The questionnaire data are confirmed

through teleconference calls or on-site visits in all economies.

### Strength of legal rights index

The strength of legal rights index measures the degree to which collateral and bankruptcy laws protect the rights of borrowers and lenders and thus facilitate lending (table 8.9). For each economy it is first determined whether a unitary secured transactions system exists. Then two case scenarios, case A and case B, are used to determine how a nonpossessory security interest is created, publicized and enforced according to the law. Special emphasis is given to how the collateral registry operates (if registration of security interests is possible). The case scenarios involve a secured borrower, company ABC, and a secured lender, BizBank.

In some economies the legal framework for secured transactions will allow only case A or case B (not both) to apply. Both cases examine the same set of legal provisions relating to the use of movable collateral.

Several assumptions about the secured borrower (ABC) and lender (BizBank) are used:

- ABC is a domestic limited liability company (or its legal equivalent).
- ABC has up to 50 employees.

**TABLE 8.9** What do the getting credit indicators measure?

#### Strength of legal rights index (0–12)

Protection of rights of borrowers and lenders through collateral laws (0–10)

Protection of secured creditors' rights through bankruptcy laws (0–2)

#### Depth of credit information index (0–8)

Scope and accessibility of credit information distributed by credit bureaus and credit registries (0–8)

#### Credit bureau coverage (% of adults)

Number of individuals and firms listed in the largest credit bureau as percentage of adult population

#### Credit registry coverage (% of adults)

Number of individuals and firms listed in a credit registry as percentage of adult population

**FIGURE 8.10** Getting credit: collateral rules and credit information

Rankings are based on scores for the sum of two indicators

Regulations on nonpossessory security interests in movable property

100%  
Sum of strength of legal rights index (0–12) and depth of credit information index (0–8)

Scope, quality and accessibility of credit information through credit bureaus and registries

Note: Credit bureau coverage and credit registry coverage are measured but do not count for the rankings.

- ABC has its headquarters and only base of operations in the economy's largest business city. For 11 economies the data are also collected for the second largest business city (table 8A.1).
- Both ABC and BizBank are 100% domestically owned.

The case scenarios also involve different assumptions. In case A, as collateral for the loan, ABC grants BizBank a nonpossessory security interest in one category of movable assets, for example, its machinery or its inventory. ABC wants to keep both possession and ownership of the collateral. In economies where the law does not allow nonpossessory security interests in movable property, ABC and BizBank use a fiduciary transfer-of-title arrangement (or a similar substitute for nonpossessory security interests).

In case B, ABC grants BizBank a business charge, enterprise charge, floating charge or any charge that gives BizBank a security interest over ABC's combined movable assets (or as much of ABC's movable assets as possible). ABC keeps ownership and possession of the assets.

The strength of legal rights index covers functional equivalents to security interests in movable assets (such as financial

leases and sales with retention of title) only in its first component, to assess how integrated or unified the economy's legal framework for secured transactions is.

The strength of legal rights index includes 10 aspects related to legal rights in collateral law and 2 aspects in bankruptcy law. A score of 1 is assigned for each of the following features of the laws:

- The economy has an integrated or unified legal framework for secured transactions that extends to the creation, publicity and enforcement of four functional equivalents to security interests in movable assets: fiduciary transfers of title; financial leases; assignments or transfers of receivables; and sales with retention of title.
- The law allows a business to grant a nonpossessory security right in a single category of movable assets (such as accounts receivable, tangible movable assets and inventory), without requiring a specific description of the collateral.
- The law allows a business to grant a nonpossessory security right in substantially all its movable assets, without requiring a specific description of the collateral.
- A security right can be given over future and after-acquired assets, and extends automatically to the products, proceeds and replacements of the original assets.
- All types of debts and obligations can be secured between the parties, and a general description of such debts and obligations is permitted in the collateral agreement and in registration documents.
- A collateral registry or registration institution for security interests granted over movable property by incorporated and nonincorporated entities is in operation, unified geographically and with an electronic database indexed by debtors' names.
- The collateral registry is a notice-based registry—a registry that files only a notice of the existence of a security interest (not the underlying documents) and does not perform a legal review of the transaction. The registry also publicizes functional equivalents to security interests.
- The collateral registry has modern features such as those that allow secured creditors (or their representatives) to register, search, amend or cancel security interests online.
- Secured creditors are paid first (for example, before tax claims and employee claims) when a debtor defaults outside an insolvency procedure.
- Secured creditors are paid first (for example, before tax claims and employee claims) when a business is liquidated.
- Secured creditors are subject to an automatic stay on enforcement procedures when a debtor enters a court-supervised reorganization procedure, but the law protects secured creditors' rights by providing clear grounds for relief from the automatic stay (for example, if the movable property is not used for the reorganization or sale of the business as a going concern, or if there is a risk to its existence) and setting a time limit for it.
- The law allows parties to agree in the collateral agreement that the lender may enforce its security right out of court; the law allows the assets to be sold through public or private auctions and permits the secured creditor to take the asset in satisfaction of the debt.

The index ranges from 0 to 12, with higher scores indicating that collateral and bankruptcy laws are better designed to expand access to credit.

## REFORMS

The strength of legal rights index tracks changes related to secured transactions and insolvency every year. Depending on the impact on the data, certain changes are classified as reforms and listed in the summaries of *Doing Business* reforms in 2017/18 section of the report in order to

acknowledge the implementation of significant changes. Reforms are divided in two types: those that make it easier to do business and those changes that make it more difficult to do business. The strength of legal rights index uses the following criteria to recognize a reform.

All changes in laws and regulations that have any impact on the economy's score on the existence of a secured transaction legal framework which regulates the creation, publicity and enforcement of nonpossessory security interests and their functional equivalents. Each year, new laws and amendments are evaluated to see if they facilitate obtaining credit by small and medium enterprises, allowing for maximum flexibility in the choice of assets which can be used as collateral. Guidelines, model rules, principles, recommendations and case law are excluded.

Reforms impacting the strength of legal rights index include amendments to or the introduction of a secured transactions act, insolvency code, or civil code as well as the establishment or modernization of any of the features of a collateral registry as measured by the indicators. For example, introducing a law which provides for a collateral registry and actually establishing that collateral registry—which is geographically centralized, unified for all types of movable assets and for both incorporated and non-incorporated entities searchable by debtor's name—would represent a reform with a 1 point increase and would therefore be acknowledged in the report.

## CREDIT INFORMATION

The data on the reporting of credit information are built in two stages. First, banking supervision authorities and public information sources are surveyed to confirm the presence of a credit reporting service provider, such as a credit bureau or credit registry. Second, where applicable, a detailed questionnaire on the credit reporting service provider's structure, laws and associated

rules is administered to the entity itself. Questionnaire responses are verified through several rounds of follow-up communication with respondents at the credit reporting service provider as well as by contacting third parties and consulting public sources. The questionnaire data are confirmed through teleconference calls or on-site visits.

### Depth of credit information index

The depth of credit information index measures rules and practices affecting the coverage, scope and accessibility of credit information available through either a credit bureau or a credit registry.

A score of 1 is assigned for each of the following eight features of the credit bureau or credit registry (or both):

- Data on firms and individuals are distributed.
- Both positive credit information (for example, original loan amounts, outstanding loan amounts and a pattern of on-time repayments) and negative information (for example, late payments and the number and amount of defaults) are distributed.
- Data from retailers or utility companies are distributed in addition to data from financial institutions.
- At least two years of historical data are distributed. Credit bureaus and registries that erase data on defaults as soon as they are repaid or distribute negative information more than 10 years after defaults are repaid receive a score of 0 for this component.
- Data on loan amounts below 1% of income per capita are distributed.
- By law, borrowers have the right to access their data in the largest credit bureau or registry in the economy. Credit bureaus and registries that charge more than 1% of income per capita for borrowers to inspect their data receive a score of 0 for this component.
- Banks and other financial institutions have online access to the credit information (for example, through a

web interface, a system-to-system connection or both).

- Bureau or registry credit scores are offered as a value-added service to help banks and other financial institutions assess the creditworthiness of borrowers.

The index ranges from 0 to 8, with higher values indicating the availability of more credit information, from either a credit bureau or a credit registry, to facilitate lending decisions. If the credit bureau or registry is not operational or covers less than 5% of the adult population, the score on the depth of credit information index is 0.

In Lithuania, for example, both a credit bureau and a credit registry operate and cover more than 5% of the adult population. Both distribute data on firms and individuals (a score of 1). Although the credit registry does not distribute data on on-time repayments, the credit bureau distributes full positive and negative credit information (a score of 1). While the credit registry does not distribute data from retailers or utilities, the credit bureau does (a score of 1). Both distribute at least two years of historical data (a score of 1). Both the credit registry and the credit bureau distribute data on loan amounts below 1% of income per capita (a score of 1). Borrowers have the right to access their data in both the credit bureau and the credit registry free of charge once a year (a score of 1). Both entities provide data users access to databases through a web interface (a score of 1). Although the credit registry does not provide credit scores, the credit bureau does (a score of 1). Adding these numbers gives Lithuania a score of 8 on the depth of credit information index.

### Credit bureau coverage

Credit bureau coverage reports the number of individuals and firms listed in a credit bureau's database as of January 1, 2018, with information on their borrowing history within the past five years, plus the number of individuals and firms that have

had no borrowing history in the past five years but for which a lender requested a credit report from the bureau in the period between January 2, 2017, and January 1, 2018. The number is expressed as a percentage of the adult population (the population age 15 to 64 in 2017 according to the World Bank's World Development Indicators). A credit bureau is defined as a private firm or nonprofit organization that maintains a database on the creditworthiness of borrowers (individuals or firms) in the financial system and facilitates the exchange of credit information among creditors. (Many credit bureaus support banking and overall financial supervision activities in practice, though this is not their primary objective.) Credit investigative bureaus that do not directly facilitate information exchange among banks and other financial institutions are not considered. If no credit bureau operates, the coverage value is 0.0%.

### Credit registry coverage

Credit registry coverage reports the number of individuals and firms listed in a credit registry's database as of January 1, 2018, with information on their borrowing history within the past five years, plus the number of individuals and firms that have had no borrowing history in the past five years but for which a lender requested a credit report from the registry in the period between January 2, 2017, and January 1, 2018. The number is expressed as a percentage of the adult population (the population age 15 to 64 in 2017 according to the World Bank's World Development Indicators). A credit registry is defined as a database managed by the public sector, usually by the central bank or the superintendent of banks, that collects information on the creditworthiness of borrowers (individuals or firms) in the financial system and facilitates the exchange of credit information among banks and other regulated financial institutions (while their primary objective is to assist banking supervision). If no credit registry operates, the coverage value is 0.0%.

## REFORMS

The depth of credit information index tracks changes related to the coverage, scope and accessibility of credit information available through either a credit bureau or a credit registry every year. Depending on the impact on the data, certain changes are classified as reforms and listed in the summaries of *Doing Business* reforms in 2017/18 section of the report to acknowledge the implementation of significant changes. Reforms are divided into two types: those that make it easier to do business and those changes that make it more difficult to do business. The credit information index uses three criteria to recognize a reform.

First, all changes in laws, regulations and practices that have any impact on the economy's score on the credit information index are classified as reforms. Examples of reforms impacting the index include measures to distribute positive credit data in addition to negative data, the distribution of credit data from utilities or retailers or the introduction of credit scores as a value-added service. Any change that improves the score of a given economy in any of the eight features of the index is considered a reform. Some reforms can have an impact in more than one feature. For example, the introduction of a new credit bureau covering more than 5% of the adult population that distributes information on firms and individuals, as well as positive and negative data and provides online access to data users, represents a 3-point increase in the index. In contrast, the introduction of legislation that guarantees borrowers' rights to access their data in the largest credit bureau or registry in the economy represents a reform with a 1-point increase in the index.

Second, changes that increase the coverage of the largest credit bureau or registry in an economy above 5% of the adult population may also be classified as reforms. According to the getting credit methodology, if the credit bureau

or registry is not operational or covers less than 5% of the adult population, the score on the depth of credit information index is 0. The impact of the reform will depend on the characteristics of the economy's credit reporting system as it relates to the eight features of the index. Expanded coverage that does not reach 5% of the adult population is not classified as a reform, but the impact is still reflected in the most up-to-date statistics.

Third, occasionally the credit information index will acknowledge legislative changes with no current impact on the data as reforms. This option is typically reserved to legislative changes of exceptional magnitude, such as the introduction of laws allowing the operation of credit bureaus or laws on personal data protection.

*The data details on getting credit can be found for each economy at <http://www.doingbusiness.org>. The initial methodology was developed by Djankov, McLiesh and Shleifer (2007) and is adopted here with minor changes.*

## PROTECTING MINORITY INVESTORS

*Doing Business* measures the protection of minority investors from conflicts of interest through one set of indicators and shareholders' rights in corporate governance through another (table 8.10). The data come from a questionnaire administered to corporate and securities lawyers and are based on securities regulations, company laws, civil procedure codes and court rules of evidence. The ranking of economies on the strength of minority investor protections is determined by sorting their scores for protecting minority investors. These scores are the simple average of the scores for the extent of conflict of interest regulation index and the extent of shareholder governance index (figure 8.11).

## PROTECTION OF SHAREHOLDERS FROM CONFLICTS OF INTEREST

The extent of conflict of interest regulation index measures the protection of shareholders against directors' misuse of corporate assets for personal gain by distinguishing three dimensions of regulation that address conflicts of interest: transparency of related-party transactions (extent of disclosure index), shareholders' ability to sue and hold directors liable for self-dealing (extent of director liability index) and access to evidence and allocation of legal expenses in shareholder litigation (ease of shareholder suits index). To make the data comparable across economies, several assumptions about the business and the transaction are used (figure 8.12).

### Assumptions about the business

The business (Buyer):

- Is a publicly traded corporation listed on the economy's most important stock exchange. If there are fewer than 10 listed companies or if there is no stock exchange in the economy, it is assumed that Buyer is a large private company with multiple shareholders.
- Has a board of directors and a chief executive officer (CEO) who may legally act on behalf of Buyer where permitted, even if this is not specifically required by law.
- Has a supervisory board in economies with a two-tier board system on which Mr. James appointed 60% of the shareholder-elected members.
- Has not adopted bylaws or articles of association that go beyond the minimum requirements. Does not follow codes, principles, recommendations or guidelines that are not mandatory.
- Is a manufacturing company with its own distribution network.

### Assumptions about the transaction

- Mr. James owns 60% of Buyer, sits on Buyer's board of directors and

**TABLE 8.10** What do the protecting minority investors indicators measure?

| Extent of disclosure index (0–10)   | Extent of shareholder rights index (0–10)  |
|---|--|
| Review and approval requirements for related-party transactions   | Shareholders' rights and role in major corporate decisions   |
| Internal, immediate and periodic disclosure requirements for related-party transactions                               |  |
| Extent of director liability index (0–10)   | Extent of ownership and control index (0–10)   |
| Minority shareholders' ability to sue and hold interested directors liable for prejudicial related-party transactions | Governance safeguards protecting shareholders from undue board control and entrenchment  |
| Available legal remedies (damages, disgorgement of profits, disqualification, rescission of transactions)             |  |
| Ease of shareholder suits index (0–10)  | Extent of corporate transparency index (0–10)  |
| Access to internal corporate documents  | Corporate transparency on significant owners, executive compensation, annual meetings and audits                                 |
| Evidence obtainable during trial  |  |
| Allocation of legal expenses  |  |
| Extent of conflict of interest regulation index (0–10)  | Extent of shareholder governance index (0–10)  |
| Simple average of the extent of disclosure, extent of director liability and ease of shareholder suits indices        | Simple average of the extent of shareholder rights, extent of ownership and control and extent of corporate transparency indices |
| Strength of minority investor protection index (0–10)   |  |
| Simple average of the extent of conflict of interest regulation and extent of shareholder governance indices          |  |

elected two directors to Buyer's five-member board.

- Mr. James also owns 90% of Seller, a company that operates a chain of retail hardware stores. Seller recently closed a large number of its stores.
- Mr. James proposes that Buyer purchase Seller's unused fleet of trucks to expand Buyer's distribution of its food products, a proposal to which Buyer agrees. The price is equal

to 10% of Buyer's assets and is higher than the market value.

- The proposed transaction is part of the company's principal activity and is not outside the authority of the company.
- Buyer enters into the transaction. All required approvals are obtained, and all required disclosures made—that is, the transaction was not entered into fraudulently.

- The transaction causes damages to Buyer. Shareholders sue Mr. James and the executives and directors that approved the transaction.

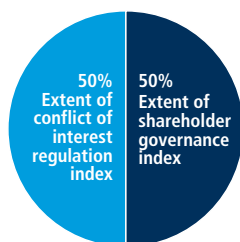
### Extent of disclosure index

The extent of disclosure index has five components:

- Which corporate body can provide legally sufficient approval for the transaction. A score of 0 is assigned if it is the CEO or the managing director alone; 1 if the board of directors, the supervisory board or shareholders must vote and Mr. James is permitted to vote; 2 if the board of directors or the supervisory board must vote and Mr. James is not permitted to vote; 3 if shareholders must vote and Mr. James is not permitted to vote.
- Whether an external body (an independent auditor, for example) must review the transaction before it takes place. A score of 0 is assigned if no; 1 if yes.
- Whether disclosure by Mr. James to the board of directors or the supervisory board is required. A score of 0 is assigned if no disclosure is required; 1 if a general disclosure of the existence of a conflict of interest is required without any specifics; 2 if full disclosure of all material facts relating to Mr. James's interest in the Buyer-Seller transaction is required.

**FIGURE 8.11** Protecting minority investors: shareholders' rights in conflicts of interest and corporate governance

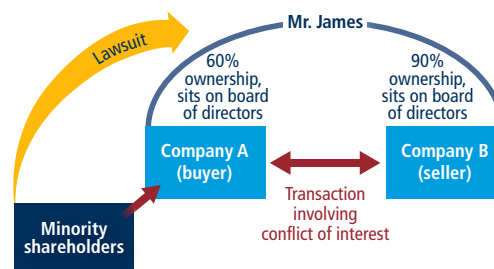
Rankings are based on scores for two indicators

**FIGURE 8.12** How well are minority shareholders protected from conflicts of interest?

**Extent of disclosure**  
Disclosure and approval requirements

**Extent of director liability**  
Ability to sue directors for damages

**Ease of shareholder suits**  
Access by shareholders to documents plus other evidence for trial





- Whether immediate disclosure of the transaction to the public, the regulator or the shareholders is required.<sup>3</sup> A score of 0 is assigned if no disclosure is required; 1 if disclosure on the terms of the transaction is required but not on Mr. James's conflict of interest; 2 if disclosure on both the terms and Mr. James's conflict of interest is required.
- Whether disclosure in periodic filings (for example, annual reports) is required. A score of 0 is assigned if no disclosure on the transaction is required; 1 if disclosure on the terms of the transaction is required but not on Mr. James's conflict of interest; 2 if disclosure on both the terms and Mr. James's conflict of interest is required.

The index ranges from 0 to 10, with higher values indicating greater disclosure. In Poland, for example, the board of directors must approve the transaction and Mr. James is not allowed to vote (a score of 2). Poland does not require an external body to review the transaction (a score of 0). Before the transaction Mr. James must disclose his conflict of interest to the other directors, but he is not required to provide specific information about it (a score of 1). Buyer is required to disclose immediately all information affecting the stock price, including the conflict of interest (a score of 2). In its annual report Buyer must also disclose the terms of the transaction and Mr. James's ownership in Buyer and Seller (a score of 2). Adding these numbers gives Poland a score of 7 on the extent of disclosure index.

### Extent of director liability index

The extent of director liability index has seven components:<sup>4</sup>

- Whether shareholders can sue directly or derivatively for the damage the transaction causes to the company. A score of 0 is assigned if suits are unavailable or are available only for shareholders holding more than 10% of the company's share capital; 1 if direct or derivative suits are available for shareholders holding 10% or less of share capital.
- Whether a shareholder plaintiff can hold Mr. James liable for the damage the Buyer-Seller transaction causes to the company. A score of 0 is assigned if Mr. James cannot be held liable or can be held liable only for fraud, bad faith or gross negligence; 1 if Mr. James can be held liable only if he influenced the approval of the transaction or was negligent; 2 if Mr. James can be held liable when the transaction is unfair or prejudicial to shareholders.
- Whether a shareholder plaintiff can hold other executives and directors (the CEO, members of the board of directors or members of the supervisory board) liable for the damage the transaction causes to the company. A score of 0 is assigned if they cannot be held liable or can be held liable only for fraud, bad faith or gross negligence; 1 if they can be held liable for negligence; 2 if they can be held liable when the transaction is unfair or prejudicial to shareholders.
- Whether Mr. James pays damages for the harm caused to the company upon a successful claim by the shareholder plaintiff. A score of 0 is assigned if no; 1 if yes.
- Whether Mr. James repays profits made from the transaction upon a successful claim by the shareholder plaintiff. A score of 0 is assigned if no; 1 if yes.
- Whether Mr. James is disqualified upon a successful claim by the shareholder plaintiff. A score of 0 is assigned if no; 1 if he is disqualified—that is, barred from representing or holding a managerial position in any company for a year or more.
- Whether a court can void the transaction upon a successful claim by a shareholder plaintiff. A score of 0 is assigned if rescission is unavailable or is available only in case of fraud, bad faith or gross negligence; 1 if rescission is available when the transaction is oppressive or prejudicial to the other shareholders; 2 if rescission is available when the transaction is unfair or entails a conflict of interest.

The index ranges from 0 to 10, with higher values indicating greater liability of directors. In Austria, for example, derivative suits are available for shareholders holding 10% of share capital (a score of 1). Assuming that the prejudicial transaction was duly approved and disclosed, in order to hold Mr. James liable a plaintiff must prove that Mr. James influenced the approving body or acted negligently (a score of 1). To hold the other directors liable, a plaintiff must prove that they acted negligently (a score of 1). If Mr. James is found liable, he must pay damages (a score of 1) and is required to disgorge his profits (a score of 1). Mr. James, however, cannot be disqualified (a score of 0). The prejudicial transaction cannot be voided (a score of 0). Adding these numbers gives Austria a score of 5 on the extent of director liability index.

### Ease of shareholder suits index

The ease of shareholder suits index has six components:

- Whether shareholders owning 10% of the company's share capital have the right to inspect the Buyer-Seller transaction documents before filing a suit. Alternatively, whether they can request that a government inspector investigate the Buyer-Seller transaction without filing a suit. A score of 0 is assigned if no; 1 if yes.
- What range of documents is available to the shareholder plaintiff from the defendant and witnesses during trial. A score of 1 is assigned for each of the following types of documents available: information that the defendant has indicated she/he intends to rely on for her/his defense; information that directly proves specific facts in the plaintiff's claim; and any information relevant to the subject matter of the claim.
- Whether the plaintiff can obtain categories of relevant documents from the defendant without identifying each document specifically. A score of 0 is assigned if no; 1 if yes.
- Whether the plaintiff can directly examine the defendant and



witnesses during trial. A score of 0 is assigned if no; 1 if yes, with prior approval of the questions by the judge or if the judge can set aside questions for any reason; 2 if yes, without prior approval.

- Whether the standard of proof for civil suits is lower than that for a criminal case. A score of 0 is assigned if no; 1 if yes.
- Whether shareholder plaintiffs can recover their legal expenses from the company. A score of 0 is assigned if no; 1 if plaintiffs can recover their legal expenses from the company upon a successful outcome of their legal action; 2 if plaintiffs can recover their legal expenses from the company regardless of the outcome of their legal action.

The index ranges from 0 to 10, with higher values indicating greater powers of shareholders to challenge the transaction. In Croatia, for example, a shareholder holding 10% of Buyer's shares can request that a government inspector review suspected mismanagement by Mr. James and the CEO without filing suit in court (a score of 1). The plaintiff can access documents that the defendant intends to rely on for his defense (a score of 1). The plaintiff must specifically identify the documents being sought (for example, the Buyer-Seller purchase agreement of July 15, 2015) and cannot simply request categories (for example, all documents related to the transaction) (a score of 0). The plaintiff can examine the defendant and witnesses during trial, without prior approval of the questions by the court (a score of 2). The standard of proof for civil suits is the preponderance of the evidence, while the standard for a criminal case is beyond a reasonable doubt (a score of 1). The plaintiff can recover legal expenses from the company only upon a successful outcome of the legal action (a score of 1). Adding these numbers gives Croatia a score of 6 on the ease of shareholder suits index.

### Extent of conflict of interest regulation index

The extent of conflict of interest regulation index is the average of the extent of disclosure index, the extent of director liability index and the ease of shareholder suits index. The index ranges from 0 to 10, with higher values indicating stronger regulation of conflicts of interest.

### SHAREHOLDERS' RIGHTS IN CORPORATE GOVERNANCE

The extent of shareholder governance index measures shareholders' rights in corporate governance by distinguishing three dimensions of good governance: shareholders' rights and role in major corporate decisions (extent of shareholder rights index), governance safeguards protecting shareholders from undue board control and entrenchment (extent of ownership and control index) and transparency on ownership stakes, compensation, audits and financial prospects (extent of corporate transparency index). The index also measures whether a subset of relevant rights and safeguards are available in limited companies.

### Assumptions about the business

- The business (Buyer) is a publicly traded corporation listed on the economy's most important stock exchange. If there is no stock exchange in the economy, it is assumed that Buyer is a large private company with multiple shareholders. Examples of company forms that can be listed and have a large number of shareholders include: the Joint Stock Company (JSC), the Public Limited Company (PLC), the C Corporation, the Societas Europaea (SE), the Aktiengesellschaft (AG) and the Société Anonyme/Sociedad Anónima (SA).
- In 10 of the questions, the assessment is made "assuming that Buyer is a limited company." Buyer is instead a limited liability company or its functional equivalent: a distinct and simpler company form that cannot offer shares to the public. Examples include the Private Limited

Company (Ltd), the Limited Liability Company (LLC), the Sociedad de Responsabilidad Limitada (SRL), the Gesellschaft mit beschränkter Haftung (GmbH) and the Société à Responsabilité Limitée (SARL).

### Extent of shareholder rights index

For each component of the extent of shareholder rights index, a score of 0 is assigned if the answer is no; 1 if yes. The index has 10 components:

- Whether the sale of 51% of Buyer's assets requires shareholder approval.
- Whether shareholders representing 10% of Buyer's share capital have the right to call for a meeting of shareholders.
- Whether Buyer must obtain its shareholders' approval every time it issues new shares.
- Whether shareholders automatically receive preemption rights when Buyer issues new shares.
- Whether shareholders elect and dismiss the external auditor.
- Whether changes to the rights of a class of shares are only possible if the holders of the affected shares approve.
- Assuming that Buyer is a limited company, whether the sale of 51% of Buyer's assets requires member approval.
- Assuming that Buyer is a limited company, whether members representing 10% have the right to call for a meeting of members.
- Assuming that Buyer is a limited company, whether all or almost all members must consent to add a new member.
- Assuming that Buyer is a limited company, whether members must first offer their interest to the existing members before they can sell to non-members.

### Extent of ownership and control index

For each component of the extent of ownership and control index, a score of

0 is assigned if the answer is no; 1 if yes. The index has 10 components:

- Whether the same individual cannot be appointed CEO and chairperson of the board of directors.
- Whether the board of directors must include independent nonexecutive board members.
- Whether shareholder can remove members of the board of directors without cause before the end of their term.
- Whether the board of directors must have an audit committee.
- Whether a potential acquirer must make a tender offer to all shareholders upon acquiring 50% of Buyer.
- Whether Buyer must pay declared dividends within a maximum period set by law.
- Whether a subsidiary cannot acquire shares issued by its parent company.
- Assuming that Buyer is a limited company, whether it must have a mechanism to resolve disagreements among members.
- Assuming that Buyer is a limited company, whether a potential acquirer must make a tender offer to all members upon acquiring 50% of Buyer.
- Assuming that Buyer is a limited company, whether Buyer must distribute profits within a maximum period set by law.

### Extent of corporate transparency index

For each component of the extent of corporate transparency index, a score of 0 is assigned if the answer is no; 1 if yes. The index has 10 components:

- Whether Buyer must disclose direct and indirect beneficial ownership stakes representing 5%.
- Whether Buyer must disclose information about board members' primary employment and directorships in other companies.
- Whether Buyer must disclose the compensation of individual managers.
- Whether a detailed notice of general meeting must be sent 21 calendar days before the meeting.

- Whether shareholders representing 5% of Buyer's share capital can put items on the general meeting agenda.
- Whether Buyer's annual financial statements must be audited by an external auditor.
- Whether Buyer must disclose its audit reports to the public.
- Assuming that Buyer is a limited company, whether members must meet at least once a year.
- Assuming that Buyer is a limited company, whether members representing 5% can put items on the meeting agenda.
- Assuming that Buyer is a limited company larger than a threshold set by law, whether its annual financial statements must be audited by an external auditor.

### Extent of shareholder governance index

The extent of shareholder governance index is the average of the extent of shareholder rights index, the extent of ownership and control index and the extent of corporate transparency index. The index ranges from 0 to 10, with higher values indicating stronger rights of shareholders in corporate governance.

### REFORMS

The protecting minority investors indicator set captures changes related to the regulation of related-party transactions as well as corporate governance every year. Depending on the impact on the data, certain changes are listed in the summaries of *Doing Business* reforms in 2017/18 section of the report in order to acknowledge the implementation of significant changes. They are divided into two types: reforms that make it easier to do business and changes that make it more difficult to do business. The protecting minority investors indicator set uses the following criteria to recognize a reform.

All legislative and regulatory changes that impact the score assigned to a given economy on any of the 48 questions comprising the six indicators on minority

investor protection are classified as a reform. The change must be mandatory, meaning that failure to comply allows shareholders to sue in court or for sanctions to be leveled by a regulatory body such as the company registrar, the capital market authority or the securities and exchange commission. Guidelines, model rules, principles, recommendations and duties to explain in case of non-compliance are excluded. When a change exclusively affects companies that are listed on the stock exchange, it will be captured only if the stock exchange has 10 or more equity listings. If the economy has no stock exchange or a stock exchange with less than 10 equity listings, the change is taken into account only if it affects companies irrespective of whether their shares are listed or not.

Reforms impacting the protecting minority investors indicator set include amendments to or the introduction of a new companies act, commercial code, securities regulation, code of civil procedure, court rules, law, decree, order, supreme court decision, or stock exchange listing rule. The changes must affect the rights and duties of issuers, company managers, directors and shareholders in connection with related-party transactions or, more generally, the aspects of corporate governance measured by the indicators. For example, in a given economy, related-party transactions have to be approved by the board of directors including board members who have a personal financial interest in seeing the transaction succeed. This economy introduces a law requiring that related-party transactions be approved instead by a general meeting of shareholders and that excludes shareholders with conflicting interests from participating in the vote. This law would result in a 2-point increase on the corresponding question in the extent of disclosure index and would therefore be acknowledged in the report.

*The data details on protecting minority investors can be found for each economy at <http://www.doingbusiness.org>. The initial*

methodology was developed by Djankov, La Porta and others (2008).

## PAYING TAXES

*Doing Business* records the taxes and mandatory contributions that a medium-size company must pay in a given year as well as measures of the administrative burden of paying taxes and contributions and complying with postfiling procedures (figure 8.13). The project was developed and implemented in cooperation with PwC.<sup>5</sup> Taxes and contributions measured include the profit or corporate income tax, social contributions and labor taxes paid by the employer, property taxes, property transfer taxes, dividend tax, capital gains tax, financial transactions tax, waste collection taxes, vehicle and road taxes, and any other small taxes or fees.

The ranking of economies on the ease of paying taxes is determined by sorting their scores for paying taxes. These scores are the simple average of the scores for each of the component indicators (figure 8.14), with a threshold and a nonlinear transformation applied to one of the component indicators, the total tax and contribution rate.<sup>6</sup> The threshold is defined as the total tax and contribution rate at the 15th percentile of the overall distribution for all years included in the analysis up to and including *Doing*

*Business 2015*, which is 26.1%. All economies with a total tax and contribution rate below this threshold receive the same score as the economy at the threshold.

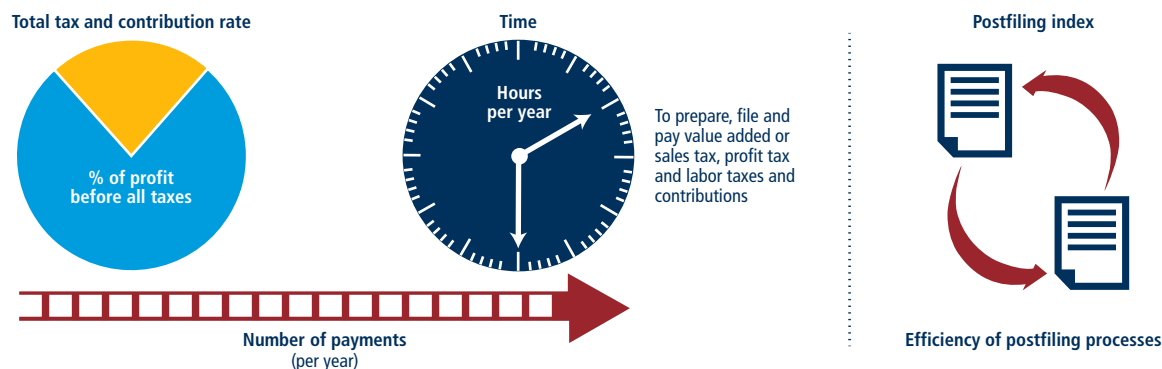
The threshold is not based on any economic theory of an “optimal tax rate” that minimizes distortions or maximizes efficiency in an economy’s overall tax system. Instead, it is mainly empirical in nature, set at the lower end of the distribution of tax rates levied on medium-size enterprises in the manufacturing sector as observed through the paying taxes indicators. This reduces the bias in the total tax and contribution rate indicator toward economies that do not need to levy significant taxes on companies like the *Doing Business* standardized case study company because they raise public revenue in other ways—for example, through taxes on foreign companies, through taxes on sectors other than manufacturing or from natural resources (all of which are outside the scope of the methodology).

*Doing Business* measures all taxes and contributions that are government mandated (at any level—federal, state or local) and that apply to the standardized business and have an impact in its financial statements. In doing so, *Doing Business* goes beyond the traditional definition of a tax. As defined for the purposes of government national

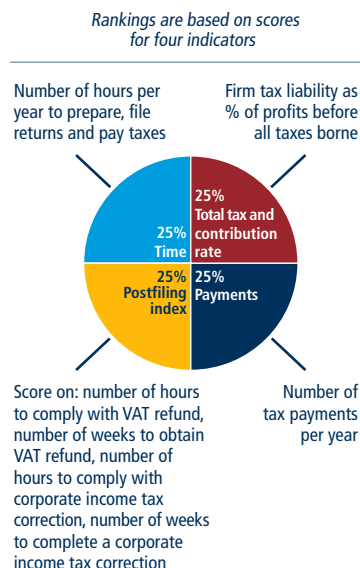
accounts, taxes include only compulsory, unrequited payments to general government. *Doing Business* departs from this definition because it measures imposed charges that affect business accounts, not government accounts. One main difference relates to labor contributions. The *Doing Business* measure includes government-mandated contributions paid by the employer to a required private pension fund or workers’ insurance fund. It includes, for example, Australia’s compulsory superannuation guarantee and workers’ compensation insurance. For the purpose of calculating the total tax and contribution rate (defined below), only taxes borne are included. For example, value added taxes (VAT) are generally excluded (provided that they are not irrecoverable) because they do not affect the accounting profits of the business—that is, they are not reflected in the income statement. They are, however, included for the purpose of the compliance measures (time and payments), as they add to the burden of complying with the tax system.

*Doing Business* uses a case scenario to measure the taxes and contributions paid by a standardized business and the complexity of an economy’s tax compliance system. This case scenario uses a set of financial statements and assumptions about the transactions made over the course of the year. In each economy

**FIGURE 8.13** What are the time, total tax and contribution rate and number of payments necessary for a local medium-size company to pay all taxes and how efficient is it for a local medium-size company to comply with postfiling processes?



**FIGURE 8.14** Paying taxes: tax compliance for a local manufacturing company



*Note:* All economies below the threshold receive the same score in the total tax and contribution rate component as the economies at the threshold. If both VAT and corporate income tax apply, the postfiling index is the simple average of the scores for each of the four components: time to comply with VAT refund, time to obtain VAT refund, time to comply with corporate income tax correction and time to complete a corporate income tax correction. If only VAT or corporate income tax applies, the postfiling index is the simple average of the scores for only the two components pertaining to the applicable tax. If neither VAT nor corporate income tax applies, the postfiling index is not included in the ranking of the ease of paying taxes.

tax experts from a number of different firms (in many economies these include PwC) compute the taxes and mandatory contributions due in their jurisdiction based on the standardized case study facts. Information is also compiled on the frequency of filing and payments, the time taken to comply with tax laws in an economy, the time taken to request and process a VAT refund claim and the time taken to comply with and complete a corporate income tax correction. To make the data comparable across economies, several assumptions about the business and the taxes and contributions are used.

### Assumptions about the business

The business:

- Is a limited liability, taxable company. If there is more than one type of

limited liability company in the economy, the limited liability form most common among domestic firms is chosen. The most common form is reported by incorporation lawyers or the statistical office.

- Started operations on January 1, 2016. At that time the company purchased all the assets shown in its balance sheet and hired all its workers.
- Operates in the economy's largest business city. For 11 economies the data are also collected for the second largest business city (table 8A.1).
- Is 100% domestically owned and has five owners, all of whom are natural persons.
- At the end of 2016, has a start-up capital of 102 times income per capita.
- Performs general industrial or commercial activities. Specifically, it produces ceramic flowerpots and sells them at retail. It does not participate in foreign trade (no import or export) and does not handle products subject to a special tax regime, for example, liquor or tobacco.
- At the beginning of 2017, owns two plots of land, one building, machinery, office equipment, computers and one truck and leases one truck.
- Does not qualify for investment incentives or any benefits apart from those related to the age or size of the company.
- Has 60 employees—4 managers, 8 assistants and 48 workers. All are nationals, and one manager is also an owner. The company pays for additional medical insurance for employees (not mandated by any law) as an additional benefit. In addition, in some economies reimbursable business travel and client entertainment expenses are considered fringe benefits. When applicable, it is assumed that the company pays the fringe benefit tax on this expense or that the benefit becomes taxable income for the employee. The case study assumes no additional salary additions for meals, transportation, education

or others. Therefore, even when such benefits are frequent, they are not added to or removed from the taxable gross salaries to arrive at the labor tax or contribution calculation.

- Has a turnover of 1,050 times income per capita.
- Makes a loss in the first year of operation.
- Has a gross margin (pretax) of 20% (that is, sales are 120% of the cost of goods sold).
- Distributes 50% of its net profits as dividends to the owners at the end of the second year.
- Sells one of its plots of land at a profit at the beginning of the second year.
- Is subject to a series of detailed assumptions on expenses and transactions to further standardize the case. For example, the owner who is also a manager spends 10% of income per capita on traveling for the company (20% of this owner's expenses are purely private, 20% are for entertaining customers, and 60% are for business travel). All financial statement variables are proportional to 2012 income per capita (this is an update from *Doing Business 2013* and previous years' reports, where the variables were proportional to 2005 income per capita). For some economies a multiple of two or three times income per capita has been used to estimate the financial statement variables.<sup>7</sup> The 2012 income per capita was not sufficient to bring the salaries of all the case study employees up to the minimum wage thresholds that exist in these economies.

### Assumptions about the taxes and contributions

- All the taxes and contributions recorded are those paid in the second year of operation (calendar year 2017). A tax or contribution is considered distinct if it has a different name or is collected by a different agency. Taxes and contributions with the same name and agency, but charged at different rates depending on the

business, are counted as the same tax or contribution.

- The number of times the company pays taxes and contributions in a year is the number of different taxes or contributions multiplied by the frequency of payment (or withholding) for each tax. The frequency of payment includes advance payments (or withholding) as well as regular payments (or withholding).

## Tax payments

The tax payments indicator reflects the total number of taxes and contributions paid, the method of payment, the frequency of payment, the frequency of filing and the number of agencies involved for the standardized case study company during the second year of operation (table 8.11). It includes taxes withheld by the company, such as sales tax, VAT and employee-borne labor taxes. These taxes are traditionally collected by the company from the consumer or employee on behalf of the tax agencies. Although they do not affect the income statements of the company, they add to the administrative burden of complying with the tax system and so are included in the tax payments measure.

The number of payments takes into account electronic filing. Where full electronic filing and payment is allowed and it is used by the majority of medium-size businesses, the tax is counted as paid once a year even if filings and payments are more frequent. For payments made through third parties, such as tax on interest paid by a financial institution or fuel tax paid by a fuel distributor, only one payment is included even if payments are more frequent.

Where two or more taxes or contributions are filed for and paid jointly using the same form, each of these joint payments is counted once. For example, if mandatory health insurance contributions and mandatory pension contributions are filed for and paid together, only one of

these contributions would be included in the number of payments.

## Time

Time is recorded in hours per year. The indicator measures the time taken to prepare, file and pay three major types of taxes and contributions: the corporate income tax, value added or sales tax, and labor taxes, including payroll taxes and social contributions. Preparation time includes the time to collect all information necessary to compute the tax payable and to calculate the amount payable. If separate accounting books must be kept for tax purposes—or separate calculations made—the time associated with these processes is included. This extra time is included only if the regular accounting work is not enough to fulfill the tax accounting requirements. Filing time includes the time to complete all necessary tax return forms and file the relevant returns at the tax authority. Payment time considers the hours needed to make the payment online or in person. Where taxes and contributions are paid in person, the time includes delays while waiting.

## Total tax and contribution rate

The total tax and contribution rate measures the amount of taxes and mandatory contributions borne by the business in the second year of operation, expressed as a share of commercial profit. *Doing Business 2019* reports the total tax and contribution rate for calendar year 2017. The total amount of taxes and contributions borne is the sum of all the different taxes and contributions payable after accounting for allowable deductions and exemptions. The taxes withheld (such as personal income tax) or collected by the company and remitted to the tax authorities (such as VAT, sales tax or goods and service tax) but not borne by the company are excluded. The taxes included can be divided into five categories: profit or corporate income tax, social contributions and labor taxes paid by the employer (for which all mandatory contributions are included,

**TABLE 8.11** What do the paying taxes indicators measure?

### Tax payments for a manufacturing company in 2017 (number per year adjusted for electronic and joint filing and payment)

Total number of taxes and contributions paid, including consumption taxes (value added tax, sales tax or goods and service tax)

Method and frequency of filing and payment

### Time required to comply with three major taxes (hours per year)

Collecting information and computing the tax payable

Completing tax return forms, filing with proper agencies

Arranging payment or withholding

Preparing separate mandatory tax accounting books, if required

### Total tax and contribution rate (% of profit before all taxes)

Profit or corporate income tax

Social contributions and labor taxes paid by the employer

Property and property transfer taxes

Dividend, capital gains and financial transactions taxes

Waste collection, vehicle, road and other taxes

### Postfiling index

Compliance time of a VAT refund process

Time to receive a VAT refund

Compliance time of correcting an error in the corporate income tax return including compliance with an audit process if applicable

Time to complete a corporate income tax correction

even if paid to a private entity such as a required pension fund), property taxes, turnover taxes and other taxes (such as municipal fees and vehicle taxes). Fuel taxes are no longer included in the total tax and contribution rate because of the difficulty of computing these taxes in a consistent way for all economies covered. The fuel tax amounts are in most cases very small, and measuring these amounts is often complicated because they depend on fuel consumption. Fuel taxes continue to be counted in the number of payments.

The total tax and contribution rate is designed to provide a comprehensive measure of the cost of all the taxes a business bears. It differs from the

statutory tax rate, which merely provides the factor to be applied to the tax base. In computing the total tax and contribution rate, the actual tax or contribution payable is divided by commercial profit. Data for Iraq are provided as an example (table 8.12).

Commercial profit is essentially net profit before all taxes and contributions borne. It differs from the conventional profit before tax, reported in financial statements. In computing profit before tax, many of the taxes borne by a firm are deductible. In computing commercial profit, these taxes are not deductible. Commercial profit therefore presents a clear picture of the actual profit of a business before any of the taxes it bears in the course of the fiscal year.

Commercial profit is computed as sales minus cost of goods sold, minus gross salaries, minus administrative expenses, minus other expenses, minus provisions, plus capital gains (from the property sale) minus interest expense, plus interest income and minus commercial depreciation. To compute the commercial depreciation, a straight-line depreciation method is applied, with the following rates: 0% for the land, 5% for the building, 10% for the machinery, 33% for the computers, 20% for the office equipment, 20% for the truck and 10% for business development expenses.

Commercial profit amounts to 59.4 times income per capita.

The methodology for calculating the total tax and contribution rate is broadly consistent with the Total Tax Contribution framework developed by PwC and the calculation within this framework for taxes borne. But while the work undertaken by PwC is usually based on data received from the largest companies in the economy, *Doing Business* focuses on a case study for a standardized medium-size company.

### Postfiling index

The postfiling index is based on four components—time to comply with VAT refund, time to obtain VAT refund, time to comply with a corporate income tax correction and time to complete a corporate income tax correction. If both VAT and corporate income tax apply, the postfiling index is the simple average of the scores for each of the four components. If only VAT or corporate income tax applies, the postfiling index is the simple average of the scores for only the two components pertaining to the applicable tax. If neither VAT nor corporate income tax applies, the postfiling index is not included in the ranking of the ease of paying taxes.

The four components include the time to comply with and complete a tax audit

when applicable (see details below). The definition of a tax audit includes any interaction between the taxpayer and the tax authority post filing of the tax return and payment of the tax liability due, including informal inquiries, formal inquiries and formal tax audits to verify whether such taxpayers have correctly assessed and reported their tax liability and fulfilled other obligations.

The indicators are based on expanded case study assumptions.

### Assumptions about the VAT refund process

- In June 2017, TaxpayerCo. makes a large capital purchase: one additional machine for manufacturing pots.
- The value of the machine is 65 times income per capita of the economy.
- Sales are equally spread per month (that is, 1,050 times income per capita divided by 12).
- Cost of goods sold are equally expensed per month (that is, 875 times income per capita divided by 12).
- The seller of the machinery is registered for VAT.
- Excess input VAT incurred in June will be fully recovered after four consecutive months if the VAT rate is the same for inputs, sales and the machine and the tax reporting period is every month.

TABLE 8.12 Computing the total tax and contribution rate for Iraq

|   | Statutory rate<br><i>r</i> (%) | Taxable base <i>b</i><br>(ID) | Actual tax payable<br><i>a</i> = <i>r</i> × <i>b</i><br>(ID) | Commercial profit* <i>c</i><br>(ID) | Total tax and<br>contribution rate<br><i>t</i> = <i>a/c</i> (%) |
|---|--------------------------------|-------------------------------|--|-------------------------------------|---|
| Corporate income tax (taxable income)                       | 15                             | 452,461,855                   | 67,869,278   | 453,188,210                         | 14.98   |
| Employer paid—Social security contributions (taxable wages) | 12                             | 511,191,307                   | 61,342,957   | 453,188,210                         | 13.54   |
| Employee paid—Social security contributions (taxable wages) | 5.00                           | 511,191,307                   |  |                                     | Not included  |
| Stamp duty on contracts                                     | Fixed fee                      | Varies                        | Small amount   |                                     | Small amount  |
| Real Estate Ownership Transfer tax                          | 0–6                            | Value of property             | 10,480,197   | 453,188,210                         | 2.31  |
| <b>Total</b>  |                                |                               | <b>139,692,432</b>   |                                     | <b>30.82</b>  |

Source: *Doing Business* database.

Note: Commercial profit is assumed to be 59.4 times income per capita. ID is Iraqi dinar.

\* Profit before all taxes borne.



- Input VAT will exceed output VAT in June 2017 (table 8.13).

### Assumptions about the corporate income tax correction process

- An error in the calculation of the income tax liability (for example, use of incorrect tax depreciation rates, or incorrectly treating an expense as tax deductible) leads to an incorrect income tax return and consequently an underpayment of corporate income tax.
- TaxpayerCo. discovered the error and voluntarily notified the tax authority of the error in the corporate income tax return.
- The value of the underpaid income tax liability is 5% of the corporate income tax liability due.
- TaxpayerCo. submits the corrected information after the deadline for submitting the annual tax return, but within the tax assessment period.

### Time to comply with VAT refund

Time is recorded in hours. The indicator has two parts:

- The process of claiming a VAT refund. Time includes: time spent by TaxpayerCo. on gathering VAT information from internal sources, including time spent on any additional analysis of accounting information and calculating the VAT refund amount; time spent by TaxpayerCo. on preparing the VAT refund claim; time spent by TaxpayerCo. preparing any additional documents that are needed to substantiate the claim for the VAT refund; time spent submitting the VAT refund claim and additional documents if that submission is done separately from the submission of the standard VAT return; time spent making representation at the tax office if required; and time spent by TaxpayerCo. completing any other mandatory activities or tasks associated with the VAT refund (table 8.13).
- The process of a VAT audit. This is captured if companies with a request

TABLE 8.13 Computing the value of the VAT input tax credit for Albania

|  | VAT rate<br><i>R</i> | Output VAT<br><i>R x Sales</i> | Input VAT<br>( <i>R x A + R x B</i> ) |
|--|----------------------|--------------------------------|---------------------------------------|
| <b>Sales =</b><br>ALL 37,398,864.84                                  | 20%                  | ALL 7,479,772.97               |                                       |
| <b>Capital purchase (A) =</b><br>ALL 27,782,013.88                   | 20%                  |                                | ALL 5,556,402.78                      |
| <b>Raw material expenses (B) =</b><br>ALL 31,165,720.70              | 20%                  |                                | ALL 6,233,144.14                      |
| <b>VAT refund</b><br>( <i>R x A + R x B</i> ) – ( <i>R x Sales</i> ) |                      |                                | ALL 4,309,773.95                      |

Source: Doing Business database.

Note: ALL is Albanian lek.

for a VAT cash refund due to a capital purchase are pooled into additional review in 50% or more of cases. Time includes: time spent by TaxpayerCo. on gathering information and preparing any documentation (information such as receipts, financial statements, pay stubs) as required by the tax auditor; time spent by TaxpayerCo. on submitting the documents requested by the auditor.

A total estimate of zero hours is recorded if the process of claiming a VAT refund is done automatically within the standard VAT return without the need to complete any additional section or part of the return, no additional documents or tasks are required as a result of the input tax credit and, in 50% or more of similar cases, the company is not subjected to an audit.

An estimate of half an hour is recorded for submission of documents if the submission is done electronically and is a matter of minutes. An estimate of zero hours is recorded in the case of a field audit if documents are submitted in person and at the taxpayer's premises.

In Kosovo, for example, taxpayers spend 27 hours complying with the process of claiming a VAT refund. Taxpayers request the VAT refund in the standard VAT return. Taxpayers spend two hours gathering information from internal sources and accounting records to calculate the

amount of the VAT refund. There is no additional time for preparing the refund claim because taxpayers indicate in the online VAT return that they want the outstanding VAT balance to be refunded. Taxpayers must also prepare and have available for review all purchase and sales invoices for the past three months, a business explanation of VAT overpayment for large purchases or investments, bank statements, any missing tax declaration and a copy of fiscal and VAT certificates. Taxpayers spend four hours preparing these additional documents. These documents are submitted electronically at the same time as the submission of the VAT return. Taxpayers must also appear in person at the tax office to explain the VAT refund claim and the reasons for the excess input VAT in the month of June. This takes three hours. Additionally, the claim for a VAT refund would trigger a full audit at the tax office. Taxpayers spend 16 hours preparing the documents requested by the auditor including purchase and sales invoices, bills, bank transactions, records on accounting software, tax returns and contracts. Taxpayers submit the documents to the auditor in person at the tax office (two hours for submission).

### Time to obtain VAT refund

Time is recorded in weeks. Time measures the total waiting time to receive a VAT refund from the moment the request has been submitted. If companies with a request for a VAT cash refund due to



a capital purchase are pooled into additional review in 50% or more of cases, time includes time to start the audit from the moment of claiming the VAT refund, time spent by TaxpayerCo. interacting with the auditor from the moment an audit begins until there are no further interactions between TaxpayerCo. and the auditor (including the various rounds of interactions between TaxpayerCo. and the auditor), time spent waiting for the tax auditor to issue the final audit decision from the moment TaxpayerCo. has submitted all relevant information and documents and there are no further interactions between TaxpayerCo. and the auditor and time spent waiting for the release of the VAT refund payment from the moment the final audit decision has been issued by the auditor.

Time also includes an average waiting time to submit the refund claim. The average waiting time to submit the refund claim is half a month if the VAT refund claim is filed monthly. The average waiting time to submit the refund claim is one month if the VAT refund claim is filed bimonthly. The average waiting time to submit the refund claim is one and a half months if the VAT refund claim is filed quarterly. The average waiting time to submit the refund claim is three months if the VAT refund claim is filed semi-annually. The average waiting time to submit the refund claim is six months if the VAT refund claim is filed annually.

Time includes the mandatory carry forward time before a VAT refund in cash can be paid. The carry forward time is zero if there is no mandatory carry forward period.

In Albania, for example, it takes 37 weeks to receive a VAT refund. The request for a VAT refund triggers an audit by the tax authorities. It takes four weeks for the tax authority to start the audit. Taxpayers spend 8.6 weeks interacting with the auditor and wait four weeks until the final assessment is issued. Taxpayers only receive the VAT refund after the audit is

completed. Taxpayers wait five weeks for the release of the VAT refund payment. In Albania the taxpayers must carry forward the VAT refund for three consecutive VAT accounting periods (three months in the case of Albania) before a refund in cash is requested. The three months (13 weeks) carry forward period is included in the total time to receive a VAT refund. The VAT return is filed monthly and thus 0.5 month (2.1 weeks) is included in the total time to receive a VAT refund.

If an economy does not have a VAT, the economy will not be scored on the two indicators for a VAT refund process—time to comply with VAT refund and time to obtain VAT refund. This is the case in Bahrain. If an economy has a VAT and the purchase of a machine is not subject to VAT, the economy will not be scored on time to comply with VAT refund and time to obtain VAT refund. This is the case in Sierra Leone. If an economy has a VAT that was introduced in calendar year 2017 and there is not sufficient data to assess the refund process, the economy will not be scored on time to comply with VAT refund and time to obtain VAT refund.

If an economy has a VAT but the ability to claim a refund is restricted to specific categories of taxpayers that do not include the case study company, the economy is assigned a score of 0 for time to comply with VAT refund and time to obtain VAT refund. In Bolivia, for example, only exporters are eligible to request a VAT refund. As a result, Bolivia receives a score of 0 for time to comply with VAT refund and time to obtain VAT refund. If an economy has a VAT and the case study company is eligible to claim a refund but cash refunds do not occur in practice, the economy is assigned a score of 0 for time to comply with VAT refund and time to obtain VAT refund. This is the case in Central African Republic. If an economy has a VAT but there is no refund mechanism in place, the economy is assigned a score of 0 for time to comply with VAT refund and

time to obtain VAT refund. This is the case in Sudan. If an economy has a VAT but input tax on a capital purchase is a cost on the business, the economy is scored 0 for time to comply with VAT refund and time to obtain VAT refund. This is the case in Myanmar.

### Time to comply with a corporate income tax correction

Time is recorded in hours. The indicator has two parts:

- The process of notifying the tax authorities of the error, amending the return and making additional payment. Time includes: time spent by TaxpayerCo. gathering information and preparing the documents required to notify the tax authorities; time spent by TaxpayerCo. in submitting the documents; and time spent by TaxpayerCo. in making the additional tax payment if the payment is done separately from the submission of the amended corporate income tax return.
- The process of complying with a corporate income tax correction. This is captured if companies that had a case of self-reporting an error in the corporate income tax return resulting in an underpayment of the corporate income tax due liability were included in the pool of companies that were exposed to additional review in 25% or more of cases. The threshold used for assessing the corporate income tax audit is lower than the threshold used in the case of the VAT cash refund. This is because the case study scenario of self-reporting an error in the corporate income tax return and resulting in an underpayment of the tax liability should only be an issue among a small sample of companies selected for a tax audit. On the contrary to the VAT cash refund, it is common that a one-time request for a VAT cash refund be exposed to a tax audit. Time includes: time spent by TaxpayerCo. on gathering information and preparing any documentation (information such as

receipts, financial statements, pay stubs) as required by the tax auditor; and time spent by TaxpayerCo. in submitting the documents requested by the auditor.

An estimate of half an hour is recorded for submission of documents or payment of the income tax liability due if the submission or payment is done electronically in several minutes. An estimate of zero hours is recorded in the case of a field audit if documents are submitted in person and at the taxpayer's premises.

In the Slovak Republic, for example, taxpayers would submit an amended corporate income tax return electronically. It takes taxpayers one hour to correct the error in the return, half an hour to submit the amended return online and half an hour to make the additional payment online. Amending a corporate income tax return per the case study scenario in the Slovak Republic would not be subject to additional review. This brings the total compliance time to two hours.

### Time to complete a corporate income tax correction

Time is recorded in weeks. Time includes the time to start an audit from the moment the tax authority has been notified of the error in the corporate income tax return, time spent by TaxpayerCo. interacting with the auditor from the moment an audit begins until there are no further interactions between TaxpayerCo. and the auditor (including the various rounds of interactions between TaxpayerCo. and the auditor), and time spent waiting for the tax auditor to issue the final tax assessment from the moment TaxpayerCo. has submitted all relevant information and documents and there are no further interactions between TaxpayerCo. and the auditor.

Time to complete a corporate income tax correction is recorded as zero if less than 25% of companies will not go through an additional review.

In Switzerland, for example, taxpayers with an amended corporate income tax return per the case study scenario are subject to a single-issue audit conducted at the taxpayer's premises. Taxpayers wait 30 days (4.28 weeks) until the tax authority starts the audit and interact for a total of four days (0.57 weeks) with the auditor and wait for four weeks until the final assessment is issued by the auditor, resulting in a total of 8.86 weeks to complete a corporate income tax correction.

If an economy does not levy corporate income tax, the economy will not be scored on the two indicators: time to comply with a corporate income tax correction and time to complete a corporate income tax correction. This is the case in Vanuatu.

An economy receives a "no practice" mark on the payments, time, total tax and contribution rate and postfiling index indicators if the economy does not levy any taxes or mandatory contributions.

## REFORMS

The paying taxes indicator set tracks changes related to the different taxes and mandatory contributions that a medium-size company must pay in a given year, the administrative burden of paying taxes and contributions and the administrative burden of complying with two postfiling processes (VAT refund, and tax audit) per calendar year. Depending on the impact on the data, certain changes are classified as reforms and listed in the summaries of *Doing Business* reforms in 2017/18 section of the report in order to acknowledge the implementation of significant changes. Reforms are divided into two types: those that make it easier to do business and those changes that make it more difficult to do business. The paying taxes indicator set uses one criterion to recognize a reform.

The aggregate gap on the overall score of the indicator set is used to assess the impact of data changes. Any data update

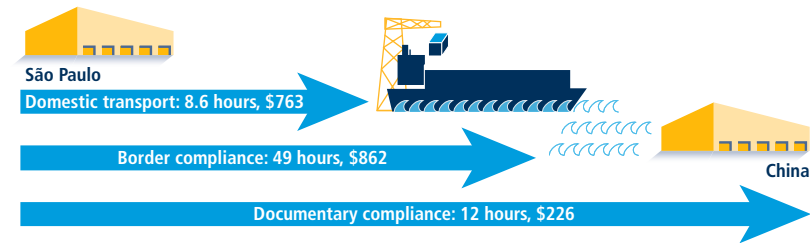
that leads to a change of 2% or more on the score gap is classified as a reform, except when the change is the result of automatic official fee indexation to a price or wage index (for more details, see the chapter on the ease of doing business score and ease of doing business ranking). For example, if the implementation of a new electronic system for filing or paying one of the three major taxes (corporate income tax, VAT, labor taxes and mandatory contributions) reduces the time or the number of payments in a way that the overall gap decreases by 2% or more, such change is classified as a reform. Alternatively, minor updates to tax rates or fixed charges or other smaller changes in the indicators that have an aggregate impact less than 2% on the gap are not classified as a reform, but their impact is still reflected on the most updated indicators for this indicator set.

*The data details on paying taxes can be found for each economy at <http://www.doingbusiness.org>. This methodology was developed by Djankov and others (2010).*

## TRADING ACROSS BORDERS

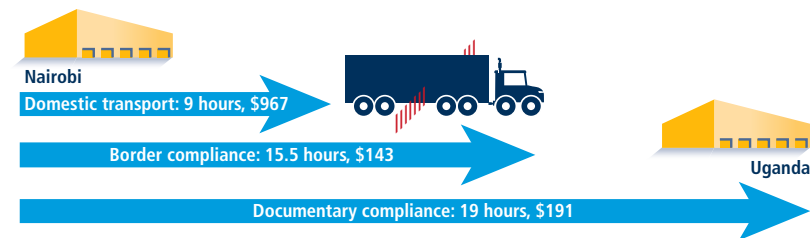
*Doing Business* records the time and cost associated with the logistical process of exporting and importing goods. *Doing Business* measures the time and cost (excluding tariffs) associated with three sets of procedures—documentary compliance, border compliance and domestic transport—within the overall process of exporting or importing a shipment of goods. Figure 8.15, using the example of Brazil (as exporter) and China (as importer), shows the process of exporting a shipment from a warehouse in the origin economy to a warehouse in an overseas trading partner through a port. Figure 8.16, using the example of Kenya (as exporter) and Uganda (as importer), shows the process of exporting a shipment from a warehouse in the origin economy to a warehouse in a regional trading partner through a land border. The ranking of economies

**FIGURE 8.15** What makes up the time and cost to export to an overseas trading partner?



Source: *Doing Business* database.

**FIGURE 8.16** What makes up the time and cost to export to a regional trading partner?



Source: *Doing Business* database.

on the ease of trading across borders is determined by sorting their scores for trading across borders. These scores are the simple average of the scores for the time and cost for documentary compliance and border compliance to export and import (figure 8.17).

Although *Doing Business* collects and publishes data on the time and cost for domestic transport, it does not use these data in calculating the score for trading across borders or the ranking on the ease of trading across borders. The main reason for this is that the time and cost for domestic transport are affected by many external factors—such as the geography and topography of the transit territory, road capacity and general infrastructure, proximity to the nearest port or border, and the location of warehouses where the traded goods are stored—and so are not directly influenced by an economy's trade policies and reforms.

The data on trading across borders are gathered through a questionnaire administered to local freight forwarders, customs brokers, port authorities and traders.

If an economy has no formal, large-scale, private sector cross-border trade taking place as a result of government restrictions, armed conflict or a natural disaster, it is considered a “no practice” economy. A “no practice” economy receives a score of 0 for all the trading across borders indicators.

**Assumptions of the case study**

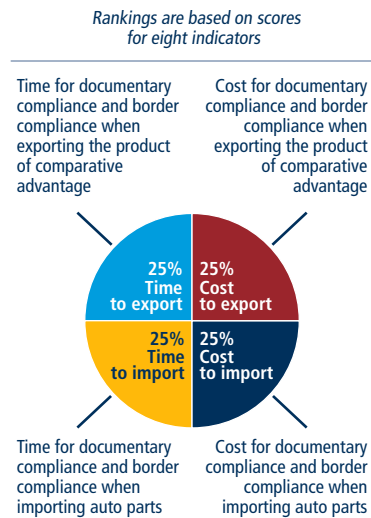
To make the data comparable across economies, several assumptions are made about the traded goods and the transactions:

- For each of the 190 economies covered by *Doing Business*, it is assumed that a shipment is located in a warehouse in the largest business city of the

exporting economy and travels to a warehouse in the largest business city of the importing economy. For 11 economies the data are also collected, under the same case study assumptions, for the second largest business city (table 8A.1).

- The import and export case studies assume different traded products. It is assumed that each economy imports a standardized shipment of 15 metric tons of containerized auto parts (HS 8708) from its natural import partner—the economy from which it imports the largest value (price times quantity) of auto parts. It is assumed that each economy exports the product of its comparative advantage (defined by the largest export value) to its natural export partner—the economy that is the largest purchaser of this product. Precious metal and gems, mineral fuels, oil products, live animals, residues and waste of foods and products as well as pharmaceuticals are excluded from the list of possible export products, however, and in these cases the second largest

**FIGURE 8.17** Trading across borders: time and cost to export and import



Note: The time and cost for domestic transport and the number of documents to export and import are measured but do not count for the rankings.

product category is considered as needed.<sup>8</sup>

- A shipment is a unit of trade. Export shipments do not necessarily need to be containerized, while import shipments of auto parts are assumed to be containerized.
- If fees are determined by the value of the shipment, the value is assumed to be \$50,000.
- The product is new, not secondhand or used merchandise.
- The exporting/importing firm hires and pays for a freight forwarder or customs broker (or both) and pays for all costs related to domestic transport, clearance and mandatory inspections by customs and other agencies, port or border handling, documentary compliance fees and the like.
- The mode of transport is the one most widely used for the chosen export or import product and the trading partner, as is the seaport or land border crossing.
- All electronic submissions of information requested by any government agency in connection with the shipment are considered to be documents obtained, prepared and submitted during the export or import process.
- A port or border is defined as a place (seaport or land border crossing) where merchandise can enter or leave an economy.
- Government agencies considered relevant are agencies such as customs, port authorities, road police, border guards, standardization agencies, ministries or departments of agriculture or industry, national security agencies, central banks and any other government authorities.

## Time

Time is measured in hours, and 1 day is 24 hours (for example, 22 days are recorded as  $22 \times 24 = 528$  hours). If customs clearance takes 7.5 hours, the data are recorded as is. Alternatively, suppose that documents are submitted to a customs agency at 8:00 a.m., are processed overnight and can be picked

up at 8:00 a.m. the next day. In this case the time for customs clearance would be recorded as 24 hours because the actual procedure took 24 hours.

## Cost

Insurance cost and informal payments for which no receipt is issued are excluded from the costs recorded. Costs are reported in U.S. dollars. Contributors are asked to convert local currency into U.S. dollars based on the exchange rate prevailing on the day they answer the questionnaire. Contributors are private sector experts in international trade logistics and are informed about exchange rates and their movements.

## Documentary compliance

Documentary compliance captures the time and cost associated with compliance with the documentary requirements of all government agencies of the origin economy, the destination economy and any transit economies (table 8.14). The aim is to measure the total burden of preparing the bundle of documents that will enable completion of the international trade for the product and partner pair assumed in the case study. As a shipment moves from Mumbai to New York City, for example, the freight forwarder must prepare and submit documents to the customs agency in India, to the

port authorities in Mumbai and to the customs agency in the United States.

The time and cost for documentary compliance include the time and cost for obtaining documents (such as time spent to get the document issued and stamped); preparing documents (such as time spent gathering information to complete the customs declaration or certificate of origin); processing documents (such as time spent waiting for the relevant authority to issue a phytosanitary certificate); presenting documents (such as time spent showing a port terminal receipt to port authorities); and submitting documents (such as time spent submitting a customs declaration to the customs agency in person or electronically).

All electronic or paper submissions of information requested by any government agency in connection with the shipment are considered to be documents obtained, prepared and submitted during the export or import process. All documents prepared by the freight forwarder or customs broker for the product and partner pair assumed in the case study are included regardless of whether they are required by law or in practice. Any documents prepared and submitted so as to get access to

**TABLE 8.14** What do the indicators on the time and cost to export and import cover?

### Documentary compliance

Obtaining, preparing and submitting documents during transport, clearance, inspections and port or border handling in origin economy

Obtaining, preparing and submitting documents required by destination economy and any transit economies

Covers all documents required by law and in practice, including electronic submissions of information

### Border compliance

Customs clearance and inspections by customs

Inspections by other agencies (if applied to more than 20% of shipments)

Port or border handling at most widely used port or border of economy

### Domestic transport

Loading and unloading of shipment at warehouse or border

Transport by most widely used mode between warehouse and border

Transport by most widely used mode between border and warehouse

Traffic delays and road police checks while shipment is en route

preferential treatment—for example, a certificate of origin—are included in the calculation of the time and cost for documentary compliance. Any documents prepared and submitted because of a perception that they ease the passage of the shipment are also included (for example, freight forwarders may prepare a packing list because in their experience this reduces the probability of physical or other intrusive inspections).

In addition, any documents that are mandatory for exporting or importing are included in the calculation of time and cost. Documents that need to be obtained only once are not counted, however. And *Doing Business* does not include documents needed to produce and sell in the domestic market—such as certificates of third-party safety standards testing that may be required to sell toys domestically—unless a government agency needs to see these documents during the export process.

### Border compliance

Border compliance captures the time and cost associated with compliance with the economy's customs regulations and with regulations relating to other inspections that are mandatory in order for the shipment to cross the economy's border, as well as the time and cost for handling that takes place at its port or border. The time and cost for this segment include time and cost for customs clearance and inspection procedures conducted by other agencies. For example, the time and cost for conducting a phytosanitary inspection would be included here.

The computation of border compliance time and cost depends on where the border compliance procedures take place, who requires and conducts the procedures and what is the probability that inspections will be conducted. If all customs clearance and other inspections take place at the port or border at the same time, the time estimate for border compliance takes this simultaneity into account. It is entirely possible that the

border compliance time and cost could be negligible or zero, as in the case of trade between members of the European Union or other customs unions.

If some or all customs or other inspections take place at other locations, the time and cost for these procedures are added to the time and cost for those that take place at the port or border. In Kazakhstan, for example, all customs clearance and inspections take place at a customs post in Almaty that is not at the land border between Kazakhstan and China. In this case border compliance time is the sum of the time spent at the terminal in Almaty and the handling time at the border.

*Doing Business* asks contributors to estimate the time and cost for clearance and inspections by customs agencies—defined as documentary and physical inspections for the purpose of calculating duties by verifying product classification, confirming quantity, determining origin and checking the veracity of other information on the customs declaration. (This category includes all inspections aimed at preventing smuggling.) These are clearance and inspection procedures that take place in the majority of cases and thus are considered the “standard” case. The time and cost estimates capture the efficiency of the customs agency of the economy.

*Doing Business* also asks contributors to estimate the total time and cost for clearance and inspections by customs and all other agencies for the specified product. These estimates account for inspections related to health, safety, phytosanitary standards, conformity and the like, and thus capture the efficiency of agencies that require and conduct these additional inspections.

If inspections by agencies other than customs are conducted in 20% or fewer cases, the border compliance time and cost measures take into account only clearance and inspections by customs

(the standard case). If inspections by other agencies take place in more than 20% of cases, the time and cost measures account for clearance and inspections by all agencies. Different types of inspections may take place with different probabilities—for example, scanning may take place in 100% of cases while physical inspection occurs in 5% of cases. In situations like this, *Doing Business* would count the time only for scanning because it happens in more than 20% of cases while physical inspection does not. The border compliance time and cost for an economy do not include the time and cost for compliance with the regulations of any other economy.

### Domestic transport

Domestic transport captures the time and cost associated with transporting the shipment from a warehouse in the largest business city of the economy to the most widely used seaport or land border of the economy. For 11 economies the data are also collected for the second largest business city (table 8A.1). This set of procedures captures the time for (and cost of) the actual transport; any traffic delays and road police checks; as well as time spent on loading or unloading at the warehouse or border. For a coastal economy with an overseas trading partner, domestic transport captures the time and cost from the loading of the shipment at the warehouse until the shipment reaches the economy's port (figure 8.15). For an economy trading through a land border, domestic transport captures the time and cost from the loading of the shipment at the warehouse until the shipment reaches the economy's land border (figure 8.16).

The time and cost estimates are based on the most widely used mode of transport (truck, train) and the most widely used route (road, border posts) as reported by contributors. The time and cost estimates are based on the mode and route chosen by the majority of contributors. For the 11 economies for which data are collected for both the

largest and the second largest business city, *Doing Business* allows the most widely used route and the most widely used mode of transport to be different for the two cities. For example, shipments from Delhi are transported by train to Mundra port for export, while shipments from Mumbai travel by truck to Nhava Sheva port to be exported.

In the export case study, as noted, *Doing Business* does not assume a containerized shipment, and time and cost estimates may be based on the transport of 15 tons of noncontainerized products. In the import case study auto parts are assumed to be containerized. In the cases where cargo is containerized, the time and cost for transport and other procedures are based on a shipment consisting of homogeneous cargo belonging to a single Harmonized System (HS) classification code. This assumption is particularly important for inspections, because shipments of homogeneous products are often subject to fewer and shorter inspections than shipments of products belonging to various HS codes.

In some cases the shipment travels from the warehouse to a customs post or terminal for clearance or inspections and then travels onward to the port or border. In these cases the domestic transport time is the sum of the time for both transport segments. The time and cost for clearance or inspections are included in the measures for border compliance, however, not in those for domestic transport.

## REFORMS

The trading across borders indicator set records the time and cost associated with the logistical process of exporting and importing goods every year. Depending on the impact on the data, certain changes are classified as reforms and listed in the summaries of *Doing Business* reforms in 2017/18 section of the report in order to acknowledge the implementation of significant changes. Reforms are divided into two types:

those that make it easier to do business and those changes that make it more difficult to do business. The trading across borders indicator set uses a standard criterion to recognize a reform.

The aggregate gap on the overall score of the indicator set is used to assess the impact of data changes. Any data update that leads to a change of 2% or more on the score gap is classified as a reform, except when the change is the result of automatic official fee indexation to a price or wage index (for more details, see the chapter on the ease of doing business score and ease of doing business ranking). For example, if the implementation of a single window system reduces time or cost in a way that the overall gap decreases by 2% or more, such change is classified as a reform. Minor fee updates or other small changes on the indicators that have an aggregate impact of less than 2% on the gap are not classified as a reform, yet, but their impact is still reflected on the most updated indicators for this indicator set.

*The data details on trading across borders can be found for each economy at <http://www.doingbusiness.org>. This methodology was initially developed by Djankov and others (2008) and was revised in 2015.*

## ENFORCING CONTRACTS

*Doing Business* measures the time and cost for resolving a commercial dispute through a local first-instance court (table 8.15) and the quality of judicial processes index, evaluating whether each economy has adopted a series of good practices that promote quality and efficiency in the court system. The data are collected through study of the codes of civil procedure and other court regulations as well as questionnaires completed by local litigation lawyers and judges. The ranking of economies on the ease of enforcing contracts is determined by sorting their scores for enforcing contracts. These scores are the simple

**TABLE 8.15** What do the indicators on the efficiency of resolving a commercial dispute measure?

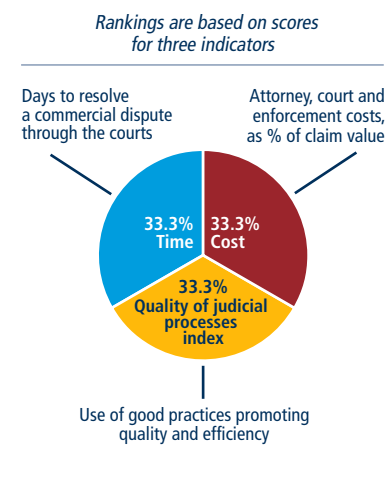
| Time required to enforce a contract through the courts (calendar days)    |
|---|
| Time to file and serve the case   |
| Time for trial and to obtain the judgment                                 |
| Time to enforce the judgment  |
| Cost required to enforce a contract through the courts (% of claim value) |
| Average attorney fees   |
| Court costs   |
| Enforcement costs   |

average of the scores for each of the component indicators (figure 8.18).

## EFFICIENCY OF RESOLVING A COMMERCIAL DISPUTE

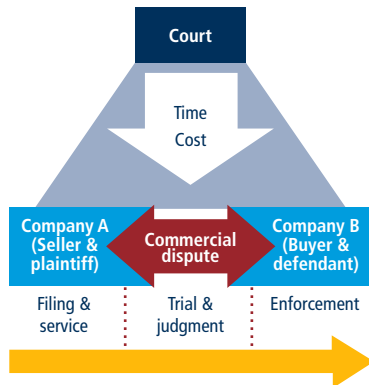
The data on time and cost are built by following the step-by-step evolution of a commercial sale dispute (figure 8.19). The data are collected for a specific court for each city covered, under the assumptions about the case described below. The “competent court” is the one with jurisdiction over disputes worth 200% of income per capita or \$5,000, whichever is greater. Whenever more than one court has original jurisdiction over a case comparable to the standardized case study, the data are collected based

**FIGURE 8.18** Enforcing contracts: efficiency and quality of commercial dispute resolution





**FIGURE 8.19** What are the time and cost to resolve a commercial dispute through a local first-instance court?



on the court that would be used by litigants in the majority of cases. The name of the relevant court in each economy is published on the *Doing Business* website at <http://www.doingbusiness.org/data/exploretopics/enforcing-contracts>. For the 11 economies for which the data are also collected for the second largest business city, the name of the relevant court in that city is given as well.

### Assumptions about the case

- The value of the claim is equal to 200% of the economy's income per capita or \$5,000, whichever is greater.
- The dispute concerns a lawful transaction between two businesses (Seller and Buyer), both located in the economy's largest business city. For 11 economies the data are also collected for the second largest business city (table 8A.1). Pursuant to a contract between the businesses, Seller sells some custom-made furniture to Buyer worth 200% of the economy's income per capita or \$5,000, whichever is greater. After Seller delivers the goods to Buyer, Buyer refuses to pay the contract price, alleging that the goods are not of adequate quality. Because they were custom-made, Seller is unable to sell them to anyone else.
- Seller (the plaintiff) sues Buyer (the defendant) to recover the amount under the sales agreement. The dispute is brought before the court located in the economy's largest business city with jurisdiction over commercial cases worth 200% of income per capita or \$5,000, whichever is greater. As noted, for 11 economies the data are also collected for the second largest business city.
- At the outset of the dispute, Seller decides to attach Buyer's movable assets (for example, office equipment and vehicles) because Seller fears that Buyer may hide its assets or otherwise become insolvent.
- The claim is disputed on the merits because of Buyer's allegation that the quality of the goods was not adequate. Because the court cannot decide the case on the basis of documentary evidence or legal title alone, an expert opinion is given on the quality of the goods. If it is standard practice in the economy for each party to call its own expert witness, the parties each call one expert witness. If it is standard practice for the judge to appoint an independent expert, the judge does so. In this case the judge does not allow opposing expert testimony.
- Following the expert opinion, the judge decides that the goods delivered by Seller were of adequate quality and that Buyer must pay the contract price. The judge thus renders a final judgment that is 100% in favor of Seller.
- Buyer does not appeal the judgment. Seller decides to start enforcing the judgment as soon as the time allocated by law for appeal lapses.
- Seller takes all required steps for prompt enforcement of the judgment. The money is successfully collected through a public sale of Buyer's movable assets (for example, office equipment and vehicles). It is assumed that Buyer does not have any money on her/his bank account, making it impossible for the judgment to be enforced through a seizure of the Buyer's accounts.

### Time

Time is recorded in calendar days, counted from the moment Seller decides to file the lawsuit in court until payment. This includes both the days when actions take place and the waiting periods in between. The average duration of the following three different stages of dispute resolution is recorded: (i) filing and service; (ii) trial and judgment; and (iii) enforcement. Time is recorded considering the case study assumptions detailed above and only as applicable to the competent court. Time is recorded in practice, regardless of time limits set by law if such time limits are not respected in the majority of cases.

The filing and service phase includes:

- The time for Seller to try and obtain payment out of court through a non-litigious demand letter, including the time to prepare the letter and the deadline that would be provided to Buyer to comply.
- The time necessary for a local lawyer to write the initial complaint and gather all supporting documents needed for filing, including authenticating or notarizing them, if required.
- The time necessary to file the complaint at the court.
- The time necessary for Buyer to be served, including the processing time at the court and the waiting periods between unsuccessful attempts if more than one attempt is usually required.

The trial and judgment phase includes:

- The time between the moment the case is served on Buyer and the moment a pre-trial conference is held, if such pre-trial conference is part of the case management techniques used by the competent court.
- The time between the pre-trial conference and the first hearing, if a pre-trial conference is part of the case management techniques used by the competent court. If not, the time between the moment the case is



served on Buyer and the moment the first hearing is held.

- The time to conduct all trial activities, including exchanges of briefs and evidence, multiple hearings, waiting times in between hearings and obtaining an expert opinion.
- The time necessary for the judge to issue a written final judgment once the evidence period has closed.
- The time limit for appeal.

The enforcement phase includes:

- The time it takes to obtain an enforceable copy of the judgment and contact the relevant enforcement office.
- The time it takes to locate, identify, seize and transport the losing party's movable assets (including the time necessary to obtain an order from the court to attach and seize the assets, if applicable).
- The time it takes to advertise, organize and hold the auction. If more than one auction would usually be required to fully recover the value of claim in a case comparable to the standardized case study, then the time between multiple auction attempts is recorded.
- The time it takes for the winning party to fully recover the value of the claim once the auction is successfully completed.

## Cost

Cost is recorded as a percentage of the claim value, assumed to be equivalent to 200% of income per capita or \$5,000, whichever is greater. Three types of costs are recorded: average attorney fees, court costs and enforcement costs.

Average attorney fees are the fees that Seller (plaintiff) must advance to a local attorney to represent Seller in the standardized case, regardless of final reimbursement. Court costs include all costs that Seller (plaintiff) must advance to the court, regardless of the final cost borne by Seller. Court

costs include the fees that the parties must pay to obtain an expert opinion, regardless of whether they are paid to the court or to the expert directly. Enforcement costs are all costs that Seller (plaintiff) must advance to enforce the judgment through a public sale of Buyer's movable assets, regardless of the final cost borne by Seller. Bribes are not taken into account.

## QUALITY OF JUDICIAL PROCESSES

The quality of judicial processes index measures whether each economy has adopted a series of good practices in its court system in four areas: court structure and proceedings, case management, court automation and alternative dispute resolution (table 8.16).

### Court structure and proceedings index

The court structure and proceedings index has five components:

- Whether a specialized commercial court, section or division dedicated solely to hearing commercial cases is in place. A score of 1.5 is assigned if yes; 0 if no.
- Whether a small claims court and/or a fast-track procedure for small claims is in place. A score of 1 is assigned if such a court or procedure is in place, it is applicable to all civil cases and the law sets a cap on the value of cases that can be handled through this court or procedure. The point is assigned only if this court applies a simplified procedure or if the procedure for small claims is simplified. An additional score of 0.5 is assigned if parties can represent themselves before this court or during this procedure. If no small claims court or fast-track procedure is in place, a score of 0 is assigned.
- Whether plaintiffs can obtain pretrial attachment of the defendant's movable assets if they fear the assets may be moved out of the jurisdiction or otherwise dissipated. A score of 1 is assigned if yes; 0 if no.

**TABLE 8.16** What does the quality of judicial processes index measure?

#### Court structure and proceedings index (-1–5)

Availability of specialized commercial court, division or section (0–1.5)

Availability of small claims court and/or simplified procedure for small claims (0–1.5)

Availability of pretrial attachment (0–1)

Criteria used to assign cases to judges (0–1)

Evidentiary weight of woman's testimony (-1–0)

#### Case management index (0–6)

Regulations setting time standards for key court events (0–1)

Regulations on adjournments and continuances (0–1)

Availability of performance measurement reports (0–1)

Availability of pretrial conference (0–1)

Availability of electronic case management system for judges (0–1)

Availability of electronic case management system for lawyers (0–1)

#### Court automation index (0–4)

Ability to file initial complaint electronically (0–1)

Ability to serve initial complaint electronically (0–1)

Ability to pay court fees electronically (0–1)

Publication of judgments (0–1)

#### Alternative dispute resolution index (0–3)

Arbitration (0–1.5)

Voluntary mediation and/or conciliation (0–1.5)

#### Quality of judicial processes index (0–18)

Sum of the court structure and proceedings, case management, court automation and alternative dispute resolution indices

- Whether cases are assigned randomly and automatically to judges throughout the competent court. A score of 1 is assigned if the assignment of cases is random and automated; 0.5 if it is random but not automated; 0 if it is neither random nor automated.
- Whether a woman's testimony carries the same evidentiary weight in court as a man's. A score of -1 is assigned if the law differentiates between the evidentiary value of a woman's testimony and that of a man in any type of civil case, including family cases; 0 if it does not.

The index ranges from -1 to 5, with higher values indicating a more sophisticated and streamlined court structure. In Bosnia and Herzegovina, for example, a specialized commercial court is in place (a score of 1.5), and small claims can be resolved through a dedicated division in which self-representation is allowed (a score of 1.5). Plaintiffs can obtain pretrial attachment of the defendant's movable assets if they fear dissipation during trial (a score of 1). Cases are assigned randomly through an electronic case management system (a score of 1). A woman's testimony carries the same evidentiary weight in court as a man's (a score of 0). Adding these numbers gives Bosnia and Herzegovina a score of 5 on the court structure and proceedings index.

### Case management index

The case management index has six components:

- Whether any of the applicable laws or regulations on civil procedure contain time standards for at least three of the following key court events: (i) service of process; (ii) first hearing; (iii) filing of the statement of defense; (iv) completion of the evidence period; (v) filing of testimony by expert; and (vi) submission of the final judgment. A score of 1 is assigned if such time standards are available and respected in more than 50% of cases; 0.5 if they are available but not respected in more than 50% of cases; 0 if there are time standards for less than three of these key court events or for none.
- Whether there are any laws regulating the maximum number of adjournments or continuances that can be granted, whether adjournments are limited by law to unforeseen and exceptional circumstances and whether these rules are respected in more than 50% of cases. A score of 1 is assigned if all three conditions are met; 0.5 if only two of the three conditions are met; 0 if only one of the conditions is met or if none are.
- Whether there are any publicly available performance measurement reports about the competent court to monitor the court's performance, to track the progress of cases through the court and to ensure compliance with established time standards. A score of 1 is assigned if at least two of the following four reports are made publicly available: (i) time to disposition report (measuring the time the court takes to dispose/adjudicate its cases); (ii) clearance rate report (measuring the number of cases resolved versus the number of incoming cases); (iii) age of pending cases report (providing a snapshot of all pending cases according to case type, case age, last action held and next action scheduled); and (iv) single case progress report (providing a snapshot of the status of one single case). A score of 0 is assigned if only one of these reports is available or if none are.
- Whether a pretrial conference is among the case management techniques used in practice before the competent court and at least three of the following issues are discussed during the pretrial conference: (i) scheduling (including the time frame for filing motions and other documents with the court); (ii) case complexity and projected length of trial; (iii) possibility of settlement or alternative dispute resolution; (iv) exchange of witness lists; (v) evidence; (vi) jurisdiction and other procedural issues; and (vii) narrowing down of contentious issues. A score of 1 is assigned if a pretrial conference in which at least three of these events are discussed is held within the competent court; 0 if not.
- Whether judges within the competent court can use an electronic case management system for at least four of the following purposes: (i) to access laws, regulations and case law; (ii) to automatically generate a hearing schedule for all cases on their docket; (iii) to send notifications (for example, e-mails) to lawyers; (iv) to track the status of a case on their docket; (v) to view and manage case documents (briefs, motions); (vi) to assist in writing judgments; (vii) to semiautomatically generate court orders; and (viii) to view court orders and judgments in a particular case. A score of 1 is assigned if an electronic case management system is available that judges can use for at least four of these purposes; 0 if not.
- Whether lawyers can use an electronic case management system for at least four of the following purposes: (i) to access laws, regulations and case law; (ii) to access forms to be submitted to the court; (iii) to receive notifications (for example, e-mails); (iv) to track the status of a case; (v) to view and manage case documents (briefs, motions); (vi) to file briefs and documents with the court; and (vii) to view court orders and decisions in a particular case. A score of 1 is assigned if an electronic case management system that lawyers can use for at least four of these purposes is available; 0 if not.

The index ranges from 0 to 6, with higher values indicating a more qualitative and efficient case management system. In Australia, for example, time standards for at least three key court events are established in applicable civil procedure instruments and are respected in more than 50% of cases (a score of 1). The law stipulates that adjournments can be granted only for unforeseen and exceptional circumstances and this rule is respected in more than 50% of cases (a score of 0.5). A time to disposition report, a clearance rate report and an age of pending cases report can be generated about the competent court (a score of 1). A pretrial conference is among the case management techniques used before the District Court of New South Wales (a score of 1). An electronic case management system satisfying the criteria outlined above is available to judges (a score of 1) and to lawyers (a score of 1). Adding these

numbers gives Australia a score of 5.5 on the case management index, the highest score attained by any economy on this index.

### Court automation index

The court automation index has four components:

- Whether the initial complaint can be filed electronically through a dedicated platform (not e-mail or fax) within the competent court. A score of 1 is assigned if such a platform is available and litigants are not required to follow up with a hard copy of the complaint; 0 if not. Electronic filing is acknowledged regardless of the percentage of users, as long as no additional in-person interactions are required, and local experts have used it enough to be able to confirm that it is fully functional.
- Whether the initial complaint can be served on the defendant electronically, through a dedicated system or by e-mail, fax or short message service (SMS), for cases filed before the competent court. A score of 1 is assigned if electronic service is available and no further service of process is required; 0 if not. Electronic service is acknowledged regardless of the percentage of users, as long as no additional in-person interactions are required, and local experts have used it enough to be able to confirm that it is fully functional.
- Whether court fees can be paid electronically for cases filed before the competent court, either through a dedicated platform or through online banking. A score of 1 is assigned if fees can be paid electronically and litigants are not required to follow-up with a hard copy of the receipt or produce a stamped copy of the receipt; 0 if not. Electronic payment is acknowledged regardless of the percentage of users, as long as no additional in-person interactions are required, and local experts have used it enough to be able to confirm that it is fully functional.

- Whether judgments rendered by local courts are made available to the general public through publication in official gazettes, in newspapers or on the internet. A score of 1 is assigned if judgments rendered in commercial cases at all levels are made available to the general public; 0.5 if only judgments rendered at the appeal and supreme court level are made available to the general public; 0 in all other instances. No points are awarded if judgments need to be individually requested from the court, or if the case number or parties' details are required in order to obtain a copy of a judgment.

The index ranges from 0 to 4, with higher values indicating a more automated, efficient and transparent court system. In Estonia, for example, the initial summons can be filed online (a score of 1), it can be served on the defendant electronically (a score of 1), and court fees can be paid electronically as well (a score of 1). In addition, judgments in commercial cases at all levels are made publicly available through the internet (a score of 1). Adding these numbers gives Estonia a score of 4 on the court automation index.

### Alternative dispute resolution index

The alternative dispute resolution index has six components:

- Whether domestic commercial arbitration is governed by a consolidated law or consolidated chapter or section of the applicable code of civil procedure encompassing substantially all its aspects. A score of 0.5 is assigned if yes; 0 if no.
- Whether commercial disputes of all kinds—aside from those dealing with public order, public policy, bankruptcy, consumer rights, employment issues or intellectual property—can be submitted to arbitration. A score of 0.5 is assigned if yes; 0 if no.
- Whether valid arbitration clauses or agreements are enforced by local

courts in more than 50% of cases. A score of 0.5 is assigned if yes; 0 if no.

- Whether voluntary mediation, conciliation or both are a recognized way of resolving commercial disputes. A score of 0.5 is assigned if yes; 0 if no.
- Whether voluntary mediation, conciliation or both are governed by a consolidated law or consolidated chapter or section of the applicable code of civil procedure encompassing substantially all their aspects. A score of 0.5 is assigned if yes; 0 if no.
- Whether there are any financial incentives for parties to attempt mediation or conciliation (for example, if mediation or conciliation is successful, a refund of court filing fees, an income tax credit or the like). A score of 0.5 is assigned if yes; 0 if no.

The index ranges from 0 to 3, with higher values associated with greater availability of alternative dispute resolution mechanisms. In Israel, for example, arbitration is regulated through a dedicated statute (a score of 0.5), all relevant commercial disputes can be submitted to arbitration (a score of 0.5), and valid arbitration clauses are usually enforced by the courts (a score of 0.5). Voluntary mediation is a recognized way of resolving commercial disputes (a score of 0.5), it is regulated through a dedicated statute (a score of 0.5), and part of the filing fees is reimbursed if the process is successful (a score of 0.5). Adding these numbers gives Israel a score of 3 on the alternative dispute resolution index.

### Quality of judicial processes index

The quality of judicial processes index is the sum of the scores on the court structure and proceedings, case management, court automation and alternative dispute resolution indices. The index ranges from 0 to 18, with higher values indicating better and more efficient judicial processes.

## REFORMS

The enforcing contracts indicator set tracks changes related to the efficiency and quality of commercial dispute resolution systems every year. Depending on the impact on the data, certain changes are classified as reforms and listed in the summaries of *Doing Business* reforms in 2017/18 section of the report. Reforms are divided into two types: those that make it easier to do business and those changes that make it more difficult to do business. The enforcing contracts indicator set uses three criteria to recognize a reform.

First, changes in laws and regulations that have any impact on the economy's score on the quality of judicial processes index are classified as reforms. Examples of reforms impacting the quality of judicial processes index include measures to introduce electronic filing of the initial complaint, the creation of a commercial court or division, or the introduction of dedicated systems to resolve small claims. Changes affecting the quality of judicial processes index can be different in magnitude and scope and still be considered a reform. For example, implementing a new electronic case management system for the use of judges and lawyers represents a reform with a 2-point increase in the index, while introducing incentives for the parties to use mediation represents a reform with a 0.5-point increase in the index.

Second, changes that have an impact on the time and cost to resolve a dispute may also be classified as reforms depending on the magnitude of the changes. According to the enforcing contracts methodology, any updates in legislation leading to a change of 2% or more on the score gap, except when the change is the result of automatic official fee indexation to a price or wage index (for more details, see the chapter on the ease of doing business score and ease of doing business ranking) of the time and cost indicators is classified as a reform. Changes with lower impact are not classified as reforms, but they

are still reflected on the most updated indicators data.

Third, legislative changes of exceptional magnitude such as sizeable revisions of the applicable civil procedure, or enforcement laws, that are anticipated to have a significant impact on time and cost in the future.

*The data details on enforcing contracts can be found for each economy at <http://www.doingbusiness.org>. This methodology was initially developed by Djankov and others (2003) and is adopted here with several changes. The quality of judicial processes index was introduced in Doing Business 2016. The good practices tested in this index were developed on the basis of internationally recognized good practices promoting judicial efficiency.*

## RESOLVING INSOLVENCY

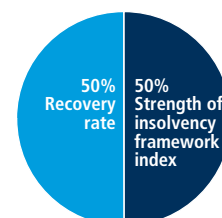
*Doing Business* studies the time, cost and outcome of insolvency proceedings involving domestic entities as well as the strength of the legal framework applicable to judicial liquidation and reorganization proceedings. The data for the resolving insolvency indicators are derived from questionnaire responses by local insolvency practitioners and verified through a study of laws and regulations as well as public information on insolvency systems. The ranking of economies on the ease of resolving insolvency is determined by sorting their scores for resolving insolvency. These scores are the simple average of the scores for the recovery rate and the strength of insolvency framework index (figure 8.20).

## RECOVERY OF DEBT IN INSOLVENCY

The recovery rate is calculated based on the time, cost and outcome of insolvency proceedings in each economy. To make the data on the time, cost and outcome of insolvency proceedings comparable across economies, several assumptions about the business and the case are used.

**FIGURE 8.20** Resolving insolvency: recovery rate and strength of insolvency framework

*Rankings are based on scores for two indicators*



## Assumptions about the business

The business:

- Is a limited liability company.
- Operates in the economy's largest business city. For 11 economies the data are also collected for the second largest business city (table 8A.1).
- Is 100% domestically owned, with the founder, who is also chairperson of the supervisory board, owning 51% (no other shareholder holds more than 5% of shares).
- Has downtown real estate, where it runs a hotel, as its major asset.
- Has a professional general manager.
- Has 201 employees and 50 suppliers, each of which is owed money for the last delivery.
- Has a 10-year loan agreement with a domestic bank secured by a mortgage over the hotel's real estate property. A universal business charge (an enterprise charge) is also assumed in economies where such collateral is recognized. If the laws of the economy do not specifically provide for an enterprise charge but contracts commonly use some other provision to that effect, this provision is specified in the loan agreement.
- Has observed the payment schedule and all other conditions of the loan up to now.
- Has a market value, operating as a going concern, of 100 times income per capita or \$200,000, whichever is greater. The market value of the

company's assets, if sold piecemeal, is 70% of the market value of the business.

### Assumptions about the case

The business is experiencing liquidity problems. The company's loss in 2017 reduced its net worth to a negative figure. It is January 1, 2018. There is no cash to pay the bank interest or principal in full, due the next day, January 2. The business will therefore default on its loan. Management believes that losses will be incurred in 2018 and 2019 as well. But it expects 2018 cash flow to cover all operating expenses, including supplier payments, salaries, maintenance costs and taxes, though not principal or interest payments to the bank.

The amount outstanding under the loan agreement is exactly equal to the market value of the hotel business and represents 74% of the company's total debt. The other 26% of its debt is held by unsecured creditors (suppliers, employees, tax authorities).

The company has too many creditors to negotiate an informal out-of-court workout. The following options are available: a judicial procedure aimed at the rehabilitation or reorganization of the company to permit its continued operation; a judicial procedure aimed at the liquidation or winding-up of the company; or a judicial debt enforcement procedure (foreclosure or receivership) against the company.

### Assumptions about the parties

The bank wants to recover as much as possible of its loan, as quickly and cheaply as possible. The unsecured creditors will do everything permitted under the applicable laws to avoid a piecemeal sale of the assets. The majority shareholder wants to keep the company operating and under her/his control. Management wants to keep the company operating and preserve its employees' jobs. All the parties are local entities or citizens; no foreign parties are involved.

### Time

Time for creditors to recover their credit is recorded in calendar years (table 8.17). The period of time measured by *Doing Business* is from the company's default until the payment of some or all of the money owed to the bank. Potential delay tactics by the parties, such as the filing of dilatory appeals or requests for extension, are taken into consideration.

### Cost

The cost of the proceedings is recorded as a percentage of the value of the debtor's estate. The cost is calculated on the basis of questionnaire responses and includes court fees and government levies; fees of insolvency administrators, auctioneers, assessors and lawyers; and all other fees and costs.

### Outcome

Recovery by creditors depends on whether the hotel business emerges from the proceedings as a going concern or the company's assets are sold piecemeal. If the business continues operating, 100% of the hotel value is preserved. If the assets are sold piecemeal, the maximum amount that can be recovered is 70% of the value of the hotel.

### Recovery rate

The recovery rate is recorded as cents on the dollar recovered by secured creditors through judicial reorganization, liquidation or debt enforcement (foreclosure or receivership) proceedings (figure 8.21). The calculation takes into account the outcome: whether the business emerges from the proceedings as a going concern or the assets are sold piecemeal. Then the costs of the proceedings are deducted (1 cent for each percentage point of the value of the debtor's estate). Finally, the value lost as a result of the time the money remains tied up in insolvency proceedings is taken into account, including the loss of value due to depreciation of the hotel furniture. Consistent with international accounting practice, the annual depreciation rate

**TABLE 8.17** What do the indicators on debt recovery in insolvency measure?

| Time required to recover debt (years)  |
|--|
| Measured in calendar years   |
| Appeals and requests for extension are included  |
| Cost required to recover debt (% of debtor's estate)   |
| Measured as percentage of estate value   |
| Court fees   |
| Fees of insolvency administrators  |
| Lawyers' fees  |
| Assessors' and auctioneers' fees   |
| Other related fees   |
| Outcome  |
| Whether the business continues operating as a going concern or whether its assets are sold piecemeal |
| Recovery rate for secured creditors (cents on the dollar)  |
| Measures the cents on the dollar recovered by secured creditors                                      |
| Present value of debt recovered  |
| Official costs of the insolvency proceedings are deducted  |
| Depreciation of furniture is taken into account  |
| Outcome for the business (survival or not) affects the maximum value that can be recovered           |

for furniture is taken to be 20%. The furniture is assumed to account for a quarter of the total value of assets. The recovery rate is the present value of the remaining proceeds, based on end-2017 lending rates from the International Monetary Fund's *International Financial Statistics*, supplemented with data from central banks and the Economist Intelligence Unit.

If an economy had zero completed cases a year over the past five years involving a judicial reorganization, judicial liquidation or debt enforcement procedure (foreclosure or receivership), the economy receives a "no practice" mark on the time, cost and outcome indicators. This means that creditors are unlikely to recover their money through a formal legal process. The recovery rate for "no practice" economies is zero. In addition, a "no practice" economy receives a score of 0 on the strength

**FIGURE 8.21** Recovery rate is a function of the time, cost and outcome of insolvency proceedings against a local company



of insolvency framework index even if its legal framework includes provisions related to insolvency proceedings (liquidation or reorganization).

### STRENGTH OF INSOLVENCY FRAMEWORK

The strength of insolvency framework index is based on four other indices: commencement of proceedings index, management of debtor's assets index, reorganization proceedings index and creditor participation index (figure 8.22; table 8.18).

#### Commencement of proceedings index

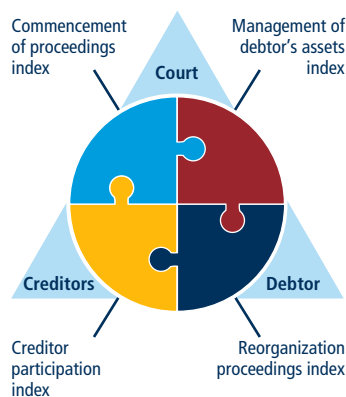
The commencement of proceedings index has three components:

- Whether debtors can initiate both liquidation and reorganization proceedings. A score of 1 is

assigned if debtors can initiate both types of proceedings; 0.5 if they can initiate only one of these types (either liquidation or reorganization); 0 if they cannot initiate insolvency proceedings.

- Whether creditors can initiate both liquidation and reorganization proceedings. A score of 1 is assigned if creditors can initiate both types of proceedings; 0.5 if they can initiate only one of these types (either liquidation or reorganization); 0 if they cannot initiate insolvency proceedings.
- What standard is used for commencement of insolvency proceedings. A score of 1 is assigned if a liquidity test (the debtor is generally unable to pay its debts as they mature) is used; 0.5 if the balance sheet test (the liabilities of the debtor exceed its assets) is used; 1 if both the liquidity and balance sheet tests are available but only one is required to initiate insolvency proceedings; 0.5 if both tests are required; 0 if a different test is used.

**FIGURE 8.22** Strength of insolvency framework index measures the quality of insolvency laws that govern relations between debtors, creditors and the court



The index ranges from 0 to 3, with higher values indicating greater access to insolvency proceedings. In Bulgaria, for example, debtors can initiate both liquidation and reorganization proceedings (a score of 1), but creditors can initiate only liquidation proceedings (a score of 0.5). Either the liquidity test or the balance sheet test can be used to commence insolvency proceedings (a score of 1). Adding these numbers gives Bulgaria a score of 2.5 on the commencement of proceedings index.

### Management of debtor's assets index

The management of debtor's assets index has six components:

- Whether the debtor (or an insolvency representative on its behalf) can continue performing contracts essential to the debtor's survival. A score of 1 is assigned if yes; 0 if continuation of contracts is not possible or if the law contains no provisions on this subject.
- Whether the debtor (or an insolvency representative on its behalf) can reject overly burdensome contracts. A score of 1 is assigned if yes; 0 if rejection of contracts is not possible or if the law contains no provisions on this subject.
- Whether transactions entered into before commencement of insolvency proceedings that give preference to one or several creditors can be avoided after proceedings are initiated. A score of 1 is assigned if yes; 0 if avoidance of such transactions is not possible or if the law contains no provisions on this subject.
- Whether undervalued transactions entered into before commencement of insolvency proceedings can be avoided after proceedings are initiated. A score of 1 is assigned if yes; 0 if avoidance of such transactions is not possible or if the law contains no provisions on this subject.
- Whether the insolvency framework includes specific provisions that allow the debtor (or an insolvency representative on its behalf), after commencement of insolvency proceedings, to obtain financing necessary to function during the proceedings. A score of 1 is assigned if yes; 0 if obtaining post-commencement finance is not possible or if the law contains no provisions on this subject.
- Whether post-commencement finance receives priority over ordinary unsecured creditors during distribution of assets. A score of 1 is assigned if yes; 0.5 if post-commencement finance is granted superpriority over all creditors, secured and unsecured; 0 if no priority



**TABLE 8.18** What do the indicators on the strength of the insolvency framework measure?

**Commencement of proceedings index (0–3)**

Availability of liquidation and reorganization to debtors and creditors (0–2)

Standards for commencement of insolvency proceedings (0–1)

**Management of debtor's assets index (0–6)**

Continuation and rejection of contracts during insolvency (0–2)

Avoidance of preferential and undervalued transactions (0–2)

Post-commencement finance (0–2)

**Reorganization proceedings index (0–3)**

Approval and content of reorganization plan (0–3)

**Creditor participation index (0–4)**

Creditors' participation in and rights during liquidation and reorganization proceedings (0–4)

**Strength of insolvency framework index (0–16)**

Sum of the commencement of proceedings, management of debtor's assets, reorganization proceedings and creditor participation indices

is granted to post-commencement finance or if the law contains no provisions on this subject.

The index ranges from 0 to 6, with higher values indicating more advantageous treatment of the debtor's assets from the perspective of the company's stakeholders. In Mozambique, for example, debtors can continue essential contracts (a score of 1) and reject burdensome ones (a score of 1) during insolvency proceedings. The insolvency framework allows avoidance of preferential transactions (a score of 1) and undervalued ones (a score of 1). But the insolvency framework contains no provisions allowing post-commencement finance (a score of 0) or granting priority to such finance (a score of 0). Adding these numbers gives Mozambique a score of 4 on the management of debtor's assets index.

### Reorganization proceedings index

The reorganization proceedings index has three components:

- Whether the reorganization plan is voted on only by the creditors whose

rights are modified or affected by the plan. A score of 1 is assigned if yes; 0.5 if all creditors vote on the plan, regardless of its impact on their interests; 0 if creditors do not vote on the plan or if reorganization is not available.

- Whether creditors entitled to vote on the plan are divided into classes, each class votes separately and the creditors within each class are treated equally. A score of 1 is assigned if the voting procedure has these three features; 0 if the voting procedure does not have these three features or if reorganization is not available.
- Whether the insolvency framework requires that dissenting creditors receive as much under the reorganization plan as they would have received in liquidation. A score of 1 is assigned if yes; 0 if no such provisions exist or if reorganization is not available.

The index ranges from 0 to 3, with higher values indicating greater compliance with internationally accepted practices. Nicaragua, for example, has no judicial reorganization proceedings and therefore receives a score of 0 on the reorganization proceedings index. In Estonia, another example, only creditors whose rights are affected by the reorganization plan are allowed to vote (a score of 1). The reorganization plan divides creditors into classes, each class votes separately and creditors within the same class are treated equally (a score of 1). But there are no provisions requiring that the return to dissenting creditors be equal to what they would have received in liquidation (a score of 0). Adding these numbers gives Estonia a score of 2 on the reorganization proceedings index.

### Creditor participation index

The creditor participation index has four components:

- Whether creditors appoint the insolvency representative or approve, ratify or reject the appointment of the insolvency representative. A score of 1 is assigned if yes; 0 if no.

- Whether creditors are required to approve the sale of substantial assets of the debtor in the course of insolvency proceedings. A score of 1 is assigned if yes; 0 if no.
- Whether an individual creditor has the right to access financial information about the debtor during insolvency proceedings. A score of 1 is assigned if yes; 0 if no.
- Whether an individual creditor can object to a decision of the court or of the insolvency representative to approve or reject claims against the debtor brought by the creditor itself and by other creditors. A score of 1 is assigned if yes; 0 if no.

The index ranges from 0 to 4, with higher values indicating greater participation of creditors. In Iceland, for example, the court appoints the insolvency representative, without creditors' approval (a score of 0). The insolvency representative decides unilaterally on the sale of the debtor's assets (a score of 0). Any creditor can inspect the records kept by the insolvency representative (a score of 1). And any creditor is allowed to challenge a decision of the insolvency representative to approve all claims if this decision affects the creditor's rights (a score of 1). Adding these numbers gives Iceland a score of 2 on the creditor participation index.

### Strength of insolvency framework index

The strength of insolvency framework index is the sum of the scores on the commencement of proceedings index, management of debtor's assets index, reorganization proceedings index and creditor participation index. The index ranges from 0 to 16, with higher values indicating insolvency legislation that is better designed for rehabilitating viable firms and liquidating nonviable ones.

### REFORMS

The resolving insolvency indicator set tracks changes related to the efficiency and quality of insolvency framework



every year. Depending on the impact on the data, certain changes are classified as reforms and listed in the summaries of *Doing Business* reforms in 2017/18 section of the report in order to acknowledge the implementation of significant changes. Reforms are divided into two types: those that make it easier to do business and those changes that make it more difficult to do business. The resolving insolvency indicator set uses three criteria to recognize a reform.

First, all changes to laws and regulations that have any impact on the economy's score on the strength of insolvency framework index are classified as reforms. Examples of reforms impacting the strength of insolvency framework index include changes in the commencement standard for insolvency proceedings, the introduction of reorganization procedures for the first time and measures to regulate post-commencement credit and its priority. Changes affecting the strength of insolvency framework index can be different in magnitude and scope and still be considered a reform. For example, implementing a post-commencement credit provision and designating it with certain priorities represents a reform with a potential 2-point increase in the index, while changing the commencement standard from the balance sheet test to the liquidity test represents a reform with a 0.5-point increase in the index.

Second, changes that have an impact on the time, cost or outcome of insolvency proceedings may also be classified as reforms depending on the magnitude of the changes. According to the resolving insolvency methodology any update in legislation leading to a change of 2% or more on the score gap, except when the change is the result of automatic official fee indexation to a price or wage index (for more details, see the chapter on the ease of doing business score and ease of doing business ranking) of the recovery rate indicator is classified as a reform. Changes with lower impact are not classified as reforms but their

impact is still reflected on the most updated indicators.

Third, occasionally the resolving insolvency indicator set will acknowledge legislative changes with no current impact on the data as reforms. This option is typically reserved to legislative changes of exceptional magnitude such as sizeable revisions of corporate insolvency laws.

*This methodology was developed by Djankov, Hart and others (2008) and is adopted here with several changes. The strength of insolvency framework index was introduced in Doing Business 2015. The good practices tested in this index were developed on the basis of the World Bank's Principles for Effective Insolvency and Creditor/Debtor Regimes (World Bank 2011) and the United Nations Commission on International Trade Law's Legislative Guide on Insolvency Law (UNCITRAL 2004).*

## LABOR MARKET REGULATION

*Doing Business* studies the flexibility of regulation of employment, specifically as it relates to the areas of hiring, working hours and redundancy. *Doing Business* also measures several aspects of job

quality such as the availability of maternity leave, paid sick leave and the equal treatment of men and women at the workplace (figure 8.23).

The report does not present rankings of economies on these indicators or include this indicator set in the aggregate score or ranking on the ease of doing business.

*Doing Business 2019* presents detailed data for the labor market regulation indicators on the *Doing Business* website (<http://www.doingbusiness.org>). The data on labor market regulation are based on a detailed questionnaire on employment regulations that is completed by local lawyers and public officials. Employment laws and regulations as well as secondary sources are reviewed to ensure accuracy.

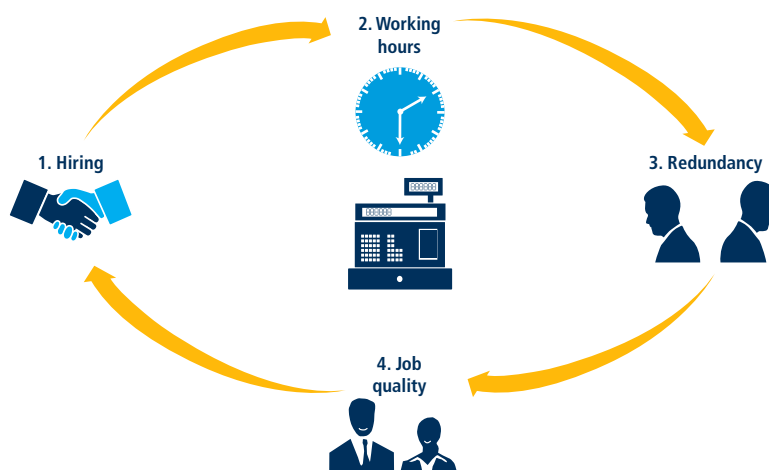
To make the data comparable across economies, several assumptions about the worker and the business are used.

### Assumptions about the worker

The worker:

- Is a cashier in a supermarket or grocery store, age 19, with one year of work experience.<sup>9</sup>
- Is a full-time employee.
- Is not a member of the labor union, unless membership is mandatory.

**FIGURE 8.23** What do the labor market regulation indicators cover?



## Assumptions about the business

The business:

- Is a limited liability company (or the equivalent in the economy).
- Operates a supermarket or grocery store in the economy's largest business city. For 11 economies the data are also collected for the second largest business city (table 8A.1).
- Has 60 employees.
- Is subject to collective bargaining agreements if such agreements cover more than 50% of the food retail sector and apply even to firms that are not party to them.
- Abides by every law and regulation but does not grant workers more benefits than those mandated by law, regulation or (if applicable) collective bargaining agreements.

## Employment

Data on employment cover three areas: hiring, working hours and redundancy (table 8.19).

Data on hiring cover five questions: (i) whether fixed-term contracts are prohibited for permanent tasks; (ii) the maximum cumulative duration of fixed-term contracts; (iii) the length of the maximum probationary period (in months) for permanent employees; (iv) the minimum wage for a cashier, age 19, with one year of work experience; and (v) the ratio of the minimum wage to the average value added per worker.<sup>10</sup>

Data on working hours cover nine questions: (i) the maximum number of working days allowed per week; (ii) the premium for night work (as a percentage of hourly pay); (iii) the premium for work on a weekly rest day (as a percentage of hourly pay); (iv) the premium for overtime work (as a percentage of hourly pay); (v) whether there are restrictions on night work; (vi) whether nonpregnant and non-nursing women can work the same night hours as men; (vii) whether there are restrictions on work on a weekly rest day; (viii) whether there are restrictions on overtime work; and (ix) the

TABLE 8.19 What do the labor market regulation indicators measure?

| Employment   |
|--|
| Hiring   |
| Whether fixed-term contracts are prohibited for permanent tasks  |
| Maximum duration of fixed-term contracts (in months), including renewals   |
| Maximum length of probationary period (in months) for permanent employees  |
| Minimum wage for a cashier, age 19, with one year of work experience (US\$/month)  |
| Ratio of minimum wage to value added per worker  |
| Working hours  |
| Maximum number of working days per week  |
| Premium for night work, work on weekly rest day and overtime work (% of hourly pay)  |
| Whether there are restrictions on night work, weekly holiday work and overtime work  |
| Whether nonpregnant and nonnursing women can work the same night hours as men  |
| Paid annual vacation days for workers with 1 year of tenure, 5 years of tenure and 10 years of tenure  |
| Redundancy   |
| Whether redundancy is allowed as grounds for termination   |
| Whether third-party notification is required for termination of a redundant worker or group of workers   |
| Whether third-party approval is required for termination of a redundant worker or group of workers   |
| Whether employer is obligated to reassign or retrain workers prior to making them redundant and to follow priority rules for redundancy and reemployment |
| Redundancy cost (weeks of salary)  |
| Notice requirements and severance payments due when terminating a redundant worker, expressed in weeks of salary   |
| Job quality  |
| Whether the law mandates equal remuneration for work of equal value  |
| Whether the law mandates nondiscrimination based on gender in hiring   |
| Whether the law mandates paid or unpaid maternity leave  |
| Minimum length of paid maternity leave (calendar days)   |
| Whether employees on maternity leave receive 100% of wages   |
| Availability of five fully paid days of sick leave a year  |
| Whether unemployment protection is available after one year of employment  |
| Minimum duration of contribution period (in months) required for unemployment protection   |

average paid annual leave for workers with one year of tenure, five years of tenure and 10 years of tenure.

Data on redundancy cover eight questions: (i) whether redundancy is allowed as a basis for terminating workers; (ii) whether the employer needs to notify a third party (such as a government agency) to terminate one redundant worker; (iii) whether the employer needs to notify a third party to terminate a group of nine redundant workers; (iv) whether the employer needs approval from a third party to terminate one redundant worker;

(v) whether the employer needs approval from a third party to terminate a group of nine redundant workers; (vi) whether the law requires the employer to reassign or retrain a worker before making the worker redundant; (vii) whether priority rules apply for redundancies; and (viii) whether priority rules apply for reemployment.

## Redundancy cost

Redundancy cost measures the cost of advance notice requirements and severance payments due when terminating a redundant worker, expressed in weeks

of salary. The average value of notice requirements and severance payments applicable to a worker with one year of tenure, a worker with five years and a worker with 10 years is considered. One month is recorded as 4 and 1/3 weeks.

## Job quality

*Doing Business* introduced new data on job quality in 2015. *Doing Business 2019* covers the following eight questions on job quality: (i) whether the law mandates equal remuneration for work of equal value; (ii) whether the law mandates nondiscrimination based on gender in hiring; (iii) whether the law mandates paid or unpaid maternity leave;<sup>11</sup> (iv) the minimum length of paid maternity leave (in calendar days);<sup>12</sup> (v) whether employees on maternity leave receive 100% of wages;<sup>13</sup> (vi) the availability of five fully paid days of sick leave a year; (vii) whether a worker is eligible for an unemployment protection scheme after one year of service; and (viii) the minimum duration of the contribution period (in months) required for unemployment protection.

## REFORMS

The labor market regulation indicator set tracks changes in labor rules every year. Depending on the impact on the data, certain changes are classified as reforms and listed in the summaries of *Doing Business* reforms in 2017/18 section of the report in order to acknowledge the implementation of significant changes. Examples include a change in the maximum duration of fixed-term contracts, regulation of weekly holiday work, redundancy rules, notice requirements and severance payments for redundant workers, introduction of unemployment insurance and laws that mandate gender nondiscrimination in hiring and equal remuneration for work of equal value in line with International Labor Organization (ILO) standards. The introduction of a minimum wage in the private sector is recognized as a major reform and acknowledged in the reform

summary. Changes in minimum wages are reflected in the *Doing Business* data but not acknowledged in the reform summary. The introduction of maternity leave or an increase in the duration of maternity leave would be acknowledged in the reform summary. Occasionally the labor market regulation indicator set will acknowledge legislative changes in areas not directly measured by the indicators. This option is reserved for legislative changes of exceptional magnitude, such as the introduction of a new labor code.

*The data details on labor market regulation can be found for each economy at <http://www.doingbusiness.org>. The Doing Business website also provides historical data sets. The methodology was developed by Botero and others (2004). Doing Business 2019 does not present rankings of economies on the labor market regulation indicators.*

## NOTES

1. These are Bangladesh, Brazil, China, India, Indonesia, Japan, Mexico, Nigeria, Pakistan, Russia and the United States.
2. This correction rate reflects changes that exceed 5% up or down.
3. This matter is usually regulated by stock exchange or securities laws. Points are awarded only to economies with more than 10 listed firms in their most important stock exchange.
4. When evaluating the regime of liability for company directors for a prejudicial related-party transaction, *Doing Business* assumes that the transaction was duly disclosed and approved. *Doing Business* does not measure director liability in the event of fraud.
5. PwC refers to the network of member firms of PricewaterhouseCoopers International Limited (PwCIL) or, as the context requires, individual member firms of the PwC network. Each member firm is a separate legal entity and does not act as agent of PwCIL or any other member firm. PwCIL does not provide any services to clients. PwCIL is not responsible or liable for the acts or omissions of any of its member firms nor can it control the exercise of their professional judgment or bind them in any way. No member firm is responsible or liable for the acts or omissions of any other member firm nor can it control the exercise of another member firm's professional judgment or bind another member firm or PwCIL in any way.
6. The nonlinear score for the total tax and contribution rate is equal to the score for

the total tax and contribution rate to the power of 0.8.

7. The economies for which a multiple of three times income per capita has been used are Honduras; Mozambique; West Bank and Gaza; and Zimbabwe. Those for which a multiple of two times income per capita has been used are Belize; Benin; Bosnia and Herzegovina; Burkina Faso; the Central African Republic; Chad; Fiji; Guatemala; Haiti; Kenya; Lesotho; Madagascar; the Federated States of Micronesia; Morocco; Nepal; Nicaragua; Niger; Nigeria; the Philippines; the Solomon Islands; South Africa; South Sudan; Tanzania; Togo; Vanuatu; and Zambia.
8. To identify the trading partners and export product for each economy, *Doing Business* collected data on trade flows for the most recent four-year period from international databases such as the United Nations Commodity Trade Statistics Database (UN Comtrade). For economies for which trade flow data were not available, data from ancillary government sources (various ministries and departments) and World Bank Group country offices were used to identify the export product and natural trading partners.
9. The case study assumption that the worker is 19 years old with one year of work experience is considered only for the calculation of the minimum wage. For all other questions where the tenure of the worker is relevant, *Doing Business* collects data for workers with one, five and 10 years of tenure.
10. The average value added per worker is the ratio of an economy's income per capita to the working-age population as a percentage of the total population.
11. If no maternity leave is mandated by law, parental leave is measured if applicable.
12. The minimum number of days that legally have to be paid by the government, the employer or both. If no maternity leave is mandated by law, parental leave is measured if applicable.
13. If no maternity leave is mandated by law, parental leave is measured if applicable.

**TABLE 8A.1** Cities covered in each economy by the *Doing Business* report

| Economy                  | City or cities            | Economy              | City or cities | Economy               | City or cities         | Economy               | City or cities         | Economy                        | City or cities             |
|--------------------------|---------------------------|----------------------|----------------|-----------------------|------------------------|-----------------------|------------------------|--------------------------------|----------------------------|
| Afghanistan              | Kabul                     | Congo, Rep.          | Brazzaville    | Indonesia             | Jakarta, Surabaya      | Montenegro            | Podgorica              | Solomon Islands                | Honiara                    |
| Albania                  | Tirana                    | Costa Rica           | San José       | Iran, Islamic Rep.    | Tehran                 | Morocco               | Casablanca             | Somalia                        | Mogadishu                  |
| Algeria                  | Algiers                   | Côte d'Ivoire        | Abidjan        | Iraq                  | Baghdad                | Mozambique            | Maputo                 | South Africa                   | Johannesburg               |
| Angola                   | Luanda                    | Croatia              | Zagreb         | Ireland               | Dublin                 | Myanmar               | Yangon                 | South Sudan                    | Juba                       |
| Antigua and Barbuda      | St. John's                | Cyprus               | Nicosia        | Israel                | Tel Aviv               | Namibia               | Windhoek               | Spain                          | Madrid                     |
| Argentina                | Buenos Aires              | Czech Republic       | Prague         | Italy                 | Rome                   | Nepal                 | Kathmandu              | Sri Lanka                      | Colombo                    |
| Armenia                  | Yerevan                   | Denmark              | Copenhagen     | Jamaica               | Kingston               | Netherlands           | Amsterdam              | St. Kitts and Nevis            | Basseterre                 |
| Australia                | Sydney                    | Djibouti             | Djibouti Ville | Japan                 | Tokyo, Osaka           | New Zealand           | Auckland               | St. Lucia                      | Castries                   |
| Austria                  | Vienna                    | Dominica             | Roseau         | Jordan                | Amman                  | Nicaragua             | Managua                | St. Vincent and the Grenadines | Kingstown                  |
| Azerbaijan               | Baku                      | Dominican Republic   | Santo Domingo  | Kazakhstan            | Almaty                 | Niger                 | Niamey                 | Sudan                          | Khartoum                   |
| Bahamas, The             | Nassau                    | Ecuador              | Quito          | Kenya                 | Nairobi                | Nigeria               | Lagos, Kano            | Suriname                       | Paramaribo                 |
| Bahrain                  | Manama                    | Egypt, Arab Rep.     | Cairo          | Kiribati              | Tarawa                 | Norway                | Oslo                   | Sweden                         | Stockholm                  |
| Bangladesh               | Dhaka, Chittagong         | El Salvador          | San Salvador   | Korea, Rep.           | Seoul                  | Oman                  | Muscat                 | Switzerland                    | Zurich                     |
| Barbados                 | Bridgetown                | Equatorial Guinea    | Malabo         | Kosovo                | Pristina               | Pakistan              | Karachi, Lahore        | Syrian Arab Republic           | Damascus                   |
| Belarus                  | Minsk                     | Eritrea              | Asmara         | Kuwait                | Kuwait City            | Palau                 | Koror                  | Taiwan, China                  | Taipei                     |
| Belgium                  | Brussels                  | Estonia              | Tallinn        | Kyrgyz Republic       | Bishkek                | Panama                | Panama City            | Tajikistan                     | Dushanbe                   |
| Belize                   | Belize City               | Eswatini             | Mbabane        | Lao PDR               | Vientiane              | Papua New Guinea      | Port Moresby           | Tanzania                       | Dar es Salaam              |
| Benin                    | Cotonou                   | Ethiopia             | Addis Ababa    | Latvia                | Riga                   | Paraguay              | Asunción               | Thailand                       | Bangkok                    |
| Bhutan                   | Thimphu                   | Fiji                 | Suva           | Lebanon               | Beirut                 | Peru                  | Lima                   | Timor-Leste                    | Dili                       |
| Bolivia                  | La Paz                    | Finland              | Helsinki       | Lesotho               | Maseru                 | Philippines           | Quezon City            | Togo                           | Lomé                       |
| Bosnia and Herzegovina   | Sarajevo                  | France               | Paris          | Liberia               | Monrovia               | Poland                | Warsaw                 | Tonga                          | Nuku'alofa                 |
| Botswana                 | Gaborone                  | Gabon                | Libreville     | Libya                 | Tripoli                | Portugal              | Lisbon                 | Trinidad and Tobago            | Port of Spain              |
| Brazil                   | São Paulo, Rio de Janeiro | Gambia, The          | Banjul         | Lithuania             | Vilnius                | Puerto Rico (U.S.)    | San Juan               | Tunisia                        | Tunis                      |
| Brunei Darussalam        | Bandar Seri Begawan       | Georgia              | Tbilisi        | Luxembourg            | Luxembourg             | Qatar                 | Doha                   | Turkey                         | Istanbul                   |
| Bulgaria                 | Sofia                     | Germany              | Berlin         | Macedonia, FYR        | Skopje                 | Romania               | Bucharest              | Uganda                         | Kampala                    |
| Burkina Faso             | Ouagadougou               | Ghana                | Accra          | Madagascar            | Antananarivo           | Russian Federation    | Moscow, St. Petersburg | Ukraine                        | Kiev                       |
| Burundi                  | Bujumbura                 | Greece               | Athens         | Malawi                | Blantyre               | Rwanda                | Kigali                 | United Arab Emirates           | Dubai                      |
| Cabo Verde               | Praia                     | Grenada              | St. George's   | Malaysia              | Kuala Lumpur           | Samoa                 | Apia                   | United Kingdom                 | London                     |
| Cambodia                 | Phnom Penh                | Guatemala            | Guatemala City | Maldives              | Malé                   | San Marino            | San Marino             | United States                  | New York City, Los Angeles |
| Cameroon                 | Douala                    | Guinea               | Conakry        | Mali                  | Bamako                 | São Tomé and Príncipe | São Tomé               | Uruguay                        | Montevideo                 |
| Canada                   | Toronto                   | Guinea-Bissau        | Bissau         | Malta                 | Valletta               | Saudi Arabia          | Riyadh                 | Uzbekistan                     | Tashkent                   |
| Central African Republic | Bangui                    | Guyana               | Georgetown     | Marshall Islands      | Majuro                 | Senegal               | Dakar                  | Vanuatu                        | Port-Vila                  |
| Chad                     | N'Djamena                 | Haiti                | Port-au-Prince | Mauritania            | Nouakchott             | Serbia                | Belgrade               | Venezuela, RB                  | Caracas                    |
| Chile                    | Santiago                  | Honduras             | Tegucigalpa    | Mauritius             | Port Louis             | Seychelles            | Victoria               | Vietnam                        | Ho Chi Minh City           |
| China                    | Shanghai, Beijing         | Hong Kong SAR, China | Hong Kong SAR  | Mexico                | Mexico City, Monterrey | Sierra Leone          | Freetown               | West Bank and Gaza             | Ramallah                   |
| Colombia                 | Bogotá                    | Hungary              | Budapest       | Micronesia, Fed. Sts. | Island of Pohnpei      | Singapore             | Singapore              | Yemen, Rep.                    | Sana'a                     |
| Comoros                  | Moroni                    | Iceland              | Reykjavik      | Moldova               | Chişinău               | Slovak Republic       | Bratislava             | Zambia                         | Lusaka                     |
| Congo, Dem. Rep.         | Kinshasa                  | India                | Mumbai, Delhi  | Mongolia              | Ulaanbaatar            | Slovenia              | Ljubljana              | Zimbabwe                       | Harare                     |



# Ease of Doing Business Score and Ease of Doing Business Ranking

The *Doing Business* report presents results for two aggregate measures: the ease of doing business score (formerly called the distance to frontier score) and the ease of doing business ranking, which is based on the ease of doing business score. The ease of doing business ranking compares economies with one another; the ease of doing business score benchmarks economies with respect to regulatory best practice, showing the absolute distance to the best regulatory performance on each *Doing Business* indicator. When compared across years, the ease of doing business score shows how much the regulatory environment for local entrepreneurs in an economy has changed over time in absolute terms, while the ease of doing business ranking can show only how much the regulatory environment has changed relative to that in other economies.

## EASE OF DOING BUSINESS SCORE

The ease of doing business score captures the gap between an economy's performance and a measure of best practice across the entire sample of 41 indicators for 10 *Doing Business* topics (the labor market regulation indicators are excluded). For starting a business, for example, New Zealand and Georgia have the lowest number of procedures required (1). New Zealand also holds the shortest time to start a business (0.5 days), while Slovenia has the lowest cost (0.0). Australia, Colombia and 115 other economies have no paid-in minimum capital requirement (table 9.1).

### Calculation of the ease of doing business score

Calculating the ease of doing business score for each economy involves two main steps. In the first step individual

component indicators are normalized to a common unit where each of the 41 component indicators  $y$  (except for the total tax and contribution rate) is rescaled using the linear transformation  $(\text{worst} - y)/(\text{worst} - \text{best})$ . In this formulation the highest score represents the best regulatory performance on the indicator across all economies since 2005 or the third year in which data for the indicator were collected. Both the best regulatory performance and the worst regulatory performance are established every five years based on the *Doing Business* data for the year in which they are established and remain at that level for the five years regardless of any changes in data in interim years. Thus an economy may establish the best regulatory performance for an indicator even though it may not have the highest score in a subsequent year. Conversely, an economy may score higher than the best regulatory performance if the



TABLE 9.1 Which economies set the best regulatory performance?

| Topic and indicator   | Economy establishing best regulatory performance                       | Best regulatory performance | Worst regulatory performance |
|---|--|-----------------------------|------------------------------|
| <b>Starting a business</b>                                    |  |                             |                              |
| Procedures (number)   | Georgia; New Zealand   | 1                           | 18 <sup>a</sup>              |
| Time (days)   | New Zealand  | 0.5                         | 100 <sup>b</sup>             |
| Cost (% of income per capita)                                 | Slovenia   | 0.0                         | 200.0 <sup>b</sup>           |
| Minimum capital (% of income per capita)                      | Australia; Colombia <sup>c</sup>                                       | 0.0                         | 400.0 <sup>b</sup>           |
| <b>Dealing with construction permits</b>                      |  |                             |                              |
| Procedures (number)   | No economy was a best performer as of May 1, 2018.                     | 5                           | 30 <sup>a</sup>              |
| Time (days)   | No economy was a best performer as of May 1, 2018.                     | 26                          | 373 <sup>b</sup>             |
| Cost (% of warehouse value)                                   | No economy was a best performer as of May 1, 2018.                     | 0.0                         | 20.0 <sup>b</sup>            |
| Building quality control index (0–15)                         | Luxembourg; New Zealand; United Arab Emirates                          | 15                          | 0 <sup>d</sup>               |
| <b>Getting electricity</b>                                    |  |                             |                              |
| Procedures (number)   | Germany; Republic of Korea; United Kingdom <sup>e</sup>                | 3                           | 9 <sup>a</sup>               |
| Time (days)   | Republic of Korea; St. Kitts and Nevis; United Arab Emirates           | 18                          | 248 <sup>b</sup>             |
| Cost (% of income per capita)                                 | China; Japan; United Arab Emirates                                     | 0.0                         | 8,100.0 <sup>b</sup>         |
| Reliability of supply and transparency of tariffs index (0–8) | Belgium; Ireland; Malaysia <sup>f</sup>                                | 8                           | 0 <sup>d</sup>               |
| <b>Registering property</b>                                   |  |                             |                              |
| Procedures (number)   | Georgia; Norway; Portugal; Sweden                                      | 1                           | 13 <sup>a</sup>              |
| Time (days)   | Georgia; New Zealand   | 1                           | 210 <sup>b</sup>             |
| Cost (% of property value)                                    | Saudi Arabia   | 0.0                         | 15.0 <sup>b</sup>            |
| Quality of land administration index (0–30)                   | No economy has reached the best performance yet.                       | 30                          | 0 <sup>d</sup>               |
| <b>Getting credit</b>   |  |                             |                              |
| Strength of legal rights index (0–12)                         | Montenegro; Puerto Rico (U.S.) <sup>g</sup>                            | 12                          | 0 <sup>d</sup>               |
| Depth of credit information index (0–8)                       | Ecuador; United Kingdom <sup>h</sup>                                   | 8                           | 0 <sup>d</sup>               |
| <b>Protecting minority investors</b>                          |  |                             |                              |
| Extent of disclosure index (0–10)                             | China; Malaysia <sup>i</sup>   | 10                          | 0 <sup>d</sup>               |
| Extent of director liability index (0–10)                     | Cambodia; Kenya  | 10                          | 0 <sup>d</sup>               |
| Ease of shareholder suits index (0–10)                        | Djibouti   | 10                          | 0 <sup>d</sup>               |
| Extent of shareholder rights index (0–10)                     | India; Kazakhstan  | 10                          | 0 <sup>d</sup>               |
| Extent of ownership and control index (0–10)                  | No economy has reached the best performance yet.                       | 10                          | 0 <sup>d</sup>               |
| Extent of corporate transparency index (0–10)                 | Azerbaijan; France; Lithuania; Norway; Saudi Arabia; Taiwan, China     | 10                          | 0 <sup>d</sup>               |
| <b>Paying taxes</b>   |  |                             |                              |
| Payments (number per year)                                    | Hong Kong SAR, China; Saudi Arabia                                     | 3                           | 63 <sup>b</sup>              |
| Time (hours per year)   | Singapore  | 49 <sup>j</sup>             | 696 <sup>b</sup>             |
| Total tax and contribution rate (% of profit)                 | Canada; Singapore <sup>k</sup>   | 26.1 <sup>l</sup>           | 84.0 <sup>b</sup>            |
| Postfiling index (0–100)                                      | No economy with both CIT and VAT has reached the best performance yet. | 100                         | 0                            |
| Time to comply with VAT refund (hours)                        | Croatia; Netherlands <sup>m</sup>                                      | 0                           | 50 <sup>b</sup>              |
| Time to obtain VAT refund (weeks)                             | Austria; Estonia   | 3.2                         | 55 <sup>b</sup>              |
| Time to comply with corporate income tax correction (hours)   | Lithuania; Portugal <sup>n</sup>                                       | 1.5                         | 56 <sup>b</sup>              |
| Time to complete a corporate income tax correction (weeks)    | Sweden; United States <sup>o</sup>                                     | No CIT audit                | 32 <sup>b</sup>              |

(continued)

TABLE 9.1 Which economies set the best regulatory performance? (continued)

| Topic and indicator                           | Economy establishing best regulatory performance    | Best regulatory performance | Worst regulatory performance |
|---|---|-----------------------------|------------------------------|
| <b>Trading across borders</b>                 |   |                             |                              |
| <i>Time to export</i>                         |   |                             |                              |
| Documentary compliance (hours)                | Canada; Poland; Spain <sup>a</sup>                  | 1 <sup>a</sup>              | 170 <sup>b</sup>             |
| Border compliance (hours)                     | Austria; Belgium; Hong Kong SAR, China <sup>c</sup> | 1 <sup>a</sup>              | 160 <sup>b</sup>             |
| <i>Cost to export</i>                         |   |                             |                              |
| Documentary compliance (US\$)                 | Hungary; Luxembourg; Norway <sup>d</sup>            | 0                           | 400 <sup>b</sup>             |
| Border compliance (US\$)                      | France; Netherlands; Portugal <sup>e</sup>          | 0                           | 1,060 <sup>b</sup>           |
| <i>Time to import</i>                         |   |                             |                              |
| Documentary compliance (hours)                | Republic of Korea; Latvia; Malta <sup>f</sup>       | 1 <sup>a</sup>              | 240 <sup>b</sup>             |
| Border compliance (hours)                     | Bulgaria; France; Germany <sup>g</sup>              | 1 <sup>a</sup>              | 280 <sup>b</sup>             |
| <i>Cost to import</i>                         |   |                             |                              |
| Documentary compliance (US\$)                 | Iceland; Latvia; United Kingdom <sup>h</sup>        | 0                           | 700 <sup>b</sup>             |
| Border compliance (US\$)                      | Armenia; Denmark; Estonia <sup>i</sup>              | 0                           | 1,200 <sup>b</sup>           |
| <b>Enforcing contracts</b>                    |   |                             |                              |
| Time (days)                                   | No economy was a best performer as of May 1, 2018.  | 120                         | 1,340 <sup>b</sup>           |
| Cost (% of claim)                             | No economy was a best performer as of May 1, 2018.  | 0.1                         | 89.0 <sup>b</sup>            |
| Quality of judicial processes index (0–18)    | No economy has reached the best performance yet.    | 18                          | 0 <sup>d</sup>               |
| <b>Resolving insolvency</b>                   |   |                             |                              |
| Recovery rate (cents on the dollar)           | No economy was a best performer as of May 1, 2018.  | 92.9                        | 0 <sup>d</sup>               |
| Strength of insolvency framework index (0–16) | No economy has reached the best performance yet.    | 16                          | 0 <sup>d</sup>               |

Source: *Doing Business* database.

a. Worst performance is defined as the 99th percentile among all economies in the *Doing Business* sample.

b. Worst performance is defined as the 95th percentile among all economies in the *Doing Business* sample.

c. Another 115 economies also have a paid-in minimum capital requirement of 0.0.

d. Worst performance is the worst value recorded.

e. In 23 other economies it takes no more than 3 procedures to get an electricity connection.

f. Another 24 economies score 8 out of 8 on the reliability of supply and transparency of tariffs index.

g. Three additional economies score 12 out of 12 on the strength of legal rights index.

h. Another 40 economies score 8 out of 8 on the depth of credit information index.

i. Another 11 economies score 10 out of 10 on the extent of disclosure index.

j. Defined as the lowest time recorded among all economies in the *Doing Business* sample that levy the three major taxes: profit tax, labor taxes and mandatory contributions, and VAT or sales tax.

k. Another 30 economies have a total tax and contribution rate equal to or lower than 26.1% of profit.

l. Defined as the highest total tax and contribution rate among the 15% of economies with the lowest total tax and contribution rate in the *Doing Business* sample for all years included in the analysis up to and including *Doing Business 2015*.

m. Another eight economies also have a compliance time for VAT refund of 0 hours.

n. Another 11 economies also have a compliance time for corporate income tax audit of no more than 1.5 hours.

o. Another 94 economies also do not impose a corporate income tax audit.

p. Another 23 economies also have a documentary compliance time to export of no more than 1 hour.

q. Defined as 1 hour even though in many economies the time is less.

r. Another 16 economies also have a border compliance time to export of no more than 1 hour.

s. Another 17 economies also have a documentary compliance cost to export of 0.0.

t. Another 16 economies also have a border compliance cost to export of 0.0.

u. Another 27 economies also have a documentary compliance time to import of no more than 1 hour.

v. Another 22 economies also have a border compliance time to import of no more than 1 hour.

w. Another 27 economies also have a documentary compliance cost to import of 0.0.

x. Another 25 economies also have a border compliance cost to import of 0.0.



economy reforms after the best regulatory performance is set. For example, the best regulatory performance for the time to get electricity is set at 18 days. In the Republic of Korea it now takes 13 days to get electricity while in the United Arab Emirates it takes just 10 days. Although the two economies have different times, both economies score 100 on the time to get electricity because they have exceeded the threshold of 18 days.

For scores such as those on the strength of legal rights index or the quality of land administration index, the best regulatory performance is set at the highest possible value (although no economy has yet reached that value in the case of the latter). For the total tax and contribution rate, consistent with the use of a threshold in calculating the rankings on this indicator, the best regulatory performance is defined as the total tax and contribution rate at the 15th percentile of the overall distribution for all years included in the analysis up to and including *Doing Business 2015*. For the time to pay taxes, the best regulatory performance is defined as the lowest time recorded among all economies that levy the three major taxes: profit tax, labor taxes and mandatory contributions, and value added tax (VAT) or sales tax. For the different times to trade across borders, the best regulatory performance is defined as 1 hour even though in many economies the time is less than that.

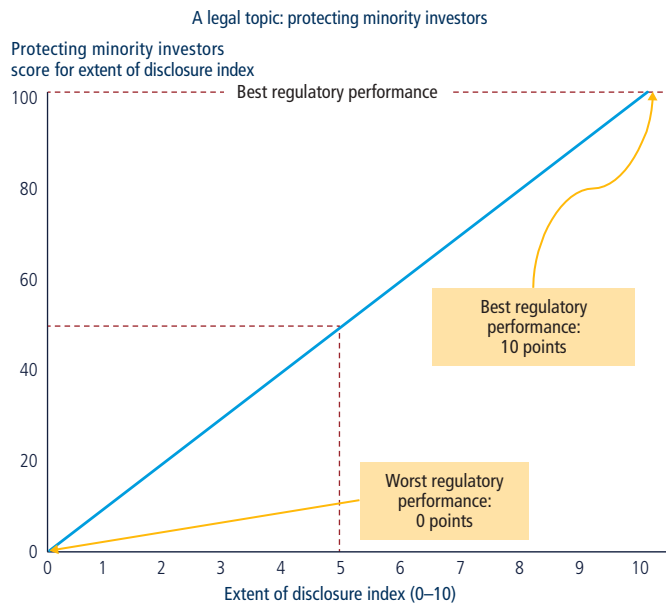
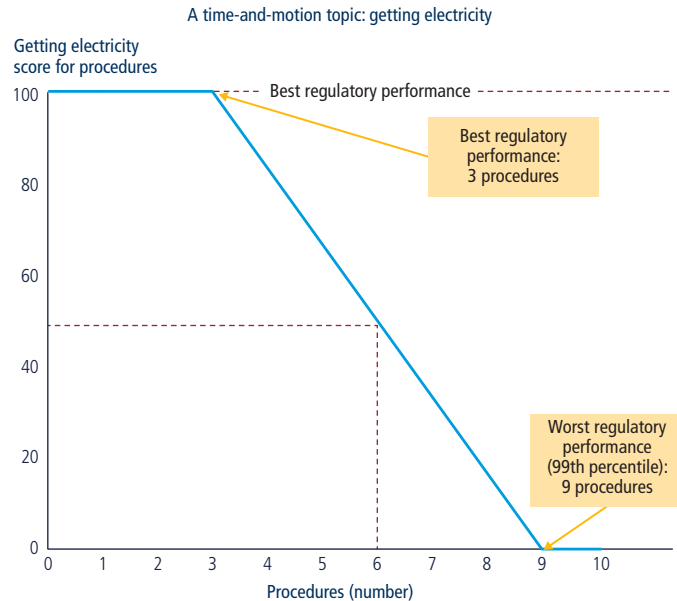
In the same formulation, to mitigate the effects of extreme outliers in the distributions of the rescaled data for most component indicators (very few economies need 700 days to complete the procedures to start a business, but many need 9 days), the worst performance is calculated after the removal of outliers. The definition of outliers is based on the distribution for each component indicator. To simplify the process two rules were defined: the 95th percentile is used for the indicators with the most dispersed distributions (including minimum capital,

number of payments to pay taxes, and the time and cost indicators), and the 99th percentile is used for number of procedures. No outlier is removed for component indicators bound by definition or construction, including legal index scores (such as the depth of credit information index, extent of disclosure index

and strength of insolvency framework index) and the recovery rate (figure 9.1).

In the second step for calculating the ease of doing business score, the scores obtained for individual indicators for each economy are aggregated through simple averaging into one score, first

**FIGURE 9.1** How are scores calculated for indicators?



Source: *Doing Business* database.

for each topic and then across all 10 topics: starting a business, dealing with construction permits, getting electricity, registering property, getting credit, protecting minority investors, paying taxes, trading across borders, enforcing contracts and resolving insolvency. More complex aggregation methods—such as principal components and unobserved components—yield a ranking nearly identical to the simple average used by *Doing Business*.<sup>1</sup> Thus *Doing Business* uses the simplest method: weighting all topics equally and, within each topic, giving equal weight to each of the topic components.<sup>2</sup>

An economy's score is indicated on a scale from 0 to 100, where 0 represents the worst regulatory performance and 100 the best regulatory performance. All score calculations are based on a maximum of five decimals. However, topic ranking calculations and the ease of doing business ranking calculations are based on two decimals.

The difference between an economy's score in any previous year and its score in *Doing Business 2019* illustrates the extent to which the economy has closed the gap between its score and the best regulatory performance over time. In any given year the score measures how far an economy is from the best regulatory performance at that time.

### Treatment of the total tax and contribution rate

The total tax and contribution rate component of the paying taxes topic enters the score calculation in a different way than any other indicator. The score obtained for the total tax and contribution rate is transformed in a nonlinear fashion before it enters the score for paying taxes. As a result of the nonlinear transformation, an increase in the total tax and contribution rate has a smaller impact on the score for the total tax and contribution rate—and therefore on the score for paying taxes—for economies with a below-average total

tax and contribution rate than it would have had before this approach was adopted in *Doing Business 2015* (line B is smaller than line A in figure 9.2). And for economies with an extreme total tax and contribution rate (a rate that is very high relative to the average), an increase has a greater impact on both these scores than it would have had before (line D is bigger than line C in figure 9.2).

The nonlinear transformation is not based on any economic theory of an “optimal tax rate” that minimizes distortions or maximizes efficiency in an economy's overall tax system. Instead, it is mainly empirical in nature. The nonlinear transformation along with the threshold reduces the bias in the indicator toward economies that do not need to levy significant taxes on companies like the *Doing Business* standardized case study company because they raise public revenue in other ways—for example, through taxes on foreign companies, through taxes on sectors other than manufacturing or from natural resources (all of which are outside the scope of the methodology). In addition, it

acknowledges the need of economies to collect taxes from firms.

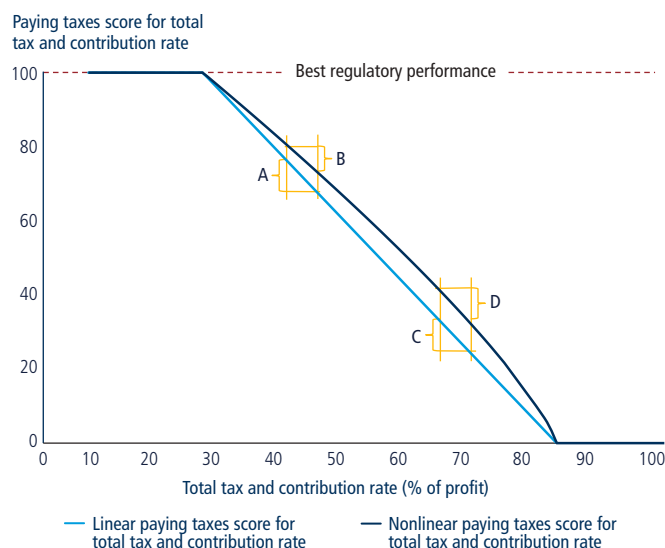
### Calculation of scores for economies with two cities covered

For each of the 11 economies in which *Doing Business* collects data for the second largest business city as well as the largest one, the score is calculated as the population-weighted average of the scores for these two cities (table 9.2). This is done for the aggregate ease of doing business score, the scores for each topic and the scores for all the component indicators for each topic.

### Variability of economies' scores across topics

Each *Doing Business* topic measures a different aspect of the business regulatory environment. The scores and associated rankings of an economy can vary, sometimes significantly, across topics. The average correlation coefficient between the 10 topics included in the aggregate ease of doing business score is 0.49, and the coefficients

**FIGURE 9.2** How the nonlinear transformation affects the paying taxes score for the total tax and contribution rate



Source: *Doing Business* database.

Note: The nonlinear paying taxes score for the total tax and contribution rate is equal to the paying taxes score for the total tax and contribution rate to the power of 0.8.

**TABLE 9.2** Weights used in calculating the scores for economies with two cities covered

| Economy            | City           | Weight (%) |
|--------------------|----------------|------------|
| Bangladesh         | Dhaka          | 78         |
|                    | Chittagong     | 22         |
| Brazil             | São Paulo      | 61         |
|                    | Rio de Janeiro | 39         |
| China              | Shanghai       | 55         |
|                    | Beijing        | 45         |
| India              | Mumbai         | 47         |
|                    | Delhi          | 53         |
| Indonesia          | Jakarta        | 78         |
|                    | Surabaya       | 22         |
| Japan              | Tokyo          | 65         |
|                    | Osaka          | 35         |
| Mexico             | Mexico City    | 83         |
|                    | Monterrey      | 17         |
| Nigeria            | Lagos          | 77         |
|                    | Kano           | 23         |
| Pakistan           | Karachi        | 65         |
|                    | Lahore         | 35         |
| Russian Federation | Moscow         | 70         |
|                    | St. Petersburg | 30         |
| United States      | New York City  | 60         |
|                    | Los Angeles    | 40         |

Source: United Nations, Department of Economic and Social Affairs, Population Division, World Urbanization Prospects, 2014 Revision, "File 12: Population of Urban Agglomerations with 300,000 Inhabitants or More in 2014, by Country, 1950–2030 (thousands)," <http://esa.un.org/unpd/wup/CD-ROM/Default.aspx>.

between 2 topics range from 0.34 (between getting credit and paying taxes) to 0.63 (between getting electricity and trading across borders; and also between dealing with construction permits and getting electricity). These correlations suggest that economies rarely score universally well or universally badly on *Doing Business* topics (table 9.3).

Consider the example of Portugal. Its aggregate ease of doing business score is 76.55. It scores 90.89 for starting a business and 100.00 for trading across borders, but only 60.00 for protecting minority investors and 45.00 for getting credit.

Figure 2.1 in the chapter About *Doing Business* illustrates the degree of variability for each economy's performance across the different areas of business regulation covered by *Doing Business*. The figure draws attention to economies with a particularly uneven performance by showing, for each economy, the distance between the average of its highest three scores and the average of its lowest three across the 10 topics included in this year's aggregate ease of doing business score. While a relatively small distance between these two averages suggests a broadly consistent approach across the areas of business regulation measured by *Doing Business*, a relatively large distance suggests a more uneven approach, with greater room for improvement in some areas than in others.

Variation in performance across topics is not at all unusual. It reflects differences in the degree of priority that government authorities give to particular areas of business regulation reform and in the ability of different government agencies to deliver tangible results in their area of responsibility.

### Change in the score gap

Many topics use the magnitude of the change in their score gap to classify changes as reforms. The change in the score gap is defined as  $(\text{score}^{\text{prior year}} - \text{score}^{\text{current year}}) / (100 - \text{score}^{\text{prior year}})$ , where "score" is the aggregate score for the specific topic. For indicators using macroeconomic variables, such as the cost of starting a business as a percentage of income per capita, the macroeconomic data for the prior year are used to control for exogenous factors such as a change in income per capita. For example, in 2017/18 Algeria reduced the time to trade across borders, resulting in an improvement in Algeria's aggregate score for trading across borders from 27.74 to 38.43. This reduced the score gap for Algeria by  $(27.74 - 38.43) / (100 - 27.74)$  or 14.79% on trading across borders in *Doing Business* 2019. For a complete discussion of the methodology

for classifying changes as reforms, see the data notes.

### Economies improving the most across three or more *Doing Business* topics in 2017/18

*Doing Business* 2019 uses a simple method to calculate which economies improved the ease of doing business the most. First, it selects the economies that in 2017/18 implemented regulatory reforms making it easier to do business in three or more of the 10 topics included in this year's aggregate ease of doing business score.<sup>3</sup> Forty-six economies meet this criterion: Afghanistan; Armenia; Azerbaijan; Brazil; Brunei Darussalam; Burundi; Chad; China; the Democratic Republic of Congo; Côte d'Ivoire; Djibouti; the Arab Republic of Egypt; Ethiopia; France; Gabon; Georgia; Guinea; India; Indonesia; Jordan; Kazakhstan; Kenya; Kosovo; the Kyrgyz Republic; Lithuania; Madagascar; Malaysia; Mauritania; Mauritius; Morocco; Niger; Nigeria; Pakistan; the Russian Federation; Rwanda; Saudi Arabia; Sri Lanka; Sudan; Thailand; Togo; Tunisia; Turkey; the United Arab Emirates; Uzbekistan; Vietnam; and Zimbabwe. Second, *Doing Business* sorts these economies on the increase in their ease of doing business score over the previous year and the scores for both years are calculated using the same macroeconomic data (such as income per capita and currency conversion rates) to remove the effect of changes in these variables.

Selecting the economies that implemented regulatory reforms in at least three topics and had the biggest improvements in their ease of doing business scores is intended to highlight economies with ongoing, broad-based reform programs. The improvement in the ease of doing business score is used to identify the top improvers because this allows a focus on the absolute improvement—in contrast with the relative improvement shown by a change in rankings—that economies have made in their regulatory environment for business.

TABLE 9.3 Correlations between economy scores for *Doing Business* topics

|                                   | Dealing with construction permits | Getting electricity | Registering property | Getting credit | Protecting minority investors | Paying taxes | Trading across borders | Enforcing contracts | Resolving insolvency |
|-----------------------------------|-----------------------------------|---------------------|----------------------|----------------|-------------------------------|--------------|------------------------|---------------------|----------------------|
| Starting a business               | 0.49                              | 0.51                | 0.40                 | 0.40           | 0.58                          | 0.54         | 0.42                   | 0.38                | 0.49                 |
| Dealing with construction permits |                                   | 0.63                | 0.48                 | 0.41           | 0.46                          | 0.46         | 0.51                   | 0.39                | 0.41                 |
| Getting electricity               |                                   |                     | 0.50                 | 0.45           | 0.52                          | 0.57         | 0.63                   | 0.51                | 0.56                 |
| Registering property              |                                   |                     |                      | 0.47           | 0.53                          | 0.51         | 0.51                   | 0.61                | 0.53                 |
| Getting credit                    |                                   |                     |                      |                | 0.56                          | 0.34         | 0.42                   | 0.38                | 0.53                 |
| Protecting minority investors     |                                   |                     |                      |                |                               | 0.48         | 0.42                   | 0.47                | 0.61                 |
| Paying taxes                      |                                   |                     |                      |                |                               |              | 0.55                   | 0.50                | 0.44                 |
| Trading across borders            |                                   |                     |                      |                |                               |              |                        | 0.50                | 0.55                 |
| Enforcing contracts               |                                   |                     |                      |                |                               |              |                        |                     | 0.46                 |

Source: *Doing Business* database.

## EASE OF DOING BUSINESS RANKING

The ease of doing business ranking ranges from 1 to 190. The ranking of economies is determined by sorting the aggregate ease of doing business scores, rounded to two decimals.

## NOTES

1. See Djankov and others 2005. Principal components and unobserved components methods yield a ranking nearly identical to that from the simple average method because both these methods assign roughly equal weights to the topics, since the pairwise correlations among topics do not differ much. An alternative to the simple average method is to give different weights to the topics, depending on which are considered of more or less importance in the context of a specific economy.
2. For getting credit, indicators are weighted proportionally, according to their contribution to the total score, with a weight of 60% assigned to the strength of legal rights index and 40% to the depth of credit information index. Indicators for all other topics are assigned equal weights.
3. Changes making it more difficult to do business are subtracted from the total number of those making it easier to do business.

# Summaries of *Doing Business* Reforms in 2017/18

*Doing Business* reforms affecting all sets of indicators included in this year's report, implemented from June 2017 to May 2018.

- ✓ Reform making it easier to do business
- ✗ Change making it more difficult to do business

## Afghanistan

### ✓ Starting a business

Afghanistan made starting a business less costly by reducing the fees for business incorporation.

### ✓ Getting credit

Afghanistan strengthened access to credit by enacting a new insolvency law. Secured creditors are now given absolute priority over other claims within insolvency proceedings.

### ✓ Protecting minority investors

Afghanistan strengthened minority investor protections by requiring greater disclosure of transactions with interested parties, easing shareholder suits by extending access to documents and evidence during trial, increasing shareholders' rights and role in major corporate decisions, clarifying ownership and control structures and requiring greater corporate transparency.

### ✓ Paying taxes

Afghanistan made paying taxes easier by adopting a new tax administration

and law manual with clear rules and guidelines on tax audit, and by automating the submission of tax returns.

### ✓ Resolving insolvency

Afghanistan made resolving insolvency easier by improving the continuation of the debtor's business during insolvency proceedings, introducing the reorganization procedure and granting creditors greater participation in the proceedings.

## Albania

### ✓ Enforcing contracts

Albania made enforcing contracts easier by amending the code of civil procedure to establish a simplified procedure for small claims and introduce time standards for certain court events.

## Algeria

### ✓ Getting electricity

Algeria made the process for getting an electricity connection easier by streamlining internal administrative processes and by granting new licenses to vendors selling pre-built substations.

### ✓ Trading across borders

Algeria made importing easier by implementing joint inspections between control agencies.



Reforms affecting the labor market regulation indicators are included here but do not affect the ranking on the ease of doing business nor the list of economies that improved the most in 2017/18.

## Angola

### ✓ Getting electricity

Angola improved the monitoring and regulation of power outages by beginning to record data for the annual system average interruption duration index (SAIDI) and system average interruption frequency index (SAIFI) for all the outages lasting longer than three minutes (down from 15 minutes previously).

### ✓ Trading across borders

Angola made exporting and importing easier by implementing an automated customs data management system, ASYCUDA (Automated System for Customs Data) World, and by upgrading its port community system to allow for electronic information exchange between different parties involved in the import/export process.

## Antigua and Barbuda

### ✓ Getting credit

Antigua and Barbuda improved access to credit information through the introduction of regulations that govern the licensing and functioning of credit bureaus in the member states of the Eastern Caribbean Currency Union (ECCU).

## Argentina

### ✓ Starting a business

Argentina made starting a business easier by introducing an expedited process for limited liability companies that includes company incorporation, book legalization, tax and social security registration.

## Armenia

### ✓ Starting a business

Armenia made starting a business easier by allowing voluntary value added tax registration at the time of business incorporation.

### ✓ Getting electricity

Armenia made getting electricity faster by imposing new deadlines for procedures to obtain a new electrical connection.

### ✓ Protecting minority investors

Armenia strengthened minority investor protections by increasing disclosure of related-party transactions, clarifying ownership and control structures and requiring greater corporate transparency.

### ✓ Paying taxes

Armenia made paying taxes easier by introducing administrative measures to ease compliance with corporate income tax, value added tax and labor tax rules.

### ✓ Enforcing contracts

Armenia made enforcing contracts easier by introducing a simplified procedure for small claims and time standards for key court events.

## Azerbaijan

### ✓ Dealing with construction permits

Azerbaijan made dealing with construction permits easier by streamlining its construction permitting process. Construction permits are now issued only by the Baku City Executive Office's single window.

### ✓ Getting electricity

Azerbaijan improved the reliability of power supply by investing in grid infrastructure and establishing a national regulator to monitor power outages. Azerbaijan also made getting electricity faster and less costly by establishing a single window.

### ✓ Registering property

Azerbaijan made registering property easier by increasing the transparency of the land administration system.

### ✓ Getting credit

Azerbaijan strengthened access to credit by introducing a new secured transactions law and insolvency law, which implemented a functional secured transactions system, broadened the scope of assets that can be used as collateral and provided secured creditors with grounds for relief and time limits during an automatic stay. Azerbaijan also set up a unified, modern and notice-based collateral registry, and improved access to credit information by establishing a new credit bureau.

### ✓ Protecting minority investors

Azerbaijan strengthened minority investor protections by increasing shareholders' rights and role in major corporate decisions, clarifying ownership and control structures and requiring greater corporate transparency.

### ✓ Paying taxes

Azerbaijan made paying taxes easier by introducing electronic invoicing (e-invoicing) and a unified tax return for social security contributions and enhancing the online platform for filing corporate income tax.

### ✓ Trading across borders

Azerbaijan made trading across borders faster by streamlining electronic customs procedures and fully implementing the "green corridor" gating system.

### ✓ Resolving insolvency

Azerbaijan made resolving insolvency easier by providing for the avoidance of preferential transactions.

### Labor market regulation

Azerbaijan changed regulations pertaining to the notice period for redundancy dismissals and severance payments.

## Bahamas, The

### ✓ Getting credit

The Bahamas improved access to credit information through the introduction of regulations that govern the licensing, functioning and regulation of credit bureaus in the country.

### ✓ Paying taxes

The Bahamas made paying taxes easier by establishing an online system for filing and paying value added tax.

## Bahrain

### ✓ Protecting minority investors

Bahrain strengthened minority investor protections by increasing shareholders' rights and role in major decisions, clarifying ownership and control structures and requiring greater corporate transparency.

### ✓ Trading across borders

Bahrain reduced the time needed to import by deploying portal scanners and upgrading the single window system.

## Belarus

### ✓ Starting a business

Belarus made starting a business easier by abolishing the requirement to register the book of Registry of Inspections and allowing its purchase within six months of incorporation.

### ✓ Dealing with construction permits

Belarus made dealing with construction permits easier by streamlining the process at the one-stop shop.

## Belgium

### ✓ Getting credit

Belgium strengthened access to credit by implementing a new Pledge Law which allowed security interest to automatically attach to the products, proceeds and replacements of the original asset, and out-of-court

enforcement of the security interest. Belgium also established a unified and modern collateral registry.

### ✓ Resolving insolvency

Belgium made resolving insolvency easier by streamlining the insolvency framework, expanding the scope of the law and introducing new preventive measures.

## Benin

### ✓ Getting credit

Benin improved access to credit information by launching a new credit bureau.

### ✓ Enforcing contracts

Benin made enforcing contracts easier by adopting a law that regulates all aspects of mediation as an alternative dispute resolution mechanism.

### Labor market regulation

Benin amended its regulations pertaining to fixed-term contracts.

## Bhutan

### ✓ Paying taxes

Bhutan made paying taxes easier by introducing an online platform for filing corporate income tax and personal income tax returns.

## Bolivia

### ✓ Starting a business

Bolivia made starting a business easier by eliminating the requirement for name reservation certificates, allowing online publication of the deeds and reducing publication and registration fees at the Ministry of Labor.

## Botswana

### ✓ Dealing with construction permits

Botswana made dealing with construction permits easier by streamlining the inspection system through

allowing the use of in-house or third-party engineers.

## Brazil

### ✓ Starting a business

Brazil made starting a business easier by launching online systems for company registration, licensing and employment notifications. This reform applies to both Rio de Janeiro and São Paulo.

### ✓ Getting electricity

Brazil (São Paulo) improved the reliability of electricity by modernizing its grid network and introducing new software programs allowing better outage management and distribution planning.

### ✗ Registering property

Brazil (Rio de Janeiro) made registering property more expensive by increasing the municipal property transfer tax.

### ✓ Getting credit

Brazil improved access to credit information by distributing at least two years of historical data. This reform applies to both Rio de Janeiro and São Paulo.

### ✓ Trading across borders

Brazil reduced the time required for import documentary compliance by introducing electronic certificates of origin. This reform applies to both Rio de Janeiro and São Paulo.

### Labor market regulation

Brazil changed regulations pertaining to intermittent work, work scheduling, compensation, employee termination and union representation. This reform applies to both Rio de Janeiro and São Paulo.

## Brunei Darussalam

### ✓ Starting a business

Brunei Darussalam made starting a business easier by merging the name



verification into the incorporation application, expediting incorporation applications and eliminating the practice of stamping share certificates.

#### ✓ Getting electricity

Brunei Darussalam made getting electricity easier by reducing the number of procedures needed to obtain a new connection.

#### ✓ Getting credit

Brunei Darussalam improved access to credit information by starting to provide consumer and commercial credit scores to banks and financial institutions.

### Bulgaria

#### Labor market regulation

Bulgaria amended its legislation to extend the duration of the contribution period that is required before an employee can become eligible for unemployment protection.

### Burkina Faso

#### ✓ Enforcing contracts

Burkina Faso made enforcing contracts easier by adopting a law that regulates all aspects of mediation as an alternative dispute resolution mechanism.

### Burundi

#### ✓ Starting a business

Burundi made starting a business less expensive by reducing the cost of registering a business.

#### ✓ Dealing with construction permits

Burundi increased the transparency of dealing with construction permits by publishing regulations related to construction online free of charge.

#### ✓ Resolving insolvency

Burundi made resolving insolvency easier by streamlining the insolvency framework, expanding the scope of the

insolvency law and introducing new preventive measures.

### Cambodia

#### ✓ Dealing with construction permits

Cambodia made dealing with construction permits less costly by reducing the fees to obtain a building permit.

### Cameroon

#### ✓ Starting a business

Cameroon made starting a business easier by publishing notices of company incorporation online through the one-stop shop.

#### ✓ Enforcing contracts

Cameroon made enforcing contracts easier by adopting a law that regulates all aspects of mediation as an alternative dispute resolution mechanism.

### Canada

#### ✓ Enforcing contracts

Canada made enforcing contracts easier by introducing an e-system that allows plaintiffs to file the initial complaint and pay court fees electronically.

#### Labor market regulation

Canada amended its legislation to increase paid annual leave after five and ten years of employment and introduced two days of paid sick leave.

### Central African Republic

#### ✓ Starting a business

The Central African Republic made starting a business easier by reducing the paid-in minimum capital requirement for business incorporation.

#### ✓ Enforcing contracts

The Central African Republic made enforcing contracts easier by adopting a law that regulates all aspects of mediation as an alternative dispute resolution mechanism.

### Chad

#### ✓ Starting a business

Chad made starting a business easier by allowing registration of the articles of association at the one-stop shop.

#### ✓ Registering property

Chad made property registration easier by halving the registration fee.

#### ✓ Enforcing contracts

Chad made enforcing contracts easier by adopting a law that regulates all aspects of mediation as an alternative dispute resolution mechanism.

### Chile

#### ✓ Starting a business

Chile made starting a business easier by replacing the requirement to print and present sealed accounting books and invoices to the Internal Revenue Service with an electronic system.

#### ✓ Enforcing contracts

Chile made enforcing contracts easier by introducing an e-system that allows plaintiffs to file the initial complaint electronically.

### China

#### ✓ Starting a business

China made starting a business easier by launching online company registrations and by simplifying social security registrations. This reform applies to both Beijing and Shanghai.

#### ✓ Dealing with construction permits

China streamlined the process of obtaining the building permit, the certificate of completion and registering new buildings with the real estate registry. It also improved its building quality control by introducing stricter qualification requirements for professionals in the construction industry and improving public access to information. This reform applies to both Beijing and Shanghai.

### ✓ Getting electricity

China made getting electricity easier in Beijing and Shanghai by expanding network capacity so that all connections of power loads of 160kW or less are now made directly to the low voltage network, for which the connection process is carried out entirely by the utility free of charge. The time to obtain an electricity connection was also reduced thanks to the rollout of a new mobile application for customers.

### ✓ Registering property

China made registering property easier by streamlining administrative procedures and by increasing the reliability and transparency of its land administration system. This reform applies to both Beijing and Shanghai.

### ✓ Protecting minority investors

China strengthened minority investor protections by increasing shareholders' rights and role in major corporate decisions, clarifying ownership and control structures and requiring reimbursement of legal expenses incurred by shareholders. This reform applies to both Beijing and Shanghai.

### ✓ Paying taxes

China made paying taxes easier by abolishing the business tax, allowing for joint filing and payment of all stamp duties and by implementing several administrative reforms to lower the compliance time. These reforms apply to both Beijing and Shanghai. Beijing also made paying taxes less costly by reducing the housing fund rate paid by the employer.

### ✓ Trading across borders

China reduced the time and cost to export and import by implementing a single window, eliminating administrative charges, increasing transparency and encouraging competition. These reforms apply to both Beijing and Shanghai.

## Comoros

### ✓ Enforcing contracts

The Comoros made enforcing contracts easier by adopting a law that regulates all aspects of mediation as an alternative dispute resolution mechanism.

## Congo, Dem. Rep.

### ✓ Registering property

The Democratic Republic of Congo made property registration easier by reducing the fees for securing property titles.

### ✓ Trading across borders

The Democratic Republic of Congo reduced the time needed to export and import by implementing the national trade single window.

### ✓ Enforcing contracts

The Democratic Republic of Congo made enforcing contracts easier by adopting a law that regulates all aspects of mediation as an alternative dispute resolution mechanism.

## Congo, Rep.

### ✓ Registering property

The Republic of Congo made property registration easier by reducing the property transfer fee.

### ✓ Enforcing contracts

The Republic of Congo made enforcing contracts easier by adopting a law that regulates all aspects of mediation as an alternative dispute resolution mechanism.

## Costa Rica

### x Starting a business

Costa Rica made starting a business more expensive by introducing a new legal entities tax.

## Labor market regulation

Costa Rica changed regulations pertaining to the content of dismissal letters, non-discrimination, special protection for employees and limitations to strikes and implemented a new jurisdictional structure of the labor courts.

## Côte d'Ivoire

### ✓ Starting a business

Côte d'Ivoire made starting a business easier by eliminating the requirement to notarize company deeds.

### ✓ Dealing with construction permits

Côte d'Ivoire strengthened construction quality control by appointing an independent architect in the commission tasked with reviewing building permit applications.

### ✓ Getting credit

Côte d'Ivoire improved access to credit information by expanding its credit bureau's borrower coverage and beginning to distribute data from utility companies.

### ✓ Paying taxes

Côte d'Ivoire made paying taxes easier by introducing an online platform for filing corporate income tax and value added tax returns.

### ✓ Enforcing contracts

Côte d'Ivoire made enforcing contracts easier by adopting a law that regulates all aspects of mediation as an alternative dispute resolution mechanism.

## Croatia

### ✓ Registering property

Croatia made transferring property more efficient by digitizing its land registry.

## Cyprus

### ✓ Protecting minority investors

Cyprus strengthened minority investor protections by increasing disclosure of related-party transactions and strengthening shareholders' rights and role in major corporate decisions.

### ✓ Paying taxes

Cyprus made paying taxes easier by abolishing the immovable property tax, discontinuing the special contribution for private sector employees, private sector pensioners and self-employed individuals, introducing an online system for filing value added tax returns and value added tax refund claims and reducing the sewerage duty tax rates.

## Denmark

### ✓ Enforcing contracts

Denmark made enforcing contracts easier by introducing an online platform that allows users to file the initial complaint electronically and judges and lawyers to manage cases electronically.

## Djibouti

### ✓ Starting a business

Djibouti made starting a business easier by creating a one-stop shop for business start-up.

### ✓ Registering property

Djibouti made property transfer easier and more transparent by reducing registration fees, implementing strict deadlines to register the sale agreement with the tax authority, scanning the majority of land titles for Djibouti Ville and by requiring by law that all property sales transactions be registered at the land registry to become opposable to third parties.

### ✓ Getting credit

Djibouti strengthened access to credit by broadening the scope of assets

that can be used as collateral, allowing future assets to be used as collateral, allowing general description of debts and obligations and providing secured creditors with absolute priority outside bankruptcy.

### ✓ Protecting minority investors

Djibouti strengthened minority investor protections by requiring greater disclosure of transactions with interested parties, strengthening remedies against interested directors, extending access to corporate information before trial, increasing shareholders' rights and role in major corporate decisions, clarifying ownership and control structures and requiring greater corporate transparency.

### ✓ Enforcing contracts

Djibouti made enforcing contracts easier by establishing a dedicated division within the first-instance court to resolve commercial cases and by adopting a new Code of Civil Procedure that regulates voluntary conciliation and mediation proceedings, as well as time standards for key court events.

### ✓ Resolving insolvency

Djibouti made resolving insolvency easier by making insolvency proceedings more accessible for creditors and granting them greater participation in the proceedings.

## Dominican Republic

### ✓ Protecting minority investors

The Dominican Republic strengthened minority investor protections by increasing the independence of boards of directors, requiring the roles of chairperson and president to fall on different individuals and charging potential acquirers of significant stakes to make their acquisitions through a public offering.

## Ecuador

### ✓ Paying taxes

Ecuador made paying taxes easier and less costly by discontinuing the solidarity contributions introduced in 2016 and by allowing employers to deduct an additional 100% on amounts paid to cover private medical insurance.

## Egypt, Arab Rep.

### ✓ Starting a business

Egypt made starting a business easier by removing the requirement to obtain a bank certificate and establishing a one-stop shop.

### ✓ Getting credit

Egypt strengthened access to credit by introducing the possibility of granting a nonpossessory security right in a single category of movable assets without requiring a specific description of the collateral. Secured creditors are now given absolute priority over other claims, such as labor and tax, both outside and within bankruptcy proceedings.

### ✓ Protecting minority investors

Egypt strengthened minority investors protections by increasing corporate transparency.

### ✓ Paying taxes

Egypt made paying taxes easier by extending value added tax cash refunds to manufacturers in case of a capital investment.

### ✓ Resolving insolvency

Egypt made resolving insolvency easier by introducing the reorganization procedure, allowing debtors to initiate the reorganization procedure and granting creditors greater participation in the proceedings.

## El Salvador

### ✓ Dealing with construction permits

El Salvador made dealing with construction permits less time-consuming by eliminating the requirement to obtain a feasibility study for rainwater drainage for land plots under 1,000 square meters.

### ✓ Trading across borders

El Salvador made exporting easier by introducing an intermediate customs post for shipments transiting through the Anguiatú land border.

## Equatorial Guinea

### ✓ Enforcing contracts

Equatorial Guinea made enforcing contracts easier by adopting a law that regulates all aspects of mediation as an alternative dispute resolution mechanism.

## Eswatini

### ✓ Registering property

Eswatini made registering property easier by increasing the transparency of the land registry.

## Ethiopia

### ✓ Starting a business

Ethiopia made starting a business easier by removing the need to obtain a certificate of competence for certain types of businesses.

### ✓ Dealing with construction permits

Ethiopia made the process of obtaining construction permits faster by reducing the time needed to obtain planning consent.

### ✓ Enforcing contracts

Ethiopia made enforcing contracts easier by establishing specialized benches to resolve commercial cases.

## Finland

### ✓ Paying taxes

Finland made paying taxes less costly by reducing the labor contribution rates paid by employers and by introducing a new and more efficient online portal, MyTax, for filing corporate income tax returns.

## France

### ✓ Getting electricity

France made getting electricity easier by streamlining the application process and reducing the time for the external works.

### ✓ Registering property

France made registering property easier by implementing an electronic registration system and improving efficiency at the land registry.

### ✓ Paying taxes

France made paying taxes less costly by decreasing the corporate income tax rate, increasing the rate of the competitiveness and employment tax credit (CICE) and decreasing the rates for the territorial economic contribution as well as social security contributions paid by employers.

### Labor market regulation

France amended its labor code to modify the amount of severance payments for employees after one, five and ten years of employment.

## Gabon

### ✓ Starting a business

Gabon made starting a business easier by publishing a notice of incorporation with the company registration at the one-stop shop.

### ✓ Dealing with construction permits

Gabon made dealing with construction permits safer and less expensive by implementing decennial liability and by reducing the cost to obtain a fire safety approval.

### ✓ Getting electricity

Gabon improved the monitoring and regulation of power outages by beginning to record data for the annual system average interruption duration index (SAIDI) and system average interruption frequency index (SAIFI). Gabon also improved the regulatory framework of the electricity sector as the national regulator now monitors the utility's performance on the reliability of supply.

### ✓ Registering property

Gabon made registering property easier by increasing the transparency of the land registry.

### x Paying taxes

Gabon made paying taxes more difficult by levying two new taxes: the special solidarity contribution tax and the tax for professional training.

### ✓ Enforcing contracts

Gabon made enforcing contracts easier by adopting a law that regulates all aspects of mediation as an alternative dispute resolution mechanism.

## Georgia

### ✓ Starting a business

Georgia made starting a business easier by allowing voluntary value added tax registration at the time of business incorporation.

### ✓ Paying taxes

Georgia made paying taxes easier by levying income tax on distributed profits rather than on taxable profits. At the same time, Georgia made paying taxes more difficult by requiring value added tax to be imposed on advance payments for goods and services.

### ✓ Enforcing contracts

Georgia made enforcing contracts easier by introducing random and automatic assignment of cases to judges throughout the courts.

## Ghana

### ✓ Dealing with construction permits

Ghana strengthened construction quality control by imposing stricter qualification requirements for professionals in charge of technical inspections.

### ✓ Trading across borders

Ghana made importing easier by implementing a paperless customs clearance processing system.

## Greece

### ✓ Dealing with construction permits

Greece streamlined its construction permitting process as building owners must now use their in-house engineer for the intermediate inspection, as opposed to the municipality.

### x Registering property

Greece made registering property more burdensome by requiring a property tax certificate for registering a property transfer.

## Grenada

### ✓ Getting credit

Grenada improved access to credit information through the introduction of regulations that govern the licensing and functioning of credit bureaus in the member states of the Eastern Caribbean Currency Union (ECCU).

## Guatemala

### ✓ Starting a business

Guatemala made starting a business easier by reducing the minimum capital requirement, reducing the registration fees and streamlining registration procedures.

## Guinea

### ✓ Starting a business

Guinea made starting a business easier by allowing registration with the labor promotion agency at the one-stop shop.

### ✓ Dealing with construction permits

Guinea made dealing with construction permits less expensive and time-consuming by reducing the cost and the time needed to obtain a building permit.

### ✓ Registering property

Guinea made property registration easier by reducing the property transfer fee.

### ✓ Trading across borders

Guinea made importing easier by eliminating pre-shipment inspections for imports.

### ✓ Enforcing contracts

Guinea made enforcing contracts easier by adopting a law that regulates all aspects of mediation as an alternative dispute resolution mechanism.

## Guinea-Bissau

### ✓ Enforcing contracts

Guinea-Bissau made enforcing contracts easier by adopting a law that regulates all aspects of mediation as an alternative dispute resolution mechanism.

## Haiti

### ✓ Getting credit

Haiti improved access to credit information by launching a new credit registry.

### Labor market regulation

Haiti amended its legislation pertaining to the 24-hour weekly rest period, weekly holiday and night work premiums, other work-related distribution of hours, services and minimum working age requirements.

## Hong Kong SAR, China

### ✓ Getting electricity

Hong Kong SAR, China, made the process of getting an electricity connection faster by establishing a specialized

task force to undertake the trenching, excavation and reinstatement of the underground cables.

## Hungary

### ✓ Paying taxes

Hungary made paying taxes less costly by decreasing the social tax rate paid by the employer and by reducing the corporate income tax rate to a flat rate.

## India

### ✓ Starting a business

India made starting a business easier by fully integrating multiple application forms into a general incorporation form. India also replaced the value added tax with the GST (Goods and Services Tax) for which the registration process is faster. These reforms apply to both Delhi and Mumbai. At the same time, Mumbai abolished the practice of site inspections for registering companies under the Shops and Establishments Act.

### ✓ Dealing with construction permits

India streamlined the process of obtaining a building permit and made it faster and less expensive to obtain a construction permit. It also improved building quality control by introducing decennial liability and insurance. This reform applies to both Delhi and Mumbai.

### ✓ Getting electricity

The Delhi Electricity Regulatory Commission reduced charges for low voltage connections. Getting electricity was also made easier in Delhi through a reduction in the time for the utility to carry out the external connection works.

### ✓ Getting credit

India strengthened access to credit by amending its insolvency law. Secured creditors are now given absolute priority over other claims

within insolvency proceedings. This reform applies to both Delhi and Mumbai.

#### ✓ Paying taxes

India made paying taxes easier by replacing many indirect taxes with a single indirect tax, the GST, for the entire country. India also made paying taxes less costly by reducing the corporate income tax rate and the employees' provident funds scheme rate paid by the employer. This reform applies to both Delhi and Mumbai.

#### ✓ Trading across borders

India reduced the time and cost to export and import through various initiatives, including the implementation of electronic sealing of containers, the upgrading of port infrastructure and allowing electronic submission of supporting documents with digital signatures. This reform applies to both Delhi and Mumbai.

#### Labor market regulation

India (Mumbai) changed regulations pertaining to weekly holiday work, overtime hours and paid annual leave.

### Indonesia

#### ✓ Starting a business

Indonesia made starting a business easier by combining different social security registrations and by reducing notarization fees in both Jakarta and Surabaya. Also, different registrations were combined at the one-stop shop in Surabaya.

#### ✓ Registering property

Indonesia made registering property easier by reducing the time to solve land disputes at the first-instance court and enhanced the transparency of the land registry. This reform applies to both Jakarta and Surabaya.

#### ✓ Getting credit

Indonesia improved access to credit information by distributing data from

retailers and utility companies. This reform applies to both Jakarta and Surabaya.

### Iran, Islamic Rep.

#### ✓ Paying taxes

The Islamic Republic of Iran made paying taxes easier by introducing an online system for filing social security contributions, allowing the possibility of filing value added tax refund claims online, amending corporate income tax returns online and making payment of additional tax liability at the bank.

#### ✓ Trading across borders

The Islamic Republic of Iran made exporting and importing easier by enhancing the national trade single window.

### Ireland

#### ✗ Registering property

Ireland made property registration more costly by increasing the stamp duty on a non-residential property transfer.

#### ✓ Getting credit

Ireland improved access to credit information by establishing a new credit registry.

#### ✓ Enforcing contracts

Ireland made enforcing contracts easier by introducing a consolidated law on voluntary mediation.

### Israel

#### ✓ Registering property

Israel made registering property easier by reducing the time needed to obtain a municipal tax clearance certificate and by increasing the transparency of the land registry and cadaster.

#### Labor market regulation

Israel changed regulations pertaining to working hours per week, overtime hours and maternity leave.

### Italy

#### ✗ Paying taxes

Italy made paying taxes more costly by introducing lower exemptions on social security contributions paid by employers for employees hired between January 1, 2016, and December 12, 2016.

### Jamaica

#### ✓ Getting credit

Jamaica improved access to credit information by distributing data from utility companies.

### Jordan

#### ✓ Getting credit

Jordan improved access to credit information by reporting data on credit payments from a retailer.

#### ✓ Protecting minority investors

Jordan strengthened minority investor protections by extending access to evidence before trial, increasing shareholders' rights and role in major corporate decisions, clarifying ownership and control structures and requiring greater corporate transparency.

#### ✓ Paying taxes

Jordan made paying taxes easier by implementing an online system for filing and payment of general sales tax.

#### ✓ Enforcing contracts

Jordan made enforcing contracts easier by introducing a system that allows users to pay court fees electronically.

### Kazakhstan

#### ✓ Starting a business

Kazakhstan made starting a business easier by reducing the time required for value added tax registration.

#### ✓ Trading across borders

Kazakhstan made trading across borders easier by introducing an

electronic customs declaration system, ASTANA-1 IS, as well as reducing customs administrative fees.

#### ✓ Enforcing contracts

Kazakhstan made enforcing contracts easier by making judgments rendered at all levels in commercial cases publicly available and publishing performance measurement reports on local commercial courts.

### Kenya

#### ✓ Registering property

Kenya made registering property easier by introducing an online system to clear land rent rates.

#### ✓ Getting credit

Kenya strengthened access to credit by introducing a new law on secured transactions that created a unified secured transactions legal framework and establishing a new unified and notice-based collateral registry.

#### ✓ Protecting minority investors

Kenya strengthened minority investor protections by increasing disclosure requirements, regulating the approval of transactions with interested parties and increasing available remedies if said transactions are prejudicial, increasing shareholders' rights and role in major corporate decisions and requiring greater corporate transparency.

#### ✓ Paying taxes

Kenya made paying taxes easier by merging all permits into a single unified business permit and by simplifying the value added tax schedule on its iTax platform.

#### ✓ Resolving insolvency

Kenya made resolving insolvency easier by facilitating the continuation of the debtor's business during insolvency proceedings, providing for equal treatment of creditors in reorganization

proceedings and granting creditors greater participation in the insolvency proceedings.

### Kosovo

#### ✓ Dealing with construction permits

Kosovo made dealing with construction permits easier by streamlining the inspection system through the use of an in-house engineer.

#### ✓ Paying taxes

Kosovo made paying taxes easier by allowing taxpayers to claim value added tax refund on the standard value added tax return form, by streamlining the value added tax audit process and by eliminating the requirement to report purchases over €500 (\$570).

#### ✓ Trading across borders

Kosovo made exporting easier by streamlining customs clearance at the border.

### Kuwait

#### ✓ Starting a business

Kuwait made starting a business easier by eliminating the paid-in minimum capital requirement.

#### ✓ Protecting minority investors

Kuwait strengthened minority investor protections by requiring an independent review of related-party transactions and clarifying ownership and control structures.

### Kyrgyz Republic

#### ✓ Protecting minority investors

The Kyrgyz Republic strengthened minority investor protections by increasing shareholders' rights and role in major corporate decisions, strengthening the independence of boards of directors and barring subsidiaries from acquiring shares issued by their parent companies.

#### ✓ Trading across borders

The Kyrgyz Republic made trading across borders easier by streamlining exports within the Eurasian Economic Union.

#### ✓ Enforcing contracts

The Kyrgyz Republic made enforcing contracts easier by introducing a pre-trial conference as part of the case management techniques in court and adopting a consolidated law on voluntary mediation.

#### ✓ Resolving insolvency

The Kyrgyz Republic made resolving insolvency easier by facilitating the continuation of the debtor's business during insolvency proceedings and granting creditors greater access to information on the debtor's financial situation during the proceedings.

### Lao PDR

#### ✓ Trading across borders

Lao PDR made trading across borders faster by streamlining the customs clearance process.

### Latvia

#### ✗ Registering property

Latvia made property transfer less transparent by not publishing statistical data on the number of land disputes for 2017.

### Lesotho

#### ✓ Trading across borders

Lesotho made exporting and importing easier by implementing an automated customs data management system, ASYCUDA.

### Lithuania

#### ✓ Protecting minority investors

Lithuania strengthened minority investor protections by introducing



greater requirements for the disclosure of the compensation of directors and other high-ranking officers on an individual basis.

#### ✓ **Paying taxes**

Lithuania made paying taxes easier by merging the filing and payment of two labor contributions and issuing pre-populated value added tax returns.

#### ✓ **Trading across borders**

Lithuania made exporting easier by enhancing its automated customs data management system.

#### **Labor market regulation**

Lithuania changed legislation on working hours, paid annual leave, as well as notice period and severance payments in case of redundancy.

### **Luxembourg**

#### **Labor market regulation**

Luxembourg increased post-natal maternity leave, amended statutory provisions for leave for personal reasons and family leave, introduced state co-financing of professional training and amended pre-retirement rules.

### **Macedonia, FYR**

#### ✓ **Dealing with construction permits**

FYR Macedonia made the construction permitting process less costly by reducing the land development fees.

### **Madagascar**

#### ✓ **Dealing with construction permits**

Madagascar strengthened construction quality control by appointing an independent architect in the commission tasked with reviewing building permit applications and reduced the cost to obtain a building permit.

#### ✓ **Getting credit**

Madagascar improved access to credit information through the introduction of a new law governing the

establishment, licensing and functioning of credit bureaus.

#### ✓ **Enforcing contracts**

Madagascar made enforcing contracts easier by introducing an automated system that randomly assigns cases to judges and that allows judges to manage cases electronically.

### **Malawi**

#### ✓ **Registering property**

Malawi made property transfer faster by decentralizing the consent to transfer property to local government authorities.

#### ✓ **Enforcing contracts**

Malawi made enforcing contracts easier by adopting new civil procedure rules regulating time standards for key court events.

### **Malaysia**

#### ✓ **Starting a business**

Malaysia made starting a business easier by introducing an online registration system for the goods and service tax.

#### ✓ **Dealing with construction permits**

Malaysia streamlined the process of obtaining a building permit and made it faster to obtain construction permits.

#### ✓ **Getting electricity**

Malaysia made getting electricity easier by eliminating the site visit for new commercial electricity connections.

#### ✓ **Registering property**

Malaysia made property transfer simpler by implementing an online single window platform to carry out property searches.

#### ✓ **Trading across borders**

Malaysia made trading across borders easier by introducing electronic forms and by enhancing its risk-based

inspection system. Malaysia also made importing and exporting easier by improving infrastructure and the port operation system at Port Klang.

#### ✓ **Resolving insolvency**

Malaysia made resolving insolvency easier by introducing the reorganization procedure.

#### **Labor market regulation**

Malaysia changed regulations pertaining to unemployment protection.

### **Mali**

#### ✓ **Enforcing contracts**

Mali made enforcing contracts easier by adopting a law that regulates all aspects of mediation as an alternative dispute resolution mechanism.

#### **Labor market regulation**

Mali introduced language guaranteeing equal remuneration for work of equal value in the legislation.

### **Malta**

#### ✓ **Dealing with construction permits**

Malta made dealing with construction permits easier by streamlining the process of obtaining a building permit. On the other hand, Malta increased the time to issue a building permit.

### **Marshall Islands**

#### ✗ **Paying taxes**

The Marshall Islands made paying taxes more costly by raising the retirement fund rate paid by employers.

### **Mauritania**

#### ✓ **Starting a business**

Mauritania made starting a business less costly by eliminating the company deed registration fees.

#### ✓ **Dealing with construction permits**

Mauritania increased the transparency of dealing with construction permits

by publishing regulations related to construction online free of charge.

#### ✓ Getting credit

Mauritania improved its credit information system by guaranteeing by law borrowers' right to inspect their personal data.

### Mauritius

#### ✓ Starting a business

Mauritius made starting a business easier by linking the database of the business registry with the database of the social security office. Mauritius also eliminated the requirement for married women to provide a marriage certificate when applying for a national identity card.

#### ✓ Registering property

Mauritius made registering property easier by increasing the transparency of the land administration system.

#### ✓ Protecting minority investors

Mauritius strengthened minority investor protections by clarifying ownership and control structures and requiring greater corporate transparency.

#### ✓ Paying taxes

Mauritius made paying taxes easier by introducing an expedited processing system for value added tax refunds and by upgrading its online platform to allow for the online submission of invoices and amended corporate income tax returns.

#### ✓ Trading across borders

Mauritius made exporting easier by introducing a risk-based management system.

### Mexico

#### x Dealing with construction permits

Mexico (Mexico City) made dealing with construction permits more expensive by amending the tax code.

### Moldova

#### ✓ Starting a business

Moldova made starting a business easier by removing the requirement to file separately for registration with the national statistics bureau.

### Mongolia

#### ✓ Enforcing contracts

Mongolia made enforcing contracts easier by reducing the fees that are advanced by the plaintiff to enforce a judgment.

### Morocco

#### ✓ Starting a business

Morocco made starting a business less costly by abolishing the deed registration fee and stamp duties.

#### ✓ Registering property

Morocco made registering property easier by increasing the transparency of the land registry and cadaster and by streamlining administrative procedures.

#### ✓ Trading across borders

Morocco made exporting and importing easier by implementing a paperless customs clearance system and improving infrastructure at the port of Tangier.

#### ✓ Resolving insolvency

Morocco made resolving insolvency easier by facilitating the commencement of proceedings, encouraging the continuation of the debtor's business during insolvency proceedings and by making insolvency proceedings more accessible for creditors and granting them greater participation in the proceedings.

### Mozambique

#### x Starting a business

Mozambique made starting a business more expensive by increasing the cost

to publish the company's deed. At the same time, Mozambique made starting a business less costly by replacing the business license with a notification of activity for some sectors.

#### ✓ Getting electricity

Mozambique improved the monitoring and regulation of power outages by beginning to record data for the annual system average interruption duration index (SAIDI) and system average interruption frequency index (SAIFI). Mozambique also made getting electricity faster by imposing new deadlines for connection procedures and streamlining processes.

#### ✓ Paying taxes

Mozambique made paying taxes easier by reducing the mandatory carry-forward period before taxpayers can request a value added tax cash refund to four months (from 12 months previously).

#### ✓ Trading across borders

Mozambique made trading across borders easier by streamlining the submission of documents for imports, improving infrastructure at the Ressano Garcia border crossing and simplifying export documentary compliance.

#### Labor market regulation

Mozambique introduced a new social security regulation.

### Myanmar

#### ✓ Starting a business

Myanmar made starting a business less expensive by reducing the registration fee.

#### ✓ Getting electricity

Myanmar improved the monitoring and regulation of power outages by beginning to record data for the annual system average interruption duration index (SAIDI) and system average interruption frequency index (SAIFI). Myanmar also made getting electricity

more transparent by publishing electricity tariffs online.

## Namibia

### ✓ Enforcing contracts

Namibia made enforcing contracts easier by making performance measurement reports publicly available to show the court's performance and the progress of cases through the court.

## Nepal

### ✗ Paying taxes

Nepal made paying taxes more difficult by introducing a new labor contribution (gratuity contribution), medical insurance and accident insurance paid by the employer.

### Labor market regulation

Nepal changed regulations pertaining to fixed-term contracts, probationary periods, working hours, paid maternity and sick leave, night work for women, third-party approval in case of redundancy and unemployment protection.

## New Zealand

### ✓ Starting a business

New Zealand made starting a business less expensive by reducing the fees for name search and company incorporation.

## Nicaragua

### ✓ Getting credit

Nicaragua strengthened access to credit by establishing a unified collateral registry.

## Niger

### ✓ Dealing with construction permits

Niger made dealing with construction permits less costly by reducing the fees associated with obtaining a building permit.

### ✓ Getting electricity

Niger made the process of getting an electricity connection faster by increasing the stock of material the utility carries and by allowing the internal wiring certificate of conformity to be obtained at the same time as the external connection works.

### ✓ Registering property

Niger made registering property faster by decreasing the time needed to transfer and register property.

### ✓ Enforcing contracts

Niger made enforcing contracts easier by introducing a simplified procedure for small claims, rules limiting adjournments and mediation as an alternative dispute resolution mechanism.

## Nigeria

### ✓ Starting a business

Nigeria made starting a business easier by reducing the time needed to register a company at the corporate affairs commission and introducing an online platform to pay stamp duty. This reform applies to both Kano and Lagos.

### ✓ Getting electricity

Nigeria made getting electricity easier by requiring that the distribution companies obtain the right of way on behalf of the customers and by turning on the electricity once the meter is installed. This reform applies to both Kano and Lagos.

### ✗ Registering property

Nigeria (Kano) made property registration less transparent by no longer publishing online the fee schedule and the list of documents necessary to register a property.

### ✓ Trading across borders

Nigeria reduced the time needed to export and import by implementing joint inspections, the NICIS2 electronic system and around-the-clock

operations at Apapa Port. This reform applies to both Kano and Lagos.

### ✓ Enforcing contracts

Nigeria (Lagos) made enforcing contracts easier by issuing new rules of civil procedure for small claims courts which limit adjournments to unforeseen and exceptional circumstances.

## Norway

### Labor market regulation

Norway amended its legislation to allow for night work until 11:00 PM if an employer and employee enter into a written agreement.

## Oman

### ✗ Paying taxes

Oman made paying taxes more costly by increasing the corporate income tax rate and by eliminating the tax exemption on the first 30,000 Omani rials (\$78,000) of taxable profits.

## Pakistan

### ✓ Starting a business

Pakistan made starting a business easier by enhancing the online one-stop registration system, replacing several forms for incorporation with a single application and establishing information exchange between the registry and the tax authority. This change applies to both Karachi and Lahore.

### ✓ Registering property

Pakistan (Lahore) made registering property easier by streamlining and automating administrative procedures and by increasing the transparency of its land administration system. Pakistan (Karachi) made registering property easier by increasing the transparency of the land registry.

### ✓ Resolving insolvency

Pakistan made resolving insolvency easier by introducing the reorganization

procedure and improving the continuation of the debtor's business during insolvency proceedings. This change applies to both Karachi and Lahore.

### Panama

#### ✓ Paying taxes

Panama made paying taxes easier by establishing an online system for filing and payment of corporate income tax, value added tax and real estate tax.

### Papua New Guinea

#### ✓ Getting electricity

Papua New Guinea improved the reliability of the electricity supply in Port Moresby by increasing power generation capacity.

#### ✓ Registering property

Papua New Guinea made registering property easier by increasing the transparency of the land administration system.

#### ✓ Protecting minority investors

Papua New Guinea strengthened minority investor protections by introducing greater requirements for the disclosure of direct and indirect beneficial ownership stakes in publicly-listed companies.

#### ✗ Paying taxes

Papua New Guinea made paying taxes more difficult by mandating bi-weekly reporting and payment of contributions paid by the employer to the superannuation fund.

### Paraguay

#### ✓ Getting electricity

Paraguay increased the reliability of power supply by rolling out a Supervisory Control and Data Acquisition (SCADA) automatic energy management system for the monitoring of outages.

#### ✓ Trading across borders

Paraguay reduced the time needed to import by introducing an electronic signature for import customs clearance.

### Peru

#### ✓ Starting a business

Peru made starting a business faster by reducing the time required to obtain the municipal license and building safety technical inspection from the district council.

#### ✓ Dealing with construction permits

Peru strengthened construction quality control by imposing stricter qualification requirements for professionals in charge of technical inspections.

### Philippines

#### ✓ Starting a business

The Philippines made starting a business easier by simplifying tax registration and business licensing processes. At the same time, the Philippines increased tax registration costs.

#### ✓ Dealing with construction permits

The Philippines improved risk management practices in the construction sector, with latent defect liability insurance now commonly obtained by industry players.

#### ✓ Protecting minority investors

The Philippines strengthened minority investor protections by increasing shareholders' rights and role in major corporate decisions and clarifying ownership and control structures.

#### ✗ Trading across borders

The Philippines made trading across borders more difficult by increasing the number of inspections for importing, thereby increasing the average time for border compliance.

### Poland

#### ✗ Paying taxes

Poland made paying taxes more complicated by requiring the monthly reporting of value added tax returns, extending the list of goods and services subject to a reverse charge mechanism and introducing new reporting obligations for SAF-T files.

#### ✓ Enforcing contracts

Poland made enforcing contracts easier by introducing an automated system to assign cases to judges randomly.

### Portugal

#### ✗ Registering property

Portugal made registering property more burdensome by reducing the number of officials that can register property transfers.

### Puerto Rico (U.S.)

#### ✓ Enforcing contracts

Puerto Rico (territory of the United States) made enforcing contracts easier by introducing a web-based platform that offers lawyers a single access point for electronic filing of the initial complaint and for electronic payment of court fees. The system also allows lawyers and judges to manage case files throughout the litigation process.

### Qatar

#### ✓ Starting a business

Qatar made starting a business easier by removing the requirement to open a bank account to deposit the minimum capital.

#### ✓ Getting credit

Qatar improved access to credit information by guaranteeing borrowers the legal right to inspect their credit data from the credit registry.

## Romania

### ✗ Starting a business

Romania made starting a business more cumbersome by introducing fiscal risk assessment criteria for value added tax applications, thereby increasing the time required to register as a value added tax payer.

## Russian Federation

### ✓ Dealing with construction permits

Russia made the process of obtaining a building permit faster by reducing the time needed to obtain construction and occupancy permits. Russia also increased quality control during construction by introducing risk-based inspections. This reform applies to both Moscow and St. Petersburg.

### ✓ Getting electricity

Russia made getting electricity faster by imposing new deadlines for connection procedures and by upgrading the utility's single window as well as its internal processes. Getting electricity was also made cheaper by reducing the costs to obtain a connection to the electric network. This reform applies to both Moscow and St. Petersburg.

### ✓ Paying taxes

Russia made paying taxes less costly by allowing a higher tax depreciation rate for fixed assets. This reform applies to both Moscow and St. Petersburg.

### ✓ Trading across borders

Russia made trading across borders easier by prioritizing online customs clearance and introducing shortened time limits for its automated completion. This reform applies to both Moscow and St. Petersburg.

## Rwanda

### ✓ Starting a business

Rwanda made starting a business less costly by replacing electronic billing machines with free software for value added tax invoices.

### ✓ Getting electricity

Rwanda improved the monitoring and regulation of power outages by beginning to record data for the annual system average interruption duration index (SAIDI) and system average interruption frequency index (SAIFI). Rwanda also made getting electricity more time and cost efficient by having the utility supply all connection material.

### ✓ Registering property

Rwanda made registering property easier by improving the land dispute resolution mechanisms of the land administration system.

### ✓ Getting credit

Rwanda strengthened access to credit by enacting a new insolvency law. An automatic stay is now imposed on secured creditors for a period of six months and the law provides for relief from such stay when the assets are perishable or are not needed for the reorganization of the company.

### ✓ Trading across borders

Rwanda reduced the time required to export and import by implementing the Single Customs Territory, risk-based inspections and online certificates.

### ✓ Enforcing contracts

Rwanda made enforcing contracts easier by issuing new rules of civil procedure which limit adjournments to unforeseen and exceptional circumstances.

### ✓ Resolving insolvency

Rwanda made resolving insolvency easier by making insolvency proceedings more accessible for creditors and granting them greater participation in the proceedings. Rwanda also made resolving insolvency more difficult by hindering the continuation of the debtor's business during insolvency proceedings.

## San Marino

### ✗ Registering property

San Marino made registering property more expensive by increasing the property transfer tax.

### ✓ Getting credit

San Marino improved access to credit information by launching a new credit registry.

## São Tomé and Príncipe

### ✓ Enforcing contracts

São Tomé and Príncipe made enforcing contracts easier by adopting a new code of procedural costs that simplified and reduced court fees.

## Saudi Arabia

### ✓ Getting electricity

Saudi Arabia improved the reliability of electricity supply by imposing a new compensation scheme to incentivize the utility to improve service reliability.

### ✓ Protecting minority investors

Saudi Arabia strengthened minority investor protections by providing clear rules for the liability of directors and increasing the role of shareholders in major decisions.

### ✓ Trading across borders

Saudi Arabia made exporting and importing easier by launching a new electronic single window and extending the hours of operation of customs at the Jeddah port.

### ✓ Enforcing contracts

Saudi Arabia made enforcing contracts easier by introducing an e-system that allows plaintiffs to file the initial complaint electronically and amending the civil procedure rules to introduce time standards for key court events.

## Senegal

### ✓ Registering property

Senegal made registering property easier by decreasing the time needed to transfer and register property.

### ✓ Enforcing contracts

Senegal made enforcing contracts easier by adopting a law that regulates all aspects of mediation as an alternative dispute resolution mechanism.

## Serbia

### ✓ Dealing with construction permits

Serbia made dealing with construction permits faster by introducing an electronic application system.

## Singapore

### ✓ Starting a business

Singapore made starting a business easier by abolishing the corporate seals.

### ✓ Enforcing contracts

Singapore made enforcing contracts easier by introducing a consolidated law on voluntary mediation.

## Slovak Republic

### ✓ Enforcing contracts

The Slovak Republic made enforcing contracts easier by implementing electronic service of process.

## Slovenia

### ✗ Starting a business

Slovenia made starting a business more complicated by requiring companies to report their beneficial ownership separately from business incorporation.

### ✓ Enforcing contracts

Slovenia made enforcing contracts easier by introducing a pre-trial conference as part of the case management techniques used in court.

## South Africa

### ✓ Starting a business

South Africa made starting a business easier by reducing the time for online business registration.

### ✓ Getting electricity

South Africa improved the monitoring and regulation of power outages by beginning to record data for the annual system average interruption duration index (SAIDI) and system average interruption frequency index (SAIFI).

## South Sudan

### Labor market regulation

South Sudan introduced a new Labor Act which modified the rules on working hours, leave benefits and severance payments.

## Sri Lanka

### ✓ Dealing with construction permits

Sri Lanka made dealing with construction permits easier by launching a single window, increasing transparency by providing online access to building regulations and reducing the processing times to issue several building certificates.

### ✓ Registering property

Sri Lanka made property registration easier by implementing a single window to streamline the process of delivering several certificates and increased transparency by providing online access to cadastral information.

### ✓ Paying taxes

Sri Lanka made paying taxes easier by introducing online systems for filing corporate income tax, value added tax and employee trust fund contributions.

### ✓ Enforcing contracts

Sri Lanka made enforcing contracts easier by introducing a pre-trial conference as part of the case management techniques used in court.

## Sudan

### ✓ Starting a business

Sudan made starting a business easier by removing the requirement to have a site inspection to obtain the certificate of incorporation.

### ✓ Getting credit

Sudan strengthened access to credit by amending its companies act. An automatic stay is now imposed on secured creditors for a period of 30 days and the law provides for relief from such stay when the assets are perishable or are not needed for the reorganization of the company. Secured creditors are now given absolute priority over other claims, such as labor and tax, within bankruptcy proceedings.

### ✓ Protecting minority investors

Sudan strengthened minority investor protections by easing access to evidence in shareholder litigation and increasing rights and role of shareholders in private companies.

### ✓ Enforcing contracts

Sudan made enforcing contracts easier by recognizing voluntary conciliation and mediation as ways of resolving commercial disputes.

### ✓ Resolving insolvency

Sudan made resolving insolvency easier by facilitating the continuation of the debtor's business during insolvency proceedings, providing for the rejection of undervalued transactions and overly burdensome contracts and granting creditors greater participation in the proceedings.

## Taiwan, China

### ✓ Dealing with construction permits

Taiwan, China, made dealing with construction permits less time-consuming by improving the efficiency of its single window counter in the Taipei City Construction Management Office.

### ✓ Protecting minority investors

Taiwan, China, strengthened minority investor protections by enhancing ownership and control structures in listed companies.

## Tajikistan

### ✓ Trading across borders

Tajikistan made trading across borders easier by streamlining customs clearance with Uzbekistan through the Simplified Customs Corridor agreement.

## Tanzania

### ✓ Starting a business

Tanzania made starting a business easier by launching online company registrations.

## Thailand

### ✓ Starting a business

Thailand made starting a business less costly by introducing fixed registration fees.

### ✓ Getting electricity

Thailand made getting electricity easier by streamlining the number of procedures needed to obtain a new connection. Thailand also increased the transparency of electricity tariff changes.

### ✓ Paying taxes

Thailand made paying taxes easier by enhancing its online platform for calculating and filing corporate income tax.

### ✓ Trading across borders

Thailand made trading across borders faster by introducing the E-Matching system for electronic cargo control, thereby reducing the time for border compliance.

## Timor-Leste

### ✓ Starting a business

Timor-Leste made starting a business less costly by reducing the paid-in minimum capital requirement.

## Togo

### ✓ Starting a business

Togo made starting a business easier by reducing the minimum capital requirement, introducing an online platform for company name search, reducing the registration fees and allowing entrepreneurs to pay the fees directly at the one-stop shop.

### ✓ Dealing with construction permits

Togo made dealing with construction permits safer by implementing decennial liability and insurance and strengthening quality control before construction. Togo also reduced the cost to obtain a building permit.

### ✓ Getting electricity

Togo improved the monitoring and regulation of power outages by beginning to record data for the annual system average interruption duration index (SAIDI) and system average interruption frequency index (SAIFI). Togo also made getting electricity less costly by reducing the amount billed by the utility for the external works as well as the security deposit for a new connection.

### ✓ Registering property

Togo reduced the time needed to transfer property by scanning the majority of land titles in Lomé and by creating an office exclusively dedicated to property transfers. Togo also reduced the property transfer tax and increased transparency by making information on cadastral plans and land title ownership freely accessible to all citizens.

### ✓ Paying taxes

Togo made paying taxes easier by introducing an online platform for filing corporate income tax and value-added tax. Togo also made paying taxes less costly by lowering the corporate income tax rate.

### ✓ Enforcing contracts

Togo made enforcing contracts easier by adopting a law that regulates all aspects of mediation as an alternative dispute resolution mechanism.

## Trinidad and Tobago

### x Paying taxes

Trinidad and Tobago made paying taxes more costly by increasing the corporate income tax rate.

## Tunisia

### ✓ Starting a business

Tunisia made starting a business easier by combining different registrations at the one-stop shop.

### ✓ Registering property

Tunisia made registering property easier by increasing the transparency of the cadaster.

### ✓ Protecting minority investors

Tunisia strengthened minority investor protections by improving disclosure requirements of related-party transactions to the public and by requiring disclosure of directorships and primary employment.

### ✓ Paying taxes

Tunisia made paying taxes easier by not extending the exceptional corporate income tax contribution introduced in 2016.



## Turkey

### ✓ Starting a business

Turkey made starting a business easier by removing the paid-in minimum capital requirement and by eliminating the notarization of company documents and legal books.

### ✓ Dealing with construction permits

Turkey increased the transparency of its building regulations by publishing online all pre-application requirements needed to obtain a construction permit. Turkey also strengthened construction quality control by imposing stricter qualification requirements for professionals in charge of approving architectural plans.

### x Registering property

Turkey made registering property more expensive by increasing the costs of transferring property.

### ✓ Getting credit

Turkey strengthened access to credit by extending the security interest to products, proceeds and replacements of the original collateral; secured creditors are now given absolute priority over other claims, such as labor and tax, both outside and within bankruptcy proceedings. Turkey also improved access to credit information by reporting data on arrears from telecommunications companies.

### ✓ Paying taxes

Turkey made paying taxes easier by improving the online portal for filing and payment of taxes.

### ✓ Trading across borders

Turkey reduced the time and cost to export and import through various initiatives, including expanding the functionalities of the national trade single window, enhancing the risk management system and lowering customs brokers' fees.

### ✓ Enforcing contracts

Turkey made enforcing contracts easier by publishing judgments rendered at all levels in commercial cases and by introducing financial incentives for mediation.

### ✓ Resolving insolvency

Turkey made resolving insolvency easier by introducing the possibility to obtain post-commencement credit, improving voting arrangements in reorganization and granting creditors greater participation in the proceedings.

## Uganda

### ✓ Trading across borders

Uganda reduced the time needed to export and import by further implementing the Single Customs Territory, as well as by developing the Uganda Electronic Single Window and the Centralized Document Processing Centre.

## Ukraine

### x Dealing with construction permits

Ukraine made construction permitting more costly by increasing the contribution fee to the city social and engineering-transport infrastructure. On the other hand, Ukraine made dealing with construction permits easier by eliminating a requirement that investors obtain clearance from the State Service of Ukraine for Emergency Situations.

### ✓ Protecting minority investors

Ukraine strengthened minority investor protections by increasing the requirements for the disclosure in annual reports of related-party transactions.

### ✓ Trading across borders

Ukraine made trading across borders easier by eliminating the verification requirement on auto parts from the State Service of Export Control.

### ✓ Enforcing contracts

Ukraine made enforcing contracts easier by introducing a simplified procedure for small claims and pre-trial conferences as part of the case management techniques used in all commercial courts.

## United Arab Emirates

### ✓ Starting a business

The United Arab Emirates made starting a business easier by improving online registration.

### ✓ Getting electricity

The United Arab Emirates made getting electricity easier by eliminating all costs for commercial and industrial connections of up to 150 kilo-Volt-Amperes (kVA).

### ✓ Registering property

The United Arab Emirates made registering property easier by increasing the transparency of the land administration system.

### ✓ Getting credit

The United Arab Emirates strengthened access to credit by introducing the possibility of granting a nonpossessory security right in a single category of movable assets without requiring a specific description of the collateral, by allowing out-of-court enforcement of the security interest and by establishing a unified and modern collateral registry.

## United Kingdom

### ✓ Getting electricity

The United Kingdom made getting electricity faster by implementing several initiatives to expedite the external connection works performed by sub-contractors.

## United States

### Labor market regulation

The United States (New York City) changed regulations pertaining to parental leave.

## Uruguay

### ✓ Dealing with construction permits

Uruguay improved the quality of its building regulations by creating an online portal providing information on the requirements and fees to obtain a building permit.

## Uzbekistan

### ✓ Protecting minority investors

Uzbekistan strengthened minority investor protections by clarifying the ownership and control structures of listed companies.

### ✓ Paying taxes

Uzbekistan made paying taxes less costly by introducing new classification criteria for enterprises. The new classification allows small enterprises to pay a single social contribution at a fixed rate, but not less than 65% of the minimum wage for each employee.

### ✓ Trading across borders

Uzbekistan made trading across borders faster by introducing an electronic application and payment system for several export certificates, reducing the time for export documentary compliance.

## Vietnam

### ✓ Starting a business

Vietnam made starting a business easier by publishing the notice of incorporation online and by reducing the cost of business registration.

### ✓ Paying taxes

Vietnam made paying taxes easier by no longer requiring hard copy submission of the value added tax return

and allowing joint payment of the business license tax and value added tax. Vietnam also made paying taxes less costly by reducing the employer's contribution to the labor fund.

### ✓ Enforcing contracts

Vietnam made enforcing contracts easier by making judgments rendered at all levels in commercial cases available to the public online.

## West Bank and Gaza

### ✓ Registering property

West Bank and Gaza made property registration easier by removing the mandatory requirement to obtain a security check when issuing a purchase permit and publishing official statistics on property transactions at the land registry.

## Zambia

### ✓ Enforcing contracts

Zambia made enforcing contracts easier by making judgments rendered in commercial matters at the appellate and supreme court levels available to the general public online.

## Zimbabwe

### ✓ Starting a business

Zimbabwe made starting a business easier by reducing the time needed to obtain a business license.

### ✓ Dealing with construction permits

Zimbabwe made dealing with construction permits faster by issuing building permits through a one-stop shop.

### ✓ Getting credit

Zimbabwe improved access to credit information by increasing the coverage of the credit registry and providing consumer and commercial credit scores to banks and financial institutions.

### ✓ Enforcing contracts

Zimbabwe made enforcing contracts easier by making judgments rendered at the appellate and supreme court level in commercial cases available to the general public online.



# Country Tables

✓ Reform making it easier to do business    ✗ Change making it more difficult to do business

| AFGHANISTAN   |         | South Asia                                      |       | GNI per capita (US\$)                         |            |
|---|---------|---|-------|---|------------|
| Ease of doing business rank (1–190)                           | 167     | Ease of doing business score (0–100)            | 47.77 | Population                                    | 35,530,081 |
| ✓ Starting a business (rank)                                  | 49      | ✓ Getting credit (rank)                         | 99    | Trading across borders (rank)                 | 177        |
| Score for starting a business (0–100)                         | 92.04   | Score for getting credit (0–100)                | 50.00 | Score for trading across borders (0–100)      | 30.63      |
| Procedures (number)   | 4.5     | Strength of legal rights index (0–12)           | 10    | Time to export                                |            |
| Time (days)   | 8.5     | Depth of credit information index (0–8)         | 0     | Documentary compliance (hours)                | 228        |
| Cost (% of income per capita)                                 | 6.4     | Credit bureau coverage (% of adults)            | 0.0   | Border compliance (hours)                     | 48         |
| Minimum capital (% of income per capita)                      | 0.0     | Credit registry coverage (% of adults)          | 1.3   | Cost to export                                |            |
| Dealing with construction permits (rank)                      | 184     | ✓ Protecting minority investors (rank)          | 26    | Documentary compliance (US\$)                 | 344        |
| Score for dealing with construction permits (0–100)           | 34.54   | Score for protecting minority investors (0–100) | 71.67 | Border compliance (US\$)                      | 453        |
| Procedures (number)   | 13      | Extent of disclosure index (0–10)               | 8     | Time to import                                |            |
| Time (days)   | 199     | Extent of director liability index (0–10)       | 1     | Documentary compliance (hours)                | 324        |
| Cost (% of warehouse value)                                   | 73.0    | Ease of shareholder suits index (0–10)          | 9     | Border compliance (hours)                     | 96         |
| Building quality control index (0–15)                         | 3.0     | Extent of shareholder rights index (0–10)       | 9     | Cost to import                                |            |
| Getting electricity (rank)                                    | 168     | Extent of ownership and control index (0–10)    | 9     | Documentary compliance (US\$)                 | 900        |
| Score for getting electricity (0–100)                         | 44.51   | Extent of corporate transparency index (0–10)   | 7     | Border compliance (US\$)                      | 750        |
| Procedures (number)   | 6       | ✓ Paying taxes (rank)                           | 177   | Enforcing contracts (rank)                    | 181        |
| Time (days)   | 114     | Score for paying taxes (0–100)                  | 43.27 | Score for enforcing contracts (0–100)         | 31.76      |
| Cost (% of income per capita)                                 | 2,448.3 | Payments (number per year)                      | 19    | Time (days)                                   | 1,642      |
| Reliability of supply and transparency of tariffs index (0–8) | 0       | Time (hours per year)                           | 270   | Cost (% of claim value)                       | 29.0       |
| Registering property (rank)                                   | 186     | Total tax and contribution rate (% of profit)   | 71.4  | Quality of judicial processes index (0–18)    | 5.0        |
| Score for registering property (0–100)                        | 27.50   | Postfiling index (0–100)                        | 4.46  | ✓ Resolving insolvency (rank)                 | 74         |
| Procedures (number)   | 9       |   |       | Score for resolving insolvency (0–100)        | 51.78      |
| Time (days)   | 250     |   |       | Time (years)                                  | 2.0        |
| Cost (% of property value)                                    | 5.0     |   |       | Cost (% of estate)                            | 25.0       |
| Quality of land administration index (0–30)                   | 3.0     |   |       | Recovery rate (cents on the dollar)           | 26.5       |
|   |         |   |       | Strength of insolvency framework index (0–16) | 12.0       |
| ALBANIA   |         | Europe & Central Asia                           |       | GNI per capita (US\$)                         |            |
| Ease of doing business rank (1–190)                           | 63      | Ease of doing business score (0–100)            | 69.51 | Population                                    | 2,873,457  |
| Starting a business (rank)                                    | 50      | Getting credit (rank)                           | 44    | Trading across borders (rank)                 | 24         |
| Score for starting a business (0–100)                         | 91.58   | Score for getting credit (0–100)                | 70.00 | Score for trading across borders (0–100)      | 96.29      |
| Procedures (number)   | 5       | Strength of legal rights index (0–12)           | 8     | Time to export                                |            |
| Time (days)   | 5       | Depth of credit information index (0–8)         | 6     | Documentary compliance (hours)                | 6          |
| Cost (% of income per capita)                                 | 11.3    | Credit bureau coverage (% of adults)            | 0.0   | Border compliance (hours)                     | 9          |
| Minimum capital (% of income per capita)                      | 0.0     | Credit registry coverage (% of adults)          | 57.4  | Cost to export                                |            |
| Dealing with construction permits (rank)                      | 151     | Protecting minority investors (rank)            | 26    | Documentary compliance (US\$)                 | 10         |
| Score for dealing with construction permits (0–100)           | 57.01   | Score for protecting minority investors (0–100) | 71.67 | Border compliance (US\$)                      | 55         |
| Procedures (number)   | 18      | Extent of disclosure index (0–10)               | 9     | Time to import                                |            |
| Time (days)   | 299     | Extent of director liability index (0–10)       | 7     | Documentary compliance (hours)                | 8          |
| Cost (% of warehouse value)                                   | 5.6     | Ease of shareholder suits index (0–10)          | 7     | Border compliance (hours)                     | 10         |
| Building quality control index (0–15)                         | 13.0    | Extent of shareholder rights index (0–10)       | 6     | Cost to import                                |            |
| Getting electricity (rank)                                    | 140     | Extent of ownership and control index (0–10)    | 6     | Documentary compliance (US\$)                 | 10         |
| Score for getting electricity (0–100)                         | 57.71   | Extent of corporate transparency index (0–10)   | 8     | Border compliance (US\$)                      | 77         |
| Procedures (number)   | 6       | ✓ Paying taxes (rank)                           | 122   | Enforcing contracts (rank)                    | 98         |
| Time (days)   | 134     | Score for paying taxes (0–100)                  | 64.91 | Score for enforcing contracts (0–100)         | 56.44      |
| Cost (% of income per capita)                                 | 504.7   | Payments (number per year)                      | 35    | Time (days)                                   | 525        |
| Reliability of supply and transparency of tariffs index (0–8) | 3       | Time (hours per year)                           | 252   | Cost (% of claim value)                       | 34.9       |
| Registering property (rank)                                   | 98      | Total tax and contribution rate (% of profit)   | 37.3  | Quality of judicial processes index (0–18)    | 7.5        |
| Score for registering property (0–100)                        | 62.08   | Postfiling index (0–100)                        | 60.11 | Resolving insolvency (rank)                   | 39         |
| Procedures (number)   | 5       |   |       | Score for resolving insolvency (0–100)        | 67.42      |
| Time (days)   | 19      |   |       | Time (years)                                  | 2.0        |
| Cost (% of property value)                                    | 9.2     |   |       | Cost (% of estate)                            | 10.0       |
| Quality of land administration index (0–30)                   | 15.5    |   |       | Recovery rate (cents on the dollar)           | 44.0       |
|   |         |   |       | Strength of insolvency framework index (0–16) | 14.0       |

Note: Most indicator sets refer to a case scenario in the largest business city of an economy, though for 11 economies the data are a population-weighted average for the two largest business cities. For some indicators a result of "no practice" may be recorded for an economy; see the data notes for more details. In starting a business, procedures (number), time (days) and cost (% of income per capita) are calculated as the average of both men and women. For the postfiling index, a result of "not applicable" may be recorded for an economy.

✓ Reform making it easier to do business ✗ Change making it more difficult to do business

| <b>ALGERIA</b>  |         | <b>Middle East &amp; North Africa</b>           |       | <b>GNI per capita (US\$)</b>                  |             |
|---|---------|---|-------|---|-------------|
| Ease of doing business rank (1–190)                           | 157     | Ease of doing business score (0–100)            | 49.65 | Population                                    | 41,318,142  |
| <b>Starting a business</b> (rank)                             | 150     | <b>Getting credit</b> (rank)                    | 178   | ✓ <b>Trading across borders</b> (rank)        | 173         |
| Score for starting a business (0–100)                         | 78.07   | Score for getting credit (0–100)                | 10.00 | Score for trading across borders (0–100)      | 38.43       |
| Procedures (number)   | 12      | Strength of legal rights index (0–12)           | 2     | Time to export                                |             |
| Time (days)   | 17.5    | Depth of credit information index (0–8)         | 0     | Documentary compliance (hours)                | 149         |
| Cost (% of income per capita)                                 | 11.8    | Credit bureau coverage (% of adults)            | 0.0   | Border compliance (hours)                     | 80          |
| Minimum capital (% of income per capita)                      | 0.0     | Credit registry coverage (% of adults)          | 3.2   | Cost to export                                |             |
|   |         |   |       | Documentary compliance (US\$)                 | 374         |
| <b>Dealing with construction permits</b> (rank)               | 129     | <b>Protecting minority investors</b> (rank)     | 168   | Border compliance (US\$)                      | 593         |
| Score for dealing with construction permits (0–100)           | 63.28   | Score for protecting minority investors (0–100) | 35.00 | Time to import                                |             |
| Procedures (number)   | 19      | Extent of disclosure index (0–10)               | 4     | Documentary compliance (hours)                | 96          |
| Time (days)   | 136     | Extent of director liability index (0–10)       | 1     | Border compliance (hours)                     | 210         |
| Cost (% of warehouse value)                                   | 7.8     | Ease of shareholder suits index (0–10)          | 5     | Cost to import                                |             |
| Building quality control index (0–15)                         | 12.0    | Extent of shareholder rights index (0–10)       | 3     | Documentary compliance (US\$)                 | 400         |
| ✓ <b>Getting electricity</b> (rank)                           | 106     | Extent of ownership and control index (0–10)    | 4     | Border compliance (US\$)                      | 409         |
| Score for getting electricity (0–100)                         | 69.58   | Extent of corporate transparency index (0–10)   | 4     |   |             |
| Procedures (number)   | 5       | <b>Paying taxes</b> (rank)                      | 156   | <b>Enforcing contracts</b> (rank)             | 112         |
| Time (days)   | 93      | Score for paying taxes (0–100)                  | 53.91 | Score for enforcing contracts (0–100)         | 54.78       |
| Cost (% of income per capita)                                 | 1,478.3 | Payments (number per year)                      | 27    | Time (days)                                   | 630         |
| Reliability of supply and transparency of tariffs index (0–8) | 5       | Time (hours per year)                           | 265   | Cost (% of claim value)                       | 21.8        |
|   |         | Total tax and contribution rate (% of profit)   | 66.0  | Quality of judicial processes index (0–18)    | 5.5         |
| <b>Registering property</b> (rank)                            | 165     | Postfiling index (0–100)                        | 49.77 | <b>Resolving insolvency</b> (rank)            | 76          |
| Score for registering property (0–100)                        | 44.26   |   |       | Score for resolving insolvency (0–100)        | 49.24       |
| Procedures (number)   | 10      |   |       | Time (years)                                  | 1.3         |
| Time (days)   | 55      |   |       | Cost (% of estate)                            | 7.0         |
| Cost (% of property value)                                    | 7.1     |   |       | Recovery rate (cents on the dollar)           | 50.8        |
| Quality of land administration index (0–30)                   | 7.5     |   |       | Strength of insolvency framework index (0–16) | 7.0         |
| <b>ANGOLA</b>   |         | <b>Sub-Saharan Africa</b>                       |       | <b>GNI per capita (US\$)</b>                  |             |
| Ease of doing business rank (1–190)                           | 173     | Ease of doing business score (0–100)            | 43.86 | Population                                    | 29,784,193  |
| <b>Starting a business</b> (rank)                             | 139     | <b>Getting credit</b> (rank)                    | 184   | ✓ <b>Trading across borders</b> (rank)        | 174         |
| Score for starting a business (0–100)                         | 80.52   | Score for getting credit (0–100)                | 5.00  | Score for trading across borders (0–100)      | 36.15       |
| Procedures (number)   | 7       | Strength of legal rights index (0–12)           | 1     | Time to export                                |             |
| Time (days)   | 36      | Depth of credit information index (0–8)         | 0     | Documentary compliance (hours)                | 96          |
| Cost (% of income per capita)                                 | 13.9    | Credit bureau coverage (% of adults)            | 0.0   | Border compliance (hours)                     | 164         |
| Minimum capital (% of income per capita)                      | 0.0     | Credit registry coverage (% of adults)          | 1.6   | Cost to export                                |             |
|   |         |   |       | Documentary compliance (US\$)                 | 240         |
| <b>Dealing with construction permits</b> (rank)               | 87      | <b>Protecting minority investors</b> (rank)     | 89    | Border compliance (US\$)                      | 825         |
| Score for dealing with construction permits (0–100)           | 68.93   | Score for protecting minority investors (0–100) | 55.00 | Time to import                                |             |
| Procedures (number)   | 10      | Extent of disclosure index (0–10)               | 4     | Documentary compliance (hours)                | 96          |
| Time (days)   | 173     | Extent of director liability index (0–10)       | 6     | Border compliance (hours)                     | 72          |
| Cost (% of warehouse value)                                   | 0.4     | Ease of shareholder suits index (0–10)          | 6     | Cost to import                                |             |
| Building quality control index (0–15)                         | 6.0     | Extent of shareholder rights index (0–10)       | 7     | Documentary compliance (US\$)                 | 460         |
| ✓ <b>Getting electricity</b> (rank)                           | 152     | Extent of ownership and control index (0–10)    | 6     | Border compliance (US\$)                      | 1,030       |
| Score for getting electricity (0–100)                         | 54.08   | Extent of corporate transparency index (0–10)   | 4     |   |             |
| Procedures (number)   | 7       | <b>Paying taxes</b> (rank)                      | 104   | <b>Enforcing contracts</b> (rank)             | 186         |
| Time (days)   | 121     | Score for paying taxes (0–100)                  | 69.54 | Score for enforcing contracts (0–100)         | 26.26       |
| Cost (% of income per capita)                                 | 786.7   | Payments (number per year)                      | 31    | Time (days)                                   | 1,296       |
| Reliability of supply and transparency of tariffs index (0–8) | 3       | Time (hours per year)                           | 287   | Cost (% of claim value)                       | 44.4        |
|   |         | Total tax and contribution rate (% of profit)   | 49.1  | Quality of judicial processes index (0–18)    | 4.5         |
| <b>Registering property</b> (rank)                            | 170     | Postfiling index (0–100)                        | 94.95 | <b>Resolving insolvency</b> (rank)            | 168         |
| Score for registering property (0–100)                        | 43.16   |   |       | Score for resolving insolvency (0–100)        | 0.00        |
| Procedures (number)   | 6       |   |       | Time (years)                                  | no practice |
| Time (days)   | 190     |   |       | Cost (% of estate)                            | no practice |
| Cost (% of property value)                                    | 2.8     |   |       | Recovery rate (cents on the dollar)           | 0.0         |
| Quality of land administration index (0–30)                   | 7.0     |   |       | Strength of insolvency framework index (0–16) | 0.0         |
| <b>ANTIGUA AND BARBUDA</b>                                    |         | <b>Latin America &amp; Caribbean</b>            |       | <b>GNI per capita (US\$)</b>                  |             |
| Ease of doing business rank (1–190)                           | 112     | Ease of doing business score (0–100)            | 59.48 | Population                                    | 102,012     |
| <b>Starting a business</b> (rank)                             | 131     | ✓ <b>Getting credit</b> (rank)                  | 161   | <b>Trading across borders</b> (rank)          | 108         |
| Score for starting a business (0–100)                         | 81.74   | Score for getting credit (0–100)                | 25.00 | Score for trading across borders (0–100)      | 68.73       |
| Procedures (number)   | 9       | Strength of legal rights index (0–12)           | 5     | Time to export                                |             |
| Time (days)   | 22      | Depth of credit information index (0–8)         | 0     | Documentary compliance (hours)                | 51          |
| Cost (% of income per capita)                                 | 8.7     | Credit bureau coverage (% of adults)            | 0.0   | Border compliance (hours)                     | 61          |
| Minimum capital (% of income per capita)                      | 0.0     | Credit registry coverage (% of adults)          | 0.0   | Cost to export                                |             |
|   |         |   |       | Documentary compliance (US\$)                 | 121         |
| <b>Dealing with construction permits</b> (rank)               | 97      | <b>Protecting minority investors</b> (rank)     | 99    | Border compliance (US\$)                      | 546         |
| Score for dealing with construction permits (0–100)           | 68.14   | Score for protecting minority investors (0–100) | 51.67 | Time to import                                |             |
| Procedures (number)   | 18      | Extent of disclosure index (0–10)               | 4     | Documentary compliance (hours)                | 48          |
| Time (days)   | 135     | Extent of director liability index (0–10)       | 8     | Border compliance (hours)                     | 61          |
| Cost (% of warehouse value)                                   | 0.8     | Ease of shareholder suits index (0–10)          | 8     | Cost to import                                |             |
| Building quality control index (0–15)                         | 9.0     | Extent of shareholder rights index (0–10)       | 4     | Documentary compliance (US\$)                 | 100         |
|   |         | Extent of ownership and control index (0–10)    | 4     | Border compliance (US\$)                      | 546         |
| <b>Getting electricity</b> (rank)                             | 63      | Extent of corporate transparency index (0–10)   | 3     |   |             |
| Score for getting electricity (0–100)                         | 80.39   | <b>Paying taxes</b> (rank)                      | 144   | <b>Enforcing contracts</b> (rank)             | 34          |
| Procedures (number)   | 4       | Score for paying taxes (0–100)                  | 58.96 | Score for enforcing contracts (0–100)         | 68.11       |
| Time (days)   | 42      | Payments (number per year)                      | 57    | Time (days)                                   | 476         |
| Cost (% of income per capita)                                 | 109.9   | Time (hours per year)                           | 177   | Cost (% of claim value)                       | 27.1        |
| Reliability of supply and transparency of tariffs index (0–8) | 4       | Total tax and contribution rate (% of profit)   | 42.8  | Quality of judicial processes index (0–18)    | 11.5        |
|   |         | Postfiling index (0–100)                        | 69.40 | <b>Resolving insolvency</b> (rank)            | 132         |
| <b>Registering property</b> (rank)                            | 120     |   |       | Score for resolving insolvency (0–100)        | 35.40       |
| Score for registering property (0–100)                        | 56.63   |   |       | Time (years)                                  | 3.0         |
| Procedures (number)   | 7       |   |       | Cost (% of estate)                            | 7.0         |
| Time (days)   | 32      |   |       | Recovery rate (cents on the dollar)           | 36.8        |
| Cost (% of property value)                                    | 10.8    |   |       | Strength of insolvency framework index (0–16) | 5.0         |
| Quality of land administration index (0–30)                   | 19.0    |   |       |   |             |

Note: Most indicator sets refer to a case scenario in the largest business city of an economy, though for 11 economies the data are a population-weighted average for the two largest business cities. For some indicators a result of “no practice” may be recorded for an economy; see the data notes for more details. In starting a business, procedures (number), time (days) and cost (% of income per capita) are calculated as the average of both men and women. For the postfiling index, a result of “not applicable” may be recorded for an economy.

✓ Reform making it easier to do business ✗ Change making it more difficult to do business

| <b>ARGENTINA</b>  |       | <b>Latin America &amp; Caribbean</b>            |       | <b>GNI per capita (US\$)</b>                  |            |
|---|-------|---|-------|---|------------|
| Ease of doing business rank (1–190)                           | 119   | Ease of doing business score (0–100)            | 58.80 | Population                                    | 44,271,041 |
| ✓ <b>Starting a business</b> (rank)                           | 128   | <b>Getting credit</b> (rank)                    | 85    | <b>Trading across borders</b> (rank)          | 125        |
| Score for starting a business (0–100)                         | 81.99 | Score for getting credit (0–100)                | 55.00 | Score for trading across borders (0–100)      | 65.36      |
| Procedures (number)   | 11    | Strength of legal rights index (0–12)           | 3     | Time to export                                |            |
| Time (days)   | 11    | Depth of credit information index (0–8)         | 8     | Documentary compliance (hours)                | 30         |
| Cost (% of income per capita)                                 | 5.3   | Credit bureau coverage (% of adults)            | 100.0 | Border compliance (hours)                     | 21         |
| Minimum capital (% of income per capita)                      | 0.0   | Credit registry coverage (% of adults)          | 45.7  | Cost to export                                |            |
|   |       |   |       | Documentary compliance (US\$)                 | 60         |
| <b>Dealing with construction permits</b> (rank)               | 174   | <b>Protecting minority investors</b> (rank)     | 57    | Border compliance (US\$)                      | 150        |
| Score for dealing with construction permits (0–100)           | 51.01 | Score for protecting minority investors (0–100) | 61.67 | Time to import                                |            |
| Procedures (number)   | 21    | Extent of disclosure index (0–10)               | 7     | Documentary compliance (hours)                | 192        |
| Time (days)   | 341   | Extent of director liability index (0–10)       | 2     | Border compliance (hours)                     | 60         |
| Cost (% of warehouse value)                                   | 2.9   | Ease of shareholder suits index (0–10)          | 6     | Cost to import                                |            |
| Building quality control index (0–15)                         | 11.0  | Extent of shareholder rights index (0–10)       | 8     | Documentary compliance (US\$)                 | 120        |
|   |       | Extent of ownership and control index (0–10)    | 7     | Border compliance (US\$)                      | 1,200      |
|   |       | Extent of corporate transparency index (0–10)   | 7     |   |            |
| <b>Getting electricity</b> (rank)                             | 103   | <b>Paying taxes</b> (rank)                      | 169   | <b>Enforcing contracts</b> (rank)             | 107        |
| Score for getting electricity (0–100)                         | 70.02 | Score for getting credit (0–100)                | 49.34 | Score for enforcing contracts (0–100)         | 55.66      |
| Procedures (number)   | 6     | Payments (number per year)                      | 9     | Time (days)                                   | 995        |
| Time (days)   | 92    | Time (hours per year)                           | 311.5 | Cost (% of claim value)                       | 22.5       |
| Cost (% of income per capita)                                 | 21.0  | Total tax and contribution rate (% of profit)   | 106.0 | Quality of judicial processes index (0–18)    | 11.5       |
| Reliability of supply and transparency of tariffs index (0–8) | 5     | Postfiling index (0–100)                        | 47.94 |   |            |
| <b>Registering property</b> (rank)                            | 119   |   |       | <b>Resolving insolvency</b> (rank)            | 104        |
| Score for registering property (0–100)                        | 56.73 |   |       | Score for resolving insolvency (0–100)        | 41.24      |
| Procedures (number)   | 7     |   |       | Time (years)                                  | 2.4        |
| Time (days)   | 51.5  |   |       | Cost (% of estate)                            | 16.5       |
| Cost (% of property value)                                    | 6.6   |   |       | Recovery rate (cents on the dollar)           | 21.5       |
| Quality of land administration index (0–30)                   | 13.5  |   |       | Strength of insolvency framework index (0–16) | 9.5        |
| <b>ARMENIA</b>  |       | <b>Europe &amp; Central Asia</b>                |       | <b>GNI per capita (US\$)</b>                  |            |
| Ease of doing business rank (1–190)                           | 41    | Ease of doing business score (0–100)            | 75.37 | Population                                    | 2,930,450  |
| ✓ <b>Starting a business</b> (rank)                           | 8     | <b>Getting credit</b> (rank)                    | 44    | <b>Trading across borders</b> (rank)          | 46         |
| Score for starting a business (0–100)                         | 96.21 | Score for getting credit (0–100)                | 70.00 | Score for trading across borders (0–100)      | 89.22      |
| Procedures (number)   | 3     | Strength of legal rights index (0–12)           | 6     | Time to export                                |            |
| Time (days)   | 3.5   | Depth of credit information index (0–8)         | 8     | Documentary compliance (hours)                | 2          |
| Cost (% of income per capita)                                 | 0.8   | Credit bureau coverage (% of adults)            | 80.0  | Border compliance (hours)                     | 39         |
| Minimum capital (% of income per capita)                      | 0.0   | Credit registry coverage (% of adults)          | 0.0   | Cost to export                                |            |
|   |       |   |       | Documentary compliance (US\$)                 | 150        |
| <b>Dealing with construction permits</b> (rank)               | 98    | ✓ <b>Protecting minority investors</b> (rank)   | 51    | Border compliance (US\$)                      | 100        |
| Score for dealing with construction permits (0–100)           | 68.06 | Score for protecting minority investors (0–100) | 63.33 | Time to import                                |            |
| Procedures (number)   | 20    | Extent of disclosure index (0–10)               | 6     | Documentary compliance (hours)                | 2          |
| Time (days)   | 98    | Extent of director liability index (0–10)       | 6     | Border compliance (hours)                     | 3          |
| Cost (% of warehouse value)                                   | 1.4   | Ease of shareholder suits index (0–10)          | 8     | Cost to import                                |            |
| Building quality control index (0–15)                         | 9.0   | Extent of shareholder rights index (0–10)       | 7     | Documentary compliance (US\$)                 | 100        |
|   |       | Extent of ownership and control index (0–10)    | 3     | Border compliance (US\$)                      | 0          |
|   |       | Extent of corporate transparency index (0–10)   | 8     |   |            |
| ✓ <b>Getting electricity</b> (rank)                           | 17    | ✓ <b>Paying taxes</b> (rank)                    | 82    | ✓ <b>Enforcing contracts</b> (rank)           | 24         |
| Score for getting electricity (0–100)                         | 90.79 | Score for paying taxes (0–100)                  | 74.46 | Score for enforcing contracts (0–100)         | 70.63      |
| Procedures (number)   | 3     | Payments (number per year)                      | 14    | Time (days)                                   | 570        |
| Time (days)   | 72    | Time (hours per year)                           | 262   | Cost (% of claim value)                       | 16.0       |
| Cost (% of income per capita)                                 | 70.3  | Total tax and contribution rate (% of profit)   | 18.5  | Quality of judicial processes index (0–18)    | 12.0       |
| Reliability of supply and transparency of tariffs index (0–8) | 7     | Postfiling index (0–100)                        | 49.08 |   |            |
| <b>Registering property</b> (rank)                            | 14    |   |       | <b>Resolving insolvency</b> (rank)            | 95         |
| Score for registering property (0–100)                        | 86.97 |   |       | Score for resolving insolvency (0–100)        | 43.99      |
| Procedures (number)   | 3     |   |       | Time (years)                                  | 1.9        |
| Time (days)   | 7     |   |       | Cost (% of estate)                            | 11.0       |
| Cost (% of property value)                                    | 0.1   |   |       | Recovery rate (cents on the dollar)           | 38.2       |
| Quality of land administration index (0–30)                   | 20.5  |   |       | Strength of insolvency framework index (0–16) | 7.5        |
| <b>AUSTRALIA</b>  |       | <b>OECD high income</b>                         |       | <b>GNI per capita (US\$)</b>                  |            |
| Ease of doing business rank (1–190)                           | 18    | Ease of doing business score (0–100)            | 80.13 | Population                                    | 24,598,933 |
| <b>Starting a business</b> (rank)                             | 7     | <b>Getting credit</b> (rank)                    | 8     | <b>Trading across borders</b> (rank)          | 103        |
| Score for starting a business (0–100)                         | 96.47 | Score for getting credit (0–100)                | 90.00 | Score for trading across borders (0–100)      | 70.30      |
| Procedures (number)   | 3     | Strength of legal rights index (0–12)           | 11    | Time to export                                |            |
| Time (days)   | 2.5   | Depth of credit information index (0–8)         | 7     | Documentary compliance (hours)                | 7          |
| Cost (% of income per capita)                                 | 0.7   | Credit bureau coverage (% of adults)            | 100.0 | Border compliance (hours)                     | 36         |
| Minimum capital (% of income per capita)                      | 0.0   | Credit registry coverage (% of adults)          | 0.0   | Cost to export                                |            |
|   |       |   |       | Documentary compliance (US\$)                 | 264        |
| <b>Dealing with construction permits</b> (rank)               | 9     | <b>Protecting minority investors</b> (rank)     | 64    | Border compliance (US\$)                      | 766        |
| Score for dealing with construction permits (0–100)           | 84.59 | Score for protecting minority investors (0–100) | 60.00 | Time to import                                |            |
| Procedures (number)   | 11    | Extent of disclosure index (0–10)               | 8     | Documentary compliance (hours)                | 4          |
| Time (days)   | 121   | Extent of director liability index (0–10)       | 2     | Border compliance (hours)                     | 39         |
| Cost (% of warehouse value)                                   | 0.7   | Ease of shareholder suits index (0–10)          | 8     | Cost to import                                |            |
| Building quality control index (0–15)                         | 14.0  | Extent of shareholder rights index (0–10)       | 5     | Documentary compliance (US\$)                 | 100        |
|   |       | Extent of ownership and control index (0–10)    | 4     | Border compliance (US\$)                      | 539        |
|   |       | Extent of corporate transparency index (0–10)   | 9     |   |            |
| <b>Getting electricity</b> (rank)                             | 52    | <b>Paying taxes</b> (rank)                      | 26    | <b>Enforcing contracts</b> (rank)             | 5          |
| Score for getting electricity (0–100)                         | 82.31 | Score for paying taxes (0–100)                  | 85.64 | Score for enforcing contracts (0–100)         | 79.00      |
| Procedures (number)   | 5     | Payments (number per year)                      | 11    | Time (days)                                   | 402        |
| Time (days)   | 75    | Time (hours per year)                           | 105   | Cost (% of claim value)                       | 23.2       |
| Cost (% of income per capita)                                 | 12.5  | Total tax and contribution rate (% of profit)   | 47.4  | Quality of judicial processes index (0–18)    | 15.5       |
| Reliability of supply and transparency of tariffs index (0–8) | 7     | Postfiling index (0–100)                        | 95.34 |   |            |
| <b>Registering property</b> (rank)                            | 50    |   |       | <b>Resolving insolvency</b> (rank)            | 20         |
| Score for registering property (0–100)                        | 74.09 |   |       | Score for resolving insolvency (0–100)        | 78.87      |
| Procedures (number)   | 5     |   |       | Time (years)                                  | 1.0        |
| Time (days)   | 4.5   |   |       | Cost (% of estate)                            | 8.0        |
| Cost (% of property value)                                    | 5.3   |   |       | Recovery rate (cents on the dollar)           | 82.7       |
| Quality of land administration index (0–30)                   | 20.0  |   |       | Strength of insolvency framework index (0–16) | 11.0       |

Note: Most indicator sets refer to a case scenario in the largest business city of an economy, though for 11 economies the data are a population-weighted average for the two largest business cities. For some indicators a result of "no practice" may be recorded for an economy; see the data notes for more details. In starting a business, procedures (number), time (days) and cost (% of income per capita) are calculated as the average of both men and women. For the postfiling index, a result of "not applicable" may be recorded for an economy.

✓ Reform making it easier to do business ✗ Change making it more difficult to do business

| <b>AUSTRIA</b>  |       | <b>OECD high income</b>                         |       | <b>GNI per capita (US\$)</b>                  |           |
|---|-------|---|-------|---|-----------|
| Ease of doing business rank (1–190)                           | 26    | Ease of doing business score (0–100)            | 78.57 | Population                                    | 8,809,212 |
| <b>Starting a business</b> (rank)                             | 118   | <b>Getting credit</b> (rank)                    | 85    | <b>Trading across borders</b> (rank)          | 1         |
| Score for starting a business (0–100)                         | 83.21 | Score for getting credit (0–100)                | 55.00 | Score for trading across borders (0–100)      | 100.00    |
| Procedures (number)   | 8     | Strength of legal rights index (0–12)           | 4     | Time to export                                |           |
| Time (days)   | 21    | Depth of credit information index (0–8)         | 7     | Documentary compliance (hours)                | 1         |
| Cost (% of income per capita)                                 | 4.8   | Credit bureau coverage (% of adults)            | 52.2  | Border compliance (hours)                     | 0         |
| Minimum capital (% of income per capita)                      | 11.9  | Credit registry coverage (% of adults)          | 2.2   | Cost to export                                |           |
|   |       |   |       | Documentary compliance (US\$)                 | 0         |
| <b>Dealing with construction permits</b> (rank)               | 42    | <b>Protecting minority investors</b> (rank)     | 33    | Border compliance (US\$)                      | 0         |
| Score for dealing with construction permits (0–100)           | 75.08 | Score for protecting minority investors (0–100) | 68.33 | Time to import                                |           |
| Procedures (number)   | 11    | Extent of disclosure index (0–10)               | 5     | Documentary compliance (hours)                | 1         |
| Time (days)   | 222   | Extent of director liability index (0–10)       | 5     | Border compliance (hours)                     | 0         |
| Cost (% of warehouse value)                                   | 1.2   | Ease of shareholder suits index (0–10)          | 7     | Cost to import                                |           |
| Building quality control index (0–15)                         | 13.0  | Extent of shareholder rights index (0–10)       | 7     | Documentary compliance (US\$)                 | 0         |
|   |       | Extent of ownership and control index (0–10)    | 9     | Border compliance (US\$)                      | 0         |
|   |       | Extent of corporate transparency index (0–10)   | 8     |   |           |
| <b>Getting electricity</b> (rank)                             | 28    | <b>Paying taxes</b> (rank)                      | 40    | <b>Enforcing contracts</b> (rank)             | 10        |
| Score for getting electricity (0–100)                         | 87.72 | Score for paying taxes (0–100)                  | 83.45 | Score for enforcing contracts (0–100)         | 75.49     |
| Procedures (number)   | 5     | Payments (number per year)                      | 12    | Time (days)                                   | 397       |
| Time (days)   | 23    | Time (hours per year)                           | 131   | Cost (% of claim value)                       | 20.6      |
| Cost (% of income per capita)                                 | 88.6  | Total tax and contribution rate (% of profit)   | 51.5  | Quality of judicial processes index (0–18)    | 13.0      |
| Reliability of supply and transparency of tariffs index (0–8) | 7     | Postfiling index (0–100)                        | 98.54 |   |           |
| <b>Registering property</b> (rank)                            | 32    |   |       | <b>Resolving insolvency</b> (rank)            | 21        |
| Score for registering property (0–100)                        | 79.97 |   |       | Score for resolving insolvency (0–100)        | 77.47     |
| Procedures (number)   | 3     |   |       | Time (years)                                  | 1.1       |
| Time (days)   | 20.5  |   |       | Cost (% of estate)                            | 10.0      |
| Cost (% of property value)                                    | 4.6   |   |       | Recovery rate (cents on the dollar)           | 80.1      |
| Quality of land administration index (0–30)                   | 23.0  |   |       | Strength of insolvency framework index (0–16) | 11.0      |
| <b>AZERBAIJAN</b>   |       | <b>Europe &amp; Central Asia</b>                |       | <b>GNI per capita (US\$)</b>                  |           |
| Ease of doing business rank (1–190)                           | 25    | Ease of doing business score (0–100)            | 78.64 | Population                                    | 9,862,429 |
| <b>Starting a business</b> (rank)                             | 9     | ✓ <b>Getting credit</b> (rank)                  | 22    | ✓ <b>Trading across borders</b> (rank)        | 84        |
| Score for starting a business (0–100)                         | 96.14 | Score for getting credit (0–100)                | 80.00 | Score for trading across borders (0–100)      | 77.04     |
| Procedures (number)   | 3     | Strength of legal rights index (0–12)           | 8     | Time to export                                |           |
| Time (days)   | 3.5   | Depth of credit information index (0–8)         | 8     | Documentary compliance (hours)                | 33        |
| Cost (% of income per capita)                                 | 1.3   | Credit bureau coverage (% of adults)            | 41.5  | Border compliance (hours)                     | 17        |
| Minimum capital (% of income per capita)                      | 0.0   | Credit registry coverage (% of adults)          | 41.5  | Cost to export                                |           |
|   |       |   |       | Documentary compliance (US\$)                 | 250       |
| ✓ <b>Dealing with construction permits</b> (rank)             | 61    | ✓ <b>Protecting minority investors</b> (rank)   | 2     | Border compliance (US\$)                      | 214       |
| Score for dealing with construction permits (0–100)           | 73.11 | Score for protecting minority investors (0–100) | 81.67 | Time to import                                |           |
| Procedures (number)   | 18    | Extent of disclosure index (0–10)               | 10    | Documentary compliance (hours)                | 33        |
| Time (days)   | 116   | Extent of director liability index (0–10)       | 5     | Border compliance (hours)                     | 14        |
| Cost (% of warehouse value)                                   | 1.9   | Ease of shareholder suits index (0–10)          | 8     | Cost to import                                |           |
| Building quality control index (0–15)                         | 12.0  | Extent of shareholder rights index (0–10)       | 9     | Documentary compliance (US\$)                 | 200       |
|   |       | Extent of ownership and control index (0–10)    | 7     | Border compliance (US\$)                      | 300       |
|   |       | Extent of corporate transparency index (0–10)   | 10    |   |           |
| ✓ <b>Getting electricity</b> (rank)                           | 74    | ✓ <b>Paying taxes</b> (rank)                    | 28    | <b>Enforcing contracts</b> (rank)             | 40        |
| Score for getting electricity (0–100)                         | 77.27 | Score for paying taxes (0–100)                  | 85.23 | Score for enforcing contracts (0–100)         | 67.51     |
| Procedures (number)   | 7     | Payments (number per year)                      | 6     | Time (days)                                   | 277       |
| Time (days)   | 41    | Time (hours per year)                           | 159   | Cost (% of claim value)                       | 18.5      |
| Cost (% of income per capita)                                 | 140.4 | Total tax and contribution rate (% of profit)   | 40.8  | Quality of judicial processes index (0–18)    | 6.5       |
| Reliability of supply and transparency of tariffs index (0–8) | 7     | Postfiling index (0–100)                        | 83.79 |   |           |
| ✓ <b>Registering property</b> (rank)                          | 17    |   |       | ✓ <b>Resolving insolvency</b> (rank)          | 45        |
| Score for registering property (0–100)                        | 84.63 |   |       | Score for resolving insolvency (0–100)        | 63.79     |
| Procedures (number)   | 3     |   |       | Time (years)                                  | 1.5       |
| Time (days)   | 5.5   |   |       | Cost (% of estate)                            | 12.0      |
| Cost (% of property value)                                    | 0.1   |   |       | Recovery rate (cents on the dollar)           | 40.1      |
| Quality of land administration index (0–30)                   | 17.5  |   |       | Strength of insolvency framework index (0–16) | 13.5      |
| <b>BAHAMAS, THE</b>   |       | <b>Latin America &amp; Caribbean</b>            |       | <b>GNI per capita (US\$)</b>                  |           |
| Ease of doing business rank (1–190)                           | 118   | Ease of doing business score (0–100)            | 58.90 | Population                                    | 395,361   |
| <b>Starting a business</b> (rank)                             | 105   | ✓ <b>Getting credit</b> (rank)                  | 144   | <b>Trading across borders</b> (rank)          | 161       |
| Score for starting a business (0–100)                         | 84.47 | Score for getting credit (0–100)                | 30.00 | Score for trading across borders (0–100)      | 53.07     |
| Procedures (number)   | 7     | Strength of legal rights index (0–12)           | 6     | Time to export                                |           |
| Time (days)   | 21.5  | Depth of credit information index (0–8)         | 0     | Documentary compliance (hours)                | 12        |
| Cost (% of income per capita)                                 | 11.4  | Credit bureau coverage (% of adults)            | 0.0   | Border compliance (hours)                     | 36        |
| Minimum capital (% of income per capita)                      | 0.0   | Credit registry coverage (% of adults)          | 0.0   | Cost to export                                |           |
|   |       |   |       | Documentary compliance (US\$)                 | 550       |
| <b>Dealing with construction permits</b> (rank)               | 91    | <b>Protecting minority investors</b> (rank)     | 132   | Border compliance (US\$)                      | 512       |
| Score for dealing with construction permits (0–100)           | 68.64 | Score for protecting minority investors (0–100) | 43.33 | Time to import                                |           |
| Procedures (number)   | 16    | Extent of disclosure index (0–10)               | 2     | Documentary compliance (hours)                | 6         |
| Time (days)   | 180   | Extent of director liability index (0–10)       | 5     | Border compliance (hours)                     | 51        |
| Cost (% of warehouse value)                                   | 0.7   | Ease of shareholder suits index (0–10)          | 8     | Cost to import                                |           |
| Building quality control index (0–15)                         | 10.0  | Extent of shareholder rights index (0–10)       | 7     | Documentary compliance (US\$)                 | 550       |
|   |       | Extent of ownership and control index (0–10)    | 1     | Border compliance (US\$)                      | 1,385     |
|   |       | Extent of corporate transparency index (0–10)   | 3     |   |           |
| <b>Getting electricity</b> (rank)                             | 87    | ✓ <b>Paying taxes</b> (rank)                    | 50    | <b>Enforcing contracts</b> (rank)             | 84        |
| Score for getting electricity (0–100)                         | 73.56 | Score for paying taxes (0–100)                  | 80.13 | Score for enforcing contracts (0–100)         | 59.07     |
| Procedures (number)   | 5     | Payments (number per year)                      | 20    | Time (days)                                   | 545       |
| Time (days)   | 67    | Time (hours per year)                           | 197   | Cost (% of claim value)                       | 28.9      |
| Cost (% of income per capita)                                 | 90.4  | Total tax and contribution rate (% of profit)   | 31.5  | Quality of judicial processes index (0–18)    | 8.0       |
| Reliability of supply and transparency of tariffs index (0–8) | 4     | Postfiling index (0–100)                        | 79.27 |   |           |
| <b>Registering property</b> (rank)                            | 169   |   |       | <b>Resolving insolvency</b> (rank)            | 69        |
| Score for registering property (0–100)                        | 43.31 |   |       | Score for resolving insolvency (0–100)        | 53.38     |
| Procedures (number)   | 7     |   |       | Time (years)                                  | 3.0       |
| Time (days)   | 122   |   |       | Cost (% of estate)                            | 12.0      |
| Cost (% of property value)                                    | 4.3   |   |       | Recovery rate (cents on the dollar)           | 64.3      |
| Quality of land administration index (0–30)                   | 3.0   |   |       | Strength of insolvency framework index (0–16) | 6.0       |

Note: Most indicator sets refer to a case scenario in the largest business city of an economy, though for 11 economies the data are a population-weighted average for the two largest business cities. For some indicators a result of "no practice" may be recorded for an economy; see the data notes for more details. In starting a business, procedures (number), time (days) and cost (% of income per capita) are calculated as the average of both men and women. For the postfiling index, a result of "not applicable" may be recorded for an economy.



✓ Reform making it easier to do business ✗ Change making it more difficult to do business

| <b>BAHRAIN</b>  |         | <b>Middle East &amp; North Africa</b>           |                | <b>GNI per capita (US\$)</b>                  |             |
|---|---------|---|----------------|---|-------------|
| Ease of doing business rank (1–190)                           | 62      | Ease of doing business score (0–100)            | 69.85          | Population                                    | 1,492,584   |
| <b>Starting a business</b> (rank)                             | 66      | <b>Getting credit</b> (rank)                    | 112            | ✓ <b>Trading across borders</b> (rank)        | 77          |
| Score for starting a business (0–100)                         | 89.57   | Score for getting credit (0–100)                | 45.00          | Score for trading across borders (0–100)      | 77.77       |
| Procedures (number)   | 6.5     | Strength of legal rights index (0–12)           | 1              | Time to export                                |             |
| Time (days)   | 8.5     | Depth of credit information index (0–8)         | 8              | Documentary compliance (hours)                | 24          |
| Cost (% of income per capita)                                 | 1.1     | Credit bureau coverage (% of adults)            | 28.0           | Border compliance (hours)                     | 71          |
| Minimum capital (% of income per capita)                      | 3.1     | Credit registry coverage (% of adults)          | 0.0            | Cost to export                                |             |
|   |         |   |                | Documentary compliance (US\$)                 | 100         |
| <b>Dealing with construction permits</b> (rank)               | 57      | ✓ <b>Protecting minority investors</b> (rank)   | 38             | Border compliance (US\$)                      | 47          |
| Score for dealing with construction permits (0–100)           | 73.40   | Score for protecting minority investors (0–100) | 66.67          | Time to import                                |             |
| Procedures (number)   | 11      | Extent of disclosure index (0–10)               | 8              | Documentary compliance (hours)                | 60          |
| Time (days)   | 174     | Extent of director liability index (0–10)       | 4              | Border compliance (hours)                     | 42          |
| Cost (% of warehouse value)                                   | 3.9     | Ease of shareholder suits index (0–10)          | 5              | Cost to import                                |             |
| Building quality control index (0–15)                         | 12.0    | Extent of shareholder rights index (0–10)       | 9              | Documentary compliance (US\$)                 | 130         |
|   |         | Extent of ownership and control index (0–10)    | 7              | Border compliance (US\$)                      | 397         |
|   |         | Extent of corporate transparency index (0–10)   | 7              |   |             |
| <b>Getting electricity</b> (rank)                             | 82      | <b>Paying taxes</b> (rank)                      | 5              | <b>Enforcing contracts</b> (rank)             | 128         |
| Score for getting electricity (0–100)                         | 74.82   | Score for paying taxes (0–100)                  | 93.89          | Score for enforcing contracts (0–100)         | 51.75       |
| Procedures (number)   | 5       | Payments (number per year)                      | 14             | Time (days)                                   | 635         |
| Time (days)   | 85      | Time (hours per year)                           | 28.5           | Cost (% of claim value)                       | 14.7        |
| Cost (% of income per capita)                                 | 61.0    | Total tax and contribution rate (% of profit)   | 13.8           | Quality of judicial processes index (0–18)    | 2.5         |
| Reliability of supply and transparency of tariffs index (0–8) | 5       | Postfiling index (0–100)                        | not applicable |   |             |
| <b>Registering property</b> (rank)                            | 26      |   |                | <b>Resolving insolvency</b> (rank)            | 93          |
| Score for registering property (0–100)                        | 81.07   |   |                | Score for resolving insolvency (0–100)        | 44.57       |
| Procedures (number)   | 2       |   |                | Time (years)                                  | 2.5         |
| Time (days)   | 31      |   |                | Cost (% of estate)                            | 9.5         |
| Cost (% of property value)                                    | 1.7     |   |                | Recovery rate (cents on the dollar)           | 42.2        |
| Quality of land administration index (0–30)                   | 17.5    |   |                | Strength of insolvency framework index (0–16) | 7.0         |
| <b>BANGLADESH</b>   |         | <b>South Asia</b>                               |                | <b>GNI per capita (US\$)</b>                  |             |
| Ease of doing business rank (1–190)                           | 176     | Ease of doing business score (0–100)            | 41.97          | Population                                    | 164,669,751 |
| <b>Starting a business</b> (rank)                             | 138     | <b>Getting credit</b> (rank)                    | 161            | <b>Trading across borders</b> (rank)          | 176         |
| Score for starting a business (0–100)                         | 80.82   | Score for getting credit (0–100)                | 25.00          | Score for trading across borders (0–100)      | 31.76       |
| Procedures (number)   | 9       | Strength of legal rights index (0–12)           | 5              | Time to export                                |             |
| Time (days)   | 19.5    | Depth of credit information index (0–8)         | 0              | Documentary compliance (hours)                | 147         |
| Cost (% of income per capita)                                 | 21.2    | Credit bureau coverage (% of adults)            | 0.0            | Border compliance (hours)                     | 168         |
| Minimum capital (% of income per capita)                      | 0.0     | Credit registry coverage (% of adults)          | 3.2            | Cost to export                                |             |
|   |         |   |                | Documentary compliance (US\$)                 | 225         |
| <b>Dealing with construction permits</b> (rank)               | 138     | <b>Protecting minority investors</b> (rank)     | 89             | Border compliance (US\$)                      | 408.2       |
| Score for dealing with construction permits (0–100)           | 60.82   | Score for protecting minority investors (0–100) | 55.00          | Time to import                                |             |
| Procedures (number)   | 15.8    | Extent of disclosure index (0–10)               | 6              | Documentary compliance (hours)                | 144         |
| Time (days)   | 273.5   | Extent of director liability index (0–10)       | 7              | Border compliance (hours)                     | 216         |
| Cost (% of warehouse value)                                   | 1.8     | Ease of shareholder suits index (0–10)          | 7              | Cost to import                                |             |
| Building quality control index (0–15)                         | 10.0    | Extent of shareholder rights index (0–10)       | 5              | Documentary compliance (US\$)                 | 370         |
|   |         | Extent of ownership and control index (0–10)    | 3              | Border compliance (US\$)                      | 900         |
|   |         | Extent of corporate transparency index (0–10)   | 5              |   |             |
| <b>Getting electricity</b> (rank)                             | 179     | <b>Paying taxes</b> (rank)                      | 151            | <b>Enforcing contracts</b> (rank)             | 189         |
| Score for getting electricity (0–100)                         | 30.81   | Score for paying taxes (0–100)                  | 56.13          | Score for enforcing contracts (0–100)         | 22.21       |
| Procedures (number)   | 8.6     | Payments (number per year)                      | 33             | Time (days)                                   | 1,442       |
| Time (days)   | 150.2   | Time (hours per year)                           | 435            | Cost (% of claim value)                       | 66.8        |
| Cost (% of income per capita)                                 | 2,155.9 | Total tax and contribution rate (% of profit)   | 33.4           | Quality of judicial processes index (0–18)    | 7.5         |
| Reliability of supply and transparency of tariffs index (0–8) | 0       | Postfiling index (0–100)                        | 44.36          |   |             |
| <b>Registering property</b> (rank)                            | 183     |   |                | <b>Resolving insolvency</b> (rank)            | 153         |
| Score for registering property (0–100)                        | 28.91   |   |                | Score for resolving insolvency (0–100)        | 28.20       |
| Procedures (number)   | 8       |   |                | Time (years)                                  | 4.0         |
| Time (days)   | 270.8   |   |                | Cost (% of estate)                            | 8.0         |
| Cost (% of property value)                                    | 7.2     |   |                | Recovery rate (cents on the dollar)           | 29.2        |
| Quality of land administration index (0–30)                   | 6.5     |   |                | Strength of insolvency framework index (0–16) | 4.0         |
| <b>BARBADOS</b>   |         | <b>Latin America &amp; Caribbean</b>            |                | <b>GNI per capita (US\$)</b>                  |             |
| Ease of doing business rank (1–190)                           | 129     | Ease of doing business score (0–100)            | 56.78          | Population                                    | 285,719     |
| <b>Starting a business</b> (rank)                             | 101     | <b>Getting credit</b> (rank)                    | 144            | <b>Trading across borders</b> (rank)          | 132         |
| Score for starting a business (0–100)                         | 85.15   | Score for getting credit (0–100)                | 30.00          | Score for trading across borders (0–100)      | 61.88       |
| Procedures (number)   | 8       | Strength of legal rights index (0–12)           | 6              | Time to export                                |             |
| Time (days)   | 15      | Depth of credit information index (0–8)         | 0              | Documentary compliance (hours)                | 54          |
| Cost (% of income per capita)                                 | 7.3     | Credit bureau coverage (% of adults)            | 0.0            | Border compliance (hours)                     | 41          |
| Minimum capital (% of income per capita)                      | 0.0     | Credit registry coverage (% of adults)          | 0.0            | Cost to export                                |             |
|   |         |   |                | Documentary compliance (US\$)                 | 109         |
| <b>Dealing with construction permits</b> (rank)               | 154     | <b>Protecting minority investors</b> (rank)     | 168            | Border compliance (US\$)                      | 350         |
| Score for dealing with construction permits (0–100)           | 56.64   | Score for protecting minority investors (0–100) | 35.00          | Time to import                                |             |
| Procedures (number)   | 9       | Extent of disclosure index (0–10)               | 2              | Documentary compliance (hours)                | 74          |
| Time (days)   | 442     | Extent of director liability index (0–10)       | 2              | Border compliance (hours)                     | 104         |
| Cost (% of warehouse value)                                   | 0.2     | Ease of shareholder suits index (0–10)          | 7              | Cost to import                                |             |
| Building quality control index (0–15)                         | 6.5     | Extent of shareholder rights index (0–10)       | 4              | Documentary compliance (US\$)                 | 146         |
|   |         | Extent of ownership and control index (0–10)    | 1              | Border compliance (US\$)                      | 1,585       |
|   |         | Extent of corporate transparency index (0–10)   | 5              |   |             |
| <b>Getting electricity</b> (rank)                             | 114     | <b>Paying taxes</b> (rank)                      | 93             | <b>Enforcing contracts</b> (rank)             | 170         |
| Score for getting electricity (0–100)                         | 65.12   | Score for paying taxes (0–100)                  | 71.88          | Score for enforcing contracts (0–100)         | 38.02       |
| Procedures (number)   | 8       | Payments (number per year)                      | 29             | Time (days)                                   | 1,340       |
| Time (days)   | 88      | Time (hours per year)                           | 245            | Cost (% of claim value)                       | 19.7        |
| Cost (% of income per capita)                                 | 61.3    | Total tax and contribution rate (% of profit)   | 35.3           | Quality of judicial processes index (0–18)    | 6.5         |
| Reliability of supply and transparency of tariffs index (0–8) | 6       | Postfiling index (0–100)                        | 74.08          |   |             |
| <b>Registering property</b> (rank)                            | 129     |   |                | <b>Resolving insolvency</b> (rank)            | 34          |
| Score for registering property (0–100)                        | 54.33   |   |                | Score for resolving insolvency (0–100)        | 69.79       |
| Procedures (number)   | 6       |   |                | Time (years)                                  | 1.8         |
| Time (days)   | 105     |   |                | Cost (% of estate)                            | 15.0        |
| Cost (% of property value)                                    | 4.4     |   |                | Recovery rate (cents on the dollar)           | 65.8        |
| Quality of land administration index (0–30)                   | 11.5    |   |                | Strength of insolvency framework index (0–16) | 11.0        |

Note: Most indicator sets refer to a case scenario in the largest business city of an economy, though for 11 economies the data are a population-weighted average for the two largest business cities. For some indicators a result of “no practice” may be recorded for an economy; see the data notes for more details. In starting a business, procedures (number), time (days) and cost (% of income per capita) are calculated as the average of both men and women. For the postfiling index, a result of “not applicable” may be recorded for an economy.



✓ Reform making it easier to do business ✗ Change making it more difficult to do business

| <b>BELARUS</b>  |       | <b>Europe &amp; Central Asia</b>                |       | <b>GNI per capita (US\$)</b>                  |            |
|---|-------|---|-------|---|------------|
| Ease of doing business rank (1–190)                           | 37    | Ease of doing business score (0–100)            | 75.77 | Population                                    | 9,507,875  |
| ✓ <b>Starting a business</b> (rank)                           | 29    | <b>Getting credit</b> (rank)                    | 85    | <b>Trading across borders</b> (rank)          | 25         |
| Score for starting a business (0–100)                         | 93.39 | Score for getting credit (0–100)                | 55.00 | Score for trading across borders (0–100)      | 96.21      |
| Procedures (number)   | 4     | Strength of legal rights index (0–12)           | 4     | Time to export                                |            |
| Time (days)   | 9     | Depth of credit information index (0–8)         | 7     | Documentary compliance (hours)                | 4          |
| Cost (% of income per capita)                                 | 0.5   | Credit bureau coverage (% of adults)            | 0.0   | Border compliance (hours)                     | 5          |
| Minimum capital (% of income per capita)                      | 0.0   | Credit registry coverage (% of adults)          | 48.8  | Cost to export                                |            |
|   |       |   |       | Documentary compliance (US\$)                 | 60         |
| ✓ <b>Dealing with construction permits</b> (rank)             | 46    | <b>Protecting minority investors</b> (rank)     | 51    | Border compliance (US\$)                      | 108        |
| Score for dealing with construction permits (0–100)           | 74.69 | Score for protecting minority investors (0–100) | 63.33 | Time to import                                |            |
| Procedures (number)   | 15    | Extent of disclosure index (0–10)               | 7     | Documentary compliance (hours)                | 4          |
| Time (days)   | 160   | Extent of director liability index (0–10)       | 2     | Border compliance (hours)                     | 0          |
| Cost (% of warehouse value)                                   | 1.9   | Ease of shareholder suits index (0–10)          | 8     | Cost to import                                |            |
| Building quality control index (0–15)                         | 13.0  | Extent of shareholder rights index (0–10)       | 6     | Documentary compliance (US\$)                 | 0          |
|   |       | Extent of ownership and control index (0–10)    | 7     | Border compliance (US\$)                      | 0          |
|   |       | Extent of corporate transparency index (0–10)   | 8     |   |            |
| <b>Getting electricity</b> (rank)                             | 20    | <b>Paying taxes</b> (rank)                      | 99    | <b>Enforcing contracts</b> (rank)             | 29         |
| Score for getting electricity (0–100)                         | 90.24 | Score for paying taxes (0–100)                  | 70.68 | Score for enforcing contracts (0–100)         | 69.44      |
| Procedures (number)   | 3     | Payments (number per year)                      | 7     | Time (days)                                   | 275        |
| Time (days)   | 105   | Time (hours per year)                           | 184   | Cost (% of claim value)                       | 23.4       |
| Cost (% of income per capita)                                 | 97.8  | Total tax and contribution rate (% of profit)   | 53.3  | Quality of judicial processes index (0–18)    | 8.5        |
| Reliability of supply and transparency of tariffs index (0–8) | 8     | Postfiling index (0–100)                        | 50.00 |   |            |
| <b>Registering property</b> (rank)                            | 5     |   |       | <b>Resolving insolvency</b> (rank)            | 72         |
| Score for registering property (0–100)                        | 92.19 |   |       | Score for resolving insolvency (0–100)        | 52.58      |
| Procedures (number)   | 2     |   |       | Time (years)                                  | 1.5        |
| Time (days)   | 3     |   |       | Cost (% of estate)                            | 17.0       |
| Cost (% of property value)                                    | 0.0   |   |       | Recovery rate (cents on the dollar)           | 39.6       |
| Quality of land administration index (0–30)                   | 23.5  |   |       | Strength of insolvency framework index (0–16) | 10.0       |
| <b>BELGIUM</b>  |       | <b>OECD high income</b>                         |       | <b>GNI per capita (US\$)</b>                  |            |
| Ease of doing business rank (1–190)                           | 45    | Ease of doing business score (0–100)            | 73.95 | Population                                    | 11,372,068 |
| <b>Starting a business</b> (rank)                             | 33    | ✓ <b>Getting credit</b> (rank)                  | 60    | <b>Trading across borders</b> (rank)          | 1          |
| Score for starting a business (0–100)                         | 93.03 | Score for getting credit (0–100)                | 65.00 | Score for trading across borders (0–100)      | 100.00     |
| Procedures (number)   | 4     | Strength of legal rights index (0–12)           | 8     | Time to export                                |            |
| Time (days)   | 4     | Depth of credit information index (0–8)         | 5     | Documentary compliance (hours)                | 1          |
| Cost (% of income per capita)                                 | 5.4   | Credit bureau coverage (% of adults)            | 0.0   | Border compliance (hours)                     | 0          |
| Minimum capital (% of income per capita)                      | 16.0  | Credit registry coverage (% of adults)          | 95.7  | Cost to export                                |            |
|   |       |   |       | Documentary compliance (US\$)                 | 0          |
| <b>Dealing with construction permits</b> (rank)               | 38    | <b>Protecting minority investors</b> (rank)     | 57    | Border compliance (US\$)                      | 0          |
| Score for dealing with construction permits (0–100)           | 75.42 | Score for protecting minority investors (0–100) | 61.67 | Time to import                                |            |
| Procedures (number)   | 10    | Extent of disclosure index (0–10)               | 8     | Documentary compliance (hours)                | 1          |
| Time (days)   | 212   | Extent of director liability index (0–10)       | 6     | Border compliance (hours)                     | 0          |
| Cost (% of warehouse value)                                   | 0.9   | Ease of shareholder suits index (0–10)          | 7     | Cost to import                                |            |
| Building quality control index (0–15)                         | 12.0  | Extent of shareholder rights index (0–10)       | 5     | Documentary compliance (US\$)                 | 0          |
|   |       | Extent of ownership and control index (0–10)    | 4     | Border compliance (US\$)                      | 0          |
|   |       | Extent of corporate transparency index (0–10)   | 7     |   |            |
| <b>Getting electricity</b> (rank)                             | 112   | <b>Paying taxes</b> (rank)                      | 60    | <b>Enforcing contracts</b> (rank)             | 54         |
| Score for getting electricity (0–100)                         | 67.31 | Score for paying taxes (0–100)                  | 77.48 | Score for enforcing contracts (0–100)         | 64.25      |
| Procedures (number)   | 6     | Payments (number per year)                      | 11    | Time (days)                                   | 505        |
| Time (days)   | 201   | Time (hours per year)                           | 136   | Cost (% of claim value)                       | 18.0       |
| Cost (% of income per capita)                                 | 96.1  | Total tax and contribution rate (% of profit)   | 57.7  | Quality of judicial processes index (0–18)    | 8.0        |
| Reliability of supply and transparency of tariffs index (0–8) | 8     | Postfiling index (0–100)                        | 83.45 |   |            |
| <b>Registering property</b> (rank)                            | 143   |   |       | ✓ <b>Resolving insolvency</b> (rank)          | 8          |
| Score for registering property (0–100)                        | 51.41 |   |       | Score for resolving insolvency (0–100)        | 83.88      |
| Procedures (number)   | 8     |   |       | Time (years)                                  | 0.9        |
| Time (days)   | 56    |   |       | Cost (% of estate)                            | 3.5        |
| Cost (% of property value)                                    | 12.7  |   |       | Recovery rate (cents on the dollar)           | 89.1       |
| Quality of land administration index (0–30)                   | 22.5  |   |       | Strength of insolvency framework index (0–16) | 11.5       |
| <b>BELIZE</b>   |       | <b>Latin America &amp; Caribbean</b>            |       | <b>GNI per capita (US\$)</b>                  |            |
| Ease of doing business rank (1–190)                           | 125   | Ease of doing business score (0–100)            | 57.13 | Population                                    | 374,681    |
| <b>Starting a business</b> (rank)                             | 162   | <b>Getting credit</b> (rank)                    | 172   | <b>Trading across borders</b> (rank)          | 111        |
| Score for starting a business (0–100)                         | 73.22 | Score for getting credit (0–100)                | 20.00 | Score for trading across borders (0–100)      | 68.13      |
| Procedures (number)   | 9     | Strength of legal rights index (0–12)           | 4     | Time to export                                |            |
| Time (days)   | 43    | Depth of credit information index (0–8)         | 0     | Documentary compliance (hours)                | 38         |
| Cost (% of income per capita)                                 | 34.7  | Credit bureau coverage (% of adults)            | 0.0   | Border compliance (hours)                     | 96         |
| Minimum capital (% of income per capita)                      | 0.0   | Credit registry coverage (% of adults)          | 0.0   | Cost to export                                |            |
|   |       |   |       | Documentary compliance (US\$)                 | 28         |
| <b>Dealing with construction permits</b> (rank)               | 119   | <b>Protecting minority investors</b> (rank)     | 132   | Border compliance (US\$)                      | 710        |
| Score for dealing with construction permits (0–100)           | 65.24 | Score for protecting minority investors (0–100) | 43.33 | Time to import                                |            |
| Procedures (number)   | 16    | Extent of disclosure index (0–10)               | 3     | Documentary compliance (hours)                | 36         |
| Time (days)   | 127   | Extent of director liability index (0–10)       | 4     | Border compliance (hours)                     | 48         |
| Cost (% of warehouse value)                                   | 2.5   | Ease of shareholder suits index (0–10)          | 7     | Cost to import                                |            |
| Building quality control index (0–15)                         | 7.0   | Extent of shareholder rights index (0–10)       | 6     | Documentary compliance (US\$)                 | 75         |
|   |       | Extent of ownership and control index (0–10)    | 1     | Border compliance (US\$)                      | 688        |
|   |       | Extent of corporate transparency index (0–10)   | 5     |   |            |
| <b>Getting electricity</b> (rank)                             | 91    | <b>Paying taxes</b> (rank)                      | 52    | <b>Enforcing contracts</b> (rank)             | 133        |
| Score for getting electricity (0–100)                         | 72.96 | Score for paying taxes (0–100)                  | 79.90 | Score for enforcing contracts (0–100)         | 50.11      |
| Procedures (number)   | 5     | Payments (number per year)                      | 29    | Time (days)                                   | 892        |
| Time (days)   | 66    | Time (hours per year)                           | 147   | Cost (% of claim value)                       | 27.5       |
| Cost (% of income per capita)                                 | 321.3 | Total tax and contribution rate (% of profit)   | 31.1  | Quality of judicial processes index (0–18)    | 8.0        |
| Reliability of supply and transparency of tariffs index (0–8) | 4     | Postfiling index (0–100)                        | 85.09 |   |            |
| <b>Registering property</b> (rank)                            | 135   |   |       | <b>Resolving insolvency</b> (rank)            | 87         |
| Score for registering property (0–100)                        | 52.42 |   |       | Score for resolving insolvency (0–100)        | 45.94      |
| Procedures (number)   | 9     |   |       | Time (years)                                  | 2.0        |
| Time (days)   | 60    |   |       | Cost (% of estate)                            | 22.5       |
| Cost (% of property value)                                    | 4.8   |   |       | Recovery rate (cents on the dollar)           | 56.3       |
| Quality of land administration index (0–30)                   | 11.0  |   |       | Strength of insolvency framework index (0–16) | 5.0        |

Note: Most indicator sets refer to a case scenario in the largest business city of an economy, though for 11 economies the data are a population-weighted average for the two largest business cities. For some indicators a result of “no practice” may be recorded for an economy; see the data notes for more details. In starting a business, procedures (number), time (days) and cost (% of income per capita) are calculated as the average of both men and women. For the postfiling index, a result of “not applicable” may be recorded for an economy.

✓ Reform making it easier to do business ✗ Change making it more difficult to do business

| <b>BENIN</b>  |          | <b>Sub-Saharan Africa</b>                       |       | <b>GNI per capita (US\$)</b>                  |             |
|---|----------|---|-------|---|-------------|
| Ease of doing business rank (1–190)                           | 153      | Ease of doing business score (0–100)            | 51.42 | Population                                    | 11,175,692  |
| <b>Starting a business</b> (rank)                             | 61       | ✓ <b>Getting credit</b> (rank)                  | 144   | <b>Trading across borders</b> (rank)          | 107         |
| Score for starting a business (0–100)                         | 90.60    | Score for getting credit (0–100)                | 30.00 | Score for trading across borders (0–100)      | 68.94       |
| Procedures (number)   | 5.5      | Strength of legal rights index (0–12)           | 6     | Time to export                                |             |
| Time (days)   | 8.5      | Depth of credit information index (0–8)         | 0     | Documentary compliance (hours)                | 48          |
| Cost (% of income per capita)                                 | 3.6      | Credit bureau coverage (% of adults)            | 0.0   | Border compliance (hours)                     | 78          |
| Minimum capital (% of income per capita)                      | 5.2      | Credit registry coverage (% of adults)          | 0.8   | Cost to export                                |             |
|   |          |   |       | Documentary compliance (US\$)                 | 80          |
| <b>Dealing with construction permits</b> (rank)               | 51       | <b>Protecting minority investors</b> (rank)     | 149   | Border compliance (US\$)                      | 354         |
| Score for dealing with construction permits (0–100)           | 73.95    | Score for protecting minority investors (0–100) | 40.00 | Time to import                                |             |
| Procedures (number)   | 13       | Extent of disclosure index (0–10)               | 7     | Documentary compliance (hours)                | 59          |
| Time (days)   | 88       | Extent of director liability index (0–10)       | 1     | Border compliance (hours)                     | 82          |
| Cost (% of warehouse value)                                   | 2.9      | Ease of shareholder suits index (0–10)          | 5     | Cost to import                                |             |
| Building quality control index (0–15)                         | 9.0      | Extent of shareholder rights index (0–10)       | 4     | Documentary compliance (US\$)                 | 110         |
|   |          | Extent of ownership and control index (0–10)    | 3     | Border compliance (US\$)                      | 599         |
|   |          | Extent of corporate transparency index (0–10)   | 4     |   |             |
| <b>Getting electricity</b> (rank)                             | 176      | <b>Paying taxes</b> (rank)                      | 176   | ✓ <b>Enforcing contracts</b> (rank)           | 171         |
| Score for getting electricity (0–100)                         | 33.84    | Score for getting credit (0–100)                | 44.73 | Score for enforcing contracts (0–100)         | 37.27       |
| Procedures (number)   | 5        | Payments (number per year)                      | 57    | Time (days)                                   | 750         |
| Time (days)   | 90       | Time (hours per year)                           | 270   | Cost (% of claim value)                       | 64.7        |
| Cost (% of income per capita)                                 | 11,987.0 | Total tax and contribution rate (% of profit)   | 57.4  | Quality of judicial processes index (0–18)    | 6.5         |
| Reliability of supply and transparency of tariffs index (0–8) | 0        | Postfiling index (0–100)                        | 49.31 |   |             |
| <b>Registering property</b> (rank)                            | 130      |   |       | <b>Resolving insolvency</b> (rank)            | 110         |
| Score for registering property (0–100)                        | 54.19    |   |       | Score for resolving insolvency (0–100)        | 40.68       |
| Procedures (number)   | 4        |   |       | Time (years)                                  | 4.0         |
| Time (days)   | 120      |   |       | Cost (% of estate)                            | 21.5        |
| Cost (% of property value)                                    | 3.4      |   |       | Recovery rate (cents on the dollar)           | 23.3        |
| Quality of land administration index (0–30)                   | 6.5      |   |       | Strength of insolvency framework index (0–16) | 9.0         |
| <b>BHUTAN</b>   |          | <b>South Asia</b>                               |       | <b>GNI per capita (US\$)</b>                  |             |
| Ease of doing business rank (1–190)                           | 81       | Ease of doing business score (0–100)            | 66.08 | Population                                    | 807,610     |
| <b>Starting a business</b> (rank)                             | 91       | <b>Getting credit</b> (rank)                    | 85    | <b>Trading across borders</b> (rank)          | 28          |
| Score for starting a business (0–100)                         | 86.38    | Score for getting credit (0–100)                | 55.00 | Score for trading across borders (0–100)      | 94.25       |
| Procedures (number)   | 8        | Strength of legal rights index (0–12)           | 4     | Time to export                                |             |
| Time (days)   | 12       | Depth of credit information index (0–8)         | 7     | Documentary compliance (hours)                | 9           |
| Cost (% of income per capita)                                 | 3.5      | Credit bureau coverage (% of adults)            | 35.9  | Border compliance (hours)                     | 5           |
| Minimum capital (% of income per capita)                      | 0.0      | Credit registry coverage (% of adults)          | 0.0   | Cost to export                                |             |
|   |          |   |       | Documentary compliance (US\$)                 | 50          |
| <b>Dealing with construction permits</b> (rank)               | 88       | <b>Protecting minority investors</b> (rank)     | 125   | Border compliance (US\$)                      | 59          |
| Score for dealing with construction permits (0–100)           | 68.85    | Score for protecting minority investors (0–100) | 46.67 | Time to import                                |             |
| Procedures (number)   | 21       | Extent of disclosure index (0–10)               | 4     | Documentary compliance (hours)                | 8           |
| Time (days)   | 150      | Extent of director liability index (0–10)       | 4     | Border compliance (hours)                     | 5           |
| Cost (% of warehouse value)                                   | 1.0      | Ease of shareholder suits index (0–10)          | 6     | Cost to import                                |             |
| Building quality control index (0–15)                         | 12.0     | Extent of shareholder rights index (0–10)       | 4     | Documentary compliance (US\$)                 | 50          |
|   |          | Extent of ownership and control index (0–10)    | 5     | Border compliance (US\$)                      | 110         |
|   |          | Extent of corporate transparency index (0–10)   | 5     |   |             |
| <b>Getting electricity</b> (rank)                             | 73       | ✓ <b>Paying taxes</b> (rank)                    | 15    | <b>Enforcing contracts</b> (rank)             | 28          |
| Score for getting electricity (0–100)                         | 77.39    | Score for getting credit (0–100)                | 89.28 | Score for enforcing contracts (0–100)         | 69.99       |
| Procedures (number)   | 4        | Payments (number per year)                      | 18    | Time (days)                                   | 225         |
| Time (days)   | 61       | Time (hours per year)                           | 52    | Cost (% of claim value)                       | 23.1        |
| Cost (% of income per capita)                                 | 412.3    | Total tax and contribution rate (% of profit)   | 35.3  | Quality of judicial processes index (0–18)    | 8.0         |
| Reliability of supply and transparency of tariffs index (0–8) | 4        | Postfiling index (0–100)                        | 95.50 |   |             |
| <b>Registering property</b> (rank)                            | 54       |   |       | <b>Resolving insolvency</b> (rank)            | 168         |
| Score for registering property (0–100)                        | 72.99    |   |       | Score for resolving insolvency (0–100)        | 0.00        |
| Procedures (number)   | 3        |   |       | Time (years)                                  | no practice |
| Time (days)   | 77       |   |       | Cost (% of estate)                            | no practice |
| Cost (% of property value)                                    | 5.0      |   |       | Recovery rate (cents on the dollar)           | 0.0         |
| Quality of land administration index (0–30)                   | 23.5     |   |       | Strength of insolvency framework index (0–16) | 0.0         |
| <b>BOLIVIA</b>  |          | <b>Latin America &amp; Caribbean</b>            |       | <b>GNI per capita (US\$)</b>                  |             |
| Ease of doing business rank (1–190)                           | 156      | Ease of doing business score (0–100)            | 50.32 | Population                                    | 11,051,600  |
| ✓ <b>Starting a business</b> (rank)                           | 178      | <b>Getting credit</b> (rank)                    | 134   | <b>Trading across borders</b> (rank)          | 96          |
| Score for starting a business (0–100)                         | 64.33    | Score for getting credit (0–100)                | 35.00 | Score for trading across borders (0–100)      | 71.59       |
| Procedures (number)   | 14       | Strength of legal rights index (0–12)           | 0     | Time to export                                |             |
| Time (days)   | 43.5     | Depth of credit information index (0–8)         | 7     | Documentary compliance (hours)                | 144         |
| Cost (% of income per capita)                                 | 46.0     | Credit bureau coverage (% of adults)            | 52.9  | Border compliance (hours)                     | 48          |
| Minimum capital (% of income per capita)                      | 0.0      | Credit registry coverage (% of adults)          | 17.6  | Cost to export                                |             |
|   |          |   |       | Documentary compliance (US\$)                 | 25          |
| <b>Dealing with construction permits</b> (rank)               | 160      | <b>Protecting minority investors</b> (rank)     | 149   | Border compliance (US\$)                      | 65          |
| Score for dealing with construction permits (0–100)           | 55.69    | Score for protecting minority investors (0–100) | 40.00 | Time to import                                |             |
| Procedures (number)   | 13       | Extent of disclosure index (0–10)               | 1     | Documentary compliance (hours)                | 72          |
| Time (days)   | 322      | Extent of director liability index (0–10)       | 5     | Border compliance (hours)                     | 114         |
| Cost (% of warehouse value)                                   | 1.3      | Ease of shareholder suits index (0–10)          | 6     | Cost to import                                |             |
| Building quality control index (0–15)                         | 7.0      | Extent of shareholder rights index (0–10)       | 6     | Documentary compliance (US\$)                 | 30          |
|   |          | Extent of ownership and control index (0–10)    | 2     | Border compliance (US\$)                      | 315         |
|   |          | Extent of corporate transparency index (0–10)   | 4     |   |             |
| <b>Getting electricity</b> (rank)                             | 111      | <b>Paying taxes</b> (rank)                      | 186   | <b>Enforcing contracts</b> (rank)             | 113         |
| Score for getting electricity (0–100)                         | 68.17    | Score for getting credit (0–100)                | 21.62 | Score for enforcing contracts (0–100)         | 54.65       |
| Procedures (number)   | 8        | Payments (number per year)                      | 42    | Time (days)                                   | 591         |
| Time (days)   | 42       | Time (hours per year)                           | 1,025 | Cost (% of claim value)                       | 25.0        |
| Cost (% of income per capita)                                 | 691.3    | Total tax and contribution rate (% of profit)   | 83.7  | Quality of judicial processes index (0–18)    | 5.5         |
| Reliability of supply and transparency of tariffs index (0–8) | 6        | Postfiling index (0–100)                        | 50.00 |   |             |
| <b>Registering property</b> (rank)                            | 148      |   |       | <b>Resolving insolvency</b> (rank)            | 102         |
| Score for registering property (0–100)                        | 49.90    |   |       | Score for resolving insolvency (0–100)        | 42.26       |
| Procedures (number)   | 7        |   |       | Time (years)                                  | 1.8         |
| Time (days)   | 90       |   |       | Cost (% of estate)                            | 14.5        |
| Cost (% of property value)                                    | 4.7      |   |       | Recovery rate (cents on the dollar)           | 40.8        |
| Quality of land administration index (0–30)                   | 7.0      |   |       | Strength of insolvency framework index (0–16) | 6.5         |

Note: Most indicator sets refer to a case scenario in the largest business city of an economy, though for 11 economies the data are a population-weighted average for the two largest business cities. For some indicators a result of "no practice" may be recorded for an economy; see the data notes for more details. In starting a business, procedures (number), time (days) and cost (% of income per capita) are calculated as the average of both men and women. For the postfiling index, a result of "not applicable" may be recorded for an economy.

✓ Reform making it easier to do business ✗ Change making it more difficult to do business

| <b>BOSNIA AND HERZEGOVINA</b>                                 |       | <b>Europe &amp; Central Asia</b>                |       | <b>GNI per capita (US\$)</b>                  |             |
|---|-------|---|-------|---|-------------|
| Ease of doing business rank (1–190)                           | 89    | Ease of doing business score (0–100)            | 63.82 | Population                                    | 3,507,017   |
| <b>Starting a business</b> (rank)                             | 183   | <b>Getting credit</b> (rank)                    | 60    | <b>Trading across borders</b> (rank)          | 37          |
| Score for starting a business (0–100)                         | 59.57 | Score for getting credit (0–100)                | 65.00 | Score for trading across borders (0–100)      | 91.87       |
| Procedures (number)   | 13    | Strength of legal rights index (0–12)           | 7     | Time to export                                |             |
| Time (days)   | 81    | Depth of credit information index (0–8)         | 6     | Documentary compliance (hours)                | 4           |
| Cost (% of income per capita)                                 | 14.9  | Credit bureau coverage (% of adults)            | 12.9  | Border compliance (hours)                     | 5           |
| Minimum capital (% of income per capita)                      | 11.1  | Credit registry coverage (% of adults)          | 43.7  | Cost to export                                |             |
|   |       |   |       | Documentary compliance (US\$)                 | 92          |
| <b>Dealing with construction permits</b> (rank)               | 167   | <b>Protecting minority investors</b> (rank)     | 72    | Border compliance (US\$)                      | 106         |
| Score for dealing with construction permits (0–100)           | 53.22 | Score for protecting minority investors (0–100) | 58.33 | Time to import                                |             |
| Procedures (number)   | 16    | Extent of disclosure index (0–10)               | 3     | Documentary compliance (hours)                | 8           |
| Time (days)   | 193   | Extent of director liability index (0–10)       | 6     | Border compliance (hours)                     | 6           |
| Cost (% of warehouse value)                                   | 16.3  | Ease of shareholder suits index (0–10)          | 5     | Cost to import                                |             |
| Building quality control index (0–15)                         | 13.0  | Extent of shareholder rights index (0–10)       | 8     | Documentary compliance (US\$)                 | 97          |
|   |       | Extent of ownership and control index (0–10)    | 6     | Border compliance (US\$)                      | 109         |
|   |       | Extent of corporate transparency index (0–10)   | 7     |   |             |
| <b>Getting electricity</b> (rank)                             | 130   | <b>Paying taxes</b> (rank)                      | 139   | <b>Enforcing contracts</b> (rank)             | 75          |
| Score for getting electricity (0–100)                         | 60.26 | Score for paying taxes (0–100)                  | 60.43 | Score for enforcing contracts (0–100)         | 59.67       |
| Procedures (number)   | 8     | Payments (number per year)                      | 33    | Time (days)                                   | 595         |
| Time (days)   | 125   | Time (hours per year)                           | 411   | Cost (% of claim value)                       | 36.0        |
| Cost (% of income per capita)                                 | 332.6 | Total tax and contribution rate (% of profit)   | 23.7  | Quality of judicial processes index (0–18)    | 10.5        |
| Reliability of supply and transparency of tariffs index (0–8) | 6     | Postfiling index (0–100)                        | 47.68 |   |             |
| <b>Registering property</b> (rank)                            | 99    |   |       | <b>Resolving insolvency</b> (rank)            | 37          |
| Score for registering property (0–100)                        | 61.99 |   |       | Score for resolving insolvency (0–100)        | 67.83       |
| Procedures (number)   | 7     |   |       | Time (years)                                  | 3.3         |
| Time (days)   | 24    |   |       | Cost (% of estate)                            | 9.0         |
| Cost (% of property value)                                    | 5.2   |   |       | Recovery rate (cents on the dollar)           | 38.9        |
| Quality of land administration index (0–30)                   | 13.0  |   |       | Strength of insolvency framework index (0–16) | 15.0        |
| <b>BOTSWANA</b>   |       | <b>Sub-Saharan Africa</b>                       |       | <b>GNI per capita (US\$)</b>                  |             |
| Ease of doing business rank (1–190)                           | 86    | Ease of doing business score (0–100)            | 65.40 | Population                                    | 2,291,661   |
| <b>Starting a business</b> (rank)                             | 157   | <b>Getting credit</b> (rank)                    | 85    | <b>Trading across borders</b> (rank)          | 55          |
| Score for starting a business (0–100)                         | 76.22 | Score for getting credit (0–100)                | 55.00 | Score for trading across borders (0–100)      | 86.65       |
| Procedures (number)   | 9     | Strength of legal rights index (0–12)           | 5     | Time to export                                |             |
| Time (days)   | 48    | Depth of credit information index (0–8)         | 6     | Documentary compliance (hours)                | 18          |
| Cost (% of income per capita)                                 | 0.6   | Credit bureau coverage (% of adults)            | 53.6  | Border compliance (hours)                     | 5           |
| Minimum capital (% of income per capita)                      | 0.0   | Credit registry coverage (% of adults)          | 0.0   | Cost to export                                |             |
|   |       |   |       | Documentary compliance (US\$)                 | 179         |
| ✓ <b>Dealing with construction permits</b> (rank)             | 31    | <b>Protecting minority investors</b> (rank)     | 83    | Border compliance (US\$)                      | 317         |
| Score for dealing with construction permits (0–100)           | 76.58 | Score for protecting minority investors (0–100) | 56.67 | Time to import                                |             |
| Procedures (number)   | 15    | Extent of disclosure index (0–10)               | 7     | Documentary compliance (hours)                | 3           |
| Time (days)   | 102   | Extent of director liability index (0–10)       | 8     | Border compliance (hours)                     | 4           |
| Cost (% of warehouse value)                                   | 0.4   | Ease of shareholder suits index (0–10)          | 3     | Cost to import                                |             |
| Building quality control index (0–15)                         | 10.5  | Extent of shareholder rights index (0–10)       | 6     | Documentary compliance (US\$)                 | 67          |
|   |       | Extent of ownership and control index (0–10)    | 3     | Border compliance (US\$)                      | 98          |
|   |       | Extent of corporate transparency index (0–10)   | 7     |   |             |
| <b>Getting electricity</b> (rank)                             | 133   | <b>Paying taxes</b> (rank)                      | 51    | <b>Enforcing contracts</b> (rank)             | 134         |
| Score for getting electricity (0–100)                         | 59.43 | Score for paying taxes (0–100)                  | 80.01 | Score for enforcing contracts (0–100)         | 49.99       |
| Procedures (number)   | 5     | Payments (number per year)                      | 34    | Time (days)                                   | 660         |
| Time (days)   | 77    | Time (hours per year)                           | 120   | Cost (% of claim value)                       | 39.8        |
| Cost (% of income per capita)                                 | 266.5 | Total tax and contribution rate (% of profit)   | 25.1  | Quality of judicial processes index (0–18)    | 7.0         |
| Reliability of supply and transparency of tariffs index (0–8) | 0     | Postfiling index (0–100)                        | 82.70 |   |             |
| <b>Registering property</b> (rank)                            | 80    |   |       | <b>Resolving insolvency</b> (rank)            | 81          |
| Score for registering property (0–100)                        | 65.43 |   |       | Score for resolving insolvency (0–100)        | 47.99       |
| Procedures (number)   | 4     |   |       | Time (years)                                  | 1.7         |
| Time (days)   | 27    |   |       | Cost (% of estate)                            | 18.0        |
| Cost (% of property value)                                    | 5.1   |   |       | Recovery rate (cents on the dollar)           | 65.9        |
| Quality of land administration index (0–30)                   | 10.0  |   |       | Strength of insolvency framework index (0–16) | 4.0         |
| <b>BRAZIL</b>   |       | <b>Latin America &amp; Caribbean</b>            |       | <b>GNI per capita (US\$)</b>                  |             |
| Ease of doing business rank (1–190)                           | 109   | Ease of doing business score (0–100)            | 60.01 | Population                                    | 209,288,278 |
| ✓ <b>Starting a business</b> (rank)                           | 140   | ✓ <b>Getting credit</b> (rank)                  | 99    | ✓ <b>Trading across borders</b> (rank)        | 106         |
| Score for starting a business (0–100)                         | 80.23 | Score for getting credit (0–100)                | 50.00 | Score for trading across borders (0–100)      | 69.85       |
| Procedures (number)   | 10.6  | Strength of legal rights index (0–12)           | 2     | Time to export                                |             |
| Time (days)   | 20.5  | Depth of credit information index (0–8)         | 8     | Documentary compliance (hours)                | 12          |
| Cost (% of income per capita)                                 | 5.0   | Credit bureau coverage (% of adults)            | 80.5  | Border compliance (hours)                     | 49          |
| Minimum capital (% of income per capita)                      | 0.0   | Credit registry coverage (% of adults)          | 78.7  | Cost to export                                |             |
|   |       |   |       | Documentary compliance (US\$)                 | 226.4       |
| <b>Dealing with construction permits</b> (rank)               | 175   | <b>Protecting minority investors</b> (rank)     | 48    | Border compliance (US\$)                      | 862         |
| Score for dealing with construction permits (0–100)           | 49.86 | Score for protecting minority investors (0–100) | 65.00 | Time to import                                |             |
| Procedures (number)   | 19.2  | Extent of disclosure index (0–10)               | 5     | Documentary compliance (hours)                | 24          |
| Time (days)   | 434   | Extent of director liability index (0–10)       | 8     | Border compliance (hours)                     | 30          |
| Cost (% of warehouse value)                                   | 0.7   | Ease of shareholder suits index (0–10)          | 4     | Cost to import                                |             |
| Building quality control index (0–15)                         | 9.0   | Extent of shareholder rights index (0–10)       | 7     | Documentary compliance (US\$)                 | 106.9       |
|   |       | Extent of ownership and control index (0–10)    | 6     | Border compliance (US\$)                      | 375         |
|   |       | Extent of corporate transparency index (0–10)   | 9     |   |             |
| ✓ <b>Getting electricity</b> (rank)                           | 40    | <b>Paying taxes</b> (rank)                      | 184   | <b>Enforcing contracts</b> (rank)             | 48          |
| Score for getting electricity (0–100)                         | 84.37 | Score for paying taxes (0–100)                  | 34.40 | Score for enforcing contracts (0–100)         | 66.00       |
| Procedures (number)   | 4     | Payments (number per year)                      | 10    | Time (days)                                   | 731         |
| Time (days)   | 64.4  | Time (hours per year)                           | 1,958 | Cost (% of claim value)                       | 22.0        |
| Cost (% of income per capita)                                 | 52.5  | Total tax and contribution rate (% of profit)   | 65.1  | Quality of judicial processes index (0–18)    | 13.1        |
| Reliability of supply and transparency of tariffs index (0–8) | 6     | Postfiling index (0–100)                        | 7.80  |   |             |
| ✗ <b>Registering property</b> (rank)                          | 137   |   |       | <b>Resolving insolvency</b> (rank)            | 77          |
| Score for registering property (0–100)                        | 51.94 |   |       | Score for resolving insolvency (0–100)        | 48.48       |
| Procedures (number)   | 13.6  |   |       | Time (years)                                  | 4.0         |
| Time (days)   | 31.4  |   |       | Cost (% of estate)                            | 12.0        |
| Cost (% of property value)                                    | 3.6   |   |       | Recovery rate (cents on the dollar)           | 14.6        |
| Quality of land administration index (0–30)                   | 13.8  |   |       | Strength of insolvency framework index (0–16) | 13.0        |

Note: Most indicator sets refer to a case scenario in the largest business city of an economy, though for 11 economies the data are a population-weighted average for the two largest business cities. For some indicators a result of “no practice” may be recorded for an economy; see the data notes for more details. In starting a business, procedures (number), time (days) and cost (% of income per capita) are calculated as the average of both men and women. For the postfiling index, a result of “not applicable” may be recorded for an economy.

✓ Reform making it easier to do business ✗ Change making it more difficult to do business

| <b>BRUNEI DARUSSALAM</b>                                      |         | <b>East Asia &amp; Pacific</b>                  |        | <b>GNI per capita (US\$)</b>                  |            |
|---|---------|---|--------|---|------------|
| Ease of doing business rank (1–190)                           | 55      | Ease of doing business score (0–100)            | 72.03  | Population                                    | 428,697    |
| ✓ <b>Starting a business</b> (rank)                           | 16      | ✓ <b>Getting credit</b> (rank)                  | 1      | <b>Trading across borders</b> (rank)          | 149        |
| Score for starting a business (0–100)                         | 94.92   | Score for getting credit (0–100)                | 100.00 | Score for trading across borders (0–100)      | 58.70      |
| Procedures (number)   | 3.5     | Strength of legal rights index (0–12)           | 12     | Time to export                                |            |
| Time (days)   | 5.5     | Depth of credit information index (0–8)         | 8      | Documentary compliance (hours)                | 155        |
| Cost (% of income per capita)                                 | 1.2     | Credit bureau coverage (% of adults)            | 0.0    | Border compliance (hours)                     | 117        |
| Minimum capital (% of income per capita)                      | 0.0     | Credit registry coverage (% of adults)          | 75.2   | Cost to export                                |            |
|   |         |   |        | Documentary compliance (US\$)                 | 90         |
| <b>Dealing with construction permits</b> (rank)               | 55      | <b>Protecting minority investors</b> (rank)     | 48     | Border compliance (US\$)                      | 340        |
| Score for dealing with construction permits (0–100)           | 73.49   | Score for protecting minority investors (0–100) | 65.00  | Time to import                                |            |
| Procedures (number)   | 20      | Extent of disclosure index (0–10)               | 4      | Documentary compliance (hours)                | 132        |
| Time (days)   | 83      | Extent of director liability index (0–10)       | 8      | Border compliance (hours)                     | 48         |
| Cost (% of warehouse value)                                   | 1.9     | Ease of shareholder suits index (0–10)          | 8      | Cost to import                                |            |
| Building quality control index (0–15)                         | 12.0    | Extent of shareholder rights index (0–10)       | 7      | Documentary compliance (US\$)                 | 50         |
|   |         | Extent of ownership and control index (0–10)    | 4      | Border compliance (US\$)                      | 395        |
|   |         | Extent of corporate transparency index (0–10)   | 8      |   |            |
| ✓ <b>Getting electricity</b> (rank)                           | 31      | <b>Paying taxes</b> (rank)                      | 84     | <b>Enforcing contracts</b> (rank)             | 67         |
| Score for getting electricity (0–100)                         | 86.57   | Score for getting credit (0–100)                | 74.03  | Score for enforcing contracts (0–100)         | 60.95      |
| Procedures (number)   | 5       | Payments (number per year)                      | 5      | Time (days)                                   | 540        |
| Time (days)   | 35      | Time (hours per year)                           | 52.5   | Cost (% of claim value)                       | 36.6       |
| Cost (% of income per capita)                                 | 40.1    | Total tax and contribution rate (% of profit)   | 8.0    | Quality of judicial processes index (0–18)    | 10.5       |
| Reliability of supply and transparency of tariffs index (0–8) | 7       | Postfiling index (0–100)                        | 0.00   |   |            |
| <b>Registering property</b> (rank)                            | 142     |   |        | <b>Resolving insolvency</b> (rank)            | 64         |
| Score for registering property (0–100)                        | 51.48   |   |        | Score for resolving insolvency (0–100)        | 55.11      |
| Procedures (number)   | 7       |   |        | Time (years)                                  | 2.5        |
| Time (days)   | 298.5   |   |        | Cost (% of estate)                            | 3.5        |
| Cost (% of property value)                                    | 0.6     |   |        | Recovery rate (cents on the dollar)           | 47.2       |
| Quality of land administration index (0–30)                   | 18.0    |   |        | Strength of insolvency framework index (0–16) | 9.5        |
| <b>BULGARIA</b>   |         | <b>Europe &amp; Central Asia</b>                |        | <b>GNI per capita (US\$)</b>                  |            |
| Ease of doing business rank (1–190)                           | 59      | Ease of doing business score (0–100)            | 71.24  | Population                                    | 7,075,991  |
| <b>Starting a business</b> (rank)                             | 99      | <b>Getting credit</b> (rank)                    | 60     | <b>Trading across borders</b> (rank)          | 21         |
| Score for starting a business (0–100)                         | 85.38   | Score for getting credit (0–100)                | 65.00  | Score for trading across borders (0–100)      | 97.41      |
| Procedures (number)   | 7       | Strength of legal rights index (0–12)           | 8      | Time to export                                |            |
| Time (days)   | 23      | Depth of credit information index (0–8)         | 5      | Documentary compliance (hours)                | 2          |
| Cost (% of income per capita)                                 | 1.1     | Credit bureau coverage (% of adults)            | 0.0    | Border compliance (hours)                     | 4          |
| Minimum capital (% of income per capita)                      | 0.0     | Credit registry coverage (% of adults)          | 75.4   | Cost to export                                |            |
|   |         |   |        | Documentary compliance (US\$)                 | 52         |
| <b>Dealing with construction permits</b> (rank)               | 37      | <b>Protecting minority investors</b> (rank)     | 33     | Border compliance (US\$)                      | 55         |
| Score for dealing with construction permits (0–100)           | 75.46   | Score for protecting minority investors (0–100) | 68.33  | Time to import                                |            |
| Procedures (number)   | 18      | Extent of disclosure index (0–10)               | 10     | Documentary compliance (hours)                | 1          |
| Time (days)   | 97      | Extent of director liability index (0–10)       | 2      | Border compliance (hours)                     | 1          |
| Cost (% of warehouse value)                                   | 3.8     | Ease of shareholder suits index (0–10)          | 8      | Cost to import                                |            |
| Building quality control index (0–15)                         | 14.0    | Extent of shareholder rights index (0–10)       | 8      | Documentary compliance (US\$)                 | 0          |
|   |         | Extent of ownership and control index (0–10)    | 4      | Border compliance (US\$)                      | 0          |
|   |         | Extent of corporate transparency index (0–10)   | 9      |   |            |
| <b>Getting electricity</b> (rank)                             | 147     | <b>Paying taxes</b> (rank)                      | 92     | <b>Enforcing contracts</b> (rank)             | 42         |
| Score for getting electricity (0–100)                         | 54.93   | Score for getting credit (0–100)                | 72.00  | Score for enforcing contracts (0–100)         | 67.04      |
| Procedures (number)   | 6       | Payments (number per year)                      | 14     | Time (days)                                   | 564        |
| Time (days)   | 262     | Time (hours per year)                           | 453    | Cost (% of claim value)                       | 18.6       |
| Cost (% of income per capita)                                 | 428.8   | Total tax and contribution rate (% of profit)   | 27.7   | Quality of judicial processes index (0–18)    | 10.5       |
| Reliability of supply and transparency of tariffs index (0–8) | 6       | Postfiling index (0–100)                        | 71.02  |   |            |
| <b>Registering property</b> (rank)                            | 67      |   |        | <b>Resolving insolvency</b> (rank)            | 56         |
| Score for registering property (0–100)                        | 69.32   |   |        | Score for resolving insolvency (0–100)        | 57.52      |
| Procedures (number)   | 8       |   |        | Time (years)                                  | 3.3        |
| Time (days)   | 19      |   |        | Cost (% of estate)                            | 9.0        |
| Cost (% of property value)                                    | 2.9     |   |        | Recovery rate (cents on the dollar)           | 37.2       |
| Quality of land administration index (0–30)                   | 19.0    |   |        | Strength of insolvency framework index (0–16) | 12.0       |
| <b>BURKINA FASO</b>   |         | <b>Sub-Saharan Africa</b>                       |        | <b>GNI per capita (US\$)</b>                  |            |
| Ease of doing business rank (1–190)                           | 151     | Ease of doing business score (0–100)            | 51.57  | Population                                    | 19,193,382 |
| <b>Starting a business</b> (rank)                             | 79      | <b>Getting credit</b> (rank)                    | 144    | <b>Trading across borders</b> (rank)          | 120        |
| Score for starting a business (0–100)                         | 88.19   | Score for getting credit (0–100)                | 30.00  | Score for trading across borders (0–100)      | 66.58      |
| Procedures (number)   | 3       | Strength of legal rights index (0–12)           | 6      | Time to export                                |            |
| Time (days)   | 13      | Depth of credit information index (0–8)         | 0      | Documentary compliance (hours)                | 84         |
| Cost (% of income per capita)                                 | 42.5    | Credit bureau coverage (% of adults)            | 1.1    | Border compliance (hours)                     | 75         |
| Minimum capital (% of income per capita)                      | 6.6     | Credit registry coverage (% of adults)          | 0.5    | Cost to export                                |            |
|   |         |   |        | Documentary compliance (US\$)                 | 86         |
| <b>Dealing with construction permits</b> (rank)               | 58      | <b>Protecting minority investors</b> (rank)     | 149    | Border compliance (US\$)                      | 261        |
| Score for dealing with construction permits (0–100)           | 73.25   | Score for protecting minority investors (0–100) | 40.00  | Time to import                                |            |
| Procedures (number)   | 14      | Extent of disclosure index (0–10)               | 7      | Documentary compliance (hours)                | 96         |
| Time (days)   | 121     | Extent of director liability index (0–10)       | 1      | Border compliance (hours)                     | 102        |
| Cost (% of warehouse value)                                   | 4.7     | Ease of shareholder suits index (0–10)          | 5      | Cost to import                                |            |
| Building quality control index (0–15)                         | 12.0    | Extent of shareholder rights index (0–10)       | 4      | Documentary compliance (US\$)                 | 197        |
|   |         | Extent of ownership and control index (0–10)    | 3      | Border compliance (US\$)                      | 265        |
|   |         | Extent of corporate transparency index (0–10)   | 4      |   |            |
| <b>Getting electricity</b> (rank)                             | 181     | <b>Paying taxes</b> (rank)                      | 153    | ✓ <b>Enforcing contracts</b> (rank)           | 165        |
| Score for getting electricity (0–100)                         | 29.42   | Score for getting credit (0–100)                | 55.89  | Score for enforcing contracts (0–100)         | 41.05      |
| Procedures (number)   | 4       | Payments (number per year)                      | 45     | Time (days)                                   | 446        |
| Time (days)   | 169     | Time (hours per year)                           | 270    | Cost (% of claim value)                       | 81.7       |
| Cost (% of income per capita)                                 | 9,353.5 | Total tax and contribution rate (% of profit)   | 41.3   | Quality of judicial processes index (0–18)    | 7.5        |
| Reliability of supply and transparency of tariffs index (0–8) | 0       | Postfiling index (0–100)                        | 49.31  |   |            |
| <b>Registering property</b> (rank)                            | 145     |   |        | <b>Resolving insolvency</b> (rank)            | 107        |
| Score for registering property (0–100)                        | 50.47   |   |        | Score for resolving insolvency (0–100)        | 40.90      |
| Procedures (number)   | 4       |   |        | Time (years)                                  | 4.0        |
| Time (days)   | 67      |   |        | Cost (% of estate)                            | 21.0       |
| Cost (% of property value)                                    | 12.0    |   |        | Recovery rate (cents on the dollar)           | 23.7       |
| Quality of land administration index (0–30)                   | 11.5    |   |        | Strength of insolvency framework index (0–16) | 9.0        |

Note: Most indicator sets refer to a case scenario in the largest business city of an economy, though for 11 economies the data are a population-weighted average for the two largest business cities. For some indicators a result of "no practice" may be recorded for an economy; see the data notes for more details. In starting a business, procedures (number), time (days) and cost (% of income per capita) are calculated as the average of both men and women. For the postfiling index, a result of "not applicable" may be recorded for an economy.

✓ Reform making it easier to do business ✗ Change making it more difficult to do business

| <b>BURUNDI</b>  |          | <b>Sub-Saharan Africa</b>                       |       | <b>GNI per capita (US\$)</b>                  |             |
|---|----------|---|-------|---|-------------|
| <b>Ease of doing business rank (1–190)</b>                    |          | <b>Ease of doing business score (0–100)</b>     |       | <b>Population</b>                             |             |
| ✓ <b>Starting a business</b> (rank)                           |          | <b>Getting credit</b> (rank)                    |       | <b>Trading across borders</b> (rank)          |             |
| Score for starting a business (0–100)                         | 17       | Score for getting credit (0–100)                | 178   | Score for trading across borders (0–100)      | 169         |
| Procedures (number)   | 94.84    | Strength of legal rights index (0–12)           | 10.00 | Time to export                                | 47.34       |
| Time (days)   | 3        | Depth of credit information index (0–8)         | 2     | Documentary compliance (hours)                | 120         |
| Cost (% of income per capita)                                 | 4        | Credit bureau coverage (% of adults)            | 0.0   | Border compliance (hours)                     | 59          |
| Minimum capital (% of income per capita)                      | 10.7     | Credit registry coverage (% of adults)          | 4.0   | Cost to export                                |             |
|   | 0.0      |   |       | Documentary compliance (US\$)                 | 150         |
| ✓ <b>Dealing with construction permits</b> (rank)             |          | <b>Protecting minority investors</b> (rank)     |       | <b>Enforcing contracts</b> (rank)             |             |
| Score for dealing with construction permits (0–100)           | 162      | Score for protecting minority investors (0–100) | 132   | Score for enforcing contracts (0–100)         | 158         |
| Procedures (number)   | 55.14    | Extent of disclosure index (0–10)               | 43.33 | Time (days)                                   | 42.97       |
| Time (days)   | 15       | Extent of director liability index (0–10)       | 8     | Cost (% of claim value)                       | 832         |
| Cost (% of warehouse value)                                   | 70       | Ease of shareholder suits index (0–10)          | 7     | Quality of judicial processes index (0–18)    | 36.1        |
| Building quality control index (0–15)                         | 10.7     | Extent of shareholder rights index (0–10)       | 2     |   | 5.0         |
|   | 4.0      | Extent of ownership and control index (0–10)    | 6     |   | 30.0        |
| <b>Getting electricity</b> (rank)                             |          | Extent of corporate transparency index (0–10)   | 1     |   | 7.5         |
| Score for getting electricity (0–100)                         | 183      |   | 2     |   | 8.5         |
| Procedures (number)   | 26.45    | <b>Paying taxes</b> (rank)                      |       | ✓ <b>Resolving insolvency</b> (rank)          |             |
| Time (days)   | 5        | Score for paying taxes (0–100)                  | 138   | Score for resolving insolvency (0–100)        | 147         |
| Cost (% of income per capita)                                 | 158      | Payments (number per year)                      | 60.87 | Time (years)                                  | 30.61       |
| Reliability of supply and transparency of tariffs index (0–8) | 13,108.3 | Time (hours per year)                           | 24    | Cost (% of estate)                            | 5.0         |
|   | 0        | Total tax and contribution rate (% of profit)   | 232   | Recovery rate (cents on the dollar)           | 30.0        |
| <b>Registering property</b> (rank)                            |          | Postfiling index (0–100)                        | 41.2  | Recovery rate (cents on the dollar)           | 7.5         |
| Score for registering property (0–100)                        | 97       |   | 28.21 | Strength of insolvency framework index (0–16) | 8.5         |
| Procedures (number)   | 62.58    |   |       |   |             |
| Time (days)   | 5        |   |       |   |             |
| Cost (% of property value)                                    | 23       |   |       |   |             |
| Quality of land administration index (0–30)                   | 3.1      |   |       |   |             |
|   | 4.5      |   |       |   |             |
| <b>CABO VERDE</b>   |          | <b>Sub-Saharan Africa</b>                       |       | <b>GNI per capita (US\$)</b>                  |             |
| <b>Ease of doing business rank (1–190)</b>                    |          | <b>Ease of doing business score (0–100)</b>     |       | <b>Population</b>                             |             |
| <b>Starting a business</b> (rank)                             |          | <b>Getting credit</b> (rank)                    |       | <b>Trading across borders</b> (rank)          |             |
| Score for starting a business (0–100)                         | 116      | Score for getting credit (0–100)                | 134   | Score for trading across borders (0–100)      | 114         |
| Procedures (number)   | 83.51    | Strength of legal rights index (0–12)           | 35.00 | Time to export                                | 67.41       |
| Time (days)   | 8        | Depth of credit information index (0–8)         | 1     | Documentary compliance (hours)                | 24          |
| Cost (% of income per capita)                                 | 18       | Credit bureau coverage (% of adults)            | 0.0   | Border compliance (hours)                     | 72          |
| Minimum capital (% of income per capita)                      | 14.4     | Credit registry coverage (% of adults)          | 19.9  | Cost to export                                |             |
|   | 0.0      |   |       | Documentary compliance (US\$)                 | 125         |
| <b>Dealing with construction permits</b> (rank)               |          | <b>Protecting minority investors</b> (rank)     |       | <b>Enforcing contracts</b> (rank)             |             |
| Score for dealing with construction permits (0–100)           | 43       | Score for protecting minority investors (0–100) | 165   | Score for enforcing contracts (0–100)         | 45          |
| Procedures (number)   | 75.01    | Extent of disclosure index (0–10)               | 36.67 | Time (days)                                   | 66.69       |
| Time (days)   | 16       | Extent of director liability index (0–10)       | 1     | Cost (% of claim value)                       | 425         |
| Cost (% of warehouse value)                                   | 108      | Ease of shareholder suits index (0–10)          | 5     | Quality of judicial processes index (0–18)    | 19.8        |
| Building quality control index (0–15)                         | 1.1      | Extent of shareholder rights index (0–10)       | 6     |   | 8.5         |
|   | 11.0     | Extent of ownership and control index (0–10)    | 3     |   |             |
| <b>Getting electricity</b> (rank)                             |          | Extent of corporate transparency index (0–10)   | 5     |   |             |
| Score for getting electricity (0–100)                         | 155      |   | 2     |   |             |
| Procedures (number)   | 53.50    | <b>Paying taxes</b> (rank)                      |       | <b>Resolving insolvency</b> (rank)            |             |
| Time (days)   | 7        | Score for paying taxes (0–100)                  | 77    | Score for resolving insolvency (0–100)        | 168         |
| Cost (% of income per capita)                                 | 88       | Payments (number per year)                      | 75.02 | Time (years)                                  | 0.00        |
| Reliability of supply and transparency of tariffs index (0–8) | 1,127.4  | Time (hours per year)                           | 30    | Cost (% of estate)                            | no practice |
|   | 2        | Total tax and contribution rate (% of profit)   | 180   | Recovery rate (cents on the dollar)           | 0.0         |
| <b>Registering property</b> (rank)                            |          | Postfiling index (0–100)                        | 37.0  | Strength of insolvency framework index (0–16) | 0.0         |
| Score for registering property (0–100)                        | 70       |   | 80.65 |   |             |
| Procedures (number)   | 66.65    |   |       |   |             |
| Time (days)   | 6        |   |       |   |             |
| Cost (% of property value)                                    | 22       |   |       |   |             |
| Quality of land administration index (0–30)                   | 2.3      |   |       |   |             |
|   | 10.0     |   |       |   |             |
| <b>CAMBODIA</b>   |          | <b>East Asia &amp; Pacific</b>                  |       | <b>GNI per capita (US\$)</b>                  |             |
| <b>Ease of doing business rank (1–190)</b>                    |          | <b>Ease of doing business score (0–100)</b>     |       | <b>Population</b>                             |             |
| <b>Starting a business</b> (rank)                             |          | <b>Getting credit</b> (rank)                    |       | <b>Trading across borders</b> (rank)          |             |
| Score for starting a business (0–100)                         | 185      | Score for getting credit (0–100)                | 22    | Score for trading across borders (0–100)      | 115         |
| Procedures (number)   | 52.80    | Strength of legal rights index (0–12)           | 80.00 | Time to export                                | 67.28       |
| Time (days)   | 9        | Depth of credit information index (0–8)         | 10    | Documentary compliance (hours)                | 132         |
| Cost (% of income per capita)                                 | 99       | Credit bureau coverage (% of adults)            | 6     | Border compliance (hours)                     | 48          |
| Minimum capital (% of income per capita)                      | 47.4     | Credit registry coverage (% of adults)          | 50.4  | Cost to export                                |             |
|   | 76.2     |   | 0.0   | Documentary compliance (US\$)                 | 100         |
| ✓ <b>Dealing with construction permits</b> (rank)             |          | <b>Protecting minority investors</b> (rank)     |       | <b>Enforcing contracts</b> (rank)             |             |
| Score for dealing with construction permits (0–100)           | 179      | Score for protecting minority investors (0–100) | 110   | Score for enforcing contracts (0–100)         | 182         |
| Procedures (number)   | 44.23    | Extent of disclosure index (0–10)               | 50.00 | Time (days)                                   | 31.75       |
| Time (days)   | 20       | Extent of director liability index (0–10)       | 6     | Cost (% of claim value)                       | 483         |
| Cost (% of warehouse value)                                   | 652      | Ease of shareholder suits index (0–10)          | 10    | Quality of judicial processes index (0–18)    | 103.4       |
| Building quality control index (0–15)                         | 3.3      | Extent of shareholder rights index (0–10)       | 4     |   | 4.5         |
|   | 8.0      | Extent of ownership and control index (0–10)    | 1     |   |             |
| <b>Getting electricity</b> (rank)                             |          | Extent of corporate transparency index (0–10)   | 3     |   |             |
| Score for getting electricity (0–100)                         | 141      |   | 6     |   |             |
| Procedures (number)   | 57.04    | <b>Paying taxes</b> (rank)                      |       | <b>Resolving insolvency</b> (rank)            |             |
| Time (days)   | 4        | Score for paying taxes (0–100)                  | 137   | Score for resolving insolvency (0–100)        | 79          |
| Cost (% of income per capita)                                 | 179      | Payments (number per year)                      | 61.28 | Time (years)                                  | 48.43       |
| Reliability of supply and transparency of tariffs index (0–8) | 1,837.4  | Time (hours per year)                           | 40    | Cost (% of estate)                            | 6.0         |
|   | 3        | Total tax and contribution rate (% of profit)   | 173   | Recovery rate (cents on the dollar)           | 18.0        |
| <b>Registering property</b> (rank)                            |          | Postfiling index (0–100)                        | 21.7  | Recovery rate (cents on the dollar)           | 14.5        |
| Score for registering property (0–100)                        | 124      |   | 25.97 | Strength of insolvency framework index (0–16) | 13.0        |
| Procedures (number)   | 55.16    |   |       |   |             |
| Time (days)   | 7        |   |       |   |             |
| Cost (% of property value)                                    | 55       |   |       |   |             |
| Quality of land administration index (0–30)                   | 4.3      |   |       |   |             |
|   | 7.5      |   |       |   |             |

Note: Most indicator sets refer to a case scenario in the largest business city of an economy, though for 11 economies the data are a population-weighted average for the two largest business cities. For some indicators a result of “no practice” may be recorded for an economy; see the data notes for more details. In starting a business, procedures (number), time (days) and cost (% of income per capita) are calculated as the average of both men and women. For the postfiling index, a result of “not applicable” may be recorded for an economy.



✓ Reform making it easier to do business ✗ Change making it more difficult to do business

| <b>CAMEROON</b>   |          | <b>Sub-Saharan Africa</b>                       |       | <b>GNI per capita (US\$)</b>                  |            |
|---|----------|---|-------|---|------------|
| Ease of doing business rank (1–190)                           | 166      | Ease of doing business score (0–100)            | 47.78 | Population                                    | 24,053,727 |
| ✓ <b>Starting a business</b> (rank)                           | 92       | <b>Getting credit</b> (rank)                    | 73    | <b>Trading across borders</b> (rank)          | 186        |
| Score for starting a business (0–100)                         | 86.26    | Score for getting credit (0–100)                | 60.00 | Score for trading across borders (0–100)      | 15.99      |
| Procedures (number)   | 5.5      | Strength of legal rights index (0–12)           | 6     | Time to export                                |            |
| Time (days)   | 13.5     | Depth of credit information index (0–8)         | 6     | Documentary compliance (hours)                | 66         |
| Cost (% of income per capita)                                 | 24.8     | Credit bureau coverage (% of adults)            | 0.0   | Border compliance (hours)                     | 202        |
| Minimum capital (% of income per capita)                      | 12.1     | Credit registry coverage (% of adults)          | 11.1  | Cost to export                                |            |
|   |          |   |       | Documentary compliance (US\$)                 | 306        |
| <b>Dealing with construction permits</b> (rank)               | 132      | <b>Protecting minority investors</b> (rank)     | 140   | Border compliance (US\$)                      | 983        |
| Score for dealing with construction permits (0–100)           | 62.04    | Score for protecting minority investors (0–100) | 41.67 | Time to import                                |            |
| Procedures (number)   | 15       | Extent of disclosure index (0–10)               | 7     | Documentary compliance (hours)                | 163        |
| Time (days)   | 135      | Extent of director liability index (0–10)       | 1     | Border compliance (hours)                     | 271        |
| Cost (% of warehouse value)                                   | 13.4     | Ease of shareholder suits index (0–10)          | 6     | Cost to import                                |            |
| Building quality control index (0–15)                         | 13.0     | Extent of shareholder rights index (0–10)       | 4     | Documentary compliance (US\$)                 | 849        |
|   |          | Extent of ownership and control index (0–10)    | 3     | Border compliance (US\$)                      | 1,407      |
|   |          | Extent of corporate transparency index (0–10)   | 4     |   |            |
| <b>Getting electricity</b> (rank)                             | 129      | <b>Paying taxes</b> (rank)                      | 182   | ✓ <b>Enforcing contracts</b> (rank)           | 166        |
| Score for getting electricity (0–100)                         | 61.04    | Score for paying taxes (0–100)                  | 36.34 | Score for enforcing contracts (0–100)         | 39.91      |
| Procedures (number)   | 4        | Payments (number per year)                      | 44    | Time (days)                                   | 800        |
| Time (days)   | 64       | Time (hours per year)                           | 624   | Cost (% of claim value)                       | 46.6       |
| Cost (% of income per capita)                                 | 1,552.7  | Total tax and contribution rate (% of profit)   | 57.7  | Quality of judicial processes index (0–18)    | 5.0        |
| Reliability of supply and transparency of tariffs index (0–8) | 0        | Postfiling index (0–100)                        | 49.31 |   |            |
| <b>Registering property</b> (rank)                            | 176      |   |       | <b>Resolving insolvency</b> (rank)            | 127        |
| Score for registering property (0–100)                        | 37.93    |   |       | Score for resolving insolvency (0–100)        | 36.63      |
| Procedures (number)   | 5        |   |       | Time (years)                                  | 2.8        |
| Time (days)   | 81       |   |       | Cost (% of estate)                            | 33.5       |
| Cost (% of property value)                                    | 18.7     |   |       | Recovery rate (cents on the dollar)           | 15.8       |
| Quality of land administration index (0–30)                   | 7.0      |   |       | Strength of insolvency framework index (0–16) | 9.0        |
| <b>CANADA</b>   |          | <b>OECD high income</b>                         |       | <b>GNI per capita (US\$)</b>                  |            |
| Ease of doing business rank (1–190)                           | 22       | Ease of doing business score (0–100)            | 79.26 | Population                                    | 36,708,083 |
| <b>Starting a business</b> (rank)                             | 3        | <b>Getting credit</b> (rank)                    | 12    | <b>Trading across borders</b> (rank)          | 50         |
| Score for starting a business (0–100)                         | 98.23    | Score for getting credit (0–100)                | 85.00 | Score for trading across borders (0–100)      | 88.36      |
| Procedures (number)   | 2        | Strength of legal rights index (0–12)           | 9     | Time to export                                |            |
| Time (days)   | 1.5      | Depth of credit information index (0–8)         | 8     | Documentary compliance (hours)                | 1          |
| Cost (% of income per capita)                                 | 0.3      | Credit bureau coverage (% of adults)            | 100.0 | Border compliance (hours)                     | 2          |
| Minimum capital (% of income per capita)                      | 0.0      | Credit registry coverage (% of adults)          | 0.0   | Cost to export                                |            |
|   |          |   |       | Documentary compliance (US\$)                 | 156        |
| <b>Dealing with construction permits</b> (rank)               | 63       | <b>Protecting minority investors</b> (rank)     | 11    | Border compliance (US\$)                      | 167        |
| Score for dealing with construction permits (0–100)           | 72.98    | Score for protecting minority investors (0–100) | 78.33 | Time to import                                |            |
| Procedures (number)   | 12       | Extent of disclosure index (0–10)               | 8     | Documentary compliance (hours)                | 1          |
| Time (days)   | 249      | Extent of director liability index (0–10)       | 9     | Border compliance (hours)                     | 2          |
| Cost (% of warehouse value)                                   | 1.8      | Ease of shareholder suits index (0–10)          | 9     | Cost to import                                |            |
| Building quality control index (0–15)                         | 14.0     | Extent of shareholder rights index (0–10)       | 6     | Documentary compliance (US\$)                 | 163        |
|   |          | Extent of ownership and control index (0–10)    | 7     | Border compliance (US\$)                      | 172        |
|   |          | Extent of corporate transparency index (0–10)   | 8     |   |            |
| <b>Getting electricity</b> (rank)                             | 121      | <b>Paying taxes</b> (rank)                      | 19    | ✓ <b>Enforcing contracts</b> (rank)           | 96         |
| Score for getting electricity (0–100)                         | 63.78    | Score for paying taxes (0–100)                  | 88.05 | Score for enforcing contracts (0–100)         | 57.13      |
| Procedures (number)   | 7        | Payments (number per year)                      | 8     | Time (days)                                   | 910        |
| Time (days)   | 137      | Time (hours per year)                           | 131   | Cost (% of claim value)                       | 22.3       |
| Cost (% of income per capita)                                 | 119.8    | Total tax and contribution rate (% of profit)   | 20.5  | Quality of judicial processes index (0–18)    | 11.0       |
| Reliability of supply and transparency of tariffs index (0–8) | 6        | Postfiling index (0–100)                        | 73.23 |   |            |
| <b>Registering property</b> (rank)                            | 34       |   |       | <b>Resolving insolvency</b> (rank)            | 13         |
| Score for registering property (0–100)                        | 79.31    |   |       | Score for resolving insolvency (0–100)        | 81.46      |
| Procedures (number)   | 5        |   |       | Time (years)                                  | 0.8        |
| Time (days)   | 4        |   |       | Cost (% of estate)                            | 7.0        |
| Cost (% of property value)                                    | 2.9      |   |       | Recovery rate (cents on the dollar)           | 87.5       |
| Quality of land administration index (0–30)                   | 21.5     |   |       | Strength of insolvency framework index (0–16) | 11.0       |
| <b>CENTRAL AFRICAN REPUBLIC</b>                               |          | <b>Sub-Saharan Africa</b>                       |       | <b>GNI per capita (US\$)</b>                  |            |
| Ease of doing business rank (1–190)                           | 183      | Ease of doing business score (0–100)            | 36.90 | Population                                    | 4,659,080  |
| ✓ <b>Starting a business</b> (rank)                           | 181      | <b>Getting credit</b> (rank)                    | 144   | <b>Trading across borders</b> (rank)          | 163        |
| Score for starting a business (0–100)                         | 60.90    | Score for getting credit (0–100)                | 30.00 | Score for trading across borders (0–100)      | 52.36      |
| Procedures (number)   | 10       | Strength of legal rights index (0–12)           | 6     | Time to export                                |            |
| Time (days)   | 22       | Depth of credit information index (0–8)         | 0     | Documentary compliance (hours)                | 48         |
| Cost (% of income per capita)                                 | 143.4    | Credit bureau coverage (% of adults)            | 0.0   | Border compliance (hours)                     | 141        |
| Minimum capital (% of income per capita)                      | 40.7     | Credit registry coverage (% of adults)          | 4.6   | Cost to export                                |            |
|   |          |   |       | Documentary compliance (US\$)                 | 60         |
| <b>Dealing with construction permits</b> (rank)               | 181      | <b>Protecting minority investors</b> (rank)     | 149   | Border compliance (US\$)                      | 280        |
| Score for dealing with construction permits (0–100)           | 40.75    | Score for protecting minority investors (0–100) | 40.00 | Time to import                                |            |
| Procedures (number)   | 16       | Extent of disclosure index (0–10)               | 7     | Documentary compliance (hours)                | 120        |
| Time (days)   | 219      | Extent of director liability index (0–10)       | 1     | Border compliance (hours)                     | 122        |
| Cost (% of warehouse value)                                   | 15.5     | Ease of shareholder suits index (0–10)          | 5     | Cost to import                                |            |
| Building quality control index (0–15)                         | 6.0      | Extent of shareholder rights index (0–10)       | 4     | Documentary compliance (US\$)                 | 500        |
|   |          | Extent of ownership and control index (0–10)    | 3     | Border compliance (US\$)                      | 709        |
|   |          | Extent of corporate transparency index (0–10)   | 4     |   |            |
| <b>Getting electricity</b> (rank)                             | 184      | <b>Paying taxes</b> (rank)                      | 187   | ✓ <b>Enforcing contracts</b> (rank)           | 183        |
| Score for getting electricity (0–100)                         | 24.64    | Score for paying taxes (0–100)                  | 18.89 | Score for enforcing contracts (0–100)         | 31.39      |
| Procedures (number)   | 7        | Payments (number per year)                      | 56    | Time (days)                                   | 660        |
| Time (days)   | 98       | Time (hours per year)                           | 483   | Cost (% of claim value)                       | 82.0       |
| Cost (% of income per capita)                                 | 11,557.5 | Total tax and contribution rate (% of profit)   | 73.3  | Quality of judicial processes index (0–18)    | 5.5        |
| Reliability of supply and transparency of tariffs index (0–8) | 0        | Postfiling index (0–100)                        | 5.13  |   |            |
| <b>Registering property</b> (rank)                            | 172      |   |       | <b>Resolving insolvency</b> (rank)            | 154        |
| Score for registering property (0–100)                        | 41.94    |   |       | Score for resolving insolvency (0–100)        | 28.13      |
| Procedures (number)   | 5        |   |       | Time (years)                                  | 4.8        |
| Time (days)   | 75       |   |       | Cost (% of estate)                            | 76.0       |
| Cost (% of property value)                                    | 11.0     |   |       | Recovery rate (cents on the dollar)           | 0.0        |
| Quality of land administration index (0–30)                   | 3.0      |   |       | Strength of insolvency framework index (0–16) | 9.0        |

Note: Most indicator sets refer to a case scenario in the largest business city of an economy, though for 11 economies the data are a population-weighted average for the two largest business cities. For some indicators a result of "no practice" may be recorded for an economy; see the data notes for more details. In starting a business, procedures (number), time (days) and cost (% of income per capita) are calculated as the average of both men and women. For the postfiling index, a result of "not applicable" may be recorded for an economy.

✓ Reform making it easier to do business ✗ Change making it more difficult to do business

| CHAD  |         | Sub-Saharan Africa                              |       | GNI per capita (US\$)                         |               |
|---|---------|---|-------|---|---------------|
| Ease of doing business rank (1–190)                           | 181     | Ease of doing business score (0–100)            | 39.36 | Population                                    | 14,899,994    |
| ✓ <b>Starting a business</b> (rank)                           | 186     | <b>Getting credit</b> (rank)                    | 144   | <b>Trading across borders</b> (rank)          | 172           |
| Score for starting a business (0–100)                         | 52.09   | Score for getting credit (0–100)                | 30.00 | Score for trading across borders (0–100)      | 40.12         |
| Procedures (number)   | 8       | Strength of legal rights index (0–12)           | 6     | Time to export                                |               |
| Time (days)   | 58      | Depth of credit information index (0–8)         | 0     | Documentary compliance (hours)                | 87            |
| Cost (% of income per capita)                                 | 172.3   | Credit bureau coverage (% of adults)            | 0.0   | Border compliance (hours)                     | 106           |
| Minimum capital (% of income per capita)                      | 26.0    | Credit registry coverage (% of adults)          | 2.6   | Cost to export                                |               |
|   |         |   |       | Documentary compliance (US\$)                 | 188           |
| <b>Dealing with construction permits</b> (rank)               | 153     | <b>Protecting minority investors</b> (rank)     | 161   | Border compliance (US\$)                      | 319           |
| Score for dealing with construction permits (0–100)           | 56.72   | Score for protecting minority investors (0–100) | 38.33 | Time to import                                |               |
| Procedures (number)   | 13      | Extent of disclosure index (0–10)               | 7     | Documentary compliance (hours)                | 172           |
| Time (days)   | 226     | Extent of director liability index (0–10)       | 1     | Border compliance (hours)                     | 242           |
| Cost (% of warehouse value)                                   | 12.0    | Ease of shareholder suits index (0–10)          | 4     | Cost to import                                |               |
| Building quality control index (0–15)                         | 11.5    | Extent of shareholder rights index (0–10)       | 4     | Documentary compliance (US\$)                 | 500           |
|   |         | Extent of ownership and control index (0–10)    | 3     | Border compliance (US\$)                      | 669           |
| <b>Getting electricity</b> (rank)                             | 177     | Extent of corporate transparency index (0–10)   | 4     |   |               |
| Score for getting electricity (0–100)                         | 32.17   |   |       | ✓ <b>Enforcing contracts</b> (rank)           | 153           |
| Procedures (number)   | 6       | <b>Paying taxes</b> (rank)                      | 188   | Score for enforcing contracts (0–100)         | 45.51         |
| Time (days)   | 67      | Score for paying taxes (0–100)                  | 17.92 | Time (days)                                   | 743           |
| Cost (% of income per capita)                                 | 9,916.3 | Payments (number per year)                      | 54    | Cost (% of claim value)                       | 45.7          |
| Reliability of supply and transparency of tariffs index (0–8) | 0       | Time (hours per year)                           | 766   | Quality of judicial processes index (0–18)    | 7.0           |
|   |         | Total tax and contribution rate (% of profit)   | 63.5  |   |               |
| ✓ <b>Registering property</b> (rank)                          | 134     | Postfiling index (0–100)                        | 13.07 | <b>Resolving insolvency</b> (rank)            | 154           |
| Score for registering property (0–100)                        | 52.56   |   |       | Score for resolving insolvency (0–100)        | 28.13         |
| Procedures (number)   | 6       |   |       | Time (years)                                  | 4.0           |
| Time (days)   | 44      |   |       | Cost (% of estate)                            | 60.0          |
| Cost (% of property value)                                    | 8.1     |   |       | Recovery rate (cents on the dollar)           | 0.0           |
| Quality of land administration index (0–30)                   | 8.0     |   |       | Strength of insolvency framework index (0–16) | 9.0           |
| CHILE   |         | OECD high income                                |       | GNI per capita (US\$)                         |               |
| Ease of doing business rank (1–190)                           | 56      | Ease of doing business score (0–100)            | 71.81 | Population                                    | 18,054,726    |
| ✓ <b>Starting a business</b> (rank)                           | 72      | <b>Getting credit</b> (rank)                    | 85    | <b>Trading across borders</b> (rank)          | 71            |
| Score for starting a business (0–100)                         | 89.08   | Score for getting credit (0–100)                | 55.00 | Score for trading across borders (0–100)      | 80.56         |
| Procedures (number)   | 7       | Strength of legal rights index (0–12)           | 4     | Time to export                                |               |
| Time (days)   | 6       | Depth of credit information index (0–8)         | 7     | Documentary compliance (hours)                | 24            |
| Cost (% of income per capita)                                 | 5.7     | Credit bureau coverage (% of adults)            | 32.4  | Border compliance (hours)                     | 60            |
| Minimum capital (% of income per capita)                      | 0.0     | Credit registry coverage (% of adults)          | 50.2  | Cost to export                                |               |
|   |         |   |       | Documentary compliance (US\$)                 | 50            |
| <b>Dealing with construction permits</b> (rank)               | 33      | <b>Protecting minority investors</b> (rank)     | 64    | Border compliance (US\$)                      | 290           |
| Score for dealing with construction permits (0–100)           | 75.90   | Score for protecting minority investors (0–100) | 60.00 | Time to import                                |               |
| Procedures (number)   | 12      | Extent of disclosure index (0–10)               | 8     | Documentary compliance (hours)                | 36            |
| Time (days)   | 195     | Extent of director liability index (0–10)       | 6     | Border compliance (hours)                     | 54            |
| Cost (% of warehouse value)                                   | 1.3     | Ease of shareholder suits index (0–10)          | 7     | Cost to import                                |               |
| Building quality control index (0–15)                         | 13.0    | Extent of shareholder rights index (0–10)       | 9     | Documentary compliance (US\$)                 | 50            |
|   |         | Extent of ownership and control index (0–10)    | 4     | Border compliance (US\$)                      | 290           |
| <b>Getting electricity</b> (rank)                             | 36      | Extent of corporate transparency index (0–10)   | 2     |   |               |
| Score for getting electricity (0–100)                         | 85.67   | <b>Paying taxes</b> (rank)                      | 76    | ✓ <b>Enforcing contracts</b> (rank)           | 49            |
| Procedures (number)   | 5       | Score for paying taxes (0–100)                  | 75.28 | Score for enforcing contracts (0–100)         | 65.79         |
| Time (days)   | 43      | Payments (number per year)                      | 7     | Time (days)                                   | 480           |
| Cost (% of income per capita)                                 | 48.9    | Time (hours per year)                           | 296   | Cost (% of claim value)                       | 25.6          |
| Reliability of supply and transparency of tariffs index (0–8) | 7       | Total tax and contribution rate (% of profit)   | 34.0  | Quality of judicial processes index (0–18)    | 10.0          |
|   |         | Postfiling index (0–100)                        | 57.03 | <b>Resolving insolvency</b> (rank)            | 51            |
| <b>Registering property</b> (rank)                            | 61      |   |       | Score for resolving insolvency (0–100)        | 59.90         |
| Score for registering property (0–100)                        | 70.90   |   |       | Time (years)                                  | 2.0           |
| Procedures (number)   | 6       |   |       | Cost (% of estate)                            | 14.5          |
| Time (days)   | 28.5    |   |       | Recovery rate (cents on the dollar)           | 41.6          |
| Cost (% of property value)                                    | 1.2     |   |       | Strength of insolvency framework index (0–16) | 12.0          |
| Quality of land administration index (0–30)                   | 14.0    |   |       |   |               |
| CHINA   |         | East Asia & Pacific                             |       | GNI per capita (US\$)                         |               |
| Ease of doing business rank (1–190)                           | 46      | Ease of doing business score (0–100)            | 73.64 | Population                                    | 1,386,395,000 |
| ✓ <b>Starting a business</b> (rank)                           | 28      | <b>Getting credit</b> (rank)                    | 73    | ✓ <b>Trading across borders</b> (rank)        | 65            |
| Score for starting a business (0–100)                         | 93.52   | Score for getting credit (0–100)                | 60.00 | Score for trading across borders (0–100)      | 82.59         |
| Procedures (number)   | 4       | Strength of legal rights index (0–12)           | 4     | Time to export                                |               |
| Time (days)   | 8.6     | Depth of credit information index (0–8)         | 8     | Documentary compliance (hours)                | 8.6           |
| Cost (% of income per capita)                                 | 0.4     | Credit bureau coverage (% of adults)            | 0.0   | Border compliance (hours)                     | 25.9          |
| Minimum capital (% of income per capita)                      | 0.0     | Credit registry coverage (% of adults)          | 98.1  | Cost to export                                |               |
|   |         |   |       | Documentary compliance (US\$)                 | 73.6          |
| ✓ <b>Dealing with construction permits</b> (rank)             | 121     | ✓ <b>Protecting minority investors</b> (rank)   | 64    | Border compliance (US\$)                      | 314           |
| Score for dealing with construction permits (0–100)           | 65.16   | Score for protecting minority investors (0–100) | 60.00 | Time to import                                |               |
| Procedures (number)   | 20.4    | Extent of disclosure index (0–10)               | 10    | Documentary compliance (hours)                | 24            |
| Time (days)   | 155.1   | Extent of director liability index (0–10)       | 1     | Border compliance (hours)                     | 48            |
| Cost (% of warehouse value)                                   | 2.9     | Ease of shareholder suits index (0–10)          | 5     | Cost to import                                |               |
| Building quality control index (0–15)                         | 11.1    | Extent of shareholder rights index (0–10)       | 7     | Documentary compliance (US\$)                 | 122.3         |
|   |         | Extent of ownership and control index (0–10)    | 4     | Border compliance (US\$)                      | 326           |
| <b>Getting electricity</b> (rank)                             | 14      | Extent of corporate transparency index (0–10)   | 9     |   |               |
| Score for getting electricity (0–100)                         | 92.01   | ✓ <b>Paying taxes</b> (rank)                    | 114   | <b>Enforcing contracts</b> (rank)             | 6             |
| Procedures (number)   | 3       | Score for paying taxes (0–100)                  | 67.53 | Score for enforcing contracts (0–100)         | 78.97         |
| Time (days)   | 34      | Payments (number per year)                      | 7     | Time (days)                                   | 496.3         |
| Cost (% of income per capita)                                 | 0.0     | Time (hours per year)                           | 142   | Cost (% of claim value)                       | 16.2          |
| Reliability of supply and transparency of tariffs index (0–8) | 6       | Total tax and contribution rate (% of profit)   | 64.9  | Quality of judicial processes index (0–18)    | 15.5          |
|   |         | Postfiling index (0–100)                        | 50.00 | <b>Resolving insolvency</b> (rank)            | 61            |
| ✓ <b>Registering property</b> (rank)                          | 27      |   |       | Score for resolving insolvency (0–100)        | 55.82         |
| Score for registering property (0–100)                        | 80.80   |   |       | Time (years)                                  | 1.7           |
| Procedures (number)   | 3.6     |   |       | Cost (% of estate)                            | 22.0          |
| Time (days)   | 9       |   |       | Recovery rate (cents on the dollar)           | 36.9          |
| Cost (% of property value)                                    | 4.6     |   |       | Strength of insolvency framework index (0–16) | 11.5          |
| Quality of land administration index (0–30)                   | 23.7    |   |       |   |               |

Note: Most indicator sets refer to a case scenario in the largest business city of an economy, though for 11 economies the data are a population-weighted average for the two largest business cities. For some indicators a result of “no practice” may be recorded for an economy; see the data notes for more details. In starting a business, procedures (number), time (days) and cost (% of income per capita) are calculated as the average of both men and women. For the postfiling index, a result of “not applicable” may be recorded for an economy.



✓ Reform making it easier to do business ✗ Change making it more difficult to do business

| <b>COLOMBIA</b>   |          | <b>Latin America &amp; Caribbean</b>            |       | <b>GNI per capita (US\$)</b>                  |             |
|---|----------|---|-------|---|-------------|
| Ease of doing business rank (1–190)                           | 65       | Ease of doing business score (0–100)            | 69.24 | Population                                    | 49,065,615  |
| <b>Starting a business</b> (rank)                             | 100      | <b>Getting credit</b> (rank)                    | 3     | <b>Trading across borders</b> (rank)          | 133         |
| Score for starting a business (0–100)                         | 85.31    | Score for getting credit (0–100)                | 95.00 | Score for trading across borders (0–100)      | 61.83       |
| Procedures (number)   | 8        | Strength of legal rights index (0–12)           | 12    | Time to export                                |             |
| Time (days)   | 11       | Depth of credit information index (0–8)         | 7     | Documentary compliance (hours)                | 60          |
| Cost (% of income per capita)                                 | 14.0     | Credit bureau coverage (% of adults)            | 78.4  | Border compliance (hours)                     | 112         |
| Minimum capital (% of income per capita)                      | 0.0      | Credit registry coverage (% of adults)          | 0.0   | Cost to export                                |             |
|   |          |   |       | Documentary compliance (US\$)                 | 90          |
| <b>Dealing with construction permits</b> (rank)               | 89       | <b>Protecting minority investors</b> (rank)     | 15    | Border compliance (US\$)                      | 630         |
| Score for dealing with construction permits (0–100)           | 68.77    | Score for protecting minority investors (0–100) | 75.00 | Time to import                                |             |
| Procedures (number)   | 13       | Extent of disclosure index (0–10)               | 9     | Documentary compliance (hours)                | 64          |
| Time (days)   | 132      | Extent of director liability index (0–10)       | 7     | Border compliance (hours)                     | 112         |
| Cost (% of warehouse value)                                   | 7.1      | Ease of shareholder suits index (0–10)          | 8     | Cost to import                                |             |
| Building quality control index (0–15)                         | 11.0     | Extent of shareholder rights index (0–10)       | 6     | Documentary compliance (US\$)                 | 50          |
|   |          | Extent of ownership and control index (0–10)    | 9     | Border compliance (US\$)                      | 545         |
|   |          | Extent of corporate transparency index (0–10)   | 6     |   |             |
| <b>Getting electricity</b> (rank)                             | 80       | <b>Paying taxes</b> (rank)                      | 146   | <b>Enforcing contracts</b> (rank)             | 177         |
| Score for getting electricity (0–100)                         | 75.77    | Score for paying taxes (0–100)                  | 57.85 | Score for enforcing contracts (0–100)         | 34.29       |
| Procedures (number)   | 5        | Payments (number per year)                      | 11    | Time (days)                                   | 1,288       |
| Time (days)   | 92       | Time (hours per year)                           | 255.5 | Cost (% of claim value)                       | 45.8        |
| Cost (% of income per capita)                                 | 519.0    | Total tax and contribution rate (% of profit)   | 71.9  | Quality of judicial processes index (0–18)    | 9.0         |
| Reliability of supply and transparency of tariffs index (0–8) | 6        | Postfiling index (0–100)                        | 48.17 |   |             |
| <b>Registering property</b> (rank)                            | 59       |   |       | <b>Resolving insolvency</b> (rank)            | 40          |
| Score for registering property (0–100)                        | 71.22    |   |       | Score for resolving insolvency (0–100)        | 67.40       |
| Procedures (number)   | 7        |   |       | Time (years)                                  | 1.7         |
| Time (days)   | 15       |   |       | Cost (% of estate)                            | 8.5         |
| Cost (% of property value)                                    | 2.0      |   |       | Recovery rate (cents on the dollar)           | 67.2        |
| Quality of land administration index (0–30)                   | 16.5     |   |       | Strength of insolvency framework index (0–16) | 10.0        |
| <b>COMOROS</b>  |          | <b>Sub-Saharan Africa</b>                       |       | <b>GNI per capita (US\$)</b>                  |             |
| Ease of doing business rank (1–190)                           | 164      | Ease of doing business score (0–100)            | 48.66 | Population                                    | 813,912     |
| <b>Starting a business</b> (rank)                             | 164      | <b>Getting credit</b> (rank)                    | 124   | <b>Trading across borders</b> (rank)          | 118         |
| Score for starting a business (0–100)                         | 72.25    | Score for getting credit (0–100)                | 40.00 | Score for trading across borders (0–100)      | 66.87       |
| Procedures (number)   | 9        | Strength of legal rights index (0–12)           | 6     | Time to export                                |             |
| Time (days)   | 16       | Depth of credit information index (0–8)         | 2     | Documentary compliance (hours)                | 50          |
| Cost (% of income per capita)                                 | 82.5     | Credit bureau coverage (% of adults)            | 0.0   | Border compliance (hours)                     | 51          |
| Minimum capital (% of income per capita)                      | 28.5     | Credit registry coverage (% of adults)          | 13.0  | Cost to export                                |             |
|   |          |   |       | Documentary compliance (US\$)                 | 124         |
| <b>Dealing with construction permits</b> (rank)               | 85       | <b>Protecting minority investors</b> (rank)     | 149   | Border compliance (US\$)                      | 651         |
| Score for dealing with construction permits (0–100)           | 69.22    | Score for protecting minority investors (0–100) | 40.00 | Time to import                                |             |
| Procedures (number)   | 10       | Extent of disclosure index (0–10)               | 7     | Documentary compliance (hours)                | 26          |
| Time (days)   | 108      | Extent of director liability index (0–10)       | 1     | Border compliance (hours)                     | 70          |
| Cost (% of warehouse value)                                   | 1.2      | Ease of shareholder suits index (0–10)          | 5     | Cost to import                                |             |
| Building quality control index (0–15)                         | 4.0      | Extent of shareholder rights index (0–10)       | 4     | Documentary compliance (US\$)                 | 93          |
|   |          | Extent of ownership and control index (0–10)    | 3     | Border compliance (US\$)                      | 765         |
|   |          | Extent of corporate transparency index (0–10)   | 4     |   |             |
| <b>Getting electricity</b> (rank)                             | 139      | <b>Paying taxes</b> (rank)                      | 168   | ✓ <b>Enforcing contracts</b> (rank)           | 179         |
| Score for getting electricity (0–100)                         | 57.72    | Score for paying taxes (0–100)                  | 49.86 | Score for enforcing contracts (0–100)         | 32.97       |
| Procedures (number)   | 3        | Payments (number per year)                      | 33    | Time (days)                                   | 506         |
| Time (days)   | 120      | Time (hours per year)                           | 100   | Cost (% of claim value)                       | 89.4        |
| Cost (% of income per capita)                                 | 2,005.2  | Total tax and contribution rate (% of profit)   | 219.6 | Quality of judicial processes index (0–18)    | 5.5         |
| Reliability of supply and transparency of tariffs index (0–8) | 0        | Postfiling index (0–100)                        | 57.33 |   |             |
| <b>Registering property</b> (rank)                            | 114      |   |       | <b>Resolving insolvency</b> (rank)            | 168         |
| Score for registering property (0–100)                        | 57.70    |   |       | Score for resolving insolvency (0–100)        | 0.00        |
| Procedures (number)   | 4        |   |       | Time (years)                                  | no practice |
| Time (days)   | 30       |   |       | Cost (% of estate)                            | no practice |
| Cost (% of property value)                                    | 8.0      |   |       | Recovery rate (cents on the dollar)           | 0.0         |
| Quality of land administration index (0–30)                   | 7.0      |   |       | Strength of insolvency framework index (0–16) | 0.0         |
| <b>CONGO, DEM. REP.</b>                                       |          | <b>Sub-Saharan Africa</b>                       |       | <b>GNI per capita (US\$)</b>                  |             |
| Ease of doing business rank (1–190)                           | 184      | Ease of doing business score (0–100)            | 36.85 | Population                                    | 81,339,988  |
| <b>Starting a business</b> (rank)                             | 62       | <b>Getting credit</b> (rank)                    | 144   | ✓ <b>Trading across borders</b> (rank)        | 188         |
| Score for starting a business (0–100)                         | 90.24    | Score for getting credit (0–100)                | 30.00 | Score for trading across borders (0–100)      | 3.45        |
| Procedures (number)   | 4        | Strength of legal rights index (0–12)           | 6     | Time to export                                |             |
| Time (days)   | 7        | Depth of credit information index (0–8)         | 0     | Documentary compliance (hours)                | 192         |
| Cost (% of income per capita)                                 | 26.7     | Credit bureau coverage (% of adults)            | 0.0   | Border compliance (hours)                     | 296         |
| Minimum capital (% of income per capita)                      | 6.0      | Credit registry coverage (% of adults)          | 0.7   | Cost to export                                |             |
|   |          |   |       | Documentary compliance (US\$)                 | 500         |
| <b>Dealing with construction permits</b> (rank)               | 165      | <b>Protecting minority investors</b> (rank)     | 165   | Border compliance (US\$)                      | 2,223       |
| Score for dealing with construction permits (0–100)           | 53.67    | Score for protecting minority investors (0–100) | 36.67 | Time to import                                |             |
| Procedures (number)   | 13       | Extent of disclosure index (0–10)               | 7     | Documentary compliance (hours)                | 174         |
| Time (days)   | 122      | Extent of director liability index (0–10)       | 1     | Border compliance (hours)                     | 336         |
| Cost (% of warehouse value)                                   | 15.8     | Ease of shareholder suits index (0–10)          | 3     | Cost to import                                |             |
| Building quality control index (0–15)                         | 8.0      | Extent of shareholder rights index (0–10)       | 4     | Documentary compliance (US\$)                 | 765         |
|   |          | Extent of ownership and control index (0–10)    | 3     | Border compliance (US\$)                      | 3,039       |
|   |          | Extent of corporate transparency index (0–10)   | 4     |   |             |
| <b>Getting electricity</b> (rank)                             | 174      | <b>Paying taxes</b> (rank)                      | 180   | ✓ <b>Enforcing contracts</b> (rank)           | 178         |
| Score for getting electricity (0–100)                         | 34.67    | Score for paying taxes (0–100)                  | 39.40 | Score for enforcing contracts (0–100)         | 33.28       |
| Procedures (number)   | 6        | Payments (number per year)                      | 52    | Time (days)                                   | 610         |
| Time (days)   | 44       | Time (hours per year)                           | 346   | Cost (% of claim value)                       | 80.6        |
| Cost (% of income per capita)                                 | 14,195.0 | Total tax and contribution rate (% of profit)   | 54.6  | Quality of judicial processes index (0–18)    | 5.5         |
| Reliability of supply and transparency of tariffs index (0–8) | 0        | Postfiling index (0–100)                        | 27.08 |   |             |
| ✓ <b>Registering property</b> (rank)                          | 156      |   |       | <b>Resolving insolvency</b> (rank)            | 168         |
| Score for registering property (0–100)                        | 47.14    |   |       | Score for resolving insolvency (0–100)        | 0.00        |
| Procedures (number)   | 8        |   |       | Time (years)                                  | no practice |
| Time (days)   | 38       |   |       | Cost (% of estate)                            | no practice |
| Cost (% of property value)                                    | 10.3     |   |       | Recovery rate (cents on the dollar)           | 0.0         |
| Quality of land administration index (0–30)                   | 10.0     |   |       | Strength of insolvency framework index (0–16) | 0.0         |

Note: Most indicator sets refer to a case scenario in the largest business city of an economy, though for 11 economies the data are a population-weighted average for the two largest business cities. For some indicators a result of "no practice" may be recorded for an economy; see the data notes for more details. In starting a business, procedures (number), time (days) and cost (% of income per capita) are calculated as the average of both men and women. For the postfiling index, a result of "not applicable" may be recorded for an economy.

✓ Reform making it easier to do business ✗ Change making it more difficult to do business

| <b>CONGO, REP.</b>  |            | <b>Sub-Saharan Africa</b>                       |              | <b>GNI per capita (US\$)</b>                  |                   |
|---|------------|---|--------------|---|-------------------|
| <b>Ease of doing business rank (1–190)</b>                    | <b>180</b> | <b>Ease of doing business score (0–100)</b>     | <b>39.83</b> | <b>Population</b>                             | <b>5,260,750</b>  |
| <b>Starting a business</b> (rank)                             | 179        | <b>Getting credit</b> (rank)                    | 134          | <b>Trading across borders</b> (rank)          | 184               |
| Score for starting a business (0–100)                         | 64.10      | Score for getting credit (0–100)                | 35.00        | Score for trading across borders (0–100)      | 19.68             |
| Procedures (number)   | 10.5       | Strength of legal rights index (0–12)           | 6            | Time to export                                |                   |
| Time (days)   | 49.5       | Depth of credit information index (0–8)         | 1            | Documentary compliance (hours)                | 120               |
| Cost (% of income per capita)                                 | 75.5       | Credit bureau coverage (% of adults)            | 0.0          | Border compliance (hours)                     | 276               |
| Minimum capital (% of income per capita)                      | 2.9        | Credit registry coverage (% of adults)          | 12.4         | Cost to export                                |                   |
|   |            |   |              | Documentary compliance (US\$)                 | 165               |
| <b>Dealing with construction permits</b> (rank)               | 127        | <b>Protecting minority investors</b> (rank)     | 149          | Border compliance (US\$)                      | 1,975             |
| Score for dealing with construction permits (0–100)           | 64.04      | Score for protecting minority investors (0–100) | 40.00        | Time to import                                |                   |
| Procedures (number)   | 12         | Extent of disclosure index (0–10)               | 7            | Documentary compliance (hours)                | 208               |
| Time (days)   | 164        | Extent of director liability index (0–10)       | 1            | Border compliance (hours)                     | 397               |
| Cost (% of warehouse value)                                   | 7.9        | Ease of shareholder suits index (0–10)          | 5            | Cost to import                                |                   |
| Building quality control index (0–15)                         | 9.5        | Extent of shareholder rights index (0–10)       | 4            | Documentary compliance (US\$)                 | 310               |
|   |            | Extent of ownership and control index (0–10)    | 3            | Border compliance (US\$)                      | 1,581             |
|   |            | Extent of corporate transparency index (0–10)   | 4            |   |                   |
| <b>Getting electricity</b> (rank)                             | 182        | <b>Paying taxes</b> (rank)                      | 185          | ✓ <b>Enforcing contracts</b> (rank)           | 155               |
| Score for getting electricity (0–100)                         | 29.00      | Score for paying taxes (0–100)                  | 26.79        | Score for enforcing contracts (0–100)         | 43.99             |
| Procedures (number)   | 6          | Payments (number per year)                      | 50           | Time (days)                                   | 560               |
| Time (days)   | 134        | Time (hours per year)                           | 602          | Cost (% of claim value)                       | 53.2              |
| Cost (% of income per capita)                                 | 6,769.0    | Total tax and contribution rate (% of profit)   | 54.3         | Quality of judicial processes index (0–18)    | 5.0               |
| Reliability of supply and transparency of tariffs index (0–8) | 0          | Postfiling index (0–100)                        | 12.29        |   |                   |
| ✓ <b>Registering property</b> (rank)                          | 177        |   |              | <b>Resolving insolvency</b> (rank)            | 122               |
| Score for registering property (0–100)                        | 37.87      |   |              | Score for resolving insolvency (0–100)        | 37.81             |
| Procedures (number)   | 6          |   |              | Time (years)                                  | 3.3               |
| Time (days)   | 55         |   |              | Cost (% of estate)                            | 25.0              |
| Cost (% of property value)                                    | 13.9       |   |              | Recovery rate (cents on the dollar)           | 18.0              |
| Quality of land administration index (0–30)                   | 3.5        |   |              | Strength of insolvency framework index (0–16) | 9.0               |
| <b>COSTA RICA</b>   |            | <b>Latin America &amp; Caribbean</b>            |              | <b>GNI per capita (US\$)</b>                  |                   |
| <b>Ease of doing business rank (1–190)</b>                    | <b>67</b>  | <b>Ease of doing business score (0–100)</b>     | <b>68.89</b> | <b>Population</b>                             | <b>4,905,769</b>  |
| ✗ <b>Starting a business</b> (rank)                           | 142        | <b>Getting credit</b> (rank)                    | 12           | <b>Trading across borders</b> (rank)          | 73                |
| Score for starting a business (0–100)                         | 79.92      | Score for getting credit (0–100)                | 85.00        | Score for trading across borders (0–100)      | 79.32             |
| Procedures (number)   | 10         | Strength of legal rights index (0–12)           | 10           | Time to export                                |                   |
| Time (days)   | 23         | Depth of credit information index (0–8)         | 7            | Documentary compliance (hours)                | 24                |
| Cost (% of income per capita)                                 | 9.5        | Credit bureau coverage (% of adults)            | 87.9         | Border compliance (hours)                     | 20                |
| Minimum capital (% of income per capita)                      | 0.0        | Credit registry coverage (% of adults)          | 34.5         | Cost to export                                |                   |
|   |            |   |              | Documentary compliance (US\$)                 | 80                |
| <b>Dealing with construction permits</b> (rank)               | 74         | <b>Protecting minority investors</b> (rank)     | 122          | Border compliance (US\$)                      | 375               |
| Score for dealing with construction permits (0–100)           | 71.05      | Score for protecting minority investors (0–100) | 48.33        | Time to import                                |                   |
| Procedures (number)   | 17         | Extent of disclosure index (0–10)               | 5            | Documentary compliance (hours)                | 26                |
| Time (days)   | 135        | Extent of director liability index (0–10)       | 5            | Border compliance (hours)                     | 80                |
| Cost (% of warehouse value)                                   | 1.9        | Ease of shareholder suits index (0–10)          | 8            | Cost to import                                |                   |
| Building quality control index (0–15)                         | 11.0       | Extent of shareholder rights index (0–10)       | 4            | Documentary compliance (US\$)                 | 75                |
|   |            | Extent of ownership and control index (0–10)    | 4            | Border compliance (US\$)                      | 420               |
|   |            | Extent of corporate transparency index (0–10)   | 3            |   |                   |
| <b>Getting electricity</b> (rank)                             | 38         | <b>Paying taxes</b> (rank)                      | 57           | <b>Enforcing contracts</b> (rank)             | 121               |
| Score for getting electricity (0–100)                         | 85.10      | Score for paying taxes (0–100)                  | 77.99        | Score for enforcing contracts (0–100)         | 53.33             |
| Procedures (number)   | 5          | Payments (number per year)                      | 10           | Time (days)                                   | 852               |
| Time (days)   | 45         | Time (hours per year)                           | 151          | Cost (% of claim value)                       | 24.3              |
| Cost (% of income per capita)                                 | 164.6      | Total tax and contribution rate (% of profit)   | 58.3         | Quality of judicial processes index (0–18)    | 8.5               |
| Reliability of supply and transparency of tariffs index (0–8) | 7          | Postfiling index (0–100)                        | 87.15        |   |                   |
| <b>Registering property</b> (rank)                            | 47         |   |              | <b>Resolving insolvency</b> (rank)            | 134               |
| Score for registering property (0–100)                        | 74.36      |   |              | Score for resolving insolvency (0–100)        | 34.53             |
| Procedures (number)   | 5          |   |              | Time (years)                                  | 3.0               |
| Time (days)   | 11         |   |              | Cost (% of estate)                            | 14.5              |
| Cost (% of property value)                                    | 3.4        |   |              | Recovery rate (cents on the dollar)           | 29.3              |
| Quality of land administration index (0–30)                   | 17.5       |   |              | Strength of insolvency framework index (0–16) | 6.0               |
| <b>CÔTE D'IVOIRE</b>  |            | <b>Sub-Saharan Africa</b>                       |              | <b>GNI per capita (US\$)</b>                  |                   |
| <b>Ease of doing business rank (1–190)</b>                    | <b>122</b> | <b>Ease of doing business score (0–100)</b>     | <b>58.00</b> | <b>Population</b>                             | <b>24,294,750</b> |
| ✓ <b>Starting a business</b> (rank)                           | 26         | ✓ <b>Getting credit</b> (rank)                  | 44           | <b>Trading across borders</b> (rank)          | 162               |
| Score for starting a business (0–100)                         | 93.70      | Score for getting credit (0–100)                | 70.00        | Score for trading across borders (0–100)      | 52.44             |
| Procedures (number)   | 4          | Strength of legal rights index (0–12)           | 6            | Time to export                                |                   |
| Time (days)   | 6          | Depth of credit information index (0–8)         | 8            | Documentary compliance (hours)                | 84                |
| Cost (% of income per capita)                                 | 2.7        | Credit bureau coverage (% of adults)            | 9.6          | Border compliance (hours)                     | 239               |
| Minimum capital (% of income per capita)                      | 2.7        | Credit registry coverage (% of adults)          | 0.3          | Cost to export                                |                   |
|   |            |   |              | Documentary compliance (US\$)                 | 136               |
| <b>Dealing with construction permits</b> (rank)               | 142        | <b>Protecting minority investors</b> (rank)     | 149          | Border compliance (US\$)                      | 423               |
| Score for dealing with construction permits (0–100)           | 59.37      | Score for protecting minority investors (0–100) | 40.00        | Time to import                                |                   |
| Procedures (number)   | 21         | Extent of disclosure index (0–10)               | 7            | Documentary compliance (hours)                | 89                |
| Time (days)   | 162        | Extent of director liability index (0–10)       | 1            | Border compliance (hours)                     | 125               |
| Cost (% of warehouse value)                                   | 5.2        | Ease of shareholder suits index (0–10)          | 5            | Cost to import                                |                   |
| Building quality control index (0–15)                         | 10.0       | Extent of shareholder rights index (0–10)       | 4            | Documentary compliance (US\$)                 | 267               |
|   |            | Extent of ownership and control index (0–10)    | 3            | Border compliance (US\$)                      | 456               |
|   |            | Extent of corporate transparency index (0–10)   | 4            |   |                   |
| <b>Getting electricity</b> (rank)                             | 143        | ✓ <b>Paying taxes</b> (rank)                    | 175          | ✓ <b>Enforcing contracts</b> (rank)           | 106               |
| Score for getting electricity (0–100)                         | 56.23      | Score for paying taxes (0–100)                  | 46.49        | Score for enforcing contracts (0–100)         | 55.74             |
| Procedures (number)   | 8          | Payments (number per year)                      | 63           | Time (days)                                   | 525               |
| Time (days)   | 53         | Time (hours per year)                           | 205          | Cost (% of claim value)                       | 41.7              |
| Cost (% of income per capita)                                 | 2,147.3    | Total tax and contribution rate (% of profit)   | 50.1         | Quality of judicial processes index (0–18)    | 8.5               |
| Reliability of supply and transparency of tariffs index (0–8) | 4          | Postfiling index (0–100)                        | 44.90        |   |                   |
| <b>Registering property</b> (rank)                            | 112        |   |              | <b>Resolving insolvency</b> (rank)            | 80                |
| Score for registering property (0–100)                        | 58.03      |   |              | Score for resolving insolvency (0–100)        | 48.00             |
| Procedures (number)   | 6          |   |              | Time (years)                                  | 2.2               |
| Time (days)   | 30         |   |              | Cost (% of estate)                            | 18.0              |
| Cost (% of property value)                                    | 7.1        |   |              | Recovery rate (cents on the dollar)           | 36.9              |
| Quality of land administration index (0–30)                   | 10.5       |   |              | Strength of insolvency framework index (0–16) | 9.0               |

Note: Most indicator sets refer to a case scenario in the largest business city of an economy, though for 11 economies the data are a population-weighted average for the two largest business cities. For some indicators a result of "no practice" may be recorded for an economy; see the data notes for more details. In starting a business, procedures (number), time (days) and cost (% of income per capita) are calculated as the average of both men and women. For the postfiling index, a result of "not applicable" may be recorded for an economy.

✓ Reform making it easier to do business ✗ Change making it more difficult to do business

| <b>CROATIA</b>  |       | <b>Europe &amp; Central Asia</b>                |       | <b>GNI per capita (US\$)</b>                  |            |
|---|-------|---|-------|---|------------|
| Ease of doing business rank (1–190)                           | 58    | Ease of doing business score (0–100)            | 71.40 | Population                                    | 4,125,700  |
| <b>Starting a business</b> (rank)                             | 123   | <b>Getting credit</b> (rank)                    | 85    | <b>Trading across borders</b> (rank)          | 1          |
| Score for starting a business (0–100)                         | 82.62 | Score for getting credit (0–100)                | 55.00 | Score for trading across borders (0–100)      | 100.00     |
| Procedures (number)   | 8     | Strength of legal rights index (0–12)           | 5     | Time to export                                |            |
| Time (days)   | 22.5  | Depth of credit information index (0–8)         | 6     | Documentary compliance (hours)                | 1          |
| Cost (% of income per capita)                                 | 6.6   | Credit bureau coverage (% of adults)            | 100.0 | Border compliance (hours)                     | 0          |
| Minimum capital (% of income per capita)                      | 11.6  | Credit registry coverage (% of adults)          | 0.0   | Cost to export                                |            |
|   |       |   |       | Documentary compliance (US\$)                 | 0          |
| <b>Dealing with construction permits</b> (rank)               | 159   | <b>Protecting minority investors</b> (rank)     | 38    | Border compliance (US\$)                      | 0          |
| Score for dealing with construction permits (0–100)           | 55.70 | Score for protecting minority investors (0–100) | 66.67 | Time to import                                |            |
| Procedures (number)   | 22    | Extent of disclosure index (0–10)               | 5     | Documentary compliance (hours)                | 1          |
| Time (days)   | 146   | Extent of director liability index (0–10)       | 6     | Border compliance (hours)                     | 0          |
| Cost (% of warehouse value)                                   | 10.9  | Ease of shareholder suits index (0–10)          | 6     | Cost to import                                |            |
| Building quality control index (0–15)                         | 12.0  | Extent of shareholder rights index (0–10)       | 8     | Documentary compliance (US\$)                 | 0          |
|   |       | Extent of ownership and control index (0–10)    | 8     | Border compliance (US\$)                      | 0          |
| <b>Getting electricity</b> (rank)                             | 61    | Extent of corporate transparency index (0–10)   | 7     |   |            |
| Score for getting electricity (0–100)                         | 80.50 |   |       | <b>Enforcing contracts</b> (rank)             | 25         |
| Procedures (number)   | 4     | <b>Paying taxes</b> (rank)                      | 89    | Score for enforcing contracts (0–100)         | 70.60      |
| Time (days)   | 65    | Score for paying taxes (0–100)                  | 72.68 | Time (days)                                   | 650        |
| Cost (% of income per capita)                                 | 276.6 | Payments (number per year)                      | 34    | Cost (% of claim value)                       | 15.2       |
| Reliability of supply and transparency of tariffs index (0–8) | 5     | Time (hours per year)                           | 206   | Quality of judicial processes index (0–18)    | 13.0       |
|   |       | Total tax and contribution rate (% of profit)   | 20.5  |   |            |
| ✓ <b>Registering property</b> (rank)                          | 51    | Postfiling index (0–100)                        | 66.66 | <b>Resolving insolvency</b> (rank)            | 59         |
| Score for registering property (0–100)                        | 74.07 |   |       | Score for resolving insolvency (0–100)        | 56.20      |
| Procedures (number)   | 5     |   |       | Time (years)                                  | 3.1        |
| Time (days)   | 47    |   |       | Cost (% of estate)                            | 14.5       |
| Cost (% of property value)                                    | 4.0   |   |       | Recovery rate (cents on the dollar)           | 34.8       |
| Quality of land administration index (0–30)                   | 23.5  |   |       | Strength of insolvency framework index (0–16) | 12.0       |
| <b>CYPRUS</b>   |       | <b>Europe &amp; Central Asia</b>                |       | <b>GNI per capita (US\$)</b>                  |            |
| Ease of doing business rank (1–190)                           | 57    | Ease of doing business score (0–100)            | 71.71 | Population                                    | 1,179,551  |
| <b>Starting a business</b> (rank)                             | 52    | <b>Getting credit</b> (rank)                    | 73    | <b>Trading across borders</b> (rank)          | 49         |
| Score for starting a business (0–100)                         | 91.24 | Score for getting credit (0–100)                | 60.00 | Score for trading across borders (0–100)      | 88.44      |
| Procedures (number)   | 5     | Strength of legal rights index (0–12)           | 7     | Time to export                                |            |
| Time (days)   | 6     | Depth of credit information index (0–8)         | 5     | Documentary compliance (hours)                | 2          |
| Cost (% of income per capita)                                 | 11.9  | Credit bureau coverage (% of adults)            | 73.1  | Border compliance (hours)                     | 18         |
| Minimum capital (% of income per capita)                      | 0.0   | Credit registry coverage (% of adults)          | 0.0   | Cost to export                                |            |
|   |       |   |       | Documentary compliance (US\$)                 | 50         |
| <b>Dealing with construction permits</b> (rank)               | 126   | ✓ <b>Protecting minority investors</b> (rank)   | 38    | Border compliance (US\$)                      | 300        |
| Score for dealing with construction permits (0–100)           | 64.08 | Score for protecting minority investors (0–100) | 66.67 | Time to import                                |            |
| Procedures (number)   | 8     | Extent of disclosure index (0–10)               | 9     | Documentary compliance (hours)                | 2          |
| Time (days)   | 507   | Extent of director liability index (0–10)       | 4     | Border compliance (hours)                     | 15         |
| Cost (% of warehouse value)                                   | 1.0   | Ease of shareholder suits index (0–10)          | 7     | Cost to import                                |            |
| Building quality control index (0–15)                         | 11.0  | Extent of shareholder rights index (0–10)       | 7     | Documentary compliance (US\$)                 | 50         |
|   |       | Extent of ownership and control index (0–10)    | 6     | Border compliance (US\$)                      | 335        |
| <b>Getting electricity</b> (rank)                             | 70    | Extent of corporate transparency index (0–10)   | 7     |   |            |
| Score for getting electricity (0–100)                         | 78.35 |   |       | <b>Enforcing contracts</b> (rank)             | 138        |
| Procedures (number)   | 5     | ✓ <b>Paying taxes</b> (rank)                    | 47    | Score for enforcing contracts (0–100)         | 48.59      |
| Time (days)   | 137   | Score for paying taxes (0–100)                  | 80.78 | Time (days)                                   | 1,100      |
| Cost (% of income per capita)                                 | 124.2 | Payments (number per year)                      | 27    | Cost (% of claim value)                       | 16.4       |
| Reliability of supply and transparency of tariffs index (0–8) | 8     | Time (hours per year)                           | 122.5 | Quality of judicial processes index (0–18)    | 8.0        |
|   |       | Total tax and contribution rate (% of profit)   | 22.2  |   |            |
| <b>Registering property</b> (rank)                            | 94    | Postfiling index (0–100)                        | 74.47 | <b>Resolving insolvency</b> (rank)            | 26         |
| Score for registering property (0–100)                        | 63.46 |   |       | Score for resolving insolvency (0–100)        | 75.45      |
| Procedures (number)   | 7     |   |       | Time (years)                                  | 1.5        |
| Time (days)   | 9     |   |       | Cost (% of estate)                            | 14.5       |
| Cost (% of property value)                                    | 10.3  |   |       | Recovery rate (cents on the dollar)           | 73.4       |
| Quality of land administration index (0–30)                   | 23.0  |   |       | Strength of insolvency framework index (0–16) | 11.5       |
| <b>CZECH REPUBLIC</b>   |       | <b>OECD high income</b>                         |       | <b>GNI per capita (US\$)</b>                  |            |
| Ease of doing business rank (1–190)                           | 35    | Ease of doing business score (0–100)            | 76.10 | Population                                    | 10,591,323 |
| <b>Starting a business</b> (rank)                             | 115   | <b>Getting credit</b> (rank)                    | 44    | <b>Trading across borders</b> (rank)          | 1          |
| Score for starting a business (0–100)                         | 83.56 | Score for getting credit (0–100)                | 70.00 | Score for trading across borders (0–100)      | 100.00     |
| Procedures (number)   | 8     | Strength of legal rights index (0–12)           | 7     | Time to export                                |            |
| Time (days)   | 24.5  | Depth of credit information index (0–8)         | 7     | Documentary compliance (hours)                | 1          |
| Cost (% of income per capita)                                 | 1.0   | Credit bureau coverage (% of adults)            | 80.5  | Border compliance (hours)                     | 0          |
| Minimum capital (% of income per capita)                      | 0.0   | Credit registry coverage (% of adults)          | 7.2   | Cost to export                                |            |
|   |       |   |       | Documentary compliance (US\$)                 | 0          |
| <b>Dealing with construction permits</b> (rank)               | 156   | <b>Protecting minority investors</b> (rank)     | 72    | Border compliance (US\$)                      | 0          |
| Score for dealing with construction permits (0–100)           | 56.20 | Score for protecting minority investors (0–100) | 58.33 | Time to import                                |            |
| Procedures (number)   | 21    | Extent of disclosure index (0–10)               | 2     | Documentary compliance (hours)                | 1          |
| Time (days)   | 246   | Extent of director liability index (0–10)       | 6     | Border compliance (hours)                     | 0          |
| Cost (% of warehouse value)                                   | 0.2   | Ease of shareholder suits index (0–10)          | 9     | Cost to import                                |            |
| Building quality control index (0–15)                         | 8.0   | Extent of shareholder rights index (0–10)       | 6     | Documentary compliance (US\$)                 | 0          |
|   |       | Extent of ownership and control index (0–10)    | 7     | Border compliance (US\$)                      | 0          |
| <b>Getting electricity</b> (rank)                             | 10    | Extent of corporate transparency index (0–10)   | 5     |   |            |
| Score for getting electricity (0–100)                         | 95.36 |   |       | <b>Enforcing contracts</b> (rank)             | 99         |
| Procedures (number)   | 3     | <b>Paying taxes</b> (rank)                      | 45    | Score for enforcing contracts (0–100)         | 56.38      |
| Time (days)   | 60    | Score for paying taxes (0–100)                  | 81.42 | Time (days)                                   | 678        |
| Cost (% of income per capita)                                 | 24.1  | Payments (number per year)                      | 8     | Cost (% of claim value)                       | 33.8       |
| Reliability of supply and transparency of tariffs index (0–8) | 8     | Time (hours per year)                           | 230   | Quality of judicial processes index (0–18)    | 9.5        |
|   |       | Total tax and contribution rate (% of profit)   | 46.1  |   |            |
| <b>Registering property</b> (rank)                            | 33    | Postfiling index (0–100)                        | 90.75 | <b>Resolving insolvency</b> (rank)            | 15         |
| Score for registering property (0–100)                        | 79.74 |   |       | Score for resolving insolvency (0–100)        | 80.05      |
| Procedures (number)   | 4     |   |       | Time (years)                                  | 2.1        |
| Time (days)   | 27.5  |   |       | Cost (% of estate)                            | 17.0       |
| Cost (% of property value)                                    | 4.0   |   |       | Recovery rate (cents on the dollar)           | 67.4       |
| Quality of land administration index (0–30)                   | 25.0  |   |       | Strength of insolvency framework index (0–16) | 14.0       |

Note: Most indicator sets refer to a case scenario in the largest business city of an economy, though for 11 economies the data are a population-weighted average for the two largest business cities. For some indicators a result of “no practice” may be recorded for an economy; see the data notes for more details. In starting a business, procedures (number), time (days) and cost (% of income per capita) are calculated as the average of both men and women. For the postfiling index, a result of “not applicable” may be recorded for an economy.

✓ Reform making it easier to do business ✗ Change making it more difficult to do business

| <b>DENMARK</b>  |       | <b>OECD high income</b>                         |       | <b>GNI per capita (US\$)</b>                  |           |
|---|-------|---|-------|---|-----------|
| Ease of doing business rank (1–190)                           | 3     | Ease of doing business score (0–100)            | 84.64 | Population                                    | 5,769,603 |
| <b>Starting a business</b> (rank)                             | 42    | <b>Getting credit</b> (rank)                    | 44    | <b>Trading across borders</b> (rank)          | 1         |
| Score for starting a business (0–100)                         | 92.52 | Score for getting credit (0–100)                | 70.00 | Score for trading across borders (0–100)      | 100.00    |
| Procedures (number)   | 5     | Strength of legal rights index (0–12)           | 8     | Time to export                                |           |
| Time (days)   | 3.5   | Depth of credit information index (0–8)         | 6     | Documentary compliance (hours)                | 1         |
| Cost (% of income per capita)                                 | 0.2   | Credit bureau coverage (% of adults)            | 7.4   | Border compliance (hours)                     | 0         |
| Minimum capital (% of income per capita)                      | 13.2  | Credit registry coverage (% of adults)          | 0.0   | Cost to export                                |           |
|   |       |   |       | Documentary compliance (US\$)                 | 0         |
| <b>Dealing with construction permits</b> (rank)               | 4     | <b>Protecting minority investors</b> (rank)     | 38    | Border compliance (US\$)                      | 0         |
| Score for dealing with construction permits (0–100)           | 86.94 | Score for protecting minority investors (0–100) | 66.67 | Time to import                                |           |
| Procedures (number)   | 7     | Extent of disclosure index (0–10)               | 7     | Documentary compliance (hours)                | 1         |
| Time (days)   | 64    | Extent of director liability index (0–10)       | 5     | Border compliance (hours)                     | 0         |
| Cost (% of warehouse value)                                   | 1.3   | Ease of shareholder suits index (0–10)          | 8     | Cost to import                                |           |
| Building quality control index (0–15)                         | 11.0  | Extent of shareholder rights index (0–10)       | 6     | Documentary compliance (US\$)                 | 0         |
|   |       | Extent of ownership and control index (0–10)    | 5     | Border compliance (US\$)                      | 0         |
|   |       | Extent of corporate transparency index (0–10)   | 9     |   |           |
| <b>Getting electricity</b> (rank)                             | 21    | <b>Paying taxes</b> (rank)                      | 9     | ✓ <b>Enforcing contracts</b> (rank)           | 14        |
| Score for getting electricity (0–100)                         | 90.22 | Score for paying taxes (0–100)                  | 91.14 | Score for enforcing contracts (0–100)         | 73.92     |
| Procedures (number)   | 4     | Payments (number per year)                      | 10    | Time (days)                                   | 485       |
| Time (days)   | 38    | Time (hours per year)                           | 132   | Cost (% of claim value)                       | 23.3      |
| Cost (% of income per capita)                                 | 103.4 | Total tax and contribution rate (% of profit)   | 23.8  | Quality of judicial processes index (0–18)    | 14.0      |
| Reliability of supply and transparency of tariffs index (0–8) | 7     | Postfiling index (0–100)                        | 89.06 |   |           |
| <b>Registering property</b> (rank)                            | 11    |   |       | <b>Resolving insolvency</b> (rank)            | 6         |
| Score for registering property (0–100)                        | 89.88 |   |       | Score for resolving insolvency (0–100)        | 85.13     |
| Procedures (number)   | 3     |   |       | Time (years)                                  | 1.0       |
| Time (days)   | 4     |   |       | Cost (% of estate)                            | 4.0       |
| Cost (% of property value)                                    | 0.6   |   |       | Recovery rate (cents on the dollar)           | 88.5      |
| Quality of land administration index (0–30)                   | 24.5  |   |       | Strength of insolvency framework index (0–16) | 12.0      |
| <b>DJIBOUTI</b>   |       | <b>Middle East &amp; North Africa</b>           |       | <b>GNI per capita (US\$)</b>                  |           |
| Ease of doing business rank (1–190)                           | 99    | Ease of doing business score (0–100)            | 62.02 | Population                                    | 956,985   |
| ✓ <b>Starting a business</b> (rank)                           | 96    | ✓ <b>Getting credit</b> (rank)                  | 161   | <b>Trading across borders</b> (rank)          | 145       |
| Score for starting a business (0–100)                         | 85.73 | Score for getting credit (0–100)                | 25.00 | Score for trading across borders (0–100)      | 59.37     |
| Procedures (number)   | 5     | Strength of legal rights index (0–12)           | 5     | Time to export                                |           |
| Time (days)   | 13    | Depth of credit information index (0–8)         | 0     | Documentary compliance (hours)                | 60        |
| Cost (% of income per capita)                                 | 41.9  | Credit bureau coverage (% of adults)            | 0.0   | Border compliance (hours)                     | 72        |
| Minimum capital (% of income per capita)                      | 0.0   | Credit registry coverage (% of adults)          | 0.4   | Cost to export                                |           |
|   |       |   |       | Documentary compliance (US\$)                 | 95        |
| <b>Dealing with construction permits</b> (rank)               | 101   | ✓ <b>Protecting minority investors</b> (rank)   | 2     | Border compliance (US\$)                      | 605       |
| Score for dealing with construction permits (0–100)           | 67.87 | Score for protecting minority investors (0–100) | 81.67 | Time to import                                |           |
| Procedures (number)   | 17    | Extent of disclosure index (0–10)               | 8     | Documentary compliance (hours)                | 50        |
| Time (days)   | 148   | Extent of director liability index (0–10)       | 8     | Border compliance (hours)                     | 118       |
| Cost (% of warehouse value)                                   | 5.1   | Ease of shareholder suits index (0–10)          | 10    | Cost to import                                |           |
| Building quality control index (0–15)                         | 12.0  | Extent of shareholder rights index (0–10)       | 7     | Documentary compliance (US\$)                 | 100       |
|   |       | Extent of ownership and control index (0–10)    | 9     | Border compliance (US\$)                      | 1,055     |
|   |       | Extent of corporate transparency index (0–10)   | 7     |   |           |
| <b>Getting electricity</b> (rank)                             | 119   | <b>Paying taxes</b> (rank)                      | 108   | ✓ <b>Enforcing contracts</b> (rank)           | 140       |
| Score for getting electricity (0–100)                         | 64.23 | Score for paying taxes (0–100)                  | 68.91 | Score for enforcing contracts (0–100)         | 48.43     |
| Procedures (number)   | 4     | Payments (number per year)                      | 35    | Time (days)                                   | 695       |
| Time (days)   | 52    | Time (hours per year)                           | 76    | Cost (% of claim value)                       | 34.0      |
| Cost (% of income per capita)                                 | 941.8 | Total tax and contribution rate (% of profit)   | 37.7  | Quality of judicial processes index (0–18)    | 5.5       |
| Reliability of supply and transparency of tariffs index (0–8) | 0     | Postfiling index (0–100)                        | 49.57 |   |           |
| ✓ <b>Registering property</b> (rank)                          | 110   |   |       | ✓ <b>Resolving insolvency</b> (rank)          | 48        |
| Score for registering property (0–100)                        | 58.17 |   |       | Score for resolving insolvency (0–100)        | 60.85     |
| Procedures (number)   | 6     |   |       | Time (years)                                  | 2.3       |
| Time (days)   | 24    |   |       | Cost (% of estate)                            | 11.0      |
| Cost (% of property value)                                    | 5.7   |   |       | Recovery rate (cents on the dollar)           | 37.6      |
| Quality of land administration index (0–30)                   | 7.0   |   |       | Strength of insolvency framework index (0–16) | 13.0      |
| <b>DOMINICA</b>   |       | <b>Latin America &amp; Caribbean</b>            |       | <b>GNI per capita (US\$)</b>                  |           |
| Ease of doing business rank (1–190)                           | 103   | Ease of doing business score (0–100)            | 61.07 | Population                                    | 73,925    |
| <b>Starting a business</b> (rank)                             | 69    | <b>Getting credit</b> (rank)                    | 144   | <b>Trading across borders</b> (rank)          | 89        |
| Score for starting a business (0–100)                         | 89.39 | Score for getting credit (0–100)                | 30.00 | Score for trading across borders (0–100)      | 74.26     |
| Procedures (number)   | 5     | Strength of legal rights index (0–12)           | 6     | Time to export                                |           |
| Time (days)   | 12    | Depth of credit information index (0–8)         | 0     | Documentary compliance (hours)                | 12        |
| Cost (% of income per capita)                                 | 14.7  | Credit bureau coverage (% of adults)            | 0.0   | Border compliance (hours)                     | 36        |
| Minimum capital (% of income per capita)                      | 0.0   | Credit registry coverage (% of adults)          | 0.0   | Cost to export                                |           |
|   |       |   |       | Documentary compliance (US\$)                 | 50        |
| <b>Dealing with construction permits</b> (rank)               | 82    | <b>Protecting minority investors</b> (rank)     | 99    | Border compliance (US\$)                      | 625       |
| Score for dealing with construction permits (0–100)           | 70.09 | Score for protecting minority investors (0–100) | 51.67 | Time to import                                |           |
| Procedures (number)   | 11    | Extent of disclosure index (0–10)               | 4     | Documentary compliance (hours)                | 24        |
| Time (days)   | 191   | Extent of director liability index (0–10)       | 8     | Border compliance (hours)                     | 39        |
| Cost (% of warehouse value)                                   | 0.3   | Ease of shareholder suits index (0–10)          | 8     | Cost to import                                |           |
| Building quality control index (0–15)                         | 8.0   | Extent of shareholder rights index (0–10)       | 4     | Documentary compliance (US\$)                 | 50        |
|   |       | Extent of ownership and control index (0–10)    | 4     | Border compliance (US\$)                      | 906       |
|   |       | Extent of corporate transparency index (0–10)   | 3     |   |           |
| <b>Getting electricity</b> (rank)                             | 50    | <b>Paying taxes</b> (rank)                      | 75    | <b>Enforcing contracts</b> (rank)             | 83        |
| Score for getting electricity (0–100)                         | 82.51 | Score for paying taxes (0–100)                  | 75.65 | Score for enforcing contracts (0–100)         | 59.17     |
| Procedures (number)   | 5     | Payments (number per year)                      | 37    | Time (days)                                   | 681       |
| Time (days)   | 61    | Time (hours per year)                           | 117   | Cost (% of claim value)                       | 36.0      |
| Cost (% of income per capita)                                 | 439.5 | Total tax and contribution rate (% of profit)   | 32.6  | Quality of judicial processes index (0–18)    | 11.5      |
| Reliability of supply and transparency of tariffs index (0–8) | 7     | Postfiling index (0–100)                        | 78.91 |   |           |
| <b>Registering property</b> (rank)                            | 168   |   |       | <b>Resolving insolvency</b> (rank)            | 134       |
| Score for registering property (0–100)                        | 43.42 |   |       | Score for resolving insolvency (0–100)        | 34.53     |
| Procedures (number)   | 5     |   |       | Time (years)                                  | 4.0       |
| Time (days)   | 42    |   |       | Cost (% of estate)                            | 10.0      |
| Cost (% of property value)                                    | 13.3  |   |       | Recovery rate (cents on the dollar)           | 29.3      |
| Quality of land administration index (0–30)                   | 4.5   |   |       | Strength of insolvency framework index (0–16) | 6.0       |

Note: Most indicator sets refer to a case scenario in the largest business city of an economy, though for 11 economies the data are a population-weighted average for the two largest business cities. For some indicators a result of “no practice” may be recorded for an economy; see the data notes for more details. In starting a business, procedures (number), time (days) and cost (% of income per capita) are calculated as the average of both men and women. For the postfiling index, a result of “not applicable” may be recorded for an economy.

✓ Reform making it easier to do business ✗ Change making it more difficult to do business

| <b>DOMINICAN REPUBLIC</b>                                     |       | <b>Latin America &amp; Caribbean</b>            |       | <b>GNI per capita (US\$)</b>                  |            |
|---|-------|---|-------|---|------------|
| Ease of doing business rank (1–190)                           | 102   | Ease of doing business score (0–100)            | 61.12 | Population                                    | 10,766,998 |
| <b>Starting a business</b> (rank)                             | 117   | <b>Getting credit</b> (rank)                    | 112   | <b>Trading across borders</b> (rank)          | 63         |
| Score for starting a business (0–100)                         | 83.44 | Score for getting credit (0–100)                | 45.00 | Score for trading across borders (0–100)      | 83.51      |
| Procedures (number)   | 7     | Strength of legal rights index (0–12)           | 1     | Time to export                                |            |
| Time (days)   | 16.5  | Depth of credit information index (0–8)         | 8     | Documentary compliance (hours)                | 10         |
| Cost (% of income per capita)                                 | 14.1  | Credit bureau coverage (% of adults)            | 100.0 | Border compliance (hours)                     | 16         |
| Minimum capital (% of income per capita)                      | 31.3  | Credit registry coverage (% of adults)          | 26.3  | Cost to export                                |            |
|   |       |   |       | Documentary compliance (US\$)                 | 15         |
| <b>Dealing with construction permits</b> (rank)               | 80    | ✓ <b>Protecting minority investors</b> (rank)   | 83    | Border compliance (US\$)                      | 488        |
| Score for dealing with construction permits (0–100)           | 70.42 | Score for protecting minority investors (0–100) | 56.67 | Time to import                                |            |
| Procedures (number)   | 15    | Extent of disclosure index (0–10)               | 5     | Documentary compliance (hours)                | 14         |
| Time (days)   | 206   | Extent of director liability index (0–10)       | 4     | Border compliance (hours)                     | 24         |
| Cost (% of warehouse value)                                   | 2.6   | Ease of shareholder suits index (0–10)          | 8     | Cost to import                                |            |
| Building quality control index (0–15)                         | 13.0  | Extent of shareholder rights index (0–10)       | 7     | Documentary compliance (US\$)                 | 40         |
|   |       | Extent of ownership and control index (0–10)    | 5     | Border compliance (US\$)                      | 579        |
|   |       | Extent of corporate transparency index (0–10)   | 5     |   |            |
| <b>Getting electricity</b> (rank)                             | 116   | <b>Paying taxes</b> (rank)                      | 148   | <b>Enforcing contracts</b> (rank)             | 149        |
| Score for getting electricity (0–100)                         | 64.65 | Score for getting credit (0–100)                | 57.44 | Score for enforcing contracts (0–100)         | 46.86      |
| Procedures (number)   | 7     | Payments (number per year)                      | 7     | Time (days)                                   | 590        |
| Time (days)   | 67    | Time (hours per year)                           | 317   | Cost (% of claim value)                       | 40.9       |
| Cost (% of income per capita)                                 | 276.7 | Total tax and contribution rate (% of profit)   | 48.8  | Quality of judicial processes index (0–18)    | 4.5        |
| Reliability of supply and transparency of tariffs index (0–8) | 4     | Postfiling index (0–100)                        | 10.71 |   |            |
| <b>Registering property</b> (rank)                            | 77    |   |       | <b>Resolving insolvency</b> (rank)            | 124        |
| Score for registering property (0–100)                        | 65.73 |   |       | Score for resolving insolvency (0–100)        | 37.54      |
| Procedures (number)   | 6     |   |       | Time (years)                                  | 3.5        |
| Time (days)   | 45    |   |       | Cost (% of estate)                            | 38.0       |
| Cost (% of property value)                                    | 3.4   |   |       | Recovery rate (cents on the dollar)           | 8.8        |
| Quality of land administration index (0–30)                   | 14.5  |   |       | Strength of insolvency framework index (0–16) | 10.5       |
| <b>ECUADOR</b>  |       | <b>Latin America &amp; Caribbean</b>            |       | <b>GNI per capita (US\$)</b>                  |            |
| Ease of doing business rank (1–190)                           | 123   | Ease of doing business score (0–100)            | 57.94 | Population                                    | 16,624,858 |
| <b>Starting a business</b> (rank)                             | 168   | <b>Getting credit</b> (rank)                    | 112   | <b>Trading across borders</b> (rank)          | 109        |
| Score for starting a business (0–100)                         | 70.58 | Score for getting credit (0–100)                | 45.00 | Score for trading across borders (0–100)      | 68.65      |
| Procedures (number)   | 11    | Strength of legal rights index (0–12)           | 1     | Time to export                                |            |
| Time (days)   | 48.5  | Depth of credit information index (0–8)         | 8     | Documentary compliance (hours)                | 24         |
| Cost (% of income per capita)                                 | 21.2  | Credit bureau coverage (% of adults)            | 73.3  | Border compliance (hours)                     | 96         |
| Minimum capital (% of income per capita)                      | 0.0   | Credit registry coverage (% of adults)          | 0.0   | Cost to export                                |            |
|   |       |   |       | Documentary compliance (US\$)                 | 140        |
| <b>Dealing with construction permits</b> (rank)               | 113   | <b>Protecting minority investors</b> (rank)     | 125   | Border compliance (US\$)                      | 560        |
| Score for dealing with construction permits (0–100)           | 66.38 | Score for protecting minority investors (0–100) | 46.67 | Time to import                                |            |
| Procedures (number)   | 17    | Extent of disclosure index (0–10)               | 2     | Documentary compliance (hours)                | 120        |
| Time (days)   | 132   | Extent of director liability index (0–10)       | 5     | Border compliance (hours)                     | 24         |
| Cost (% of warehouse value)                                   | 1.9   | Ease of shareholder suits index (0–10)          | 6     | Cost to import                                |            |
| Building quality control index (0–15)                         | 8.0   | Extent of shareholder rights index (0–10)       | 9     | Documentary compliance (US\$)                 | 75         |
|   |       | Extent of ownership and control index (0–10)    | 3     | Border compliance (US\$)                      | 250        |
|   |       | Extent of corporate transparency index (0–10)   | 3     |   |            |
| <b>Getting electricity</b> (rank)                             | 94    | ✓ <b>Paying taxes</b> (rank)                    | 143   | <b>Enforcing contracts</b> (rank)             | 79         |
| Score for getting electricity (0–100)                         | 72.22 | Score for getting credit (0–100)                | 59.38 | Score for enforcing contracts (0–100)         | 59.38      |
| Procedures (number)   | 7     | Payments (number per year)                      | 8     | Time (days)                                   | 523        |
| Time (days)   | 74    | Time (hours per year)                           | 664   | Cost (% of claim value)                       | 27.2       |
| Cost (% of income per capita)                                 | 614.7 | Total tax and contribution rate (% of profit)   | 32.3  | Quality of judicial processes index (0–18)    | 7.5        |
| Reliability of supply and transparency of tariffs index (0–8) | 7     | Postfiling index (0–100)                        | 49.54 |   |            |
| <b>Registering property</b> (rank)                            | 75    |   |       | <b>Resolving insolvency</b> (rank)            | 158        |
| Score for registering property (0–100)                        | 65.79 |   |       | Score for resolving insolvency (0–100)        | 25.36      |
| Procedures (number)   | 8     |   |       | Time (years)                                  | 5.3        |
| Time (days)   | 38    |   |       | Cost (% of estate)                            | 18.0       |
| Cost (% of property value)                                    | 2.1   |   |       | Recovery rate (cents on the dollar)           | 18.1       |
| Quality of land administration index (0–30)                   | 16.0  |   |       | Strength of insolvency framework index (0–16) | 5.0        |
| <b>EGYPT, ARAB REP.</b>                                       |       | <b>Middle East &amp; North Africa</b>           |       | <b>GNI per capita (US\$)</b>                  |            |
| Ease of doing business rank (1–190)                           | 120   | Ease of doing business score (0–100)            | 58.56 | Population                                    | 97,553,151 |
| ✓ <b>Starting a business</b> (rank)                           | 109   | ✓ <b>Getting credit</b> (rank)                  | 60    | <b>Trading across borders</b> (rank)          | 171        |
| Score for starting a business (0–100)                         | 84.11 | Score for getting credit (0–100)                | 65.00 | Score for trading across borders (0–100)      | 42.23      |
| Procedures (number)   | 6.5   | Strength of legal rights index (0–12)           | 5     | Time to export                                |            |
| Time (days)   | 11.5  | Depth of credit information index (0–8)         | 8     | Documentary compliance (hours)                | 88         |
| Cost (% of income per capita)                                 | 40.3  | Credit bureau coverage (% of adults)            | 27.3  | Border compliance (hours)                     | 48         |
| Minimum capital (% of income per capita)                      | 0.0   | Credit registry coverage (% of adults)          | 8.4   | Cost to export                                |            |
|   |       |   |       | Documentary compliance (US\$)                 | 100        |
| <b>Dealing with construction permits</b> (rank)               | 68    | ✓ <b>Protecting minority investors</b> (rank)   | 72    | Border compliance (US\$)                      | 258        |
| Score for dealing with construction permits (0–100)           | 71.77 | Score for protecting minority investors (0–100) | 58.33 | Time to import                                |            |
| Procedures (number)   | 19    | Extent of disclosure index (0–10)               | 8     | Documentary compliance (hours)                | 265        |
| Time (days)   | 173   | Extent of director liability index (0–10)       | 3     | Border compliance (hours)                     | 240        |
| Cost (% of warehouse value)                                   | 1.6   | Ease of shareholder suits index (0–10)          | 3     | Cost to import                                |            |
| Building quality control index (0–15)                         | 14.0  | Extent of shareholder rights index (0–10)       | 5     | Documentary compliance (US\$)                 | 1,000      |
|   |       | Extent of ownership and control index (0–10)    | 7     | Border compliance (US\$)                      | 554        |
|   |       | Extent of corporate transparency index (0–10)   | 9     |   |            |
| <b>Getting electricity</b> (rank)                             | 96    | ✓ <b>Paying taxes</b> (rank)                    | 159   | <b>Enforcing contracts</b> (rank)             | 160        |
| Score for getting electricity (0–100)                         | 71.41 | Score for getting credit (0–100)                | 52.73 | Score for enforcing contracts (0–100)         | 42.75      |
| Procedures (number)   | 5     | Payments (number per year)                      | 29    | Time (days)                                   | 1,010      |
| Time (days)   | 53    | Time (hours per year)                           | 392   | Cost (% of claim value)                       | 26.2       |
| Cost (% of income per capita)                                 | 269.5 | Total tax and contribution rate (% of profit)   | 46.4  | Quality of judicial processes index (0–18)    | 5.5        |
| Reliability of supply and transparency of tariffs index (0–8) | 3     | Postfiling index (0–100)                        | 36.54 |   |            |
| <b>Registering property</b> (rank)                            | 125   |   |       | ✓ <b>Resolving insolvency</b> (rank)          | 101        |
| Score for registering property (0–100)                        | 55.00 |   |       | Score for resolving insolvency (0–100)        | 42.27      |
| Procedures (number)   | 9     |   |       | Time (years)                                  | 2.5        |
| Time (days)   | 76    |   |       | Cost (% of estate)                            | 22.0       |
| Cost (% of property value)                                    | 1.1   |   |       | Recovery rate (cents on the dollar)           | 23.4       |
| Quality of land administration index (0–30)                   | 9.0   |   |       | Strength of insolvency framework index (0–16) | 9.5        |

Note: Most indicator sets refer to a case scenario in the largest business city of an economy, though for 11 economies the data are a population-weighted average for the two largest business cities. For some indicators a result of “no practice” may be recorded for an economy; see the data notes for more details. In starting a business, procedures (number), time (days) and cost (% of income per capita) are calculated as the average of both men and women. For the postfiling index, a result of “not applicable” may be recorded for an economy.



✓ Reform making it easier to do business ✗ Change making it more difficult to do business

| <b>EL SALVADOR</b>  |             | <b>Latin America &amp; Caribbean</b>            |       | <b>GNI per capita (US\$)</b>                  |             |
|---|-------------|---|-------|---|-------------|
| Ease of doing business rank (1–190)                           | 85          | Ease of doing business score (0–100)            | 65.41 | Population                                    | 6,377,853   |
| <b>Starting a business</b> (rank)                             | 147         | <b>Getting credit</b> (rank)                    | 22    | ✓ <b>Trading across borders</b> (rank)        | 44          |
| Score for starting a business (0–100)                         | 78.41       | Score for getting credit (0–100)                | 80.00 | Score for trading across borders (0–100)      | 89.76       |
| Procedures (number)   | 9           | Strength of legal rights index (0–12)           | 9     | Time to export                                |             |
| Time (days)   | 16.5        | Depth of credit information index (0–8)         | 7     | Documentary compliance (hours)                | 9           |
| Cost (% of income per capita)                                 | 45.1        | Credit bureau coverage (% of adults)            | 33.6  | Border compliance (hours)                     | 24          |
| Minimum capital (% of income per capita)                      | 2.7         | Credit registry coverage (% of adults)          | 29.8  | Cost to export                                |             |
| ✓ <b>Dealing with construction permits</b> (rank)             | 173         | <b>Protecting minority investors</b> (rank)     | 161   | Documentary compliance (US\$)                 | 50          |
| Score for dealing with construction permits (0–100)           | 51.82       | Score for protecting minority investors (0–100) | 38.33 | Border compliance (US\$)                      | 128         |
| Procedures (number)   | 17          | Extent of disclosure index (0–10)               | 3     | Time to import                                |             |
| Time (days)   | 314         | Extent of director liability index (0–10)       | 0     | Documentary compliance (hours)                | 13          |
| Cost (% of warehouse value)                                   | 5.7         | Ease of shareholder suits index (0–10)          | 7     | Border compliance (hours)                     | 36          |
| Building quality control index (0–15)                         | 10.0        | Extent of shareholder rights index (0–10)       | 6     | Cost to import                                |             |
| <b>Getting electricity</b> (rank)                             | 97          | Extent of ownership and control index (0–10)    | 1     | Documentary compliance (US\$)                 | 67          |
| Score for getting electricity (0–100)                         | 71.24       | Extent of corporate transparency index (0–10)   | 6     | Border compliance (US\$)                      | 128         |
| Procedures (number)   | 7           | <b>Paying taxes</b> (rank)                      | 62    | <b>Enforcing contracts</b> (rank)             | 109         |
| Time (days)   | 56          | Score for paying taxes (0–100)                  | 77.30 | Score for enforcing contracts (0–100)         | 55.30       |
| Cost (% of income per capita)                                 | 553.4       | Payments (number per year)                      | 7     | Time (days)                                   | 816         |
| Reliability of supply and transparency of tariffs index (0–8) | 6           | Time (hours per year)                           | 180   | Cost (% of claim value)                       | 19.2        |
| <b>Registering property</b> (rank)                            | 73          | Total tax and contribution rate (% of profit)   | 35.6  | Quality of judicial processes index (0–18)    | 8.0         |
| Score for registering property (0–100)                        | 66.32       | Postfiling index (0–100)                        | 49.54 | <b>Resolving insolvency</b> (rank)            | 89          |
| Procedures (number)   | 6           |   |       | Score for resolving insolvency (0–100)        | 45.63       |
| Time (days)   | 31          |   |       | Time (years)                                  | 3.5         |
| Cost (% of property value)                                    | 3.8         |   |       | Cost (% of estate)                            | 12.0        |
| Quality of land administration index (0–30)                   | 14.0        |   |       | Recovery rate (cents on the dollar)           | 32.5        |
|   |             |   |       | Strength of insolvency framework index (0–16) | 9.0         |
| <b>EQUATORIAL GUINEA</b>                                      |             | <b>Sub-Saharan Africa</b>                       |       | <b>GNI per capita (US\$)</b>                  |             |
| Ease of doing business rank (1–190)                           | 177         | Ease of doing business score (0–100)            | 41.94 | Population                                    | 1,267,689   |
| <b>Starting a business</b> (rank)                             | 184         | <b>Getting credit</b> (rank)                    | 124   | <b>Trading across borders</b> (rank)          | 175         |
| Score for starting a business (0–100)                         | 55.74       | Score for getting credit (0–100)                | 40.00 | Score for trading across borders (0–100)      | 32.05       |
| Procedures (number)   | 16          | Strength of legal rights index (0–12)           | 6     | Time to export                                |             |
| Time (days)   | 33          | Depth of credit information index (0–8)         | 2     | Documentary compliance (hours)                | 154         |
| Cost (% of income per capita)                                 | 101.2       | Credit bureau coverage (% of adults)            | 0.0   | Border compliance (hours)                     | 132         |
| Minimum capital (% of income per capita)                      | 22.3        | Credit registry coverage (% of adults)          | 8.7   | Cost to export                                |             |
| <b>Dealing with construction permits</b> (rank)               | 163         | <b>Protecting minority investors</b> (rank)     | 149   | Documentary compliance (US\$)                 | 85          |
| Score for dealing with construction permits (0–100)           | 55.01       | Score for protecting minority investors (0–100) | 40.00 | Border compliance (US\$)                      | 760         |
| Procedures (number)   | 13          | Extent of disclosure index (0–10)               | 7     | Time to import                                |             |
| Time (days)   | 144         | Extent of director liability index (0–10)       | 1     | Documentary compliance (hours)                | 240         |
| Cost (% of warehouse value)                                   | 4.1         | Ease of shareholder suits index (0–10)          | 5     | Border compliance (hours)                     | 240         |
| Building quality control index (0–15)                         | 1.0         | Extent of shareholder rights index (0–10)       | 4     | Cost to import                                |             |
| <b>Getting electricity</b> (rank)                             | 150         | Extent of ownership and control index (0–10)    | 3     | Documentary compliance (US\$)                 | 70          |
| Score for getting electricity (0–100)                         | 54.41       | Extent of corporate transparency index (0–10)   | 4     | Border compliance (US\$)                      | 985         |
| Procedures (number)   | 5           | <b>Paying taxes</b> (rank)                      | 179   | ✓ <b>Enforcing contracts</b> (rank)           | 101         |
| Time (days)   | 106         | Score for paying taxes (0–100)                  | 41.54 | Score for enforcing contracts (0–100)         | 56.17       |
| Cost (% of income per capita)                                 | 872.2       | Payments (number per year)                      | 46    | Time (days)                                   | 475         |
| Reliability of supply and transparency of tariffs index (0–8) | 0           | Time (hours per year)                           | 492   | Cost (% of claim value)                       | 19.5        |
| <b>Registering property</b> (rank)                            | 164         | Total tax and contribution rate (% of profit)   | 79.4  | Quality of judicial processes index (0–18)    | 3.5         |
| Score for registering property (0–100)                        | 44.45       | Postfiling index (0–100)                        | 93.12 | <b>Resolving insolvency</b> (rank)            | 168         |
| Procedures (number)   | 6           |   |       | Score for resolving insolvency (0–100)        | 0.00        |
| Time (days)   | 23          |   |       | Time (years)                                  | no practice |
| Cost (% of property value)                                    | 12.5        |   |       | Cost (% of estate)                            | no practice |
| Quality of land administration index (0–30)                   | 4.0         |   |       | Recovery rate (cents on the dollar)           | 0.0         |
|   |             |   |       | Strength of insolvency framework index (0–16) | 0.0         |
| <b>ERITREA</b>  |             | <b>Sub-Saharan Africa</b>                       |       | <b>GNI per capita (US\$)</b>                  |             |
| Ease of doing business rank (1–190)                           | 189         | Ease of doing business score (0–100)            | 23.07 | Population                                    | 5,918,919   |
| <b>Starting a business</b> (rank)                             | 187         | <b>Getting credit</b> (rank)                    | 186   | <b>Trading across borders</b> (rank)          | 189         |
| Score for starting a business (0–100)                         | 51.91       | Score for getting credit (0–100)                | 0.00  | Score for trading across borders (0–100)      | 0.00        |
| Procedures (number)   | 13          | Strength of legal rights index (0–12)           | 0     | Time to export                                |             |
| Time (days)   | 84          | Depth of credit information index (0–8)         | 0     | Documentary compliance (hours)                | no practice |
| Cost (% of income per capita)                                 | 23.7        | Credit bureau coverage (% of adults)            | 0.0   | Border compliance (hours)                     | no practice |
| Minimum capital (% of income per capita)                      | 104.0       | Credit registry coverage (% of adults)          | 0.0   | Cost to export                                |             |
| <b>Dealing with construction permits</b> (rank)               | 186         | <b>Protecting minority investors</b> (rank)     | 174   | Documentary compliance (US\$)                 | no practice |
| Score for dealing with construction permits (0–100)           | 0.00        | Score for protecting minority investors (0–100) | 31.67 | Border compliance (US\$)                      | no practice |
| Procedures (number)   | no practice | Extent of disclosure index (0–10)               | 3     | Time to import                                |             |
| Time (days)   | no practice | Extent of director liability index (0–10)       | 0     | Documentary compliance (hours)                | no practice |
| Cost (% of warehouse value)                                   | no practice | Ease of shareholder suits index (0–10)          | 5     | Border compliance (hours)                     | no practice |
| Building quality control index (0–15)                         | no practice | Extent of shareholder rights index (0–10)       | 5     | Cost to import                                |             |
| <b>Getting electricity</b> (rank)                             | 187         | Extent of ownership and control index (0–10)    | 3     | Documentary compliance (US\$)                 | no practice |
| Score for getting electricity (0–100)                         | 0.00        | Extent of corporate transparency index (0–10)   | 3     | Border compliance (US\$)                      | no practice |
| Procedures (number)   | no practice | <b>Paying taxes</b> (rank)                      | 152   | <b>Enforcing contracts</b> (rank)             | 103         |
| Time (days)   | no practice | Score for paying taxes (0–100)                  | 55.90 | Score for enforcing contracts (0–100)         | 55.93       |
| Cost (% of income per capita)                                 | no practice | Payments (number per year)                      | 30    | Time (days)                                   | 490         |
| Reliability of supply and transparency of tariffs index (0–8) | no practice | Time (hours per year)                           | 216   | Cost (% of claim value)                       | 16.6        |
| <b>Registering property</b> (rank)                            | 180         | Total tax and contribution rate (% of profit)   | 83.7  | Quality of judicial processes index (0–18)    | 3.0         |
| Score for registering property (0–100)                        | 35.30       | Postfiling index (0–100)                        | 93.12 | <b>Resolving insolvency</b> (rank)            | 168         |
| Procedures (number)   | 11          |   |       | Score for resolving insolvency (0–100)        | 0.00        |
| Time (days)   | 78          |   |       | Time (years)                                  | no practice |
| Cost (% of property value)                                    | 9.0         |   |       | Cost (% of estate)                            | no practice |
| Quality of land administration index (0–30)                   | 6.5         |   |       | Recovery rate (cents on the dollar)           | 0.0         |
|   |             |   |       | Strength of insolvency framework index (0–16) | 0.0         |

Note: Most indicator sets refer to a case scenario in the largest business city of an economy, though for 11 economies the data are a population-weighted average for the two largest business cities. For some indicators a result of “no practice” may be recorded for an economy; see the data notes for more details. In starting a business, procedures (number), time (days) and cost (% of income per capita) are calculated as the average of both men and women. For the postfiling index, a result of “not applicable” may be recorded for an economy.

✓ Reform making it easier to do business ✗ Change making it more difficult to do business

| <b>ESTONIA</b>  |       | <b>OECD high income</b>                         |       | <b>GNI per capita (US\$)</b>                  |             |
|---|-------|---|-------|---|-------------|
| Ease of doing business rank (1–190)                           | 16    | Ease of doing business score (0–100)            | 80.50 | Population                                    | 1,315,480   |
| <b>Starting a business</b> (rank)                             | 15    | <b>Getting credit</b> (rank)                    | 44    | <b>Trading across borders</b> (rank)          | 17          |
| Score for starting a business (0–100)                         | 95.25 | Score for getting credit (0–100)                | 70.00 | Score for trading across borders (0–100)      | 99.92       |
| Procedures (number)   | 3     | Strength of legal rights index (0–12)           | 7     | Time to export                                |             |
| Time (days)   | 3.5   | Depth of credit information index (0–8)         | 7     | Documentary compliance (hours)                | 1           |
| Cost (% of income per capita)                                 | 1.1   | Credit bureau coverage (% of adults)            | 26.9  | Border compliance (hours)                     | 2           |
| Minimum capital (% of income per capita)                      | 14.6  | Credit registry coverage (% of adults)          | 0.0   | Cost to export                                |             |
|   |       |   |       | Documentary compliance (US\$)                 | 0           |
| <b>Dealing with construction permits</b> (rank)               | 14    | <b>Protecting minority investors</b> (rank)     | 83    | Border compliance (US\$)                      | 0           |
| Score for dealing with construction permits (0–100)           | 82.53 | Score for protecting minority investors (0–100) | 56.67 | Time to import                                |             |
| Procedures (number)   | 10    | Extent of disclosure index (0–10)               | 8     | Documentary compliance (hours)                | 1           |
| Time (days)   | 103   | Extent of director liability index (0–10)       | 3     | Border compliance (hours)                     | 0           |
| Cost (% of warehouse value)                                   | 0.2   | Ease of shareholder suits index (0–10)          | 6     | Cost to import                                |             |
| Building quality control index (0–15)                         | 11.0  | Extent of shareholder rights index (0–10)       | 8     | Documentary compliance (US\$)                 | 0           |
|   |       | Extent of ownership and control index (0–10)    | 3     | Border compliance (US\$)                      | 0           |
|   |       | Extent of corporate transparency index (0–10)   | 6     |   |             |
| <b>Getting electricity</b> (rank)                             | 46    | <b>Paying taxes</b> (rank)                      | 14    | <b>Enforcing contracts</b> (rank)             | 13          |
| Score for getting electricity (0–100)                         | 83.26 | Score for getting credit (0–100)                | 89.56 | Score for enforcing contracts (0–100)         | 74.34       |
| Procedures (number)   | 5     | Payments (number per year)                      | 8     | Time (days)                                   | 455         |
| Time (days)   | 91    | Time (hours per year)                           | 50    | Cost (% of claim value)                       | 21.9        |
| Cost (% of income per capita)                                 | 154.2 | Total tax and contribution rate (% of profit)   | 48.7  | Quality of judicial processes index (0–18)    | 13.5        |
| Reliability of supply and transparency of tariffs index (0–8) | 8     | Postfiling index (0–100)                        | 99.38 |   |             |
| <b>Registering property</b> (rank)                            | 6     |   |       | <b>Resolving insolvency</b> (rank)            | 47          |
| Score for registering property (0–100)                        | 91.02 |   |       | Score for resolving insolvency (0–100)        | 62.51       |
| Procedures (number)   | 3     |   |       | Time (years)                                  | 3.0         |
| Time (days)   | 17.5  |   |       | Cost (% of estate)                            | 9.0         |
| Cost (% of property value)                                    | 0.5   |   |       | Recovery rate (cents on the dollar)           | 40.7        |
| Quality of land administration index (0–30)                   | 27.5  |   |       | Strength of insolvency framework index (0–16) | 13.0        |
| <b>ESWATINI</b>   |       | <b>Sub-Saharan Africa</b>                       |       | <b>GNI per capita (US\$)</b>                  |             |
| Ease of doing business rank (1–190)                           | 117   | Ease of doing business score (0–100)            | 58.95 | Population                                    | 1,367,254   |
| <b>Starting a business</b> (rank)                             | 159   | <b>Getting credit</b> (rank)                    | 85    | <b>Trading across borders</b> (rank)          | 32          |
| Score for starting a business (0–100)                         | 74.55 | Score for getting credit (0–100)                | 55.00 | Score for trading across borders (0–100)      | 92.92       |
| Procedures (number)   | 12    | Strength of legal rights index (0–12)           | 4     | Time to export                                |             |
| Time (days)   | 30    | Depth of credit information index (0–8)         | 7     | Documentary compliance (hours)                | 2           |
| Cost (% of income per capita)                                 | 14.8  | Credit bureau coverage (% of adults)            | 43.0  | Border compliance (hours)                     | 2           |
| Minimum capital (% of income per capita)                      | 0.2   | Credit registry coverage (% of adults)          | 0.0   | Cost to export                                |             |
|   |       |   |       | Documentary compliance (US\$)                 | 76          |
| <b>Dealing with construction permits</b> (rank)               | 107   | <b>Protecting minority investors</b> (rank)     | 140   | Border compliance (US\$)                      | 134         |
| Score for dealing with construction permits (0–100)           | 66.81 | Score for protecting minority investors (0–100) | 41.67 | Time to import                                |             |
| Procedures (number)   | 14    | Extent of disclosure index (0–10)               | 2     | Documentary compliance (hours)                | 4           |
| Time (days)   | 116   | Extent of director liability index (0–10)       | 5     | Border compliance (hours)                     | 3           |
| Cost (% of warehouse value)                                   | 3.5   | Ease of shareholder suits index (0–10)          | 6     | Cost to import                                |             |
| Building quality control index (0–15)                         | 7.0   | Extent of shareholder rights index (0–10)       | 6     | Documentary compliance (US\$)                 | 76          |
|   |       | Extent of ownership and control index (0–10)    | 3     | Border compliance (US\$)                      | 134         |
|   |       | Extent of corporate transparency index (0–10)   | 3     |   |             |
| <b>Getting electricity</b> (rank)                             | 163   | <b>Paying taxes</b> (rank)                      | 63    | <b>Enforcing contracts</b> (rank)             | 172         |
| Score for getting electricity (0–100)                         | 47.44 | Score for getting credit (0–100)                | 77.09 | Score for enforcing contracts (0–100)         | 36.72       |
| Procedures (number)   | 6     | Payments (number per year)                      | 33    | Time (days)                                   | 956         |
| Time (days)   | 137   | Time (hours per year)                           | 122   | Cost (% of claim value)                       | 56.1        |
| Cost (% of income per capita)                                 | 689.2 | Total tax and contribution rate (% of profit)   | 35.7  | Quality of judicial processes index (0–18)    | 7.5         |
| Reliability of supply and transparency of tariffs index (0–8) | 0     | Postfiling index (0–100)                        | 83.15 |   |             |
| ✓ <b>Registering property</b> (rank)                          | 107   |   |       | <b>Resolving insolvency</b> (rank)            | 119         |
| Score for registering property (0–100)                        | 58.65 |   |       | Score for resolving insolvency (0–100)        | 38.72       |
| Procedures (number)   | 9     |   |       | Time (years)                                  | 2.0         |
| Time (days)   | 21    |   |       | Cost (% of estate)                            | 14.5        |
| Cost (% of property value)                                    | 7.1   |   |       | Recovery rate (cents on the dollar)           | 37.1        |
| Quality of land administration index (0–30)                   | 17.5  |   |       | Strength of insolvency framework index (0–16) | 6.0         |
| <b>ETHIOPIA</b>   |       | <b>Sub-Saharan Africa</b>                       |       | <b>GNI per capita (US\$)</b>                  |             |
| Ease of doing business rank (1–190)                           | 159   | Ease of doing business score (0–100)            | 49.06 | Population                                    | 104,957,438 |
| ✓ <b>Starting a business</b> (rank)                           | 167   | <b>Getting credit</b> (rank)                    | 175   | <b>Trading across borders</b> (rank)          | 154         |
| Score for starting a business (0–100)                         | 70.79 | Score for getting credit (0–100)                | 15.00 | Score for trading across borders (0–100)      | 56.00       |
| Procedures (number)   | 11    | Strength of legal rights index (0–12)           | 3     | Time to export                                |             |
| Time (days)   | 32    | Depth of credit information index (0–8)         | 0     | Documentary compliance (hours)                | 76          |
| Cost (% of income per capita)                                 | 52.7  | Credit bureau coverage (% of adults)            | 0.0   | Border compliance (hours)                     | 51          |
| Minimum capital (% of income per capita)                      | 0.0   | Credit registry coverage (% of adults)          | 0.4   | Cost to export                                |             |
|   |       |   |       | Documentary compliance (US\$)                 | 175         |
| ✓ <b>Dealing with construction permits</b> (rank)             | 168   | <b>Protecting minority investors</b> (rank)     | 178   | Border compliance (US\$)                      | 172         |
| Score for dealing with construction permits (0–100)           | 52.84 | Score for protecting minority investors (0–100) | 28.33 | Time to import                                |             |
| Procedures (number)   | 13    | Extent of disclosure index (0–10)               | 3     | Documentary compliance (hours)                | 194         |
| Time (days)   | 134   | Extent of director liability index (0–10)       | 0     | Border compliance (hours)                     | 72          |
| Cost (% of warehouse value)                                   | 14.4  | Ease of shareholder suits index (0–10)          | 2     | Cost to import                                |             |
| Building quality control index (0–15)                         | 7.0   | Extent of shareholder rights index (0–10)       | 5     | Documentary compliance (US\$)                 | 750         |
|   |       | Extent of ownership and control index (0–10)    | 3     | Border compliance (US\$)                      | 120         |
|   |       | Extent of corporate transparency index (0–10)   | 4     |   |             |
| <b>Getting electricity</b> (rank)                             | 131   | <b>Paying taxes</b> (rank)                      | 130   | ✓ <b>Enforcing contracts</b> (rank)           | 60          |
| Score for getting electricity (0–100)                         | 59.71 | Score for getting credit (0–100)                | 63.26 | Score for enforcing contracts (0–100)         | 62.77       |
| Procedures (number)   | 4     | Payments (number per year)                      | 29    | Time (days)                                   | 530         |
| Time (days)   | 95    | Time (hours per year)                           | 300   | Cost (% of claim value)                       | 15.2        |
| Cost (% of income per capita)                                 | 891.8 | Total tax and contribution rate (% of profit)   | 37.7  | Quality of judicial processes index (0–18)    | 7.0         |
| Reliability of supply and transparency of tariffs index (0–8) | 0     | Postfiling index (0–100)                        | 51.56 |   |             |
| <b>Registering property</b> (rank)                            | 144   |   |       | <b>Resolving insolvency</b> (rank)            | 148         |
| Score for registering property (0–100)                        | 51.33 |   |       | Score for resolving insolvency (0–100)        | 30.53       |
| Procedures (number)   | 7     |   |       | Time (years)                                  | 3.0         |
| Time (days)   | 52    |   |       | Cost (% of estate)                            | 14.5        |
| Cost (% of property value)                                    | 6.0   |   |       | Recovery rate (cents on the dollar)           | 27.7        |
| Quality of land administration index (0–30)                   | 6.0   |   |       | Strength of insolvency framework index (0–16) | 5.0         |

Note: Most indicator sets refer to a case scenario in the largest business city of an economy, though for 11 economies the data are a population-weighted average for the two largest business cities. For some indicators a result of "no practice" may be recorded for an economy; see the data notes for more details. In starting a business, procedures (number), time (days) and cost (% of income per capita) are calculated as the average of both men and women. For the postfiling index, a result of "not applicable" may be recorded for an economy.



✓ Reform making it easier to do business ✗ Change making it more difficult to do business

| FIJI  |         | East Asia & Pacific                             |       | GNI per capita (US\$)                         |            |
|---|---------|---|-------|---|------------|
| Ease of doing business rank (1–190)                           | 101     | Ease of doing business score (0–100)            | 61.15 | Population                                    | 905,502    |
| <b>Starting a business</b> (rank)                             | 161     | <b>Getting credit</b> (rank)                    | 161   | <b>Trading across borders</b> (rank)          | 79         |
| Score for starting a business (0–100)                         | 73.39   | Score for getting credit (0–100)                | 25.00 | Score for trading across borders (0–100)      | 77.57      |
| Procedures (number)   | 11      | Strength of legal rights index (0–12)           | 5     | Time to export                                |            |
| Time (days)   | 40      | Depth of credit information index (0–8)         | 0     | Documentary compliance (hours)                | 56         |
| Cost (% of income per capita)                                 | 15.9    | Credit bureau coverage (% of adults)            | 0.0   | Border compliance (hours)                     | 56         |
| Minimum capital (% of income per capita)                      | 0.0     | Credit registry coverage (% of adults)          | 0.0   | Cost to export                                |            |
|   |         |   |       | Documentary compliance (US\$)                 | 76         |
| <b>Dealing with construction permits</b> (rank)               | 102     | <b>Protecting minority investors</b> (rank)     | 99    | Border compliance (US\$)                      | 317        |
| Score for dealing with construction permits (0–100)           | 67.72   | Score for protecting minority investors (0–100) | 51.67 | Time to import                                |            |
| Procedures (number)   | 15      | Extent of disclosure index (0–10)               | 2     | Documentary compliance (hours)                | 34         |
| Time (days)   | 141     | Extent of director liability index (0–10)       | 8     | Border compliance (hours)                     | 42         |
| Cost (% of warehouse value)                                   | 0.5     | Ease of shareholder suits index (0–10)          | 7     | Cost to import                                |            |
| Building quality control index (0–15)                         | 7.0     | Extent of shareholder rights index (0–10)       | 5     | Documentary compliance (US\$)                 | 58         |
|   |         | Extent of ownership and control index (0–10)    | 4     | Border compliance (US\$)                      | 320        |
|   |         | Extent of corporate transparency index (0–10)   | 5     |   |            |
| <b>Getting electricity</b> (rank)                             | 93      | <b>Paying taxes</b> (rank)                      | 98    | <b>Enforcing contracts</b> (rank)             | 97         |
| Score for getting electricity (0–100)                         | 72.45   | Score for getting credit (0–100)                | 71.02 | Score for enforcing contracts (0–100)         | 57.05      |
| Procedures (number)   | 4       | Score for paying taxes (0–100)                  | 71.02 | Time (days)                                   | 397        |
| Time (days)   | 81      | Payments (number per year)                      | 38    | Cost (% of claim value)                       | 42.6       |
| Cost (% of income per capita)                                 | 1,307.7 | Time (hours per year)                           | 247   | Quality of judicial processes index (0–18)    | 7.5        |
| Reliability of supply and transparency of tariffs index (0–8) | 4       | Total tax and contribution rate (% of profit)   | 32.2  |   |            |
|   |         | Postfiling index (0–100)                        | 81.62 | <b>Resolving insolvency</b> (rank)            | 96         |
| <b>Registering property</b> (rank)                            | 57      |   |       | Score for resolving insolvency (0–100)        | 43.77      |
| Score for registering property (0–100)                        | 71.86   |   |       | Time (years)                                  | 1.8        |
| Procedures (number)   | 4       |   |       | Cost (% of estate)                            | 10.0       |
| Time (days)   | 69      |   |       | Recovery rate (cents on the dollar)           | 46.5       |
| Cost (% of property value)                                    | 3.0     |   |       | Strength of insolvency framework index (0–16) | 6.0        |
| Quality of land administration index (0–30)                   | 19.5    |   |       |   |            |
| FINLAND   |         | OECD high income                                |       | GNI per capita (US\$)                         |            |
| Ease of doing business rank (1–190)                           | 17      | Ease of doing business score (0–100)            | 80.35 | Population                                    | 5,511,303  |
| <b>Starting a business</b> (rank)                             | 43      | <b>Getting credit</b> (rank)                    | 60    | <b>Trading across borders</b> (rank)          | 34         |
| Score for starting a business (0–100)                         | 92.43   | Score for getting credit (0–100)                | 65.00 | Score for trading across borders (0–100)      | 92.44      |
| Procedures (number)   | 3       | Strength of legal rights index (0–12)           | 7     | Time to export                                |            |
| Time (days)   | 17      | Depth of credit information index (0–8)         | 6     | Documentary compliance (hours)                | 2          |
| Cost (% of income per capita)                                 | 0.8     | Credit bureau coverage (% of adults)            | 21.4  | Border compliance (hours)                     | 36         |
| Minimum capital (% of income per capita)                      | 6.1     | Credit registry coverage (% of adults)          | 0.0   | Cost to export                                |            |
|   |         |   |       | Documentary compliance (US\$)                 | 70         |
| <b>Dealing with construction permits</b> (rank)               | 34      | <b>Protecting minority investors</b> (rank)     | 72    | Border compliance (US\$)                      | 213        |
| Score for dealing with construction permits (0–100)           | 75.79   | Score for protecting minority investors (0–100) | 58.33 | Time to import                                |            |
| Procedures (number)   | 17      | Extent of disclosure index (0–10)               | 6     | Documentary compliance (hours)                | 1          |
| Time (days)   | 65      | Extent of director liability index (0–10)       | 4     | Border compliance (hours)                     | 2          |
| Cost (% of warehouse value)                                   | 0.9     | Ease of shareholder suits index (0–10)          | 8     | Cost to import                                |            |
| Building quality control index (0–15)                         | 10.0    | Extent of shareholder rights index (0–10)       | 6     | Documentary compliance (US\$)                 | 0          |
|   |         | Extent of ownership and control index (0–10)    | 2     | Border compliance (US\$)                      | 0          |
|   |         | Extent of corporate transparency index (0–10)   | 9     |   |            |
| <b>Getting electricity</b> (rank)                             | 25      | ✓ <b>Paying taxes</b> (rank)                    | 11    | <b>Enforcing contracts</b> (rank)             | 46         |
| Score for getting electricity (0–100)                         | 88.98   | Score for paying taxes (0–100)                  | 90.64 | Score for enforcing contracts (0–100)         | 66.40      |
| Procedures (number)   | 5       | Payments (number per year)                      | 8     | Time (days)                                   | 485        |
| Time (days)   | 42      | Time (hours per year)                           | 90    | Cost (% of claim value)                       | 16.2       |
| Cost (% of income per capita)                                 | 25.9    | Total tax and contribution rate (% of profit)   | 37.3  | Quality of judicial processes index (0–18)    | 8.5        |
| Reliability of supply and transparency of tariffs index (0–8) | 8       | Postfiling index (0–100)                        | 93.09 |   |            |
| <b>Registering property</b> (rank)                            | 28      |   |       | <b>Resolving insolvency</b> (rank)            | 2          |
| Score for registering property (0–100)                        | 80.73   |   |       | Score for resolving insolvency (0–100)        | 92.81      |
| Procedures (number)   | 3       |   |       | Time (years)                                  | 0.9        |
| Time (days)   | 47      |   |       | Cost (% of estate)                            | 3.5        |
| Cost (% of property value)                                    | 4.0     |   |       | Recovery rate (cents on the dollar)           | 88.3       |
| Quality of land administration index (0–30)                   | 26.5    |   |       | Strength of insolvency framework index (0–16) | 14.5       |
| FRANCE  |         | OECD high income                                |       | GNI per capita (US\$)                         |            |
| Ease of doing business rank (1–190)                           | 32      | Ease of doing business score (0–100)            | 77.29 | Population                                    | 67,118,648 |
| <b>Starting a business</b> (rank)                             | 30      | <b>Getting credit</b> (rank)                    | 99    | <b>Trading across borders</b> (rank)          | 1          |
| Score for starting a business (0–100)                         | 93.27   | Score for getting credit (0–100)                | 50.00 | Score for trading across borders (0–100)      | 100.00     |
| Procedures (number)   | 5       | Strength of legal rights index (0–12)           | 4     | Time to export                                |            |
| Time (days)   | 3.5     | Depth of credit information index (0–8)         | 6     | Documentary compliance (hours)                | 1          |
| Cost (% of income per capita)                                 | 0.7     | Credit bureau coverage (% of adults)            | 0.0   | Border compliance (hours)                     | 0          |
| Minimum capital (% of income per capita)                      | 0.0     | Credit registry coverage (% of adults)          | 47.1  | Cost to export                                |            |
|   |         |   |       | Documentary compliance (US\$)                 | 0          |
| <b>Dealing with construction permits</b> (rank)               | 19      | <b>Protecting minority investors</b> (rank)     | 38    | Border compliance (US\$)                      | 0          |
| Score for dealing with construction permits (0–100)           | 79.30   | Score for protecting minority investors (0–100) | 66.67 | Time to import                                |            |
| Procedures (number)   | 9       | Extent of disclosure index (0–10)               | 8     | Documentary compliance (hours)                | 1          |
| Time (days)   | 183     | Extent of director liability index (0–10)       | 3     | Border compliance (hours)                     | 0          |
| Cost (% of warehouse value)                                   | 3.0     | Ease of shareholder suits index (0–10)          | 6     | Cost to import                                |            |
| Building quality control index (0–15)                         | 14.0    | Extent of shareholder rights index (0–10)       | 5     | Documentary compliance (US\$)                 | 0          |
|   |         | Extent of ownership and control index (0–10)    | 8     | Border compliance (US\$)                      | 0          |
|   |         | Extent of corporate transparency index (0–10)   | 10    |   |            |
| ✓ <b>Getting electricity</b> (rank)                           | 14      | ✓ <b>Paying taxes</b> (rank)                    | 55    | <b>Enforcing contracts</b> (rank)             | 12         |
| Score for getting electricity (0–100)                         | 92.01   | Score for paying taxes (0–100)                  | 79.31 | Score for enforcing contracts (0–100)         | 74.89      |
| Procedures (number)   | 4       | Payments (number per year)                      | 9     | Time (days)                                   | 395        |
| Time (days)   | 53      | Time (hours per year)                           | 139   | Cost (% of claim value)                       | 17.4       |
| Cost (% of income per capita)                                 | 5.8     | Total tax and contribution rate (% of profit)   | 60.4  | Quality of judicial processes index (0–18)    | 12.0       |
| Reliability of supply and transparency of tariffs index (0–8) | 8       | Postfiling index (0–100)                        | 92.40 |   |            |
| ✓ <b>Registering property</b> (rank)                          | 96      |   |       | <b>Resolving insolvency</b> (rank)            | 28         |
| Score for registering property (0–100)                        | 63.33   |   |       | Score for resolving insolvency (0–100)        | 74.08      |
| Procedures (number)   | 8       |   |       | Time (years)                                  | 1.9        |
| Time (days)   | 42      |   |       | Cost (% of estate)                            | 9.0        |
| Cost (% of property value)                                    | 7.3     |   |       | Recovery rate (cents on the dollar)           | 73.8       |
| Quality of land administration index (0–30)                   | 24.0    |   |       | Strength of insolvency framework index (0–16) | 11.0       |

Note: Most indicator sets refer to a case scenario in the largest business city of an economy, though for 11 economies the data are a population-weighted average for the two largest business cities. For some indicators a result of “no practice” may be recorded for an economy; see the data notes for more details. In starting a business, procedures (number), time (days) and cost (% of income per capita) are calculated as the average of both men and women. For the postfiling index, a result of “not applicable” may be recorded for an economy.

✓ Reform making it easier to do business ✗ Change making it more difficult to do business

| <b>GABON</b>  |         | <b>Sub-Saharan Africa</b>                       |       | <b>GNI per capita (US\$)</b>                  |           |
|---|---------|---|-------|---|-----------|
| Ease of doing business rank (1–190)                           | 169     | Ease of doing business score (0–100)            | 45.58 | Population                                    | 2,025,137 |
| ✓ <b>Starting a business</b> (rank)                           | 124     | <b>Getting credit</b> (rank)                    | 124   | <b>Trading across borders</b> (rank)          | 170       |
| Score for starting a business (0–100)                         | 82.59   | Score for getting credit (0–100)                | 40.00 | Score for trading across borders (0–100)      | 43.94     |
| Procedures (number)   | 7       | Strength of legal rights index (0–12)           | 6     | Time to export                                |           |
| Time (days)   | 31      | Depth of credit information index (0–8)         | 2     | Documentary compliance (hours)                | 60        |
| Cost (% of income per capita)                                 | 6.1     | Credit bureau coverage (% of adults)            | 0.0   | Border compliance (hours)                     | 96        |
| Minimum capital (% of income per capita)                      | 2.5     | Credit registry coverage (% of adults)          | 29.0  | Cost to export                                |           |
|   |         |   |       | Documentary compliance (US\$)                 | 200       |
| ✓ <b>Dealing with construction permits</b> (rank)             | 144     | <b>Protecting minority investors</b> (rank)     | 161   | Border compliance (US\$)                      | 1,633     |
| Score for dealing with construction permits (0–100)           | 59.23   | Score for protecting minority investors (0–100) | 38.33 | Time to import                                |           |
| Procedures (number)   | 14      | Extent of disclosure index (0–10)               | 7     | Documentary compliance (hours)                | 120       |
| Time (days)   | 276     | Extent of director liability index (0–10)       | 1     | Border compliance (hours)                     | 84        |
| Cost (% of warehouse value)                                   | 1.0     | Ease of shareholder suits index (0–10)          | 4     | Cost to import                                |           |
| Building quality control index (0–15)                         | 7.5     | Extent of shareholder rights index (0–10)       | 4     | Documentary compliance (US\$)                 | 170       |
|   |         | Extent of ownership and control index (0–10)    | 3     | Border compliance (US\$)                      | 1,320     |
|   |         | Extent of corporate transparency index (0–10)   | 4     |   |           |
| ✓ <b>Getting electricity</b> (rank)                           | 161     | ✗ <b>Paying taxes</b> (rank)                    | 183   | ✓ <b>Enforcing contracts</b> (rank)           | 180       |
| Score for getting electricity (0–100)                         | 49.58   | Score for paying taxes (0–100)                  | 35.92 | Score for enforcing contracts (0–100)         | 32.84     |
| Procedures (number)   | 7       | Payments (number per year)                      | 50    | Time (days)                                   | 1,160     |
| Time (days)   | 148     | Time (hours per year)                           | 632   | Cost (% of claim value)                       | 34.3      |
| Cost (% of income per capita)                                 | 1,294.9 | Total tax and contribution rate (% of profit)   | 47.1  | Quality of judicial processes index (0–18)    | 4.0       |
| Reliability of supply and transparency of tariffs index (0–8) | 3       | Postfiling index (0–100)                        | 42.47 |   |           |
| ✓ <b>Registering property</b> (rank)                          | 178     |   |       | <b>Resolving insolvency</b> (rank)            | 129       |
| Score for registering property (0–100)                        | 37.09   |   |       | Score for resolving insolvency (0–100)        | 36.29     |
| Procedures (number)   | 6       |   |       | Time (years)                                  | 5.0       |
| Time (days)   | 102     |   |       | Cost (% of estate)                            | 14.5      |
| Cost (% of property value)                                    | 11.5    |   |       | Recovery rate (cents on the dollar)           | 15.2      |
| Quality of land administration index (0–30)                   | 4.5     |   |       | Strength of insolvency framework index (0–16) | 9.0       |
| <b>GAMBIA, THE</b>  |         | <b>Sub-Saharan Africa</b>                       |       | <b>GNI per capita (US\$)</b>                  |           |
| Ease of doing business rank (1–190)                           | 149     | Ease of doing business score (0–100)            | 51.72 | Population                                    | 2,100,568 |
| <b>Starting a business</b> (rank)                             | 169     | <b>Getting credit</b> (rank)                    | 134   | <b>Trading across borders</b> (rank)          | 113       |
| Score for starting a business (0–100)                         | 69.91   | Score for getting credit (0–100)                | 35.00 | Score for trading across borders (0–100)      | 67.81     |
| Procedures (number)   | 7       | Strength of legal rights index (0–12)           | 7     | Time to export                                |           |
| Time (days)   | 25      | Depth of credit information index (0–8)         | 0     | Documentary compliance (hours)                | 48        |
| Cost (% of income per capita)                                 | 120.9   | Credit bureau coverage (% of adults)            | 0.0   | Border compliance (hours)                     | 109       |
| Minimum capital (% of income per capita)                      | 0.0     | Credit registry coverage (% of adults)          | 0.0   | Cost to export                                |           |
|   |         |   |       | Documentary compliance (US\$)                 | 133       |
| <b>Dealing with construction permits</b> (rank)               | 123     | <b>Protecting minority investors</b> (rank)     | 165   | Border compliance (US\$)                      | 381       |
| Score for dealing with construction permits (0–100)           | 64.51   | Score for protecting minority investors (0–100) | 36.67 | Time to import                                |           |
| Procedures (number)   | 12      | Extent of disclosure index (0–10)               | 2     | Documentary compliance (hours)                | 32        |
| Time (days)   | 144     | Extent of director liability index (0–10)       | 5     | Border compliance (hours)                     | 87        |
| Cost (% of warehouse value)                                   | 2.0     | Ease of shareholder suits index (0–10)          | 5     | Cost to import                                |           |
| Building quality control index (0–15)                         | 4.5     | Extent of shareholder rights index (0–10)       | 4     | Documentary compliance (US\$)                 | 152       |
|   |         | Extent of ownership and control index (0–10)    | 1     | Border compliance (US\$)                      | 326       |
|   |         | Extent of corporate transparency index (0–10)   | 5     |   |           |
| <b>Getting electricity</b> (rank)                             | 160     | <b>Paying taxes</b> (rank)                      | 169   | <b>Enforcing contracts</b> (rank)             | 117       |
| Score for getting electricity (0–100)                         | 50.12   | Score for paying taxes (0–100)                  | 49.34 | Score for enforcing contracts (0–100)         | 53.91     |
| Procedures (number)   | 5       | Payments (number per year)                      | 49    | Time (days)                                   | 407       |
| Time (days)   | 78      | Time (hours per year)                           | 326   | Cost (% of claim value)                       | 37.9      |
| Cost (% of income per capita)                                 | 3,248.9 | Total tax and contribution rate (% of profit)   | 51.3  | Quality of judicial processes index (0–18)    | 5.0       |
| Reliability of supply and transparency of tariffs index (0–8) | 0       | Postfiling index (0–100)                        | 53.46 |   |           |
| <b>Registering property</b> (rank)                            | 132     |   |       | <b>Resolving insolvency</b> (rank)            | 128       |
| Score for registering property (0–100)                        | 53.29   |   |       | Score for resolving insolvency (0–100)        | 36.59     |
| Procedures (number)   | 5       |   |       | Time (years)                                  | 2.0       |
| Time (days)   | 66      |   |       | Cost (% of estate)                            | 14.5      |
| Cost (% of property value)                                    | 7.6     |   |       | Recovery rate (cents on the dollar)           | 27.3      |
| Quality of land administration index (0–30)                   | 8.5     |   |       | Strength of insolvency framework index (0–16) | 7.0       |
| <b>GEORGIA</b>  |         | <b>Europe &amp; Central Asia</b>                |       | <b>GNI per capita (US\$)</b>                  |           |
| Ease of doing business rank (1–190)                           | 6       | Ease of doing business score (0–100)            | 83.28 | Population                                    | 3,717,100 |
| ✓ <b>Starting a business</b> (rank)                           | 2       | <b>Getting credit</b> (rank)                    | 12    | <b>Trading across borders</b> (rank)          | 43        |
| Score for starting a business (0–100)                         | 99.34   | Score for getting credit (0–100)                | 85.00 | Score for trading across borders (0–100)      | 90.03     |
| Procedures (number)   | 1       | Strength of legal rights index (0–12)           | 9     | Time to export                                |           |
| Time (days)   | 2       | Depth of credit information index (0–8)         | 8     | Documentary compliance (hours)                | 2         |
| Cost (% of income per capita)                                 | 2.2     | Credit bureau coverage (% of adults)            | 100.0 | Border compliance (hours)                     | 6         |
| Minimum capital (% of income per capita)                      | 0.0     | Credit registry coverage (% of adults)          | 0.0   | Cost to export                                |           |
|   |         |   |       | Documentary compliance (US\$)                 | 0         |
| <b>Dealing with construction permits</b> (rank)               | 27      | <b>Protecting minority investors</b> (rank)     | 2     | Border compliance (US\$)                      | 112       |
| Score for dealing with construction permits (0–100)           | 77.61   | Score for protecting minority investors (0–100) | 81.67 | Time to import                                |           |
| Procedures (number)   | 11      | Extent of disclosure index (0–10)               | 9     | Documentary compliance (hours)                | 2         |
| Time (days)   | 63      | Extent of director liability index (0–10)       | 6     | Border compliance (hours)                     | 15        |
| Cost (% of warehouse value)                                   | 0.3     | Ease of shareholder suits index (0–10)          | 9     | Cost to import                                |           |
| Building quality control index (0–15)                         | 7.0     | Extent of shareholder rights index (0–10)       | 7     | Documentary compliance (US\$)                 | 189       |
|   |         | Extent of ownership and control index (0–10)    | 9     | Border compliance (US\$)                      | 396       |
|   |         | Extent of corporate transparency index (0–10)   | 9     |   |           |
| <b>Getting electricity</b> (rank)                             | 39      | ✓ <b>Paying taxes</b> (rank)                    | 16    | ✓ <b>Enforcing contracts</b> (rank)           | 8         |
| Score for getting electricity (0–100)                         | 84.38   | Score for paying taxes (0–100)                  | 89.03 | Score for enforcing contracts (0–100)         | 76.90     |
| Procedures (number)   | 3       | Payments (number per year)                      | 5     | Time (days)                                   | 285       |
| Time (days)   | 71      | Time (hours per year)                           | 220   | Cost (% of claim value)                       | 25.0      |
| Cost (% of income per capita)                                 | 157.4   | Total tax and contribution rate (% of profit)   | 9.9   | Quality of judicial processes index (0–18)    | 13.0      |
| Reliability of supply and transparency of tariffs index (0–8) | 5       | Postfiling index (0–100)                        | 85.89 |   |           |
| <b>Registering property</b> (rank)                            | 4       |   |       | <b>Resolving insolvency</b> (rank)            | 60        |
| Score for registering property (0–100)                        | 92.86   |   |       | Score for resolving insolvency (0–100)        | 56.03     |
| Procedures (number)   | 1       |   |       | Time (years)                                  | 2.0       |
| Time (days)   | 1       |   |       | Cost (% of estate)                            | 10.0      |
| Cost (% of property value)                                    | 0.0     |   |       | Recovery rate (cents on the dollar)           | 40.2      |
| Quality of land administration index (0–30)                   | 21.5    |   |       | Strength of insolvency framework index (0–16) | 11.0      |

Note: Most indicator sets refer to a case scenario in the largest business city of an economy, though for 11 economies the data are a population-weighted average for the two largest business cities. For some indicators a result of "no practice" may be recorded for an economy; see the data notes for more details. In starting a business, procedures (number), time (days) and cost (% of income per capita) are calculated as the average of both men and women. For the postfiling index, a result of "not applicable" may be recorded for an economy.

✓ Reform making it easier to do business ✗ Change making it more difficult to do business

| <b>GERMANY</b>  |       | <b>OECD high income</b>                         |       | <b>GNI per capita (US\$)</b>                  |            |
|---|-------|---|-------|---|------------|
| Ease of doing business rank (1–190)                           | 24    | Ease of doing business score (0–100)            | 78.90 | Population                                    | 82,695,000 |
| <b>Starting a business</b> (rank)                             | 114   | <b>Getting credit</b> (rank)                    | 44    | <b>Trading across borders</b> (rank)          | 40         |
| Score for starting a business (0–100)                         | 83.58 | Score for getting credit (0–100)                | 70.00 | Score for trading across borders (0–100)      | 91.77      |
| Procedures (number)   | 9     | Strength of legal rights index (0–12)           | 6     | Time to export                                |            |
| Time (days)   | 8     | Depth of credit information index (0–8)         | 8     | Documentary compliance (hours)                | 1          |
| Cost (% of income per capita)                                 | 6.7   | Credit bureau coverage (% of adults)            | 100.0 | Border compliance (hours)                     | 36         |
| Minimum capital (% of income per capita)                      | 31.0  | Credit registry coverage (% of adults)          | 2.0   | Cost to export                                |            |
|   |       |   |       | Documentary compliance (US\$)                 | 45         |
| <b>Dealing with construction permits</b> (rank)               | 24    | <b>Protecting minority investors</b> (rank)     | 72    | Border compliance (US\$)                      | 345        |
| Score for dealing with construction permits (0–100)           | 78.16 | Score for protecting minority investors (0–100) | 58.33 | Time to import                                |            |
| Procedures (number)   | 9     | Extent of disclosure index (0–10)               | 5     | Documentary compliance (hours)                | 1          |
| Time (days)   | 126   | Extent of director liability index (0–10)       | 5     | Border compliance (hours)                     | 0          |
| Cost (% of warehouse value)                                   | 1.2   | Ease of shareholder suits index (0–10)          | 5     | Cost to import                                |            |
| Building quality control index (0–15)                         | 9.5   | Extent of shareholder rights index (0–10)       | 7     | Documentary compliance (US\$)                 | 0          |
|   |       | Extent of ownership and control index (0–10)    | 6     | Border compliance (US\$)                      | 0          |
| <b>Getting electricity</b> (rank)                             | 5     | Extent of corporate transparency index (0–10)   | 7     |   |            |
| Score for getting electricity (0–100)                         | 98.79 |   |       | <b>Enforcing contracts</b> (rank)             | 26         |
| Procedures (number)   | 3     | <b>Paying taxes</b> (rank)                      | 43    | Score for enforcing contracts (0–100)         | 70.39      |
| Time (days)   | 28    | Score for paying taxes (0–100)                  | 82.11 | Time (days)                                   | 499        |
| Cost (% of income per capita)                                 | 38.5  | Payments (number per year)                      | 9     | Cost (% of claim value)                       | 14.4       |
| Reliability of supply and transparency of tariffs index (0–8) | 8     | Time (hours per year)                           | 218   | Quality of judicial processes index (0–18)    | 10.5       |
|   |       | Total tax and contribution rate (% of profit)   | 49.0  |   |            |
| <b>Registering property</b> (rank)                            | 78    | Postfiling index (0–100)                        | 97.67 | <b>Resolving insolvency</b> (rank)            | 4          |
| Score for registering property (0–100)                        | 65.70 |   |       | Score for resolving insolvency (0–100)        | 90.12      |
| Procedures (number)   | 6     |   |       | Time (years)                                  | 1.2        |
| Time (days)   | 52    |   |       | Cost (% of estate)                            | 8.0        |
| Cost (% of property value)                                    | 6.7   |   |       | Recovery rate (cents on the dollar)           | 80.4       |
| Quality of land administration index (0–30)                   | 22.0  |   |       | Strength of insolvency framework index (0–16) | 15.0       |
| <b>GHANA</b>  |       | <b>Sub-Saharan Africa</b>                       |       | <b>GNI per capita (US\$)</b>                  |            |
| Ease of doing business rank (1–190)                           | 114   | Ease of doing business score (0–100)            | 59.22 | Population                                    | 28,833,629 |
| <b>Starting a business</b> (rank)                             | 108   | <b>Getting credit</b> (rank)                    | 73    | ✓ <b>Trading across borders</b> (rank)        | 156        |
| Score for starting a business (0–100)                         | 84.29 | Score for getting credit (0–100)                | 60.00 | Score for trading across borders (0–100)      | 54.84      |
| Procedures (number)   | 8     | Strength of legal rights index (0–12)           | 6     | Time to export                                |            |
| Time (days)   | 14    | Depth of credit information index (0–8)         | 6     | Documentary compliance (hours)                | 89         |
| Cost (% of income per capita)                                 | 15.5  | Credit bureau coverage (% of adults)            | 22.4  | Border compliance (hours)                     | 108        |
| Minimum capital (% of income per capita)                      | 1.4   | Credit registry coverage (% of adults)          | 0.0   | Cost to export                                |            |
|   |       |   |       | Documentary compliance (US\$)                 | 155        |
| ✓ <b>Dealing with construction permits</b> (rank)             | 115   | <b>Protecting minority investors</b> (rank)     | 99    | Border compliance (US\$)                      | 490        |
| Score for dealing with construction permits (0–100)           | 66.16 | Score for protecting minority investors (0–100) | 51.67 | Time to import                                |            |
| Procedures (number)   | 16    | Extent of disclosure index (0–10)               | 7     | Documentary compliance (hours)                | 36         |
| Time (days)   | 170   | Extent of director liability index (0–10)       | 5     | Border compliance (hours)                     | 80         |
| Cost (% of warehouse value)                                   | 4.6   | Ease of shareholder suits index (0–10)          | 7     | Cost to import                                |            |
| Building quality control index (0–15)                         | 11.0  | Extent of shareholder rights index (0–10)       | 6     | Documentary compliance (US\$)                 | 474        |
|   |       | Extent of ownership and control index (0–10)    | 3     | Border compliance (US\$)                      | 553        |
| <b>Getting electricity</b> (rank)                             | 86    | Extent of corporate transparency index (0–10)   | 3     |   |            |
| Score for getting electricity (0–100)                         | 74.02 | <b>Paying taxes</b> (rank)                      | 115   | <b>Enforcing contracts</b> (rank)             | 116        |
| Procedures (number)   | 4     | Score for paying taxes (0–100)                  | 66.77 | Score for enforcing contracts (0–100)         | 54.00      |
| Time (days)   | 78    | Payments (number per year)                      | 31    | Time (days)                                   | 710        |
| Cost (% of income per capita)                                 | 906.0 | Time (hours per year)                           | 224   | Cost (% of claim value)                       | 23.0       |
| Reliability of supply and transparency of tariffs index (0–8) | 4     | Total tax and contribution rate (% of profit)   | 32.4  | Quality of judicial processes index (0–18)    | 6.5        |
|   |       | Postfiling index (0–100)                        | 49.54 | <b>Resolving insolvency</b> (rank)            | 160        |
| <b>Registering property</b> (rank)                            | 123   |   |       | Score for resolving insolvency (0–100)        | 24.94      |
| Score for registering property (0–100)                        | 55.54 |   |       | Time (years)                                  | 1.9        |
| Procedures (number)   | 6     |   |       | Cost (% of estate)                            | 22.0       |
| Time (days)   | 47    |   |       | Recovery rate (cents on the dollar)           | 23.1       |
| Cost (% of property value)                                    | 6.1   |   |       | Strength of insolvency framework index (0–16) | 4.0        |
| Quality of land administration index (0–30)                   | 8.0   |   |       |   |            |
| <b>GREECE</b>   |       | <b>OECD high income</b>                         |       | <b>GNI per capita (US\$)</b>                  |            |
| Ease of doing business rank (1–190)                           | 72    | Ease of doing business score (0–100)            | 68.08 | Population                                    | 10,760,421 |
| <b>Starting a business</b> (rank)                             | 44    | <b>Getting credit</b> (rank)                    | 99    | <b>Trading across borders</b> (rank)          | 31         |
| Score for starting a business (0–100)                         | 92.39 | Score for getting credit (0–100)                | 50.00 | Score for trading across borders (0–100)      | 93.72      |
| Procedures (number)   | 4     | Strength of legal rights index (0–12)           | 3     | Time to export                                |            |
| Time (days)   | 12.5  | Depth of credit information index (0–8)         | 7     | Documentary compliance (hours)                | 1          |
| Cost (% of income per capita)                                 | 1.5   | Credit bureau coverage (% of adults)            | 72.5  | Border compliance (hours)                     | 24         |
| Minimum capital (% of income per capita)                      | 0.0   | Credit registry coverage (% of adults)          | 0.0   | Cost to export                                |            |
|   |       |   |       | Documentary compliance (US\$)                 | 30         |
| ✓ <b>Dealing with construction permits</b> (rank)             | 39    | <b>Protecting minority investors</b> (rank)     | 51    | Border compliance (US\$)                      | 300        |
| Score for dealing with construction permits (0–100)           | 75.29 | Score for protecting minority investors (0–100) | 63.33 | Time to import                                |            |
| Procedures (number)   | 17    | Extent of disclosure index (0–10)               | 7     | Documentary compliance (hours)                | 1          |
| Time (days)   | 123   | Extent of director liability index (0–10)       | 4     | Border compliance (hours)                     | 1          |
| Cost (% of warehouse value)                                   | 1.9   | Ease of shareholder suits index (0–10)          | 5     | Cost to import                                |            |
| Building quality control index (0–15)                         | 13.0  | Extent of shareholder rights index (0–10)       | 7     | Documentary compliance (US\$)                 | 0          |
|   |       | Extent of ownership and control index (0–10)    | 7     | Border compliance (US\$)                      | 0          |
| <b>Getting electricity</b> (rank)                             | 79    | Extent of corporate transparency index (0–10)   | 8     |   |            |
| Score for getting electricity (0–100)                         | 75.97 | <b>Paying taxes</b> (rank)                      | 65    | <b>Enforcing contracts</b> (rank)             | 132        |
| Procedures (number)   | 7     | Score for paying taxes (0–100)                  | 76.89 | Score for enforcing contracts (0–100)         | 50.19      |
| Time (days)   | 55    | Payments (number per year)                      | 8     | Time (days)                                   | 1,580      |
| Cost (% of income per capita)                                 | 69.9  | Time (hours per year)                           | 193   | Cost (% of claim value)                       | 14.4       |
| Reliability of supply and transparency of tariffs index (0–8) | 7     | Total tax and contribution rate (% of profit)   | 51.9  | Quality of judicial processes index (0–18)    | 12.0       |
|   |       | Postfiling index (0–100)                        | 75.70 | <b>Resolving insolvency</b> (rank)            | 62         |
| ✗ <b>Registering property</b> (rank)                          | 153   |   |       | Score for resolving insolvency (0–100)        | 55.39      |
| Score for registering property (0–100)                        | 47.59 |   |       | Time (years)                                  | 3.5        |
| Procedures (number)   | 11    |   |       | Cost (% of estate)                            | 9.0        |
| Time (days)   | 20    |   |       | Recovery rate (cents on the dollar)           | 33.2       |
| Cost (% of property value)                                    | 4.8   |   |       | Strength of insolvency framework index (0–16) | 12.0       |
| Quality of land administration index (0–30)                   | 4.5   |   |       |   |            |

Note: Most indicator sets refer to a case scenario in the largest business city of an economy, though for 11 economies the data are a population-weighted average for the two largest business cities. For some indicators a result of “no practice” may be recorded for an economy; see the data notes for more details. In starting a business, procedures (number), time (days) and cost (% of income per capita) are calculated as the average of both men and women. For the postfiling index, a result of “not applicable” may be recorded for an economy.

✓ Reform making it easier to do business ✗ Change making it more difficult to do business

| <b>GRENADA</b>  |            | <b>Latin America &amp; Caribbean</b>            |              | <b>GNI per capita (US\$)</b>                  |                   |
|---|------------|---|--------------|---|-------------------|
| <b>Ease of doing business rank (1–190)</b>                    | <b>147</b> | <b>Ease of doing business score (0–100)</b>     | <b>52.71</b> | <b>Population</b>                             | <b>107,825</b>    |
| <b>Starting a business</b> (rank)                             | 85         | ✓ <b>Getting credit</b> (rank)                  | 144          | <b>Trading across borders</b> (rank)          | 135               |
| Score for starting a business (0–100)                         | 87.26      | Score for getting credit (0–100)                | 30.00        | Score for trading across borders (0–100)      | 61.52             |
| Procedures (number)   | 6          | Strength of legal rights index (0–12)           | 6            | Time to export                                |                   |
| Time (days)   | 15         | Depth of credit information index (0–8)         | 0            | Documentary compliance (hours)                | 13                |
| Cost (% of income per capita)                                 | 14.0       | Credit bureau coverage (% of adults)            | 0.0          | Border compliance (hours)                     | 101               |
| Minimum capital (% of income per capita)                      | 0.0        | Credit registry coverage (% of adults)          | 0.0          | Cost to export                                |                   |
|   |            |   |              | Documentary compliance (US\$)                 | 40                |
| <b>Dealing with construction permits</b> (rank)               | 130        | <b>Protecting minority investors</b> (rank)     | 132          | Border compliance (US\$)                      | 1,034             |
| Score for dealing with construction permits (0–100)           | 62.53      | Score for protecting minority investors (0–100) | 43.33        | Time to import                                |                   |
| Procedures (number)   | 15         | Extent of disclosure index (0–10)               | 4            | Documentary compliance (hours)                | 24                |
| Time (days)   | 146        | Extent of director liability index (0–10)       | 8            | Border compliance (hours)                     | 37                |
| Cost (% of warehouse value)                                   | 1.7        | Ease of shareholder suits index (0–10)          | 8            | Cost to import                                |                   |
| Building quality control index (0–15)                         | 5.0        | Extent of shareholder rights index (0–10)       | 3            | Documentary compliance (US\$)                 | 50                |
|   |            | Extent of ownership and control index (0–10)    | 2            | Border compliance (US\$)                      | 1,256             |
|   |            | Extent of corporate transparency index (0–10)   | 1            |   |                   |
| <b>Getting electricity</b> (rank)                             | 89         | <b>Paying taxes</b> (rank)                      | 142          | <b>Enforcing contracts</b> (rank)             | 80                |
| Score for getting electricity (0–100)                         | 73.34      | Score for getting credit (0–100)                | 59.62        | Score for enforcing contracts (0–100)         | 59.33             |
| Procedures (number)   | 5          | Payments (number per year)                      | 42           | Time (days)                                   | 688               |
| Time (days)   | 38         | Time (hours per year)                           | 140          | Cost (% of claim value)                       | 32.6              |
| Cost (% of income per capita)                                 | 169.4      | Total tax and contribution rate (% of profit)   | 47.8         | Quality of judicial processes index (0–18)    | 11.0              |
| Reliability of supply and transparency of tariffs index (0–8) | 3          | Postfiling index (0–100)                        | 48.85        |   |                   |
| <b>Registering property</b> (rank)                            | 146        |   |              | <b>Resolving insolvency</b> (rank)            | 168               |
| Score for registering property (0–100)                        | 50.14      |   |              | Score for resolving insolvency (0–100)        | 0.00              |
| Procedures (number)   | 8          |   |              | Time (years)                                  | no practice       |
| Time (days)   | 32         |   |              | Cost (% of estate)                            | no practice       |
| Cost (% of property value)                                    | 7.4        |   |              | Recovery rate (cents on the dollar)           | 0.0               |
| Quality of land administration index (0–30)                   | 7.0        |   |              | Strength of insolvency framework index (0–16) | 0.0               |
| <b>GUATEMALA</b>  |            | <b>Latin America &amp; Caribbean</b>            |              | <b>GNI per capita (US\$)</b>                  |                   |
| <b>Ease of doing business rank (1–190)</b>                    | <b>98</b>  | <b>Ease of doing business score (0–100)</b>     | <b>62.17</b> | <b>Population</b>                             | <b>16,913,503</b> |
| ✓ <b>Starting a business</b> (rank)                           | 89         | <b>Getting credit</b> (rank)                    | 22           | <b>Trading across borders</b> (rank)          | 83                |
| Score for starting a business (0–100)                         | 86.71      | Score for getting credit (0–100)                | 80.00        | Score for trading across borders (0–100)      | 77.15             |
| Procedures (number)   | 6          | Strength of legal rights index (0–12)           | 9            | Time to export                                |                   |
| Time (days)   | 15         | Depth of credit information index (0–8)         | 7            | Documentary compliance (hours)                | 48                |
| Cost (% of income per capita)                                 | 18.1       | Credit bureau coverage (% of adults)            | 7.0          | Border compliance (hours)                     | 36                |
| Minimum capital (% of income per capita)                      | 0.6        | Credit registry coverage (% of adults)          | 24.2         | Cost to export                                |                   |
|   |            |   |              | Documentary compliance (US\$)                 | 105               |
| <b>Dealing with construction permits</b> (rank)               | 122        | <b>Protecting minority investors</b> (rank)     | 174          | Border compliance (US\$)                      | 310               |
| Score for dealing with construction permits (0–100)           | 64.72      | Score for protecting minority investors (0–100) | 31.67        | Time to import                                |                   |
| Procedures (number)   | 11         | Extent of disclosure index (0–10)               | 3            | Documentary compliance (hours)                | 32                |
| Time (days)   | 230        | Extent of director liability index (0–10)       | 2            | Border compliance (hours)                     | 72                |
| Cost (% of warehouse value)                                   | 6.3        | Ease of shareholder suits index (0–10)          | 5            | Cost to import                                |                   |
| Building quality control index (0–15)                         | 11.0       | Extent of shareholder rights index (0–10)       | 5            | Documentary compliance (US\$)                 | 37                |
|   |            | Extent of ownership and control index (0–10)    | 1            | Border compliance (US\$)                      | 405               |
|   |            | Extent of corporate transparency index (0–10)   | 3            |   |                   |
| <b>Getting electricity</b> (rank)                             | 44         | <b>Paying taxes</b> (rank)                      | 102          | <b>Enforcing contracts</b> (rank)             | 176               |
| Score for getting electricity (0–100)                         | 84.12      | Score for getting credit (0–100)                | 70.30        | Score for enforcing contracts (0–100)         | 34.55             |
| Procedures (number)   | 5          | Payments (number per year)                      | 8            | Time (days)                                   | 1,402             |
| Time (days)   | 44         | Time (hours per year)                           | 248          | Cost (% of claim value)                       | 26.5              |
| Cost (% of income per capita)                                 | 515.4      | Total tax and contribution rate (% of profit)   | 35.2         | Quality of judicial processes index (0–18)    | 6.0               |
| Reliability of supply and transparency of tariffs index (0–8) | 7          | Postfiling index (0–100)                        | 33.04        |   |                   |
| <b>Registering property</b> (rank)                            | 86         |   |              | <b>Resolving insolvency</b> (rank)            | 156               |
| Score for registering property (0–100)                        | 64.90      |   |              | Score for resolving insolvency (0–100)        | 27.59             |
| Procedures (number)   | 7          |   |              | Time (years)                                  | 3.0               |
| Time (days)   | 24         |   |              | Cost (% of estate)                            | 14.5              |
| Cost (% of property value)                                    | 3.7        |   |              | Recovery rate (cents on the dollar)           | 28.0              |
| Quality of land administration index (0–30)                   | 13.5       |   |              | Strength of insolvency framework index (0–16) | 4.0               |
| <b>GUINEA</b>   |            | <b>Sub-Saharan Africa</b>                       |              | <b>GNI per capita (US\$)</b>                  |                   |
| <b>Ease of doing business rank (1–190)</b>                    | <b>152</b> | <b>Ease of doing business score (0–100)</b>     | <b>51.51</b> | <b>Population</b>                             | <b>12,717,176</b> |
| ✓ <b>Starting a business</b> (rank)                           | 111        | <b>Getting credit</b> (rank)                    | 144          | ✓ <b>Trading across borders</b> (rank)        | 167               |
| Score for starting a business (0–100)                         | 83.90      | Score for getting credit (0–100)                | 30.00        | Score for trading across borders (0–100)      | 47.82             |
| Procedures (number)   | 6          | Strength of legal rights index (0–12)           | 6            | Time to export                                |                   |
| Time (days)   | 15         | Depth of credit information index (0–8)         | 0            | Documentary compliance (hours)                | 139               |
| Cost (% of income per capita)                                 | 38.2       | Credit bureau coverage (% of adults)            | 0.0          | Border compliance (hours)                     | 72                |
| Minimum capital (% of income per capita)                      | 5.4        | Credit registry coverage (% of adults)          | 0.0          | Cost to export                                |                   |
|   |            |   |              | Documentary compliance (US\$)                 | 128               |
| ✓ <b>Dealing with construction permits</b> (rank)             | 50         | <b>Protecting minority investors</b> (rank)     | 149          | Border compliance (US\$)                      | 778               |
| Score for dealing with construction permits (0–100)           | 74.04      | Score for protecting minority investors (0–100) | 40.00        | Time to import                                |                   |
| Procedures (number)   | 15         | Extent of disclosure index (0–10)               | 7            | Documentary compliance (hours)                | 156               |
| Time (days)   | 151        | Extent of director liability index (0–10)       | 1            | Border compliance (hours)                     | 79                |
| Cost (% of warehouse value)                                   | 1.6        | Ease of shareholder suits index (0–10)          | 5            | Cost to import                                |                   |
| Building quality control index (0–15)                         | 12.0       | Extent of shareholder rights index (0–10)       | 4            | Documentary compliance (US\$)                 | 180               |
|   |            | Extent of ownership and control index (0–10)    | 3            | Border compliance (US\$)                      | 809               |
|   |            | Extent of corporate transparency index (0–10)   | 4            |   |                   |
| <b>Getting electricity</b> (rank)                             | 146        | <b>Paying taxes</b> (rank)                      | 181          | ✓ <b>Enforcing contracts</b> (rank)           | 118               |
| Score for getting electricity (0–100)                         | 55.54      | Score for getting credit (0–100)                | 38.93        | Score for enforcing contracts (0–100)         | 53.87             |
| Procedures (number)   | 4          | Payments (number per year)                      | 33           | Time (days)                                   | 311               |
| Time (days)   | 69         | Time (hours per year)                           | 400          | Cost (% of claim value)                       | 45.0              |
| Cost (% of income per capita)                                 | 3,160.3    | Total tax and contribution rate (% of profit)   | 61.4         | Quality of judicial processes index (0–18)    | 5.0               |
| Reliability of supply and transparency of tariffs index (0–8) | 0          | Postfiling index (0–100)                        | 12.77        |   |                   |
| ✓ <b>Registering property</b> (rank)                          | 138        |   |              | <b>Resolving insolvency</b> (rank)            | 116               |
| Score for registering property (0–100)                        | 51.92      |   |              | Score for resolving insolvency (0–100)        | 39.10             |
| Procedures (number)   | 6          |   |              | Time (years)                                  | 3.8               |
| Time (days)   | 44         |   |              | Cost (% of estate)                            | 8.0               |
| Cost (% of property value)                                    | 7.8        |   |              | Recovery rate (cents on the dollar)           | 20.4              |
| Quality of land administration index (0–30)                   | 6.5        |   |              | Strength of insolvency framework index (0–16) | 9.0               |

Note: Most indicator sets refer to a case scenario in the largest business city of an economy, though for 11 economies the data are a population-weighted average for the two largest business cities. For some indicators a result of "no practice" may be recorded for an economy; see the data notes for more details. In starting a business, procedures (number), time (days) and cost (% of income per capita) are calculated as the average of both men and women. For the postfiling index, a result of "not applicable" may be recorded for an economy.

✓ Reform making it easier to do business ✗ Change making it more difficult to do business

| GUINEA-BISSAU   |         | Sub-Saharan Africa                              |       | GNI per capita (US\$)                         |             |
|---|---------|---|-------|---|-------------|
| Ease of doing business rank (1–190)                           | 175     | Ease of doing business score (0–100)            | 42.85 | Population                                    | 1,861,283   |
| <b>Starting a business</b> (rank)                             | 158     | <b>Getting credit</b> (rank)                    | 144   | <b>Trading across borders</b> (rank)          | 144         |
| Score for starting a business (0–100)                         | 75.22   | Score for getting credit (0–100)                | 30.00 | Score for trading across borders (0–100)      | 59.60       |
| Procedures (number)   | 8.5     | Strength of legal rights index (0–12)           | 6     | Time to export                                |             |
| Time (days)   | 8.5     | Depth of credit information index (0–8)         | 0     | Documentary compliance (hours)                | 60          |
| Cost (% of income per capita)                                 | 91.0    | Credit bureau coverage (% of adults)            | 0.5   | Border compliance (hours)                     | 118         |
| Minimum capital (% of income per capita)                      | 6.0     | Credit registry coverage (% of adults)          | 0.2   | Cost to export                                |             |
|   |         |   |       | Documentary compliance (US\$)                 | 160         |
| <b>Dealing with construction permits</b> (rank)               | 178     | <b>Protecting minority investors</b> (rank)     | 140   | Border compliance (US\$)                      | 585         |
| Score for dealing with construction permits (0–100)           | 44.40   | Score for protecting minority investors (0–100) | 41.67 | Time to import                                |             |
| Procedures (number)   | 13      | Extent of disclosure index (0–10)               | 7     | Documentary compliance (hours)                | 36          |
| Time (days)   | 143     | Extent of director liability index (0–10)       | 1     | Border compliance (hours)                     | 84          |
| Cost (% of warehouse value)                                   | 24.6    | Ease of shareholder suits index (0–10)          | 6     | Cost to import                                |             |
| Building quality control index (0–15)                         | 6.5     | Extent of shareholder rights index (0–10)       | 4     | Documentary compliance (US\$)                 | 205         |
|   |         | Extent of ownership and control index (0–10)    | 3     | Border compliance (US\$)                      | 550         |
|   |         | Extent of corporate transparency index (0–10)   | 4     |   |             |
| <b>Getting electricity</b> (rank)                             | 180     | <b>Paying taxes</b> (rank)                      | 154   | ✓ <b>Enforcing contracts</b> (rank)           | 169         |
| Score for getting electricity (0–100)                         | 29.57   | Score for getting credit (0–100)                | 54.93 | Score for enforcing contracts (0–100)         | 38.61       |
| Procedures (number)   | 7       | Payments (number per year)                      | 46    | Time (days)                                   | 1,785       |
| Time (days)   | 257     | Time (hours per year)                           | 218   | Cost (% of claim value)                       | 28.0        |
| Cost (% of income per capita)                                 | 1,219.8 | Total tax and contribution rate (% of profit)   | 45.5  | Quality of judicial processes index (0–18)    | 8.5         |
| Reliability of supply and transparency of tariffs index (0–8) | 0       | Postfiling index (0–100)                        | 45.34 |   |             |
| <b>Registering property</b> (rank)                            | 128     |   |       | <b>Resolving insolvency</b> (rank)            | 168         |
| Score for registering property (0–100)                        | 54.50   |   |       | Score for resolving insolvency (0–100)        | 0.00        |
| Procedures (number)   | 5       |   |       | Time (years)                                  | no practice |
| Time (days)   | 48      |   |       | Cost (% of estate)                            | no practice |
| Cost (% of property value)                                    | 5.4     |   |       | Recovery rate (cents on the dollar)           | 0.0         |
| Quality of land administration index (0–30)                   | 3.0     |   |       | Strength of insolvency framework index (0–16) | 0.0         |
| GUYANA  |         | Latin America & Caribbean                       |       | GNI per capita (US\$)                         |             |
| Ease of doing business rank (1–190)                           | 134     | Ease of doing business score (0–100)            | 55.57 | Population                                    | 777,859     |
| <b>Starting a business</b> (rank)                             | 97      | <b>Getting credit</b> (rank)                    | 85    | <b>Trading across borders</b> (rank)          | 146         |
| Score for starting a business (0–100)                         | 85.61   | Score for getting credit (0–100)                | 55.00 | Score for trading across borders (0–100)      | 59.33       |
| Procedures (number)   | 7       | Strength of legal rights index (0–12)           | 3     | Time to export                                |             |
| Time (days)   | 18      | Depth of credit information index (0–8)         | 8     | Documentary compliance (hours)                | 200         |
| Cost (% of income per capita)                                 | 9.4     | Credit bureau coverage (% of adults)            | 60.5  | Border compliance (hours)                     | 72          |
| Minimum capital (% of income per capita)                      | 0.0     | Credit registry coverage (% of adults)          | 0.0   | Cost to export                                |             |
|   |         |   |       | Documentary compliance (US\$)                 | 78          |
| <b>Dealing with construction permits</b> (rank)               | 164     | <b>Protecting minority investors</b> (rank)     | 99    | Border compliance (US\$)                      | 378         |
| Score for dealing with construction permits (0–100)           | 54.75   | Score for protecting minority investors (0–100) | 51.67 | Time to import                                |             |
| Procedures (number)   | 17      | Extent of disclosure index (0–10)               | 5     | Documentary compliance (hours)                | 156         |
| Time (days)   | 208     | Extent of director liability index (0–10)       | 5     | Border compliance (hours)                     | 84          |
| Cost (% of warehouse value)                                   | 1.4     | Ease of shareholder suits index (0–10)          | 8     | Cost to import                                |             |
| Building quality control index (0–15)                         | 4.0     | Extent of shareholder rights index (0–10)       | 6     | Documentary compliance (US\$)                 | 63          |
|   |         | Extent of ownership and control index (0–10)    | 2     | Border compliance (US\$)                      | 265         |
|   |         | Extent of corporate transparency index (0–10)   | 5     |   |             |
| <b>Getting electricity</b> (rank)                             | 165     | <b>Paying taxes</b> (rank)                      | 119   | <b>Enforcing contracts</b> (rank)             | 93          |
| Score for getting electricity (0–100)                         | 45.91   | Score for getting credit (0–100)                | 65.67 | Score for enforcing contracts (0–100)         | 57.87       |
| Procedures (number)   | 8       | Payments (number per year)                      | 35    | Time (days)                                   | 581         |
| Time (days)   | 82      | Time (hours per year)                           | 256   | Cost (% of claim value)                       | 27.0        |
| Cost (% of income per capita)                                 | 421.0   | Total tax and contribution rate (% of profit)   | 30.6  | Quality of judicial processes index (0–18)    | 7.5         |
| Reliability of supply and transparency of tariffs index (0–8) | 0       | Postfiling index (0–100)                        | 54.24 |   |             |
| <b>Registering property</b> (rank)                            | 117     |   |       | <b>Resolving insolvency</b> (rank)            | 162         |
| Score for registering property (0–100)                        | 57.48   |   |       | Score for resolving insolvency (0–100)        | 22.38       |
| Procedures (number)   | 6       |   |       | Time (years)                                  | 3.0         |
| Time (days)   | 45      |   |       | Cost (% of estate)                            | 28.5        |
| Cost (% of property value)                                    | 4.6     |   |       | Recovery rate (cents on the dollar)           | 18.4        |
| Quality of land administration index (0–30)                   | 7.0     |   |       | Strength of insolvency framework index (0–16) | 4.0         |
| HAITI   |         | Latin America & Caribbean                       |       | GNI per capita (US\$)                         |             |
| Ease of doing business rank (1–190)                           | 182     | Ease of doing business score (0–100)            | 38.52 | Population                                    | 10,981,229  |
| <b>Starting a business</b> (rank)                             | 189     | ✓ <b>Getting credit</b> (rank)                  | 178   | <b>Trading across borders</b> (rank)          | 86          |
| Score for starting a business (0–100)                         | 33.80   | Score for getting credit (0–100)                | 10.00 | Score for trading across borders (0–100)      | 76.90       |
| Procedures (number)   | 12      | Strength of legal rights index (0–12)           | 2     | Time to export                                |             |
| Time (days)   | 97      | Depth of credit information index (0–8)         | 0     | Documentary compliance (hours)                | 22          |
| Cost (% of income per capita)                                 | 200.3   | Credit bureau coverage (% of adults)            | 0.0   | Border compliance (hours)                     | 28          |
| Minimum capital (% of income per capita)                      | 12.4    | Credit registry coverage (% of adults)          | 3.5   | Cost to export                                |             |
|   |         |   |       | Documentary compliance (US\$)                 | 48          |
| <b>Dealing with construction permits</b> (rank)               | 180     | <b>Protecting minority investors</b> (rank)     | 188   | Border compliance (US\$)                      | 368         |
| Score for dealing with construction permits (0–100)           | 44.15   | Score for protecting minority investors (0–100) | 21.67 | Time to import                                |             |
| Procedures (number)   | 14      | Extent of disclosure index (0–10)               | 2     | Documentary compliance (hours)                | 28          |
| Time (days)   | 98      | Extent of director liability index (0–10)       | 3     | Border compliance (hours)                     | 83          |
| Cost (% of warehouse value)                                   | 20.9    | Ease of shareholder suits index (0–10)          | 4     | Cost to import                                |             |
| Building quality control index (0–15)                         | 5.0     | Extent of shareholder rights index (0–10)       | 3     | Documentary compliance (US\$)                 | 150         |
|   |         | Extent of ownership and control index (0–10)    | 1     | Border compliance (US\$)                      | 563         |
|   |         | Extent of corporate transparency index (0–10)   | 0     |   |             |
| <b>Getting electricity</b> (rank)                             | 142     | <b>Paying taxes</b> (rank)                      | 147   | <b>Enforcing contracts</b> (rank)             | 124         |
| Score for getting electricity (0–100)                         | 56.26   | Score for getting credit (0–100)                | 57.58 | Score for enforcing contracts (0–100)         | 52.49       |
| Procedures (number)   | 4       | Payments (number per year)                      | 47    | Time (days)                                   | 530         |
| Time (days)   | 60      | Time (hours per year)                           | 184   | Cost (% of claim value)                       | 42.6        |
| Cost (% of income per capita)                                 | 3,242.8 | Total tax and contribution rate (% of profit)   | 42.7  | Quality of judicial processes index (0–18)    | 7.0         |
| Reliability of supply and transparency of tariffs index (0–8) | 0       | Postfiling index (0–100)                        | 48.17 |   |             |
| <b>Registering property</b> (rank)                            | 181     |   |       | <b>Resolving insolvency</b> (rank)            | 168         |
| Score for registering property (0–100)                        | 32.34   |   |       | Score for resolving insolvency (0–100)        | 0.00        |
| Procedures (number)   | 5       |   |       | Time (years)                                  | no practice |
| Time (days)   | 312     |   |       | Cost (% of estate)                            | no practice |
| Cost (% of property value)                                    | 6.8     |   |       | Recovery rate (cents on the dollar)           | 0.0         |
| Quality of land administration index (0–30)                   | 2.5     |   |       | Strength of insolvency framework index (0–16) | 0.0         |

Note: Most indicator sets refer to a case scenario in the largest business city of an economy, though for 11 economies the data are a population-weighted average for the two largest business cities. For some indicators a result of “no practice” may be recorded for an economy; see the data notes for more details. In starting a business, procedures (number), time (days) and cost (% of income per capita) are calculated as the average of both men and women. For the postfiling index, a result of “not applicable” may be recorded for an economy.



✓ Reform making it easier to do business ✗ Change making it more difficult to do business

| <b>HONDURAS</b>   |            | <b>Latin America &amp; Caribbean</b>            |              | <b>GNI per capita (US\$)</b>                  |                  |
|---|------------|---|--------------|---|------------------|
| <b>Ease of doing business rank (1–190)</b>                    | <b>121</b> | <b>Ease of doing business score (0–100)</b>     | <b>58.22</b> | <b>Population</b>                             | <b>9,265,067</b> |
| <b>Starting a business</b> (rank)                             | 154        | <b>Getting credit</b> (rank)                    | 12           | <b>Trading across borders</b> (rank)          | 123              |
| Score for starting a business (0–100)                         | 77.06      | Score for getting credit (0–100)                | 85.00        | Score for trading across borders (0–100)      | 65.85            |
| Procedures (number)   | 11         | Strength of legal rights index (0–12)           | 9            | Time to export                                |                  |
| Time (days)   | 13         | Depth of credit information index (0–8)         | 8            | Documentary compliance (hours)                | 48               |
| Cost (% of income per capita)                                 | 40.7       | Credit bureau coverage (% of adults)            | 47.4         | Border compliance (hours)                     | 88               |
| Minimum capital (% of income per capita)                      | 0.0        | Credit registry coverage (% of adults)          | 21.2         | Cost to export                                |                  |
|   |            |   |              | Documentary compliance (US\$)                 | 80               |
| <b>Dealing with construction permits</b> (rank)               | 116        | <b>Protecting minority investors</b> (rank)     | 140          | Border compliance (US\$)                      | 601              |
| Score for dealing with construction permits (0–100)           | 66.10      | Score for protecting minority investors (0–100) | 41.67        | Time to import                                |                  |
| Procedures (number)   | 17         | Extent of disclosure index (0–10)               | 3            | Documentary compliance (hours)                | 72               |
| Time (days)   | 94         | Extent of director liability index (0–10)       | 8            | Border compliance (hours)                     | 96               |
| Cost (% of warehouse value)                                   | 6.9        | Ease of shareholder suits index (0–10)          | 6            | Cost to import                                |                  |
| Building quality control index (0–15)                         | 10.0       | Extent of shareholder rights index (0–10)       | 5            | Documentary compliance (US\$)                 | 70               |
|   |            | Extent of ownership and control index (0–10)    | 1            | Border compliance (US\$)                      | 483              |
|   |            | Extent of corporate transparency index (0–10)   | 2            |   |                  |
| <b>Getting electricity</b> (rank)                             | 153        | <b>Paying taxes</b> (rank)                      | 164          | <b>Enforcing contracts</b> (rank)             | 152              |
| Score for getting electricity (0–100)                         | 53.78      | Score for paying taxes (0–100)                  | 51.74        | Score for enforcing contracts (0–100)         | 45.54            |
| Procedures (number)   | 7          | Payments (number per year)                      | 48           | Time (days)                                   | 920              |
| Time (days)   | 39         | Time (hours per year)                           | 224          | Cost (% of claim value)                       | 35.2             |
| Cost (% of income per capita)                                 | 735.0      | Total tax and contribution rate (% of profit)   | 44.4         | Quality of judicial processes index (0–18)    | 7.5              |
| Reliability of supply and transparency of tariffs index (0–8) | 0          | Postfiling index (0–100)                        | 35.14        |   |                  |
| <b>Registering property</b> (rank)                            | 95         |   |              | <b>Resolving insolvency</b> (rank)            | 143              |
| Score for registering property (0–100)                        | 63.43      |   |              | Score for resolving insolvency (0–100)        | 32.09            |
| Procedures (number)   | 6          |   |              | Time (years)                                  | 3.8              |
| Time (days)   | 29         |   |              | Cost (% of estate)                            | 14.5             |
| Cost (% of property value)                                    | 5.7        |   |              | Recovery rate (cents on the dollar)           | 19.0             |
| Quality of land administration index (0–30)                   | 14.0       |   |              | Strength of insolvency framework index (0–16) | 7.0              |
| <b>HONG KONG SAR, CHINA</b>                                   |            | <b>East Asia &amp; Pacific</b>                  |              | <b>GNI per capita (US\$)</b>                  |                  |
| <b>Ease of doing business rank (1–190)</b>                    | <b>4</b>   | <b>Ease of doing business score (0–100)</b>     | <b>84.22</b> | <b>Population</b>                             | <b>7,391,700</b> |
| <b>Starting a business</b> (rank)                             | 5          | <b>Getting credit</b> (rank)                    | 32           | <b>Trading across borders</b> (rank)          | 27               |
| Score for starting a business (0–100)                         | 98.15      | Score for getting credit (0–100)                | 75.00        | Score for trading across borders (0–100)      | 95.04            |
| Procedures (number)   | 2          | Strength of legal rights index (0–12)           | 8            | Time to export                                |                  |
| Time (days)   | 1.5        | Depth of credit information index (0–8)         | 7            | Documentary compliance (hours)                | 1                |
| Cost (% of income per capita)                                 | 1.1        | Credit bureau coverage (% of adults)            | 100.0        | Border compliance (hours)                     | 1                |
| Minimum capital (% of income per capita)                      | 0.0        | Credit registry coverage (% of adults)          | 0.0          | Cost to export                                |                  |
|   |            |   |              | Documentary compliance (US\$)                 | 12               |
| <b>Dealing with construction permits</b> (rank)               | 1          | <b>Protecting minority investors</b> (rank)     | 11           | Border compliance (US\$)                      | 0                |
| Score for dealing with construction permits (0–100)           | 88.24      | Score for protecting minority investors (0–100) | 78.33        | Time to import                                |                  |
| Procedures (number)   | 11         | Extent of disclosure index (0–10)               | 10           | Documentary compliance (hours)                | 1                |
| Time (days)   | 72         | Extent of director liability index (0–10)       | 8            | Border compliance (hours)                     | 19               |
| Cost (% of warehouse value)                                   | 0.6        | Ease of shareholder suits index (0–10)          | 9            | Cost to import                                |                  |
| Building quality control index (0–15)                         | 14.0       | Extent of shareholder rights index (0–10)       | 7            | Documentary compliance (US\$)                 | 57               |
|   |            | Extent of ownership and control index (0–10)    | 5            | Border compliance (US\$)                      | 266              |
|   |            | Extent of corporate transparency index (0–10)   | 8            |   |                  |
| ✓ <b>Getting electricity</b> (rank)                           | 3          | <b>Paying taxes</b> (rank)                      | 1            | <b>Enforcing contracts</b> (rank)             | 30               |
| Score for getting electricity (0–100)                         | 99.34      | Score for paying taxes (0–100)                  | 99.71        | Score for enforcing contracts (0–100)         | 69.13            |
| Procedures (number)   | 3          | Payments (number per year)                      | 3            | Time (days)                                   | 385              |
| Time (days)   | 24         | Time (hours per year)                           | 34.5         | Cost (% of claim value)                       | 23.6             |
| Cost (% of income per capita)                                 | 1.3        | Total tax and contribution rate (% of profit)   | 22.9         | Quality of judicial processes index (0–18)    | 10.0             |
| Reliability of supply and transparency of tariffs index (0–8) | 8          | Postfiling index (0–100)                        | 98.85        |   |                  |
| <b>Registering property</b> (rank)                            | 53         |   |              | <b>Resolving insolvency</b> (rank)            | 44               |
| Score for registering property (0–100)                        | 73.55      |   |              | Score for resolving insolvency (0–100)        | 65.69            |
| Procedures (number)   | 5          |   |              | Time (years)                                  | 0.8              |
| Time (days)   | 27.5       |   |              | Cost (% of estate)                            | 5.0              |
| Cost (% of property value)                                    | 7.7        |   |              | Recovery rate (cents on the dollar)           | 87.2             |
| Quality of land administration index (0–30)                   | 27.5       |   |              | Strength of insolvency framework index (0–16) | 6.0              |
| <b>HUNGARY</b>  |            | <b>OECD high income</b>                         |              | <b>GNI per capita (US\$)</b>                  |                  |
| <b>Ease of doing business rank (1–190)</b>                    | <b>53</b>  | <b>Ease of doing business score (0–100)</b>     | <b>72.28</b> | <b>Population</b>                             | <b>9,781,127</b> |
| <b>Starting a business</b> (rank)                             | 82         | <b>Getting credit</b> (rank)                    | 32           | <b>Trading across borders</b> (rank)          | 1                |
| Score for starting a business (0–100)                         | 87.89      | Score for getting credit (0–100)                | 75.00        | Score for trading across borders (0–100)      | 100.00           |
| Procedures (number)   | 6          | Strength of legal rights index (0–12)           | 9            | Time to export                                |                  |
| Time (days)   | 7          | Depth of credit information index (0–8)         | 6            | Documentary compliance (hours)                | 1                |
| Cost (% of income per capita)                                 | 4.9        | Credit bureau coverage (% of adults)            | 91.2         | Border compliance (hours)                     | 0                |
| Minimum capital (% of income per capita)                      | 40.1       | Credit registry coverage (% of adults)          | 0.0          | Cost to export                                |                  |
|   |            |   |              | Documentary compliance (US\$)                 | 0                |
| <b>Dealing with construction permits</b> (rank)               | 110        | <b>Protecting minority investors</b> (rank)     | 110          | Border compliance (US\$)                      | 0                |
| Score for dealing with construction permits (0–100)           | 66.71      | Score for protecting minority investors (0–100) | 50.00        | Time to import                                |                  |
| Procedures (number)   | 22         | Extent of disclosure index (0–10)               | 2            | Documentary compliance (hours)                | 1                |
| Time (days)   | 192.5      | Extent of director liability index (0–10)       | 4            | Border compliance (hours)                     | 0                |
| Cost (% of warehouse value)                                   | 0.8        | Ease of shareholder suits index (0–10)          | 6            | Cost to import                                |                  |
| Building quality control index (0–15)                         | 13.0       | Extent of shareholder rights index (0–10)       | 6            | Documentary compliance (US\$)                 | 0                |
|   |            | Extent of ownership and control index (0–10)    | 5            | Border compliance (US\$)                      | 0                |
|   |            | Extent of corporate transparency index (0–10)   | 7            |   |                  |
| <b>Getting electricity</b> (rank)                             | 122        | ✓ <b>Paying taxes</b> (rank)                    | 86           | <b>Enforcing contracts</b> (rank)             | 22               |
| Score for getting electricity (0–100)                         | 63.29      | Score for paying taxes (0–100)                  | 73.81        | Score for enforcing contracts (0–100)         | 70.98            |
| Procedures (number)   | 5          | Payments (number per year)                      | 11           | Time (days)                                   | 605              |
| Time (days)   | 257        | Time (hours per year)                           | 277          | Cost (% of claim value)                       | 15.0             |
| Cost (% of income per capita)                                 | 82.6       | Total tax and contribution rate (% of profit)   | 40.3         | Quality of judicial processes index (0–18)    | 12.5             |
| Reliability of supply and transparency of tariffs index (0–8) | 7          | Postfiling index (0–100)                        | 63.94        |   |                  |
| <b>Registering property</b> (rank)                            | 30         |   |              | <b>Resolving insolvency</b> (rank)            | 65               |
| Score for registering property (0–100)                        | 80.09      |   |              | Score for resolving insolvency (0–100)        | 55.03            |
| Procedures (number)   | 4          |   |              | Time (years)                                  | 2.0              |
| Time (days)   | 17.5       |   |              | Cost (% of estate)                            | 14.5             |
| Cost (% of property value)                                    | 5.0        |   |              | Recovery rate (cents on the dollar)           | 44.2             |
| Quality of land administration index (0–30)                   | 26.0       |   |              | Strength of insolvency framework index (0–16) | 10.0             |

Note: Most indicator sets refer to a case scenario in the largest business city of an economy, though for 11 economies the data are a population-weighted average for the two largest business cities. For some indicators a result of “no practice” may be recorded for an economy; see the data notes for more details. In starting a business, procedures (number), time (days) and cost (% of income per capita) are calculated as the average of both men and women. For the postfiling index, a result of “not applicable” may be recorded for an economy.

✓ Reform making it easier to do business ✗ Change making it more difficult to do business

| <b>ICELAND</b>  |       | <b>OECD high income</b>                         |       | <b>GNI per capita (US\$)</b>                  |               |
|---|-------|---|-------|---|---------------|
| Ease of doing business rank (1–190)                           | 21    | Ease of doing business score (0–100)            | 79.35 | Population                                    | 341,284       |
| <b>Starting a business</b> (rank)                             | 59    | <b>Getting credit</b> (rank)                    | 73    | <b>Trading across borders</b> (rank)          | 53            |
| Score for starting a business (0–100)                         | 90.72 | Score for getting credit (0–100)                | 60.00 | Score for trading across borders (0–100)      | 86.71         |
| Procedures (number)   | 5     | Strength of legal rights index (0–12)           | 5     | Time to export                                |               |
| Time (days)   | 11.5  | Depth of credit information index (0–8)         | 7     | Documentary compliance (hours)                | 2             |
| Cost (% of income per capita)                                 | 1.7   | Credit bureau coverage (% of adults)            | 100.0 | Border compliance (hours)                     | 36            |
| Minimum capital (% of income per capita)                      | 6.7   | Credit registry coverage (% of adults)          | 0.0   | Cost to export                                |               |
|   |       |   |       | Documentary compliance (US\$)                 | 40            |
| <b>Dealing with construction permits</b> (rank)               | 71    | <b>Protecting minority investors</b> (rank)     | 30    | Border compliance (US\$)                      | 365           |
| Score for dealing with construction permits (0–100)           | 71.64 | Score for protecting minority investors (0–100) | 70.00 | Time to import                                |               |
| Procedures (number)   | 17    | Extent of disclosure index (0–10)               | 7     | Documentary compliance (hours)                | 3             |
| Time (days)   | 84    | Extent of director liability index (0–10)       | 5     | Border compliance (hours)                     | 24            |
| Cost (% of warehouse value)                                   | 0.4   | Ease of shareholder suits index (0–10)          | 8     | Cost to import                                |               |
| Building quality control index (0–15)                         | 8.0   | Extent of shareholder rights index (0–10)       | 6     | Documentary compliance (US\$)                 | 0             |
|   |       | Extent of ownership and control index (0–10)    | 7     | Border compliance (US\$)                      | 365           |
|   |       | Extent of corporate transparency index (0–10)   | 9     |   |               |
| <b>Getting electricity</b> (rank)                             | 13    | <b>Paying taxes</b> (rank)                      | 33    | <b>Enforcing contracts</b> (rank)             | 31            |
| Score for getting electricity (0–100)                         | 92.24 | Score for paying taxes (0–100)                  | 84.64 | Score for enforcing contracts (0–100)         | 69.10         |
| Procedures (number)   | 4     | Payments (number per year)                      | 21    | Time (days)                                   | 417           |
| Time (days)   | 22    | Time (hours per year)                           | 140   | Cost (% of claim value)                       | 9.0           |
| Cost (% of income per capita)                                 | 9.3   | Total tax and contribution rate (% of profit)   | 29.4  | Quality of judicial processes index (0–18)    | 7.5           |
| Reliability of supply and transparency of tariffs index (0–8) | 7     | Postfiling index (0–100)                        | 87.20 |   |               |
| <b>Registering property</b> (rank)                            | 15    |   |       | <b>Resolving insolvency</b> (rank)            | 12            |
| Score for registering property (0–100)                        | 86.61 |   |       | Score for resolving insolvency (0–100)        | 81.85         |
| Procedures (number)   | 3     |   |       | Time (years)                                  | 1.0           |
| Time (days)   | 3.5   |   |       | Cost (% of estate)                            | 3.5           |
| Cost (% of property value)                                    | 3.6   |   |       | Recovery rate (cents on the dollar)           | 85.3          |
| Quality of land administration index (0–30)                   | 26.5  |   |       | Strength of insolvency framework index (0–16) | 11.5          |
| <b>INDIA</b>  |       | <b>South Asia</b>                               |       | <b>GNI per capita (US\$)</b>                  |               |
| Ease of doing business rank (1–190)                           | 77    | Ease of doing business score (0–100)            | 67.23 | Population                                    | 1,339,180,127 |
| ✓ <b>Starting a business</b> (rank)                           | 137   | ✓ <b>Getting credit</b> (rank)                  | 22    | ✓ <b>Trading across borders</b> (rank)        | 80            |
| Score for starting a business (0–100)                         | 80.96 | Score for getting credit (0–100)                | 80.00 | Score for trading across borders (0–100)      | 77.46         |
| Procedures (number)   | 10    | Strength of legal rights index (0–12)           | 9     | Time to export                                |               |
| Time (days)   | 16.5  | Depth of credit information index (0–8)         | 7     | Documentary compliance (hours)                | 14.5          |
| Cost (% of income per capita)                                 | 14.4  | Credit bureau coverage (% of adults)            | 55.9  | Border compliance (hours)                     | 66.2          |
| Minimum capital (% of income per capita)                      | 0.0   | Credit registry coverage (% of adults)          | 0.0   | Cost to export                                |               |
|   |       |   |       | Documentary compliance (US\$)                 | 77.7          |
| ✓ <b>Dealing with construction permits</b> (rank)             | 52    | <b>Protecting minority investors</b> (rank)     | 7     | Border compliance (US\$)                      | 251.6         |
| Score for dealing with construction permits (0–100)           | 73.81 | Score for protecting minority investors (0–100) | 80.00 | Time to import                                |               |
| Procedures (number)   | 17.9  | Extent of disclosure index (0–10)               | 8     | Documentary compliance (hours)                | 29.7          |
| Time (days)   | 94.8  | Extent of director liability index (0–10)       | 7     | Border compliance (hours)                     | 96.7          |
| Cost (% of warehouse value)                                   | 5.4   | Ease of shareholder suits index (0–10)          | 7     | Cost to import                                |               |
| Building quality control index (0–15)                         | 14.0  | Extent of shareholder rights index (0–10)       | 10    | Documentary compliance (US\$)                 | 100           |
|   |       | Extent of ownership and control index (0–10)    | 8     | Border compliance (US\$)                      | 331           |
|   |       | Extent of corporate transparency index (0–10)   | 8     |   |               |
| ✓ <b>Getting electricity</b> (rank)                           | 24    | ✓ <b>Paying taxes</b> (rank)                    | 121   | <b>Enforcing contracts</b> (rank)             | 163           |
| Score for getting electricity (0–100)                         | 89.15 | Score for paying taxes (0–100)                  | 65.36 | Score for enforcing contracts (0–100)         | 41.19         |
| Procedures (number)   | 3.5   | Payments (number per year)                      | 11.9  | Time (days)                                   | 1,445         |
| Time (days)   | 55    | Time (hours per year)                           | 275.4 | Cost (% of claim value)                       | 31.0          |
| Cost (% of income per capita)                                 | 29.5  | Total tax and contribution rate (% of profit)   | 52.1  | Quality of judicial processes index (0–18)    | 10.5          |
| Reliability of supply and transparency of tariffs index (0–8) | 6.5   | Postfiling index (0–100)                        | 49.31 |   |               |
| <b>Registering property</b> (rank)                            | 166   |   |       | <b>Resolving insolvency</b> (rank)            | 108           |
| Score for registering property (0–100)                        | 43.55 |   |       | Score for resolving insolvency (0–100)        | 40.84         |
| Procedures (number)   | 9     |   |       | Time (years)                                  | 4.3           |
| Time (days)   | 69.1  |   |       | Cost (% of estate)                            | 9.0           |
| Cost (% of property value)                                    | 8.3   |   |       | Recovery rate (cents on the dollar)           | 26.5          |
| Quality of land administration index (0–30)                   | 8.7   |   |       | Strength of insolvency framework index (0–16) | 8.5           |
| <b>INDONESIA</b>  |       | <b>East Asia &amp; Pacific</b>                  |       | <b>GNI per capita (US\$)</b>                  |               |
| Ease of doing business rank (1–190)                           | 73    | Ease of doing business score (0–100)            | 67.96 | Population                                    | 263,991,379   |
| ✓ <b>Starting a business</b> (rank)                           | 134   | ✓ <b>Getting credit</b> (rank)                  | 44    | <b>Trading across borders</b> (rank)          | 116           |
| Score for starting a business (0–100)                         | 81.22 | Score for getting credit (0–100)                | 70.00 | Score for trading across borders (0–100)      | 67.27         |
| Procedures (number)   | 10    | Strength of legal rights index (0–12)           | 6     | Time to export                                |               |
| Time (days)   | 19.6  | Depth of credit information index (0–8)         | 8     | Documentary compliance (hours)                | 61.3          |
| Cost (% of income per capita)                                 | 6.1   | Credit bureau coverage (% of adults)            | 38.1  | Border compliance (hours)                     | 53.3          |
| Minimum capital (% of income per capita)                      | 0.0   | Credit registry coverage (% of adults)          | 58.2  | Cost to export                                |               |
|   |       |   |       | Documentary compliance (US\$)                 | 138.8         |
| <b>Dealing with construction permits</b> (rank)               | 112   | <b>Protecting minority investors</b> (rank)     | 51    | Border compliance (US\$)                      | 253.7         |
| Score for dealing with construction permits (0–100)           | 66.57 | Score for protecting minority investors (0–100) | 63.33 | Time to import                                |               |
| Procedures (number)   | 17    | Extent of disclosure index (0–10)               | 10    | Documentary compliance (hours)                | 106.2         |
| Time (days)   | 200.1 | Extent of director liability index (0–10)       | 5     | Border compliance (hours)                     | 99.4          |
| Cost (% of warehouse value)                                   | 4.4   | Ease of shareholder suits index (0–10)          | 2     | Cost to import                                |               |
| Building quality control index (0–15)                         | 13.0  | Extent of shareholder rights index (0–10)       | 7     | Documentary compliance (US\$)                 | 164.4         |
|   |       | Extent of ownership and control index (0–10)    | 7     | Border compliance (US\$)                      | 382.6         |
|   |       | Extent of corporate transparency index (0–10)   | 7     |   |               |
| <b>Getting electricity</b> (rank)                             | 33    | <b>Paying taxes</b> (rank)                      | 112   | <b>Enforcing contracts</b> (rank)             | 146           |
| Score for getting electricity (0–100)                         | 86.38 | Score for paying taxes (0–100)                  | 68.03 | Score for enforcing contracts (0–100)         | 47.23         |
| Procedures (number)   | 4     | Payments (number per year)                      | 43    | Time (days)                                   | 403.2         |
| Time (days)   | 34    | Time (hours per year)                           | 207.5 | Cost (% of claim value)                       | 70.3          |
| Cost (% of income per capita)                                 | 252.8 | Total tax and contribution rate (% of profit)   | 30.1  | Quality of judicial processes index (0–18)    | 7.9           |
| Reliability of supply and transparency of tariffs index (0–8) | 5.8   | Postfiling index (0–100)                        | 68.82 |   |               |
| ✓ <b>Registering property</b> (rank)                          | 100   |   |       | <b>Resolving insolvency</b> (rank)            | 36            |
| Score for registering property (0–100)                        | 61.67 |   |       | Score for resolving insolvency (0–100)        | 67.89         |
| Procedures (number)   | 5     |   |       | Time (years)                                  | 1.1           |
| Time (days)   | 27.6  |   |       | Cost (% of estate)                            | 21.6          |
| Cost (% of property value)                                    | 8.3   |   |       | Recovery rate (cents on the dollar)           | 65.2          |
| Quality of land administration index (0–30)                   | 14.5  |   |       | Strength of insolvency framework index (0–16) | 10.5          |

Note: Most indicator sets refer to a case scenario in the largest business city of an economy, though for 11 economies the data are a population-weighted average for the two largest business cities. For some indicators a result of “no practice” may be recorded for an economy; see the data notes for more details. In starting a business, procedures (number), time (days) and cost (% of income per capita) are calculated as the average of both men and women. For the postfiling index, a result of “not applicable” may be recorded for an economy.



✓ Reform making it easier to do business ✗ Change making it more difficult to do business

| <b>IRAN, ISLAMIC REP.</b>                                     |            | <b>Middle East &amp; North Africa</b>           |              | <b>GNI per capita (US\$)</b>                  |                   |
|---|------------|---|--------------|---|-------------------|
| <b>Ease of doing business rank (1–190)</b>                    | <b>128</b> | <b>Ease of doing business score (0–100)</b>     | <b>56.98</b> | <b>Population</b>                             | <b>81,162,788</b> |
| <b>Starting a business</b> (rank)                             | 173        | <b>Getting credit</b> (rank)                    | 99           | ✓ <b>Trading across borders</b> (rank)        | 121               |
| Score for starting a business (0–100)                         | 67.79      | Score for getting credit (0–100)                | 50.00        | Score for trading across borders (0–100)      | 66.20             |
| Procedures (number)   | 10.5       | Strength of legal rights index (0–12)           | 2            | Time to export                                |                   |
| Time (days)   | 72.5       | Depth of credit information index (0–8)         | 8            | Documentary compliance (hours)                | 33                |
| Cost (% of income per capita)                                 | 1.2        | Credit bureau coverage (% of adults)            | 58.3         | Border compliance (hours)                     | 101               |
| Minimum capital (% of income per capita)                      | 0.0        | Credit registry coverage (% of adults)          | 57.5         | Cost to export                                |                   |
|   |            |   |              | Documentary compliance (US\$)                 | 60                |
| <b>Dealing with construction permits</b> (rank)               | 86         | <b>Protecting minority investors</b> (rank)     | 173          | Border compliance (US\$)                      | 415               |
| Score for dealing with construction permits (0–100)           | 69.11      | Score for protecting minority investors (0–100) | 33.33        | Time to import                                |                   |
| Procedures (number)   | 16         | Extent of disclosure index (0–10)               | 7            | Documentary compliance (hours)                | 40                |
| Time (days)   | 130        | Extent of director liability index (0–10)       | 4            | Border compliance (hours)                     | 141               |
| Cost (% of warehouse value)                                   | 6.6        | Ease of shareholder suits index (0–10)          | 1            | Cost to import                                |                   |
| Building quality control index (0–15)                         | 12.5       | Extent of shareholder rights index (0–10)       | 3            | Documentary compliance (US\$)                 | 90                |
|   |            | Extent of ownership and control index (0–10)    | 3            | Border compliance (US\$)                      | 660               |
|   |            | Extent of corporate transparency index (0–10)   | 2            |   |                   |
| <b>Getting electricity</b> (rank)                             | 108        | ✓ <b>Paying taxes</b> (rank)                    | 149          | <b>Enforcing contracts</b> (rank)             | 89                |
| Score for getting electricity (0–100)                         | 68.86      | Score for paying taxes (0–100)                  | 56.78        | Score for enforcing contracts (0–100)         | 58.21             |
| Procedures (number)   | 6          | Payments (number per year)                      | 20           | Time (days)                                   | 505               |
| Time (days)   | 77         | Time (hours per year)                           | 216          | Cost (% of claim value)                       | 19.3              |
| Cost (% of income per capita)                                 | 923.1      | Total tax and contribution rate (% of profit)   | 44.7         | Quality of judicial processes index (0–18)    | 5.0               |
| Reliability of supply and transparency of tariffs index (0–8) | 5          | Postfiling index (0–100)                        | 7.96         |   |                   |
| <b>Registering property</b> (rank)                            | 90         |   |              | <b>Resolving insolvency</b> (rank)            | 131               |
| Score for registering property (0–100)                        | 63.98      |   |              | Score for resolving insolvency (0–100)        | 35.57             |
| Procedures (number)   | 6          |   |              | Time (years)                                  | 1.5               |
| Time (days)   | 31         |   |              | Cost (% of estate)                            | 15.0              |
| Cost (% of property value)                                    | 5.7        |   |              | Recovery rate (cents on the dollar)           | 37.1              |
| Quality of land administration index (0–30)                   | 15.0       |   |              | Strength of insolvency framework index (0–16) | 5.0               |
| <b>IRAQ</b>   |            | <b>Middle East &amp; North Africa</b>           |              | <b>GNI per capita (US\$)</b>                  |                   |
| <b>Ease of doing business rank (1–190)</b>                    | <b>171</b> | <b>Ease of doing business score (0–100)</b>     | <b>44.72</b> | <b>Population</b>                             | <b>38,274,618</b> |
| <b>Starting a business</b> (rank)                             | 155        | <b>Getting credit</b> (rank)                    | 186          | <b>Trading across borders</b> (rank)          | 181               |
| Score for starting a business (0–100)                         | 76.55      | Score for getting credit (0–100)                | 0.00         | Score for trading across borders (0–100)      | 25.33             |
| Procedures (number)   | 8.5        | Strength of legal rights index (0–12)           | 0            | Time to export                                |                   |
| Time (days)   | 26.5       | Depth of credit information index (0–8)         | 0            | Documentary compliance (hours)                | 504               |
| Cost (% of income per capita)                                 | 38.8       | Credit bureau coverage (% of adults)            | 0.0          | Border compliance (hours)                     | 85                |
| Minimum capital (% of income per capita)                      | 16.6       | Credit registry coverage (% of adults)          | 1.1          | Cost to export                                |                   |
|   |            |   |              | Documentary compliance (US\$)                 | 1,800             |
| <b>Dealing with construction permits</b> (rank)               | 103        | <b>Protecting minority investors</b> (rank)     | 125          | Border compliance (US\$)                      | 1,118             |
| Score for dealing with construction permits (0–100)           | 67.64      | Score for protecting minority investors (0–100) | 46.67        | Time to import                                |                   |
| Procedures (number)   | 11         | Extent of disclosure index (0–10)               | 4            | Documentary compliance (hours)                | 176               |
| Time (days)   | 167        | Extent of director liability index (0–10)       | 5            | Border compliance (hours)                     | 131               |
| Cost (% of warehouse value)                                   | 0.3        | Ease of shareholder suits index (0–10)          | 5            | Cost to import                                |                   |
| Building quality control index (0–15)                         | 5.5        | Extent of shareholder rights index (0–10)       | 8            | Documentary compliance (US\$)                 | 500               |
|   |            | Extent of ownership and control index (0–10)    | 3            | Border compliance (US\$)                      | 644               |
|   |            | Extent of corporate transparency index (0–10)   | 3            |   |                   |
| <b>Getting electricity</b> (rank)                             | 126        | <b>Paying taxes</b> (rank)                      | 129          | <b>Enforcing contracts</b> (rank)             | 143               |
| Score for getting electricity (0–100)                         | 61.73      | Score for paying taxes (0–100)                  | 63.55        | Score for enforcing contracts (0–100)         | 48.02             |
| Procedures (number)   | 5          | Payments (number per year)                      | 15           | Time (days)                                   | 520               |
| Time (days)   | 51         | Time (hours per year)                           | 312          | Cost (% of claim value)                       | 28.1              |
| Cost (% of income per capita)                                 | 436.8      | Total tax and contribution rate (% of profit)   | 30.8         | Quality of judicial processes index (0–18)    | 1.5               |
| Reliability of supply and transparency of tariffs index (0–8) | 0          | Postfiling index (0–100)                        | 21.43        |   |                   |
| <b>Registering property</b> (rank)                            | 113        |   |              | <b>Resolving insolvency</b> (rank)            | 168               |
| Score for registering property (0–100)                        | 57.74      |   |              | Score for resolving insolvency (0–100)        | 0.00              |
| Procedures (number)   | 5          |   |              | Time (years)                                  | no practice       |
| Time (days)   | 51         |   |              | Cost (% of estate)                            | no practice       |
| Cost (% of property value)                                    | 7.0        |   |              | Recovery rate (cents on the dollar)           | 0.0               |
| Quality of land administration index (0–30)                   | 10.5       |   |              | Strength of insolvency framework index (0–16) | 0.0               |
| <b>IRELAND</b>  |            | <b>OECD high income</b>                         |              | <b>GNI per capita (US\$)</b>                  |                   |
| <b>Ease of doing business rank (1–190)</b>                    | <b>23</b>  | <b>Ease of doing business score (0–100)</b>     | <b>78.91</b> | <b>Population</b>                             | <b>4,813,608</b>  |
| <b>Starting a business</b> (rank)                             | 10         | ✓ <b>Getting credit</b> (rank)                  | 44           | <b>Trading across borders</b> (rank)          | 52                |
| Score for starting a business (0–100)                         | 95.91      | Score for getting credit (0–100)                | 70.00        | Score for trading across borders (0–100)      | 87.25             |
| Procedures (number)   | 3          | Strength of legal rights index (0–12)           | 7            | Time to export                                |                   |
| Time (days)   | 5          | Depth of credit information index (0–8)         | 7            | Documentary compliance (hours)                | 1                 |
| Cost (% of income per capita)                                 | 0.1        | Credit bureau coverage (% of adults)            | 100.0        | Border compliance (hours)                     | 24                |
| Minimum capital (% of income per capita)                      | 0.0        | Credit registry coverage (% of adults)          | 90.3         | Cost to export                                |                   |
|   |            |   |              | Documentary compliance (US\$)                 | 75                |
| <b>Dealing with construction permits</b> (rank)               | 28         | <b>Protecting minority investors</b> (rank)     | 15           | Border compliance (US\$)                      | 305               |
| Score for dealing with construction permits (0–100)           | 77.49      | Score for protecting minority investors (0–100) | 75.00        | Time to import                                |                   |
| Procedures (number)   | 10         | Extent of disclosure index (0–10)               | 9            | Documentary compliance (hours)                | 1                 |
| Time (days)   | 149.5      | Extent of director liability index (0–10)       | 8            | Border compliance (hours)                     | 24                |
| Cost (% of warehouse value)                                   | 4.2        | Ease of shareholder suits index (0–10)          | 9            | Cost to import                                |                   |
| Building quality control index (0–15)                         | 13.0       | Extent of shareholder rights index (0–10)       | 7            | Documentary compliance (US\$)                 | 75                |
|   |            | Extent of ownership and control index (0–10)    | 4            | Border compliance (US\$)                      | 253               |
|   |            | Extent of corporate transparency index (0–10)   | 8            |   |                   |
| <b>Getting electricity</b> (rank)                             | 43         | <b>Paying taxes</b> (rank)                      | 4            | ✓ <b>Enforcing contracts</b> (rank)           | 102               |
| Score for getting electricity (0–100)                         | 84.24      | Score for paying taxes (0–100)                  | 94.46        | Score for enforcing contracts (0–100)         | 56.03             |
| Procedures (number)   | 5          | Payments (number per year)                      | 9            | Time (days)                                   | 650               |
| Time (days)   | 85         | Time (hours per year)                           | 82           | Cost (% of claim value)                       | 26.9              |
| Cost (% of income per capita)                                 | 48.3       | Total tax and contribution rate (% of profit)   | 26.0         | Quality of judicial processes index (0–18)    | 7.5               |
| Reliability of supply and transparency of tariffs index (0–8) | 8          | Postfiling index (0–100)                        | 92.93        |   |                   |
| ✗ <b>Registering property</b> (rank)                          | 64         |   |              | <b>Resolving insolvency</b> (rank)            | 18                |
| Score for registering property (0–100)                        | 69.63      |   |              | Score for resolving insolvency (0–100)        | 79.12             |
| Procedures (number)   | 5          |   |              | Time (years)                                  | 0.4               |
| Time (days)   | 31.5       |   |              | Cost (% of estate)                            | 9.0               |
| Cost (% of property value)                                    | 6.5        |   |              | Recovery rate (cents on the dollar)           | 86.0              |
| Quality of land administration index (0–30)                   | 21.0       |   |              | Strength of insolvency framework index (0–16) | 10.5              |

Note: Most indicator sets refer to a case scenario in the largest business city of an economy, though for 11 economies the data are a population-weighted average for the two largest business cities. For some indicators a result of “no practice” may be recorded for an economy; see the data notes for more details. In starting a business, procedures (number), time (days) and cost (% of income per capita) are calculated as the average of both men and women. For the postfiling index, a result of “not applicable” may be recorded for an economy.

✓ Reform making it easier to do business    ✗ Change making it more difficult to do business

| ISRAEL  |       | OECD high income                                |       | GNI per capita (US\$)                         |            |
|---|-------|---|-------|---|------------|
| Ease of doing business rank (1–190)                           | 49    | Ease of doing business score (0–100)            | 73.23 | Population                                    | 8,712,400  |
| <b>Starting a business</b> (rank)                             | 45    | <b>Getting credit</b> (rank)                    | 60    | <b>Trading across borders</b> (rank)          | 64         |
| Score for starting a business (0–100)                         | 92.35 | Score for getting credit (0–100)                | 65.00 | Score for trading across borders (0–100)      | 82.85      |
| Procedures (number)   | 4     | Strength of legal rights index (0–12)           | 6     | Time to export                                |            |
| Time (days)   | 12    | Depth of credit information index (0–8)         | 7     | Documentary compliance (hours)                | 13         |
| Cost (% of income per capita)                                 | 2.8   | Credit bureau coverage (% of adults)            | 70.3  | Border compliance (hours)                     | 36         |
| Minimum capital (% of income per capita)                      | 0.0   | Credit registry coverage (% of adults)          | 0.0   | Cost to export                                |            |
|   |       |   |       | Documentary compliance (US\$)                 | 73         |
| <b>Dealing with construction permits</b> (rank)               | 41    | <b>Protecting minority investors</b> (rank)     | 23    | Border compliance (US\$)                      | 150        |
| Score for dealing with construction permits (0–100)           | 75.10 | Score for protecting minority investors (0–100) | 73.33 | Time to import                                |            |
| Procedures (number)   | 13    | Extent of disclosure index (0–10)               | 7     | Documentary compliance (hours)                | 44         |
| Time (days)   | 207   | Extent of director liability index (0–10)       | 9     | Border compliance (hours)                     | 64         |
| Cost (% of warehouse value)                                   | 1.8   | Ease of shareholder suits index (0–10)          | 9     | Cost to import                                |            |
| Building quality control index (0–15)                         | 14.0  | Extent of shareholder rights index (0–10)       | 7     | Documentary compliance (US\$)                 | 70         |
|   |       | Extent of ownership and control index (0–10)    | 3     | Border compliance (US\$)                      | 307        |
|   |       | Extent of corporate transparency index (0–10)   | 9     |   |            |
| <b>Getting electricity</b> (rank)                             | 78    | <b>Paying taxes</b> (rank)                      | 90    | <b>Enforcing contracts</b> (rank)             | 90         |
| Score for getting electricity (0–100)                         | 76.24 | Score for getting credit (0–100)                | 72.56 | Score for enforcing contracts (0–100)         | 57.93      |
| Procedures (number)   | 5     | Payments (number per year)                      | 28    | Time (days)                                   | 975        |
| Time (days)   | 102   | Time (hours per year)                           | 239   | Cost (% of claim value)                       | 25.3       |
| Cost (% of income per capita)                                 | 13.9  | Total tax and contribution rate (% of profit)   | 26.2  | Quality of judicial processes index (0–18)    | 13.0       |
| Reliability of supply and transparency of tariffs index (0–8) | 6     | Postfiling index (0–100)                        | 61.36 |   |            |
| ✓ <b>Registering property</b> (rank)                          | 89    |   |       | <b>Resolving insolvency</b> (rank)            | 29         |
| Score for registering property (0–100)                        | 64.19 |   |       | Score for resolving insolvency (0–100)        | 72.73      |
| Procedures (number)   | 6     |   |       | Time (years)                                  | 2.0        |
| Time (days)   | 37    |   |       | Cost (% of estate)                            | 23.0       |
| Cost (% of property value)                                    | 7.2   |   |       | Recovery rate (cents on the dollar)           | 62.5       |
| Quality of land administration index (0–30)                   | 19.0  |   |       | Strength of insolvency framework index (0–16) | 12.5       |
| ITALY   |       | OECD high income                                |       | GNI per capita (US\$)                         |            |
| Ease of doing business rank (1–190)                           | 51    | Ease of doing business score (0–100)            | 72.56 | Population                                    | 60,551,416 |
| <b>Starting a business</b> (rank)                             | 67    | <b>Getting credit</b> (rank)                    | 112   | <b>Trading across borders</b> (rank)          | 1          |
| Score for starting a business (0–100)                         | 89.50 | Score for getting credit (0–100)                | 45.00 | Score for trading across borders (0–100)      | 100.00     |
| Procedures (number)   | 6     | Strength of legal rights index (0–12)           | 2     | Time to export                                |            |
| Time (days)   | 6     | Depth of credit information index (0–8)         | 7     | Documentary compliance (hours)                | 1          |
| Cost (% of income per capita)                                 | 14.1  | Credit bureau coverage (% of adults)            | 100.0 | Border compliance (hours)                     | 0          |
| Minimum capital (% of income per capita)                      | 0.0   | Credit registry coverage (% of adults)          | 30.5  | Cost to export                                |            |
|   |       |   |       | Documentary compliance (US\$)                 | 0          |
| <b>Dealing with construction permits</b> (rank)               | 104   | <b>Protecting minority investors</b> (rank)     | 72    | Border compliance (US\$)                      | 0          |
| Score for dealing with construction permits (0–100)           | 67.39 | Score for protecting minority investors (0–100) | 58.33 | Time to import                                |            |
| Procedures (number)   | 12    | Extent of disclosure index (0–10)               | 7     | Documentary compliance (hours)                | 1          |
| Time (days)   | 227.5 | Extent of director liability index (0–10)       | 4     | Border compliance (hours)                     | 0          |
| Cost (% of warehouse value)                                   | 3.5   | Ease of shareholder suits index (0–10)          | 6     | Cost to import                                |            |
| Building quality control index (0–15)                         | 11.0  | Extent of shareholder rights index (0–10)       | 6     | Documentary compliance (US\$)                 | 0          |
|   |       | Extent of ownership and control index (0–10)    | 4     | Border compliance (US\$)                      | 0          |
|   |       | Extent of corporate transparency index (0–10)   | 8     |   |            |
| <b>Getting electricity</b> (rank)                             | 37    | ✗ <b>Paying taxes</b> (rank)                    | 118   | <b>Enforcing contracts</b> (rank)             | 111        |
| Score for getting electricity (0–100)                         | 85.28 | Score for getting credit (0–100)                | 66.32 | Score for enforcing contracts (0–100)         | 54.79      |
| Procedures (number)   | 4     | Payments (number per year)                      | 14    | Time (days)                                   | 1,120      |
| Time (days)   | 82    | Time (hours per year)                           | 238   | Cost (% of claim value)                       | 23.1       |
| Cost (% of income per capita)                                 | 151.8 | Total tax and contribution rate (% of profit)   | 53.1  | Quality of judicial processes index (0–18)    | 13.0       |
| Reliability of supply and transparency of tariffs index (0–8) | 7     | Postfiling index (0–100)                        | 52.39 |   |            |
| <b>Registering property</b> (rank)                            | 23    |   |       | <b>Resolving insolvency</b> (rank)            | 22         |
| Score for registering property (0–100)                        | 81.72 |   |       | Score for resolving insolvency (0–100)        | 77.28      |
| Procedures (number)   | 4     |   |       | Time (years)                                  | 1.8        |
| Time (days)   | 16    |   |       | Cost (% of estate)                            | 22.0       |
| Cost (% of property value)                                    | 4.4   |   |       | Recovery rate (cents on the dollar)           | 65.2       |
| Quality of land administration index (0–30)                   | 26.5  |   |       | Strength of insolvency framework index (0–16) | 13.5       |
| JAMAICA   |       | Latin America & Caribbean                       |       | GNI per capita (US\$)                         |            |
| Ease of doing business rank (1–190)                           | 75    | Ease of doing business score (0–100)            | 67.47 | Population                                    | 2,890,299  |
| <b>Starting a business</b> (rank)                             | 6     | ✓ <b>Getting credit</b> (rank)                  | 12    | <b>Trading across borders</b> (rank)          | 134        |
| Score for starting a business (0–100)                         | 97.35 | Score for getting credit (0–100)                | 85.00 | Score for trading across borders (0–100)      | 61.54      |
| Procedures (number)   | 2     | Strength of legal rights index (0–12)           | 9     | Time to export                                |            |
| Time (days)   | 3     | Depth of credit information index (0–8)         | 8     | Documentary compliance (hours)                | 47         |
| Cost (% of income per capita)                                 | 4.4   | Credit bureau coverage (% of adults)            | 27.7  | Border compliance (hours)                     | 58         |
| Minimum capital (% of income per capita)                      | 0.0   | Credit registry coverage (% of adults)          | 0.0   | Cost to export                                |            |
|   |       |   |       | Documentary compliance (US\$)                 | 90         |
| <b>Dealing with construction permits</b> (rank)               | 76    | <b>Protecting minority investors</b> (rank)     | 89    | Border compliance (US\$)                      | 876        |
| Score for dealing with construction permits (0–100)           | 70.71 | Score for protecting minority investors (0–100) | 55.00 | Time to import                                |            |
| Procedures (number)   | 19    | Extent of disclosure index (0–10)               | 4     | Documentary compliance (hours)                | 56         |
| Time (days)   | 141.5 | Extent of director liability index (0–10)       | 8     | Border compliance (hours)                     | 80         |
| Cost (% of warehouse value)                                   | 1.6   | Ease of shareholder suits index (0–10)          | 5     | Cost to import                                |            |
| Building quality control index (0–15)                         | 12.0  | Extent of shareholder rights index (0–10)       | 6     | Documentary compliance (US\$)                 | 90         |
|   |       | Extent of ownership and control index (0–10)    | 4     | Border compliance (US\$)                      | 906        |
|   |       | Extent of corporate transparency index (0–10)   | 6     |   |            |
| <b>Getting electricity</b> (rank)                             | 115   | <b>Paying taxes</b> (rank)                      | 123   | <b>Enforcing contracts</b> (rank)             | 127        |
| Score for getting electricity (0–100)                         | 64.96 | Score for getting credit (0–100)                | 64.79 | Score for enforcing contracts (0–100)         | 51.87      |
| Procedures (number)   | 7     | Payments (number per year)                      | 11    | Time (days)                                   | 550        |
| Time (days)   | 95    | Time (hours per year)                           | 272   | Cost (% of claim value)                       | 50.2       |
| Cost (% of income per capita)                                 | 203.9 | Total tax and contribution rate (% of profit)   | 35.1  | Quality of judicial processes index (0–18)    | 8.5        |
| Reliability of supply and transparency of tariffs index (0–8) | 5     | Postfiling index (0–100)                        | 19.68 |   |            |
| <b>Registering property</b> (rank)                            | 131   |   |       | <b>Resolving insolvency</b> (rank)            | 33         |
| Score for registering property (0–100)                        | 53.61 |   |       | Score for resolving insolvency (0–100)        | 69.83      |
| Procedures (number)   | 8     |   |       | Time (years)                                  | 1.1        |
| Time (days)   | 19    |   |       | Cost (% of estate)                            | 18.0       |
| Cost (% of property value)                                    | 9.8   |   |       | Recovery rate (cents on the dollar)           | 65.9       |
| Quality of land administration index (0–30)                   | 14.0  |   |       | Strength of insolvency framework index (0–16) | 11.0       |

Note: Most indicator sets refer to a case scenario in the largest business city of an economy, though for 11 economies the data are a population-weighted average for the two largest business cities. For some indicators a result of “no practice” may be recorded for an economy; see the data notes for more details. In starting a business, procedures (number), time (days) and cost (% of income per capita) are calculated as the average of both men and women. For the postfiling index, a result of “not applicable” may be recorded for an economy.

✓ Reform making it easier to do business ✗ Change making it more difficult to do business

| <b>JAPAN</b>  |       | <b>OECD high income</b>                         |       | <b>GNI per capita (US\$)</b>                  |             |
|---|-------|---|-------|---|-------------|
| Ease of doing business rank (1–190)                           | 39    | Ease of doing business score (0–100)            | 75.65 | Population                                    | 126,785,797 |
| <b>Starting a business</b> (rank)                             | 93    | <b>Getting credit</b> (rank)                    | 85    | <b>Trading across borders</b> (rank)          | 56          |
| Score for starting a business (0–100)                         | 86.10 | Score for getting credit (0–100)                | 55.00 | Score for trading across borders (0–100)      | 86.51       |
| Procedures (number)   | 8     | Strength of legal rights index (0–12)           | 5     | Time to export                                |             |
| Time (days)   | 11.2  | Depth of credit information index (0–8)         | 6     | Documentary compliance (hours)                | 2.4         |
| Cost (% of income per capita)                                 | 7.5   | Credit bureau coverage (% of adults)            | 100.0 | Border compliance (hours)                     | 22.6        |
| Minimum capital (% of income per capita)                      | 0.0   | Credit registry coverage (% of adults)          | 0.0   | Cost to export                                |             |
|   |       |   |       | Documentary compliance (US\$)                 | 54          |
| <b>Dealing with construction permits</b> (rank)               | 44    | <b>Protecting minority investors</b> (rank)     | 64    | Border compliance (US\$)                      | 264.9       |
| Score for dealing with construction permits (0–100)           | 74.95 | Score for protecting minority investors (0–100) | 60.00 | Time to import                                |             |
| Procedures (number)   | 12    | Extent of disclosure index (0–10)               | 7     | Documentary compliance (hours)                | 3.4         |
| Time (days)   | 175   | Extent of director liability index (0–10)       | 6     | Border compliance (hours)                     | 39.6        |
| Cost (% of warehouse value)                                   | 0.5   | Ease of shareholder suits index (0–10)          | 8     | Cost to import                                |             |
| Building quality control index (0–15)                         | 11.0  | Extent of shareholder rights index (0–10)       | 6     | Documentary compliance (US\$)                 | 107         |
|   |       | Extent of ownership and control index (0–10)    | 3     | Border compliance (US\$)                      | 299.2       |
|   |       | Extent of corporate transparency index (0–10)   | 6     |   |             |
| <b>Getting electricity</b> (rank)                             | 22    | <b>Paying taxes</b> (rank)                      | 97    | <b>Enforcing contracts</b> (rank)             | 52          |
| Score for getting electricity (0–100)                         | 89.88 | Score for paying taxes (0–100)                  | 71.14 | Score for enforcing contracts (0–100)         | 65.26       |
| Procedures (number)   | 3.4   | Payments (number per year)                      | 30    | Time (days)                                   | 360         |
| Time (days)   | 97.7  | Time (hours per year)                           | 129.5 | Cost (% of claim value)                       | 23.4        |
| Cost (% of income per capita)                                 | 0.0   | Total tax and contribution rate (% of profit)   | 46.7  | Quality of judicial processes index (0–18)    | 7.5         |
| Reliability of supply and transparency of tariffs index (0–8) | 8     | Postfiling index (0–100)                        | 71.69 |   |             |
| <b>Registering property</b> (rank)                            | 48    |   |       | <b>Resolving insolvency</b> (rank)            | 1           |
| Score for registering property (0–100)                        | 74.21 |   |       | Score for resolving insolvency (0–100)        | 93.45       |
| Procedures (number)   | 6     |   |       | Time (years)                                  | 0.6         |
| Time (days)   | 13    |   |       | Cost (% of estate)                            | 4.2         |
| Cost (% of property value)                                    | 5.8   |   |       | Recovery rate (cents on the dollar)           | 92.4        |
| Quality of land administration index (0–30)                   | 24.8  |   |       | Strength of insolvency framework index (0–16) | 14.0        |
| <b>JORDAN</b>   |       | <b>Middle East &amp; North Africa</b>           |       | <b>GNI per capita (US\$)</b>                  |             |
| Ease of doing business rank (1–190)                           | 104   | Ease of doing business score (0–100)            | 60.98 | Population                                    | 9,702,353   |
| <b>Starting a business</b> (rank)                             | 106   | ✓ <b>Getting credit</b> (rank)                  | 134   | <b>Trading across borders</b> (rank)          | 74          |
| Score for starting a business (0–100)                         | 84.43 | Score for getting credit (0–100)                | 35.00 | Score for trading across borders (0–100)      | 79.03       |
| Procedures (number)   | 7.5   | Strength of legal rights index (0–12)           | 0     | Time to export                                |             |
| Time (days)   | 12.5  | Depth of credit information index (0–8)         | 7     | Documentary compliance (hours)                | 6           |
| Cost (% of income per capita)                                 | 23.9  | Credit bureau coverage (% of adults)            | 19.9  | Border compliance (hours)                     | 53          |
| Minimum capital (% of income per capita)                      | 0.1   | Credit registry coverage (% of adults)          | 4.8   | Cost to export                                |             |
|   |       |   |       | Documentary compliance (US\$)                 | 100         |
| <b>Dealing with construction permits</b> (rank)               | 139   | ✓ <b>Protecting minority investors</b> (rank)   | 125   | Border compliance (US\$)                      | 131         |
| Score for dealing with construction permits (0–100)           | 60.47 | Score for protecting minority investors (0–100) | 46.67 | Time to import                                |             |
| Procedures (number)   | 20    | Extent of disclosure index (0–10)               | 4     | Documentary compliance (hours)                | 55          |
| Time (days)   | 66    | Extent of director liability index (0–10)       | 4     | Border compliance (hours)                     | 79          |
| Cost (% of warehouse value)                                   | 12.0  | Ease of shareholder suits index (0–10)          | 3     | Cost to import                                |             |
| Building quality control index (0–15)                         | 11.0  | Extent of shareholder rights index (0–10)       | 3     | Documentary compliance (US\$)                 | 190         |
|   |       | Extent of ownership and control index (0–10)    | 6     | Border compliance (US\$)                      | 206         |
|   |       | Extent of corporate transparency index (0–10)   | 8     |   |             |
| <b>Getting electricity</b> (rank)                             | 62    | ✓ <b>Paying taxes</b> (rank)                    | 95    | ✓ <b>Enforcing contracts</b> (rank)           | 108         |
| Score for getting electricity (0–100)                         | 80.49 | Score for paying taxes (0–100)                  | 71.48 | Score for enforcing contracts (0–100)         | 55.56       |
| Procedures (number)   | 5     | Payments (number per year)                      | 23    | Time (days)                                   | 642         |
| Time (days)   | 55    | Time (hours per year)                           | 126.8 | Cost (% of claim value)                       | 31.2        |
| Cost (% of income per capita)                                 | 293.6 | Total tax and contribution rate (% of profit)   | 28.6  | Quality of judicial processes index (0–18)    | 8.0         |
| Reliability of supply and transparency of tariffs index (0–8) | 6     | Postfiling index (0–100)                        | 34.69 |   |             |
| <b>Registering property</b> (rank)                            | 72    |   |       | <b>Resolving insolvency</b> (rank)            | 150         |
| Score for registering property (0–100)                        | 66.40 |   |       | Score for resolving insolvency (0–100)        | 30.31       |
| Procedures (number)   | 6     |   |       | Time (years)                                  | 3.0         |
| Time (days)   | 17    |   |       | Cost (% of estate)                            | 20.0        |
| Cost (% of property value)                                    | 9.0   |   |       | Recovery rate (cents on the dollar)           | 27.3        |
| Quality of land administration index (0–30)                   | 22.5  |   |       | Strength of insolvency framework index (0–16) | 5.0         |
| <b>KAZAKHSTAN</b>   |       | <b>Europe &amp; Central Asia</b>                |       | <b>GNI per capita (US\$)</b>                  |             |
| Ease of doing business rank (1–190)                           | 28    | Ease of doing business score (0–100)            | 77.89 | Population                                    | 18,037,646  |
| ✓ <b>Starting a business</b> (rank)                           | 36    | <b>Getting credit</b> (rank)                    | 60    | ✓ <b>Trading across borders</b> (rank)        | 102         |
| Score for starting a business (0–100)                         | 92.96 | Score for getting credit (0–100)                | 65.00 | Score for trading across borders (0–100)      | 70.36       |
| Procedures (number)   | 5     | Strength of legal rights index (0–12)           | 6     | Time to export                                |             |
| Time (days)   | 5     | Depth of credit information index (0–8)         | 7     | Documentary compliance (hours)                | 128         |
| Cost (% of income per capita)                                 | 0.3   | Credit bureau coverage (% of adults)            | 59.3  | Border compliance (hours)                     | 105         |
| Minimum capital (% of income per capita)                      | 0.0   | Credit registry coverage (% of adults)          | 0.0   | Cost to export                                |             |
|   |       |   |       | Documentary compliance (US\$)                 | 200         |
| <b>Dealing with construction permits</b> (rank)               | 35    | <b>Protecting minority investors</b> (rank)     | 1     | Border compliance (US\$)                      | 470         |
| Score for dealing with construction permits (0–100)           | 75.77 | Score for protecting minority investors (0–100) | 85.00 | Time to import                                |             |
| Procedures (number)   | 18    | Extent of disclosure index (0–10)               | 9     | Documentary compliance (hours)                | 6           |
| Time (days)   | 101.5 | Extent of director liability index (0–10)       | 6     | Border compliance (hours)                     | 2           |
| Cost (% of warehouse value)                                   | 2.0   | Ease of shareholder suits index (0–10)          | 9     | Cost to import                                |             |
| Building quality control index (0–15)                         | 13.0  | Extent of shareholder rights index (0–10)       | 10    | Documentary compliance (US\$)                 | 0           |
|   |       | Extent of ownership and control index (0–10)    | 8     | Border compliance (US\$)                      | 0           |
|   |       | Extent of corporate transparency index (0–10)   | 9     |   |             |
| <b>Getting electricity</b> (rank)                             | 76    | <b>Paying taxes</b> (rank)                      | 56    | ✓ <b>Enforcing contracts</b> (rank)           | 4           |
| Score for getting electricity (0–100)                         | 76.79 | Score for paying taxes (0–100)                  | 79.28 | Score for enforcing contracts (0–100)         | 81.25       |
| Procedures (number)   | 7     | Payments (number per year)                      | 7     | Time (days)                                   | 370         |
| Time (days)   | 77    | Time (hours per year)                           | 182   | Cost (% of claim value)                       | 22.0        |
| Cost (% of income per capita)                                 | 43.2  | Total tax and contribution rate (% of profit)   | 29.4  | Quality of judicial processes index (0–18)    | 16.0        |
| Reliability of supply and transparency of tariffs index (0–8) | 8     | Postfiling index (0–100)                        | 48.85 |   |             |
| <b>Registering property</b> (rank)                            | 18    |   |       | <b>Resolving insolvency</b> (rank)            | 37          |
| Score for registering property (0–100)                        | 84.62 |   |       | Score for resolving insolvency (0–100)        | 67.83       |
| Procedures (number)   | 3     |   |       | Time (years)                                  | 1.5         |
| Time (days)   | 3.5   |   |       | Cost (% of estate)                            | 15.0        |
| Cost (% of property value)                                    | 0.1   |   |       | Recovery rate (cents on the dollar)           | 38.9        |
| Quality of land administration index (0–30)                   | 17.0  |   |       | Strength of insolvency framework index (0–16) | 15.0        |

Note: Most indicator sets refer to a case scenario in the largest business city of an economy, though for 11 economies the data are a population-weighted average for the two largest business cities. For some indicators a result of “no practice” may be recorded for an economy; see the data notes for more details. In starting a business, procedures (number), time (days) and cost (% of income per capita) are calculated as the average of both men and women. For the postfiling index, a result of “not applicable” may be recorded for an economy.

✓ Reform making it easier to do business ✗ Change making it more difficult to do business

| <b>KENYA</b>  |         | <b>Sub-Saharan Africa</b>                       |       | <b>GNI per capita (US\$)</b>                  |             |
|---|---------|---|-------|---|-------------|
| Ease of doing business rank (1–190)                           | 61      | Ease of doing business score (0–100)            | 70.31 | Population                                    | 49,699,862  |
| <b>Starting a business</b> (rank)                             | 126     | ✓ <b>Getting credit</b> (rank)                  | 8     | <b>Trading across borders</b> (rank)          | 112         |
| Score for starting a business (0–100)                         | 82.41   | Score for getting credit (0–100)                | 90.00 | Score for trading across borders (0–100)      | 68.06       |
| Procedures (number)   | 7       | Strength of legal rights index (0–12)           | 10    | Time to export                                |             |
| Time (days)   | 23      | Depth of credit information index (0–8)         | 8     | Documentary compliance (hours)                | 19          |
| Cost (% of income per capita)                                 | 24.9    | Credit bureau coverage (% of adults)            | 29.9  | Border compliance (hours)                     | 16          |
| Minimum capital (% of income per capita)                      | 0.0     | Credit registry coverage (% of adults)          | 0.0   | Cost to export                                |             |
|   |         |   |       | Documentary compliance (US\$)                 | 191         |
| <b>Dealing with construction permits</b> (rank)               | 128     | ✓ <b>Protecting minority investors</b> (rank)   | 11    | Border compliance (US\$)                      | 143         |
| Score for dealing with construction permits (0–100)           | 63.49   | Score for protecting minority investors (0–100) | 78.33 | Time to import                                |             |
| Procedures (number)   | 16      | Extent of disclosure index (0–10)               | 10    | Documentary compliance (hours)                | 60          |
| Time (days)   | 159     | Extent of director liability index (0–10)       | 10    | Border compliance (hours)                     | 180         |
| Cost (% of warehouse value)                                   | 4.7     | Ease of shareholder suits index (0–10)          | 9     | Cost to import                                |             |
| Building quality control index (0–15)                         | 9.0     | Extent of shareholder rights index (0–10)       | 7     | Documentary compliance (US\$)                 | 115         |
|   |         | Extent of ownership and control index (0–10)    | 6     | Border compliance (US\$)                      | 833         |
|   |         | Extent of corporate transparency index (0–10)   | 5     |   |             |
| <b>Getting electricity</b> (rank)                             | 75      |   |       | <b>Enforcing contracts</b> (rank)             | 88          |
| Score for getting electricity (0–100)                         | 76.80   | ✓ <b>Paying taxes</b> (rank)                    | 91    | Score for enforcing contracts (0–100)         | 58.27       |
| Procedures (number)   | 3       | Score for paying taxes (0–100)                  | 72.37 | Time (days)                                   | 465         |
| Time (days)   | 97      | Payments (number per year)                      | 25    | Cost (% of claim value)                       | 41.8        |
| Cost (% of income per capita)                                 | 685.9   | Time (hours per year)                           | 179.5 | Quality of judicial processes index (0–18)    | 9.0         |
| Reliability of supply and transparency of tariffs index (0–8) | 4       | Total tax and contribution rate (% of profit)   | 37.2  |   |             |
| ✓ <b>Registering property</b> (rank)                          | 122     | Postfiling index (0–100)                        | 62.03 | ✓ <b>Resolving insolvency</b> (rank)          | 57          |
| Score for registering property (0–100)                        | 55.97   |   |       | Score for resolving insolvency (0–100)        | 57.41       |
| Procedures (number)   | 9       |   |       | Time (years)                                  | 4.5         |
| Time (days)   | 49      |   |       | Cost (% of estate)                            | 22.0        |
| Cost (% of property value)                                    | 6.0     |   |       | Recovery rate (cents on the dollar)           | 31.2        |
| Quality of land administration index (0–30)                   | 16.0    |   |       | Strength of insolvency framework index (0–16) | 13.0        |
| <b>KIRIBATI</b>   |         | <b>East Asia &amp; Pacific</b>                  |       | <b>GNI per capita (US\$)</b>                  |             |
| Ease of doing business rank (1–190)                           | 158     | Ease of doing business score (0–100)            | 49.07 | Population                                    | 116,398     |
| <b>Starting a business</b> (rank)                             | 149     | <b>Getting credit</b> (rank)                    | 172   | <b>Trading across borders</b> (rank)          | 131         |
| Score for starting a business (0–100)                         | 78.20   | Score for getting credit (0–100)                | 20.00 | Score for trading across borders (0–100)      | 62.08       |
| Procedures (number)   | 7       | Strength of legal rights index (0–12)           | 4     | Time to export                                |             |
| Time (days)   | 31      | Depth of credit information index (0–8)         | 0     | Documentary compliance (hours)                | 24          |
| Cost (% of income per capita)                                 | 36.1    | Credit bureau coverage (% of adults)            | 0.0   | Border compliance (hours)                     | 72          |
| Minimum capital (% of income per capita)                      | 12.9    | Credit registry coverage (% of adults)          | 0.0   | Cost to export                                |             |
|   |         |   |       | Documentary compliance (US\$)                 | 310         |
| <b>Dealing with construction permits</b> (rank)               | 117     | <b>Protecting minority investors</b> (rank)     | 125   | Border compliance (US\$)                      | 420         |
| Score for dealing with construction permits (0–100)           | 65.73   | Score for protecting minority investors (0–100) | 46.67 | Time to import                                |             |
| Procedures (number)   | 15      | Extent of disclosure index (0–10)               | 6     | Documentary compliance (hours)                | 48          |
| Time (days)   | 150     | Extent of director liability index (0–10)       | 5     | Border compliance (hours)                     | 96          |
| Cost (% of warehouse value)                                   | 0.3     | Ease of shareholder suits index (0–10)          | 8     | Cost to import                                |             |
| Building quality control index (0–15)                         | 6.0     | Extent of shareholder rights index (0–10)       | 5     | Documentary compliance (US\$)                 | 120         |
|   |         | Extent of ownership and control index (0–10)    | 2     | Border compliance (US\$)                      | 685         |
|   |         | Extent of corporate transparency index (0–10)   | 2     |   |             |
| <b>Getting electricity</b> (rank)                             | 170     | <b>Paying taxes</b> (rank)                      | 96    | <b>Enforcing contracts</b> (rank)             | 120         |
| Score for getting electricity (0–100)                         | 44.05   | Score for paying taxes (0–100)                  | 71.42 | Score for enforcing contracts (0–100)         | 53.39       |
| Procedures (number)   | 6       | Payments (number per year)                      | 11    | Time (days)                                   | 660         |
| Time (days)   | 97      | Time (hours per year)                           | 168   | Cost (% of claim value)                       | 25.8        |
| Cost (% of income per capita)                                 | 3,196.1 | Total tax and contribution rate (% of profit)   | 32.7  | Quality of judicial processes index (0–18)    | 6.0         |
| Reliability of supply and transparency of tariffs index (0–8) | 0       | Postfiling index (0–100)                        | 26.68 |   |             |
| <b>Registering property</b> (rank)                            | 149     |   |       | <b>Resolving insolvency</b> (rank)            | 168         |
| Score for registering property (0–100)                        | 49.13   |   |       | Score for resolving insolvency (0–100)        | 0.00        |
| Procedures (number)   | 5       |   |       | Time (years)                                  | no practice |
| Time (days)   | 513     |   |       | Cost (% of estate)                            | no practice |
| Cost (% of property value)                                    | 0.0     |   |       | Recovery rate (cents on the dollar)           | 0.0         |
| Quality of land administration index (0–30)                   | 9.0     |   |       | Strength of insolvency framework index (0–16) | 0.0         |
| <b>KOREA, REP.</b>  |         | <b>OECD high income</b>                         |       | <b>GNI per capita (US\$)</b>                  |             |
| Ease of doing business rank (1–190)                           | 5       | Ease of doing business score (0–100)            | 84.14 | Population                                    | 51,466,201  |
| <b>Starting a business</b> (rank)                             | 11      | <b>Getting credit</b> (rank)                    | 60    | <b>Trading across borders</b> (rank)          | 33          |
| Score for starting a business (0–100)                         | 95.83   | Score for getting credit (0–100)                | 65.00 | Score for trading across borders (0–100)      | 92.52       |
| Procedures (number)   | 2       | Strength of legal rights index (0–12)           | 5     | Time to export                                |             |
| Time (days)   | 4       | Depth of credit information index (0–8)         | 8     | Documentary compliance (hours)                | 1           |
| Cost (% of income per capita)                                 | 14.6    | Credit bureau coverage (% of adults)            | 100.0 | Border compliance (hours)                     | 13          |
| Minimum capital (% of income per capita)                      | 0.0     | Credit registry coverage (% of adults)          | 65.7  | Cost to export                                |             |
|   |         |   |       | Documentary compliance (US\$)                 | 11          |
| <b>Dealing with construction permits</b> (rank)               | 10      | <b>Protecting minority investors</b> (rank)     | 23    | Border compliance (US\$)                      | 185         |
| Score for dealing with construction permits (0–100)           | 84.43   | Score for protecting minority investors (0–100) | 73.33 | Time to import                                |             |
| Procedures (number)   | 10      | Extent of disclosure index (0–10)               | 8     | Documentary compliance (hours)                | 1           |
| Time (days)   | 27.5    | Extent of director liability index (0–10)       | 6     | Border compliance (hours)                     | 6           |
| Cost (% of warehouse value)                                   | 4.4     | Ease of shareholder suits index (0–10)          | 8     | Cost to import                                |             |
| Building quality control index (0–15)                         | 12.0    | Extent of shareholder rights index (0–10)       | 7     | Documentary compliance (US\$)                 | 27          |
|   |         | Extent of ownership and control index (0–10)    | 6     | Border compliance (US\$)                      | 315         |
|   |         | Extent of corporate transparency index (0–10)   | 9     |   |             |
| <b>Getting electricity</b> (rank)                             | 2       | <b>Paying taxes</b> (rank)                      | 24    | <b>Enforcing contracts</b> (rank)             | 2           |
| Score for getting electricity (0–100)                         | 99.89   | Score for paying taxes (0–100)                  | 86.91 | Score for enforcing contracts (0–100)         | 84.15       |
| Procedures (number)   | 3       | Payments (number per year)                      | 12    | Time (days)                                   | 290         |
| Time (days)   | 13      | Time (hours per year)                           | 188   | Cost (% of claim value)                       | 12.7        |
| Cost (% of income per capita)                                 | 35.2    | Total tax and contribution rate (% of profit)   | 33.1  | Quality of judicial processes index (0–18)    | 14.5        |
| Reliability of supply and transparency of tariffs index (0–8) | 8       | Postfiling index (0–100)                        | 93.93 |   |             |
| <b>Registering property</b> (rank)                            | 40      |   |       | <b>Resolving insolvency</b> (rank)            | 11          |
| Score for registering property (0–100)                        | 76.34   |   |       | Score for resolving insolvency (0–100)        | 83.01       |
| Procedures (number)   | 7       |   |       | Time (years)                                  | 1.5         |
| Time (days)   | 5.5     |   |       | Cost (% of estate)                            | 3.5         |
| Cost (% of property value)                                    | 5.1     |   |       | Recovery rate (cents on the dollar)           | 84.6        |
| Quality of land administration index (0–30)                   | 27.5    |   |       | Strength of insolvency framework index (0–16) | 12.0        |

Note: Most indicator sets refer to a case scenario in the largest business city of an economy, though for 11 economies the data are a population-weighted average for the two largest business cities. For some indicators a result of “no practice” may be recorded for an economy; see the data notes for more details. In starting a business, procedures (number), time (days) and cost (% of income per capita) are calculated as the average of both men and women. For the postfiling index, a result of “not applicable” may be recorded for an economy.

✓ Reform making it easier to do business ✗ Change making it more difficult to do business

| <b>KOSOVO</b>   |       | <b>Europe &amp; Central Asia</b>                |                | <b>GNI per capita (US\$)</b>                  |           |
|---|-------|---|----------------|---|-----------|
| Ease of doing business rank (1–190)                           | 44    | Ease of doing business score (0–100)            | 74.15          | Population                                    | 1,830,700 |
| <b>Starting a business</b> (rank)                             | 13    | <b>Getting credit</b> (rank)                    | 12             | ✓ <b>Trading across borders</b> (rank)        | 51        |
| Score for starting a business (0–100)                         | 95.68 | Score for getting credit (0–100)                | 85.00          | Score for trading across borders (0–100)      | 87.46     |
| Procedures (number)   | 3     | Strength of legal rights index (0–12)           | 11             | Time to export                                |           |
| Time (days)   | 5.5   | Depth of credit information index (0–8)         | 6              | Documentary compliance (hours)                | 38        |
| Cost (% of income per capita)                                 | 1.0   | Credit bureau coverage (% of adults)            | 0.0            | Border compliance (hours)                     | 21        |
| Minimum capital (% of income per capita)                      | 0.0   | Credit registry coverage (% of adults)          | 41.3           | Cost to export                                |           |
| ✓ <b>Dealing with construction permits</b> (rank)             | 100   | <b>Protecting minority investors</b> (rank)     | 95             | Documentary compliance (US\$)                 | 127       |
| Score for dealing with construction permits (0–100)           | 67.92 | Score for protecting minority investors (0–100) | 53.33          | Border compliance (US\$)                      | 105       |
| Procedures (number)   | 12    | Extent of disclosure index (0–10)               | 6              | Time to import                                |           |
| Time (days)   | 150   | Extent of director liability index (0–10)       | 6              | Documentary compliance (hours)                | 6         |
| Cost (% of warehouse value)                                   | 4.9   | Ease of shareholder suits index (0–10)          | 4              | Border compliance (hours)                     | 16        |
| Building quality control index (0–15)                         | 9.0   | Extent of shareholder rights index (0–10)       | 9              | Cost to import                                |           |
| <b>Getting electricity</b> (rank)                             | 113   | Extent of ownership and control index (0–10)    | 2              | Documentary compliance (US\$)                 | 42        |
| Score for getting electricity (0–100)                         | 66.16 | Extent of corporate transparency index (0–10)   | 5              | Border compliance (US\$)                      | 128       |
| Procedures (number)   | 6     | ✓ <b>Paying taxes</b> (rank)                    | 44             | <b>Enforcing contracts</b> (rank)             | 50        |
| Time (days)   | 36    | Score for paying taxes (0–100)                  | 81.92          | Score for enforcing contracts (0–100)         | 65.66     |
| Cost (% of income per capita)                                 | 206.0 | Payments (number per year)                      | 10             | Time (days)                                   | 330       |
| Reliability of supply and transparency of tariffs index (0–8) | 2     | Time (hours per year)                           | 153.5          | Cost (% of claim value)                       | 34.4      |
| <b>Registering property</b> (rank)                            | 37    | Total tax and contribution rate (% of profit)   | 15.2           | Quality of judicial processes index (0–18)    | 9.5       |
| Score for registering property (0–100)                        | 78.13 | Postfiling index (0–100)                        | 55.50          | <b>Resolving insolvency</b> (rank)            | 50        |
| Procedures (number)   | 6     |   |                | Score for resolving insolvency (0–100)        | 60.28     |
| Time (days)   | 27    |   |                | Time (years)                                  | 2.0       |
| Cost (% of property value)                                    | 0.3   |   |                | Cost (% of estate)                            | 15.0      |
| Quality of land administration index (0–30)                   | 20.5  |   |                | Recovery rate (cents on the dollar)           | 39.4      |
|   |       |   |                | Strength of insolvency framework index (0–16) | 12.5      |
| <b>KUWAIT</b>   |       | <b>Middle East &amp; North Africa</b>           |                | <b>GNI per capita (US\$)</b>                  |           |
| Ease of doing business rank (1–190)                           | 97    | Ease of doing business score (0–100)            | 62.20          | Population                                    | 4,136,528 |
| ✓ <b>Starting a business</b> (rank)                           | 133   | <b>Getting credit</b> (rank)                    | 134            | <b>Trading across borders</b> (rank)          | 159       |
| Score for starting a business (0–100)                         | 81.40 | Score for getting credit (0–100)                | 35.00          | Score for trading across borders (0–100)      | 54.24     |
| Procedures (number)   | 7.5   | Strength of legal rights index (0–12)           | 1              | Time to export                                |           |
| Time (days)   | 35.5  | Depth of credit information index (0–8)         | 6              | Documentary compliance (hours)                | 72        |
| Cost (% of income per capita)                                 | 2.0   | Credit bureau coverage (% of adults)            | 30.7           | Border compliance (hours)                     | 96        |
| Minimum capital (% of income per capita)                      | 0.0   | Credit registry coverage (% of adults)          | 15.5           | Cost to export                                |           |
| <b>Dealing with construction permits</b> (rank)               | 131   | ✓ <b>Protecting minority investors</b> (rank)   | 72             | Documentary compliance (US\$)                 | 191       |
| Score for dealing with construction permits (0–100)           | 62.35 | Score for protecting minority investors (0–100) | 58.33          | Border compliance (US\$)                      | 602       |
| Procedures (number)   | 23    | Extent of disclosure index (0–10)               | 5              | Time to import                                |           |
| Time (days)   | 231   | Extent of director liability index (0–10)       | 9              | Documentary compliance (hours)                | 96        |
| Cost (% of warehouse value)                                   | 1.2   | Ease of shareholder suits index (0–10)          | 4              | Border compliance (hours)                     | 89        |
| Building quality control index (0–15)                         | 13.0  | Extent of shareholder rights index (0–10)       | 3              | Cost to import                                |           |
| <b>Getting electricity</b> (rank)                             | 95    | Extent of ownership and control index (0–10)    | 6              | Documentary compliance (US\$)                 | 332       |
| Score for getting electricity (0–100)                         | 71.78 | Extent of corporate transparency index (0–10)   | 8              | Border compliance (US\$)                      | 491       |
| Procedures (number)   | 7     | <b>Paying taxes</b> (rank)                      | 7              | <b>Enforcing contracts</b> (rank)             | 77        |
| Time (days)   | 65    | Score for paying taxes (0–100)                  | 92.48          | Score for enforcing contracts (0–100)         | 59.58     |
| Cost (% of income per capita)                                 | 63.8  | Payments (number per year)                      | 12             | Time (days)                                   | 566       |
| Reliability of supply and transparency of tariffs index (0–8) | 6     | Time (hours per year)                           | 98             | Cost (% of claim value)                       | 18.6      |
| <b>Registering property</b> (rank)                            | 69    | Total tax and contribution rate (% of profit)   | 13.0           | Quality of judicial processes index (0–18)    | 6.5       |
| Score for registering property (0–100)                        | 67.54 | Postfiling index (0–100)                        | not applicable | <b>Resolving insolvency</b> (rank)            | 115       |
| Procedures (number)   | 9     |   |                | Score for resolving insolvency (0–100)        | 39.29     |
| Time (days)   | 35    |   |                | Time (years)                                  | 4.2       |
| Cost (% of property value)                                    | 0.5   |   |                | Cost (% of estate)                            | 10.0      |
| Quality of land administration index (0–30)                   | 17.0  |   |                | Recovery rate (cents on the dollar)           | 32.4      |
|   |       |   |                | Strength of insolvency framework index (0–16) | 7.0       |
| <b>KYRGYZ REPUBLIC</b>  |       | <b>Europe &amp; Central Asia</b>                |                | <b>GNI per capita (US\$)</b>                  |           |
| Ease of doing business rank (1–190)                           | 70    | Ease of doing business score (0–100)            | 68.33          | Population                                    | 6,201,500 |
| <b>Starting a business</b> (rank)                             | 35    | <b>Getting credit</b> (rank)                    | 32             | ✓ <b>Trading across borders</b> (rank)        | 70        |
| Score for starting a business (0–100)                         | 92.97 | Score for getting credit (0–100)                | 75.00          | Score for trading across borders (0–100)      | 80.74     |
| Procedures (number)   | 4     | Strength of legal rights index (0–12)           | 9              | Time to export                                |           |
| Time (days)   | 10    | Depth of credit information index (0–8)         | 6              | Documentary compliance (hours)                | 21        |
| Cost (% of income per capita)                                 | 1.9   | Credit bureau coverage (% of adults)            | 37.9           | Border compliance (hours)                     | 5         |
| Minimum capital (% of income per capita)                      | 0.0   | Credit registry coverage (% of adults)          | 0.0            | Cost to export                                |           |
| <b>Dealing with construction permits</b> (rank)               | 29    | ✓ <b>Protecting minority investors</b> (rank)   | 38             | Documentary compliance (US\$)                 | 110       |
| Score for dealing with construction permits (0–100)           | 77.10 | Score for protecting minority investors (0–100) | 66.67          | Border compliance (US\$)                      | 10        |
| Procedures (number)   | 11    | Extent of disclosure index (0–10)               | 7              | Time to import                                |           |
| Time (days)   | 142   | Extent of director liability index (0–10)       | 5              | Documentary compliance (hours)                | 36        |
| Cost (% of warehouse value)                                   | 1.5   | Ease of shareholder suits index (0–10)          | 8              | Border compliance (hours)                     | 72        |
| Building quality control index (0–15)                         | 11.0  | Extent of shareholder rights index (0–10)       | 5              | Cost to import                                |           |
| <b>Getting electricity</b> (rank)                             | 164   | Extent of ownership and control index (0–10)    | 8              | Documentary compliance (US\$)                 | 200       |
| Score for getting electricity (0–100)                         | 46.01 | Extent of corporate transparency index (0–10)   | 7              | Border compliance (US\$)                      | 512       |
| Procedures (number)   | 7     | <b>Paying taxes</b> (rank)                      | 150            | ✓ <b>Enforcing contracts</b> (rank)           | 131       |
| Time (days)   | 111   | Score for paying taxes (0–100)                  | 56.55          | Score for enforcing contracts (0–100)         | 50.42     |
| Cost (% of income per capita)                                 | 717.7 | Payments (number per year)                      | 51             | Time (days)                                   | 410       |
| Reliability of supply and transparency of tariffs index (0–8) | 0     | Time (hours per year)                           | 225            | Cost (% of claim value)                       | 47.0      |
| <b>Registering property</b> (rank)                            | 8     | Total tax and contribution rate (% of profit)   | 29.0           | Quality of judicial processes index (0–18)    | 5.0       |
| Score for registering property (0–100)                        | 90.27 | Postfiling index (0–100)                        | 37.38          | ✓ <b>Resolving insolvency</b> (rank)          | 82        |
| Procedures (number)   | 3     |   |                | Score for resolving insolvency (0–100)        | 47.62     |
| Time (days)   | 3.5   |   |                | Time (years)                                  | 1.5       |
| Cost (% of property value)                                    | 0.2   |   |                | Cost (% of estate)                            | 15.0      |
| Quality of land administration index (0–30)                   | 24.0  |   |                | Recovery rate (cents on the dollar)           | 36.2      |
|   |       |   |                | Strength of insolvency framework index (0–16) | 9.0       |

Note: Most indicator sets refer to a case scenario in the largest business city of an economy, though for 11 economies the data are a population-weighted average for the two largest business cities. For some indicators a result of “no practice” may be recorded for an economy; see the data notes for more details. In starting a business, procedures (number), time (days) and cost (% of income per capita) are calculated as the average of both men and women. For the postfiling index, a result of “not applicable” may be recorded for an economy.



✓ Reform making it easier to do business ✗ Change making it more difficult to do business

| LAO PDR   |       | East Asia & Pacific                             |       | GNI per capita (US\$)                         |             |
|---|-------|---|-------|---|-------------|
| Ease of doing business rank (1–190)                           | 154   | Ease of doing business score (0–100)            | 51.26 | Population                                    | 6,858,160   |
| <b>Starting a business</b> (rank)                             | 180   | <b>Getting credit</b> (rank)                    | 73    | ✓ <b>Trading across borders</b> (rank)        | 76          |
| Score for starting a business (0–100)                         | 60.93 | Score for getting credit (0–100)                | 60.00 | Score for trading across borders (0–100)      | 78.12       |
| Procedures (number)   | 10    | Strength of legal rights index (0–12)           | 6     | Time to export                                |             |
| Time (days)   | 174   | Depth of credit information index (0–8)         | 6     | Documentary compliance (hours)                | 60          |
| Cost (% of income per capita)                                 | 6.6   | Credit bureau coverage (% of adults)            | 0.0   | Border compliance (hours)                     | 9           |
| Minimum capital (% of income per capita)                      | 0.0   | Credit registry coverage (% of adults)          | 14.5  | Cost to export                                |             |
|   |       |   |       | Documentary compliance (US\$)                 | 235         |
| <b>Dealing with construction permits</b> (rank)               | 99    | <b>Protecting minority investors</b> (rank)     | 174   | Border compliance (US\$)                      | 140         |
| Score for dealing with construction permits (0–100)           | 67.94 | Score for protecting minority investors (0–100) | 31.67 | Time to import                                |             |
| Procedures (number)   | 12    | Extent of disclosure index (0–10)               | 6     | Documentary compliance (hours)                | 60          |
| Time (days)   | 92    | Extent of director liability index (0–10)       | 1     | Border compliance (hours)                     | 11          |
| Cost (% of warehouse value)                                   | 4.9   | Ease of shareholder suits index (0–10)          | 3     | Cost to import                                |             |
| Building quality control index (0–15)                         | 6.5   | Extent of shareholder rights index (0–10)       | 4     | Documentary compliance (US\$)                 | 115         |
|   |       | Extent of ownership and control index (0–10)    | 4     | Border compliance (US\$)                      | 224         |
|   |       | Extent of corporate transparency index (0–10)   | 1     |   |             |
| <b>Getting electricity</b> (rank)                             | 156   | <b>Paying taxes</b> (rank)                      | 155   | <b>Enforcing contracts</b> (rank)             | 162         |
| Score for getting electricity (0–100)                         | 52.77 | Score for paying taxes (0–100)                  | 54.22 | Score for enforcing contracts (0–100)         | 41.99       |
| Procedures (number)   | 7     | Payments (number per year)                      | 35    | Time (days)                                   | 828         |
| Time (days)   | 105   | Time (hours per year)                           | 362   | Cost (% of claim value)                       | 31.6        |
| Cost (% of income per capita)                                 | 763.4 | Total tax and contribution rate (% of profit)   | 24.1  | Quality of judicial processes index (0–18)    | 3.5         |
| Reliability of supply and transparency of tariffs index (0–8) | 2     | Postfiling index (0–100)                        | 18.57 |   |             |
| <b>Registering property</b> (rank)                            | 85    |   |       | <b>Resolving insolvency</b> (rank)            | 168         |
| Score for registering property (0–100)                        | 64.93 |   |       | Score for resolving insolvency (0–100)        | 0.00        |
| Procedures (number)   | 6     |   |       | Time (years)                                  | no practice |
| Time (days)   | 28    |   |       | Cost (% of estate)                            | no practice |
| Cost (% of property value)                                    | 3.1   |   |       | Recovery rate (cents on the dollar)           | 0.0         |
| Quality of land administration index (0–30)                   | 10.5  |   |       | Strength of insolvency framework index (0–16) | 0.0         |
| LATVIA  |       | OECD high income                                |       | GNI per capita (US\$)                         |             |
| Ease of doing business rank (1–190)                           | 19    | Ease of doing business score (0–100)            | 79.59 | Population                                    | 1,940,740   |
| <b>Starting a business</b> (rank)                             | 24    | <b>Getting credit</b> (rank)                    | 12    | <b>Trading across borders</b> (rank)          | 26          |
| Score for starting a business (0–100)                         | 94.13 | Score for getting credit (0–100)                | 85.00 | Score for trading across borders (0–100)      | 95.26       |
| Procedures (number)   | 4     | Strength of legal rights index (0–12)           | 9     | Time to export                                |             |
| Time (days)   | 5.5   | Depth of credit information index (0–8)         | 8     | Documentary compliance (hours)                | 2           |
| Cost (% of income per capita)                                 | 1.6   | Credit bureau coverage (% of adults)            | 44.6  | Border compliance (hours)                     | 24          |
| Minimum capital (% of income per capita)                      | 0.0   | Credit registry coverage (% of adults)          | 93.3  | Cost to export                                |             |
|   |       |   |       | Documentary compliance (US\$)                 | 35          |
| <b>Dealing with construction permits</b> (rank)               | 56    | <b>Protecting minority investors</b> (rank)     | 51    | Border compliance (US\$)                      | 150         |
| Score for dealing with construction permits (0–100)           | 73.46 | Score for protecting minority investors (0–100) | 63.33 | Time to import                                |             |
| Procedures (number)   | 14    | Extent of disclosure index (0–10)               | 5     | Documentary compliance (hours)                | 1           |
| Time (days)   | 192   | Extent of director liability index (0–10)       | 4     | Border compliance (hours)                     | 0           |
| Cost (% of warehouse value)                                   | 0.5   | Ease of shareholder suits index (0–10)          | 9     | Cost to import                                |             |
| Building quality control index (0–15)                         | 12.0  | Extent of shareholder rights index (0–10)       | 7     | Documentary compliance (US\$)                 | 0           |
|   |       | Extent of ownership and control index (0–10)    | 5     | Border compliance (US\$)                      | 0           |
|   |       | Extent of corporate transparency index (0–10)   | 8     |   |             |
| <b>Getting electricity</b> (rank)                             | 53    | <b>Paying taxes</b> (rank)                      | 13    | <b>Enforcing contracts</b> (rank)             | 20          |
| Score for getting electricity (0–100)                         | 82.24 | Score for paying taxes (0–100)                  | 89.74 | Score for enforcing contracts (0–100)         | 71.66       |
| Procedures (number)   | 4     | Payments (number per year)                      | 7     | Time (days)                                   | 469         |
| Time (days)   | 107   | Time (hours per year)                           | 168.5 | Cost (% of claim value)                       | 23.1        |
| Cost (% of income per capita)                                 | 258.9 | Total tax and contribution rate (% of profit)   | 36.0  | Quality of judicial processes index (0–18)    | 12.5        |
| Reliability of supply and transparency of tariffs index (0–8) | 7     | Postfiling index (0–100)                        | 98.11 |   |             |
| ✗ <b>Registering property</b> (rank)                          | 25    |   |       | <b>Resolving insolvency</b> (rank)            | 54          |
| Score for registering property (0–100)                        | 81.45 |   |       | Score for resolving insolvency (0–100)        | 59.60       |
| Procedures (number)   | 4     |   |       | Time (years)                                  | 1.5         |
| Time (days)   | 16.5  |   |       | Cost (% of estate)                            | 10.0        |
| Cost (% of property value)                                    | 2.0   |   |       | Recovery rate (cents on the dollar)           | 41.1        |
| Quality of land administration index (0–30)                   | 21.5  |   |       | Strength of insolvency framework index (0–16) | 12.0        |
| LEBANON   |       | Middle East & North Africa                      |       | GNI per capita (US\$)                         |             |
| Ease of doing business rank (1–190)                           | 142   | Ease of doing business score (0–100)            | 54.04 | Population                                    | 6,082,357   |
| <b>Starting a business</b> (rank)                             | 146   | <b>Getting credit</b> (rank)                    | 124   | <b>Trading across borders</b> (rank)          | 150         |
| Score for starting a business (0–100)                         | 78.63 | Score for getting credit (0–100)                | 40.00 | Score for trading across borders (0–100)      | 57.90       |
| Procedures (number)   | 8     | Strength of legal rights index (0–12)           | 2     | Time to export                                |             |
| Time (days)   | 15    | Depth of credit information index (0–8)         | 6     | Documentary compliance (hours)                | 48          |
| Cost (% of income per capita)                                 | 40.0  | Credit bureau coverage (% of adults)            | 0.0   | Border compliance (hours)                     | 96          |
| Minimum capital (% of income per capita)                      | 38.9  | Credit registry coverage (% of adults)          | 23.6  | Cost to export                                |             |
|   |       |   |       | Documentary compliance (US\$)                 | 100         |
| <b>Dealing with construction permits</b> (rank)               | 170   | <b>Protecting minority investors</b> (rank)     | 140   | Border compliance (US\$)                      | 480         |
| Score for dealing with construction permits (0–100)           | 52.69 | Score for protecting minority investors (0–100) | 41.67 | Time to import                                |             |
| Procedures (number)   | 22    | Extent of disclosure index (0–10)               | 9     | Documentary compliance (hours)                | 72          |
| Time (days)   | 277   | Extent of director liability index (0–10)       | 1     | Border compliance (hours)                     | 180         |
| Cost (% of warehouse value)                                   | 7.1   | Ease of shareholder suits index (0–10)          | 5     | Cost to import                                |             |
| Building quality control index (0–15)                         | 13.0  | Extent of shareholder rights index (0–10)       | 4     | Documentary compliance (US\$)                 | 135         |
|   |       | Extent of ownership and control index (0–10)    | 1     | Border compliance (US\$)                      | 790         |
|   |       | Extent of corporate transparency index (0–10)   | 5     |   |             |
| <b>Getting electricity</b> (rank)                             | 124   | <b>Paying taxes</b> (rank)                      | 113   | <b>Enforcing contracts</b> (rank)             | 135         |
| Score for getting electricity (0–100)                         | 62.75 | Score for paying taxes (0–100)                  | 67.94 | Score for enforcing contracts (0–100)         | 49.85       |
| Procedures (number)   | 4     | Payments (number per year)                      | 20    | Time (days)                                   | 721         |
| Time (days)   | 89    | Time (hours per year)                           | 181   | Cost (% of claim value)                       | 30.8        |
| Cost (% of income per capita)                                 | 119.4 | Total tax and contribution rate (% of profit)   | 31.1  | Quality of judicial processes index (0–18)    | 6.0         |
| Reliability of supply and transparency of tariffs index (0–8) | 0     | Postfiling index (0–100)                        | 27.48 |   |             |
| <b>Registering property</b> (rank)                            | 105   |   |       | <b>Resolving insolvency</b> (rank)            | 151         |
| Score for registering property (0–100)                        | 59.44 |   |       | Score for resolving insolvency (0–100)        | 29.55       |
| Procedures (number)   | 8     |   |       | Time (years)                                  | 3.0         |
| Time (days)   | 37    |   |       | Cost (% of estate)                            | 15.0        |
| Cost (% of property value)                                    | 6.0   |   |       | Recovery rate (cents on the dollar)           | 31.7        |
| Quality of land administration index (0–30)                   | 16.0  |   |       | Strength of insolvency framework index (0–16) | 4.0         |

Note: Most indicator sets refer to a case scenario in the largest business city of an economy, though for 11 economies the data are a population-weighted average for the two largest business cities. For some indicators a result of “no practice” may be recorded for an economy; see the data notes for more details. In starting a business, procedures (number), time (days) and cost (% of income per capita) are calculated as the average of both men and women. For the postfiling index, a result of “not applicable” may be recorded for an economy.



✓ Reform making it easier to do business ✗ Change making it more difficult to do business

| <b>LESOTHO</b>  |             | <b>Sub-Saharan Africa</b>                       |       | <b>GNI per capita (US\$)</b>                  |             |
|---|-------------|---|-------|---|-------------|
| Ease of doing business rank (1–190)                           | 106         | Ease of doing business score (0–100)            | 60.60 | Population                                    | 2,233,339   |
| <b>Starting a business</b> (rank)                             | 119         | <b>Getting credit</b> (rank)                    | 85    | ✓ <b>Trading across borders</b> (rank)        | 38          |
| Score for starting a business (0–100)                         | 83.13       | Score for getting credit (0–100)                | 55.00 | Score for trading across borders (0–100)      | 91.86       |
| Procedures (number)   | 7           | Strength of legal rights index (0–12)           | 5     | Time to export                                |             |
| Time (days)   | 29          | Depth of credit information index (0–8)         | 6     | Documentary compliance (hours)                | 1           |
| Cost (% of income per capita)                                 | 7.1         | Credit bureau coverage (% of adults)            | 11.3  | Border compliance (hours)                     | 4           |
| Minimum capital (% of income per capita)                      | 0.0         | Credit registry coverage (% of adults)          | 0.0   | Cost to export                                |             |
|   |             |   |       | Documentary compliance (US\$)                 | 90          |
| <b>Dealing with construction permits</b> (rank)               | 171         | <b>Protecting minority investors</b> (rank)     | 110   | Border compliance (US\$)                      | 150         |
| Score for dealing with construction permits (0–100)           | 52.36       | Score for protecting minority investors (0–100) | 50.00 | Time to import                                |             |
| Procedures (number)   | 10          | Extent of disclosure index (0–10)               | 3     | Documentary compliance (hours)                | 1           |
| Time (days)   | 183         | Extent of director liability index (0–10)       | 4     | Border compliance (hours)                     | 5           |
| Cost (% of warehouse value)                                   | 11.7        | Ease of shareholder suits index (0–10)          | 9     | Cost to import                                |             |
| Building quality control index (0–15)                         | 5.0         | Extent of shareholder rights index (0–10)       | 6     | Documentary compliance (US\$)                 | 90          |
|   |             | Extent of ownership and control index (0–10)    | 3     | Border compliance (US\$)                      | 150         |
|   |             | Extent of corporate transparency index (0–10)   | 5     |   |             |
| <b>Getting electricity</b> (rank)                             | 157         | <b>Paying taxes</b> (rank)                      | 108   | <b>Enforcing contracts</b> (rank)             | 95          |
| Score for getting electricity (0–100)                         | 52.38       | Score for getting credit (0–100)                | 68.91 | Score for enforcing contracts (0–100)         | 57.18       |
| Procedures (number)   | 5           | Score for paying taxes (0–100)                  | 32    | Time (days)                                   | 615         |
| Time (days)   | 114         | Payments (number per year)                      | 327   | Cost (% of claim value)                       | 31.3        |
| Cost (% of income per capita)                                 | 1,247.1     | Time (hours per year)                           | 13.6  | Quality of judicial processes index (0–18)    | 8.5         |
| Reliability of supply and transparency of tariffs index (0–8) | 0           | Total tax and contribution rate (% of profit)   | 66.94 |   |             |
|   |             | Postfiling index (0–100)                        |       | <b>Resolving insolvency</b> (rank)            | 126         |
| <b>Registering property</b> (rank)                            | 108         |   |       | Score for resolving insolvency (0–100)        | 36.91       |
| Score for registering property (0–100)                        | 58.25       |   |       | Time (years)                                  | 2.6         |
| Procedures (number)   | 4           |   |       | Cost (% of estate)                            | 20.0        |
| Time (days)   | 43          |   |       | Recovery rate (cents on the dollar)           | 27.9        |
| Cost (% of property value)                                    | 8.0         |   |       | Strength of insolvency framework index (0–16) | 7.0         |
| Quality of land administration index (0–30)                   | 9.5         |   |       |   |             |
| <b>LIBERIA</b>  |             | <b>Sub-Saharan Africa</b>                       |       | <b>GNI per capita (US\$)</b>                  |             |
| Ease of doing business rank (1–190)                           | 174         | Ease of doing business score (0–100)            | 43.51 | Population                                    | 4,731,906   |
| <b>Starting a business</b> (rank)                             | 80          | <b>Getting credit</b> (rank)                    | 112   | <b>Trading across borders</b> (rank)          | 179         |
| Score for starting a business (0–100)                         | 88.14       | Score for getting credit (0–100)                | 45.00 | Score for trading across borders (0–100)      | 27.77       |
| Procedures (number)   | 5           | Strength of legal rights index (0–12)           | 9     | Time to export                                |             |
| Time (days)   | 18          | Depth of credit information index (0–8)         | 0     | Documentary compliance (hours)                | 144         |
| Cost (% of income per capita)                                 | 12.6        | Credit bureau coverage (% of adults)            | 0.0   | Border compliance (hours)                     | 193         |
| Minimum capital (% of income per capita)                      | 0.0         | Credit registry coverage (% of adults)          | 1.8   | Cost to export                                |             |
|   |             |   |       | Documentary compliance (US\$)                 | 155         |
| <b>Dealing with construction permits</b> (rank)               | 185         | <b>Protecting minority investors</b> (rank)     | 180   | Border compliance (US\$)                      | 1,113       |
| Score for dealing with construction permits (0–100)           | 28.94       | Score for protecting minority investors (0–100) | 26.67 | Time to import                                |             |
| Procedures (number)   | 25          | Extent of disclosure index (0–10)               | 4     | Documentary compliance (hours)                | 144         |
| Time (days)   | 87          | Extent of director liability index (0–10)       | 1     | Border compliance (hours)                     | 217         |
| Cost (% of warehouse value)                                   | 38.1        | Ease of shareholder suits index (0–10)          | 6     | Cost to import                                |             |
| Building quality control index (0–15)                         | 2.0         | Extent of shareholder rights index (0–10)       | 3     | Documentary compliance (US\$)                 | 230         |
|   |             | Extent of ownership and control index (0–10)    | 1     | Border compliance (US\$)                      | 1,013       |
|   |             | Extent of corporate transparency index (0–10)   | 1     |   |             |
| <b>Getting electricity</b> (rank)                             | 172         | <b>Paying taxes</b> (rank)                      | 67    | <b>Enforcing contracts</b> (rank)             | 175         |
| Score for getting electricity (0–100)                         | 35.06       | Score for getting credit (0–100)                | 76.70 | Score for enforcing contracts (0–100)         | 35.23       |
| Procedures (number)   | 4           | Score for paying taxes (0–100)                  | 33    | Time (days)                                   | 1,300       |
| Time (days)   | 482         | Payments (number per year)                      | 139.5 | Cost (% of claim value)                       | 35.0        |
| Cost (% of income per capita)                                 | 3,491.7     | Time (hours per year)                           | 45.5  | Quality of judicial processes index (0–18)    | 7.5         |
| Reliability of supply and transparency of tariffs index (0–8) | 0           | Total tax and contribution rate (% of profit)   | 98.62 |   |             |
|   |             | Postfiling index (0–100)                        |       | <b>Resolving insolvency</b> (rank)            | 111         |
| <b>Registering property</b> (rank)                            | 182         |   |       | Score for resolving insolvency (0–100)        | 40.50       |
| Score for registering property (0–100)                        | 31.09       |   |       | Time (years)                                  | 3.0         |
| Procedures (number)   | 10          |   |       | Cost (% of estate)                            | 30.0        |
| Time (days)   | 44          |   |       | Recovery rate (cents on the dollar)           | 17.2        |
| Cost (% of property value)                                    | 13.8        |   |       | Strength of insolvency framework index (0–16) | 10.0        |
| Quality of land administration index (0–30)                   | 3.5         |   |       |   |             |
| <b>LIBYA</b>  |             | <b>Middle East &amp; North Africa</b>           |       | <b>GNI per capita (US\$)</b>                  |             |
| Ease of doing business rank (1–190)                           | 186         | Ease of doing business score (0–100)            | 33.44 | Population                                    | 6,374,616   |
| <b>Starting a business</b> (rank)                             | 160         | <b>Getting credit</b> (rank)                    | 186   | <b>Trading across borders</b> (rank)          | 128         |
| Score for starting a business (0–100)                         | 73.56       | Score for getting credit (0–100)                | 0.00  | Score for trading across borders (0–100)      | 64.66       |
| Procedures (number)   | 10          | Strength of legal rights index (0–12)           | 0     | Time to export                                |             |
| Time (days)   | 35          | Depth of credit information index (0–8)         | 0     | Documentary compliance (hours)                | 72          |
| Cost (% of income per capita)                                 | 23.0        | Credit bureau coverage (% of adults)            | 0.0   | Border compliance (hours)                     | 72          |
| Minimum capital (% of income per capita)                      | 26.6        | Credit registry coverage (% of adults)          | 0.6   | Cost to export                                |             |
|   |             |   |       |   | 50          |
| <b>Dealing with construction permits</b> (rank)               | 186         | <b>Protecting minority investors</b> (rank)     | 185   | Border compliance (US\$)                      | 575         |
| Score for dealing with construction permits (0–100)           | 0.00        | Score for protecting minority investors (0–100) | 25.00 | Time to import                                |             |
| Procedures (number)   | no practice | Extent of disclosure index (0–10)               | 4     | Documentary compliance (hours)                | 96          |
| Time (days)   | no practice | Extent of director liability index (0–10)       | 1     | Border compliance (hours)                     | 79          |
| Cost (% of warehouse value)                                   | no practice | Ease of shareholder suits index (0–10)          | 4     | Cost to import                                |             |
| Building quality control index (0–15)                         | no practice | Extent of shareholder rights index (0–10)       | 4     | Documentary compliance (US\$)                 | 60          |
|   |             | Extent of ownership and control index (0–10)    | 1     | Border compliance (US\$)                      | 637         |
|   |             | Extent of corporate transparency index (0–10)   | 1     |   |             |
| <b>Getting electricity</b> (rank)                             | 136         | <b>Paying taxes</b> (rank)                      | 128   | <b>Enforcing contracts</b> (rank)             | 141         |
| Score for getting electricity (0–100)                         | 59.13       | Score for getting credit (0–100)                | 63.61 | Score for enforcing contracts (0–100)         | 48.41       |
| Procedures (number)   | 4           | Score for paying taxes (0–100)                  | 19    | Time (days)                                   | 690         |
| Time (days)   | 118         | Payments (number per year)                      | 889   | Cost (% of claim value)                       | 27.0        |
| Cost (% of income per capita)                                 | 270.8       | Time (hours per year)                           | 32.6  | Quality of judicial processes index (0–18)    | 4.0         |
| Reliability of supply and transparency of tariffs index (0–8) | 0           | Total tax and contribution rate (% of profit)   | 90.16 |   |             |
|   |             | Postfiling index (0–100)                        |       | <b>Resolving insolvency</b> (rank)            | 168         |
| <b>Registering property</b> (rank)                            | 187         |   |       | Score for resolving insolvency (0–100)        | 0.00        |
| Score for registering property (0–100)                        | 0.00        |   |       | Time (years)                                  | no practice |
| Procedures (number)   | no practice |   |       | Cost (% of estate)                            | no practice |
| Time (days)   | no practice |   |       | Recovery rate (cents on the dollar)           | 0.0         |
| Cost (% of property value)                                    | no practice |   |       | Strength of insolvency framework index (0–16) | 0.0         |
| Quality of land administration index (0–30)                   | no practice |   |       |   |             |

Note: Most indicator sets refer to a case scenario in the largest business city of an economy, though for 11 economies the data are a population-weighted average for the two largest business cities. For some indicators a result of "no practice" may be recorded for an economy; see the data notes for more details. In starting a business, procedures (number), time (days) and cost (% of income per capita) are calculated as the average of both men and women. For the postfiling index, a result of "not applicable" may be recorded for an economy.

✓ Reform making it easier to do business ✗ Change making it more difficult to do business

| <b>LITHUANIA</b>  |       | <b>OECD high income</b>                         |       | <b>GNI per capita (US\$)</b>                  |           |
|---|-------|---|-------|---|-----------|
| Ease of doing business rank (1–190)                           | 14    | Ease of doing business score (0–100)            | 80.83 | Population                                    | 2,827,721 |
| <b>Starting a business</b> (rank)                             | 31    | <b>Getting credit</b> (rank)                    | 44    | ✓ <b>Trading across borders</b> (rank)        | 19        |
| Score for starting a business (0–100)                         | 93.18 | Score for getting credit (0–100)                | 70.00 | Score for trading across borders (0–100)      | 97.83     |
| Procedures (number)   | 4     | Strength of legal rights index (0–12)           | 6     | Time to export                                |           |
| Time (days)   | 5.5   | Depth of credit information index (0–8)         | 8     | Documentary compliance (hours)                | 3         |
| Cost (% of income per capita)                                 | 0.5   | Credit bureau coverage (% of adults)            | 96.8  | Border compliance (hours)                     | 7         |
| Minimum capital (% of income per capita)                      | 17.5  | Credit registry coverage (% of adults)          | 51.6  | Cost to export                                |           |
|   |       |   |       | Documentary compliance (US\$)                 | 28        |
| <b>Dealing with construction permits</b> (rank)               | 7     | ✓ <b>Protecting minority investors</b> (rank)   | 38    | Border compliance (US\$)                      | 58        |
| Score for dealing with construction permits (0–100)           | 84.86 | Score for protecting minority investors (0–100) | 66.67 | Time to import                                |           |
| Procedures (number)   | 13    | Extent of disclosure index (0–10)               | 7     | Documentary compliance (hours)                | 1         |
| Time (days)   | 74    | Extent of director liability index (0–10)       | 4     | Border compliance (hours)                     | 0         |
| Cost (% of warehouse value)                                   | 0.3   | Ease of shareholder suits index (0–10)          | 7     | Cost to import                                |           |
| Building quality control index (0–15)                         | 13.0  | Extent of shareholder rights index (0–10)       | 6     | Documentary compliance (US\$)                 | 0         |
|   |       | Extent of ownership and control index (0–10)    | 6     | Border compliance (US\$)                      | 0         |
|   |       | Extent of corporate transparency index (0–10)   | 10    |   |           |
| <b>Getting electricity</b> (rank)                             | 26    |   |       | <b>Enforcing contracts</b> (rank)             | 7         |
| Score for getting electricity (0–100)                         | 88.43 | ✓ <b>Paying taxes</b> (rank)                    | 18    | Score for enforcing contracts (0–100)         | 78.80     |
| Procedures (number)   | 4     | Score for paying taxes (0–100)                  | 88.66 | Time (days)                                   | 370       |
| Time (days)   | 85    | Payments (number per year)                      | 10    | Cost (% of claim value)                       | 23.6      |
| Cost (% of income per capita)                                 | 38.0  | Time (hours per year)                           | 99    | Quality of judicial processes index (0–18)    | 15.0      |
| Reliability of supply and transparency of tariffs index (0–8) | 8     | Total tax and contribution rate (% of profit)   | 42.6  |   |           |
|   |       | Postfiling index (0–100)                        | 97.52 | <b>Resolving insolvency</b> (rank)            | 85        |
| <b>Registering property</b> (rank)                            | 3     |   |       | Score for resolving insolvency (0–100)        | 46.87     |
| Score for registering property (0–100)                        | 92.96 |   |       | Time (years)                                  | 2.3       |
| Procedures (number)   | 3     |   |       | Cost (% of estate)                            | 15.0      |
| Time (days)   | 3.5   |   |       | Recovery rate (cents on the dollar)           | 40.6      |
| Cost (% of property value)                                    | 0.8   |   |       | Strength of insolvency framework index (0–16) | 8.0       |
| Quality of land administration index (0–30)                   | 28.5  |   |       |   |           |
| <b>LUXEMBOURG</b>   |       | <b>OECD high income</b>                         |       | <b>GNI per capita (US\$)</b>                  |           |
| Ease of doing business rank (1–190)                           | 66    | Ease of doing business score (0–100)            | 69.01 | Population                                    | 599,449   |
| <b>Starting a business</b> (rank)                             | 73    | <b>Getting credit</b> (rank)                    | 175   | <b>Trading across borders</b> (rank)          | 1         |
| Score for starting a business (0–100)                         | 88.73 | Score for getting credit (0–100)                | 15.00 | Score for trading across borders (0–100)      | 100.00    |
| Procedures (number)   | 5     | Strength of legal rights index (0–12)           | 3     | Time to export                                |           |
| Time (days)   | 16.5  | Depth of credit information index (0–8)         | 0     | Documentary compliance (hours)                | 1         |
| Cost (% of income per capita)                                 | 1.7   | Credit bureau coverage (% of adults)            | 0.0   | Border compliance (hours)                     | 0         |
| Minimum capital (% of income per capita)                      | 18.5  | Credit registry coverage (% of adults)          | 0.0   | Cost to export                                |           |
|   |       |   |       | Documentary compliance (US\$)                 | 0         |
| <b>Dealing with construction permits</b> (rank)               | 12    | <b>Protecting minority investors</b> (rank)     | 122   | Border compliance (US\$)                      | 0         |
| Score for dealing with construction permits (0–100)           | 83.71 | Score for protecting minority investors (0–100) | 48.33 | Time to import                                |           |
| Procedures (number)   | 11    | Extent of disclosure index (0–10)               | 6     | Documentary compliance (hours)                | 1         |
| Time (days)   | 157   | Extent of director liability index (0–10)       | 5     | Border compliance (hours)                     | 0         |
| Cost (% of warehouse value)                                   | 0.7   | Ease of shareholder suits index (0–10)          | 4     | Cost to import                                |           |
| Building quality control index (0–15)                         | 15.0  | Extent of shareholder rights index (0–10)       | 5     | Documentary compliance (US\$)                 | 0         |
|   |       | Extent of ownership and control index (0–10)    | 2     | Border compliance (US\$)                      | 0         |
|   |       | Extent of corporate transparency index (0–10)   | 7     |   |           |
| <b>Getting electricity</b> (rank)                             | 41    | <b>Paying taxes</b> (rank)                      | 22    | <b>Enforcing contracts</b> (rank)             | 15        |
| Score for getting electricity (0–100)                         | 84.30 | Score for paying taxes (0–100)                  | 87.37 | Score for enforcing contracts (0–100)         | 73.32     |
| Procedures (number)   | 5     | Payments (number per year)                      | 23    | Time (days)                                   | 321       |
| Time (days)   | 56    | Time (hours per year)                           | 55    | Cost (% of claim value)                       | 9.7       |
| Cost (% of income per capita)                                 | 35.3  | Total tax and contribution rate (% of profit)   | 20.5  | Quality of judicial processes index (0–18)    | 8.5       |
| Reliability of supply and transparency of tariffs index (0–8) | 7     | Postfiling index (0–100)                        | 83.75 | <b>Resolving insolvency</b> (rank)            | 90        |
| <b>Registering property</b> (rank)                            | 92    |   |       | Score for resolving insolvency (0–100)        | 45.46     |
| Score for registering property (0–100)                        | 63.85 |   |       | Time (years)                                  | 2.0       |
| Procedures (number)   | 7     |   |       | Cost (% of estate)                            | 14.5      |
| Time (days)   | 26.5  |   |       | Recovery rate (cents on the dollar)           | 43.8      |
| Cost (% of property value)                                    | 10.1  |   |       | Strength of insolvency framework index (0–16) | 7.0       |
| Quality of land administration index (0–30)                   | 25.5  |   |       |   |           |
| <b>MACEDONIA, FYR</b>   |       | <b>Europe &amp; Central Asia</b>                |       | <b>GNI per capita (US\$)</b>                  |           |
| Ease of doing business rank (1–190)                           | 10    | Ease of doing business score (0–100)            | 81.55 | Population                                    | 2,083,160 |
| <b>Starting a business</b> (rank)                             | 47    | <b>Getting credit</b> (rank)                    | 12    | <b>Trading across borders</b> (rank)          | 29        |
| Score for starting a business (0–100)                         | 92.08 | Score for getting credit (0–100)                | 85.00 | Score for trading across borders (0–100)      | 93.87     |
| Procedures (number)   | 4     | Strength of legal rights index (0–12)           | 10    | Time to export                                |           |
| Time (days)   | 14    | Depth of credit information index (0–8)         | 7     | Documentary compliance (hours)                | 2         |
| Cost (% of income per capita)                                 | 0.9   | Credit bureau coverage (% of adults)            | 100.0 | Border compliance (hours)                     | 9         |
| Minimum capital (% of income per capita)                      | 0.0   | Credit registry coverage (% of adults)          | 40.7  | Cost to export                                |           |
|   |       |   |       | Documentary compliance (US\$)                 | 45        |
| ✓ <b>Dealing with construction permits</b> (rank)             | 13    | <b>Protecting minority investors</b> (rank)     | 7     | Border compliance (US\$)                      | 103       |
| Score for dealing with construction permits (0–100)           | 83.38 | Score for protecting minority investors (0–100) | 80.00 | Time to import                                |           |
| Procedures (number)   | 9     | Extent of disclosure index (0–10)               | 10    | Documentary compliance (hours)                | 3         |
| Time (days)   | 91    | Extent of director liability index (0–10)       | 9     | Border compliance (hours)                     | 8         |
| Cost (% of warehouse value)                                   | 3.7   | Ease of shareholder suits index (0–10)          | 5     | Cost to import                                |           |
| Building quality control index (0–15)                         | 13.0  | Extent of shareholder rights index (0–10)       | 8     | Documentary compliance (US\$)                 | 50        |
|   |       | Extent of ownership and control index (0–10)    | 7     | Border compliance (US\$)                      | 150       |
|   |       | Extent of corporate transparency index (0–10)   | 9     |   |           |
| <b>Getting electricity</b> (rank)                             | 57    | <b>Paying taxes</b> (rank)                      | 31    | <b>Enforcing contracts</b> (rank)             | 37        |
| Score for getting electricity (0–100)                         | 81.43 | Score for paying taxes (0–100)                  | 84.72 | Score for enforcing contracts (0–100)         | 67.79     |
| Procedures (number)   | 3     | Payments (number per year)                      | 7     | Time (days)                                   | 634       |
| Time (days)   | 97    | Time (hours per year)                           | 119   | Cost (% of claim value)                       | 28.8      |
| Cost (% of income per capita)                                 | 196.1 | Total tax and contribution rate (% of profit)   | 13.0  | Quality of judicial processes index (0–18)    | 14.0      |
| Reliability of supply and transparency of tariffs index (0–8) | 5     | Postfiling index (0–100)                        | 56.36 | <b>Resolving insolvency</b> (rank)            | 30        |
| <b>Registering property</b> (rank)                            | 46    |   |       | Score for resolving insolvency (0–100)        | 72.69     |
| Score for registering property (0–100)                        | 74.50 |   |       | Time (years)                                  | 1.5       |
| Procedures (number)   | 7     |   |       | Cost (% of estate)                            | 10.0      |
| Time (days)   | 30    |   |       | Recovery rate (cents on the dollar)           | 48.0      |
| Cost (% of property value)                                    | 3.2   |   |       | Strength of insolvency framework index (0–16) | 15.0      |
| Quality of land administration index (0–30)                   | 25.0  |   |       |   |           |

Note: Most indicator sets refer to a case scenario in the largest business city of an economy, though for 11 economies the data are a population-weighted average for the two largest business cities. For some indicators a result of “no practice” may be recorded for an economy; see the data notes for more details. In starting a business, procedures (number), time (days) and cost (% of income per capita) are calculated as the average of both men and women. For the postfiling index, a result of “not applicable” may be recorded for an economy.

✓ Reform making it easier to do business ✗ Change making it more difficult to do business

| <b>MADAGASCAR</b>   |         | <b>Sub-Saharan Africa</b>                       |       | <b>GNI per capita (US\$)</b>                  |            |
|---|---------|---|-------|---|------------|
| Ease of doing business rank (1–190)                           | 161     | Ease of doing business score (0–100)            | 48.89 | Population                                    | 25,570,895 |
| <b>Starting a business</b> (rank)                             | 81      | ✓ <b>Getting credit</b> (rank)                  | 124   | <b>Trading across borders</b> (rank)          | 138        |
| Score for starting a business (0–100)                         | 88.10   | Score for getting credit (0–100)                | 40.00 | Score for trading across borders (0–100)      | 60.95      |
| Procedures (number)   | 5       | Strength of legal rights index (0–12)           | 2     | Time to export                                |            |
| Time (days)   | 8       | Depth of credit information index (0–8)         | 6     | Documentary compliance (hours)                | 49         |
| Cost (% of income per capita)                                 | 33.0    | Credit bureau coverage (% of adults)            | 0.0   | Border compliance (hours)                     | 70         |
| Minimum capital (% of income per capita)                      | 0.0     | Credit registry coverage (% of adults)          | 6.3   | Cost to export                                |            |
|   |         |   |       | Documentary compliance (US\$)                 | 117        |
| ✓ <b>Dealing with construction permits</b> (rank)             | 183     | <b>Protecting minority investors</b> (rank)     | 99    | Border compliance (US\$)                      | 868        |
| Score for dealing with construction permits (0–100)           | 37.54   | Score for protecting minority investors (0–100) | 51.67 | Time to import                                |            |
| Procedures (number)   | 16      | Extent of disclosure index (0–10)               | 7     | Documentary compliance (hours)                | 58         |
| Time (days)   | 185     | Extent of director liability index (0–10)       | 6     | Border compliance (hours)                     | 99         |
| Cost (% of warehouse value)                                   | 36.3    | Ease of shareholder suits index (0–10)          | 5     | Cost to import                                |            |
| Building quality control index (0–15)                         | 6.0     | Extent of shareholder rights index (0–10)       | 4     | Documentary compliance (US\$)                 | 150        |
|   |         | Extent of ownership and control index (0–10)    | 5     | Border compliance (US\$)                      | 595        |
|   |         | Extent of corporate transparency index (0–10)   | 4     |   |            |
| <b>Getting electricity</b> (rank)                             | 185     | <b>Paying taxes</b> (rank)                      | 132   | ✓ <b>Enforcing contracts</b> (rank)           | 150        |
| Score for getting electricity (0–100)                         | 22.48   | Score for getting credit (0–100)                | 62.62 | Score for enforcing contracts (0–100)         | 46.55      |
| Procedures (number)   | 6       | Payments (number per year)                      | 23    | Time (days)                                   | 871        |
| Time (days)   | 450     | Time (hours per year)                           | 183   | Cost (% of claim value)                       | 33.6       |
| Cost (% of income per capita)                                 | 4,866.9 | Total tax and contribution rate (% of profit)   | 38.3  | Quality of judicial processes index (0–18)    | 7.0        |
| Reliability of supply and transparency of tariffs index (0–8) | 0       | Postfiling index (0–100)                        | 21.84 |   |            |
| <b>Registering property</b> (rank)                            | 162     |   |       | <b>Resolving insolvency</b> (rank)            | 136        |
| Score for registering property (0–100)                        | 44.72   |   |       | Score for resolving insolvency (0–100)        | 34.24      |
| Procedures (number)   | 6       |   |       | Time (years)                                  | 3.0        |
| Time (days)   | 100     |   |       | Cost (% of estate)                            | 8.5        |
| Cost (% of property value)                                    | 9.1     |   |       | Recovery rate (cents on the dollar)           | 11.4       |
| Quality of land administration index (0–30)                   | 8.5     |   |       | Strength of insolvency framework index (0–16) | 9.0        |
| <b>MALAWI</b>   |         | <b>Sub-Saharan Africa</b>                       |       | <b>GNI per capita (US\$)</b>                  |            |
| Ease of doing business rank (1–190)                           | 111     | Ease of doing business score (0–100)            | 59.59 | Population                                    | 18,622,104 |
| <b>Starting a business</b> (rank)                             | 153     | <b>Getting credit</b> (rank)                    | 8     | <b>Trading across borders</b> (rank)          | 126        |
| Score for starting a business (0–100)                         | 77.18   | Score for getting credit (0–100)                | 90.00 | Score for trading across borders (0–100)      | 65.29      |
| Procedures (number)   | 7       | Strength of legal rights index (0–12)           | 11    | Time to export                                |            |
| Time (days)   | 37      | Depth of credit information index (0–8)         | 7     | Documentary compliance (hours)                | 75         |
| Cost (% of income per capita)                                 | 38.6    | Credit bureau coverage (% of adults)            | 30.0  | Border compliance (hours)                     | 78         |
| Minimum capital (% of income per capita)                      | 0.0     | Credit registry coverage (% of adults)          | 0.0   | Cost to export                                |            |
|   |         |   |       | Documentary compliance (US\$)                 | 342        |
| <b>Dealing with construction permits</b> (rank)               | 136     | <b>Protecting minority investors</b> (rank)     | 110   | Border compliance (US\$)                      | 243        |
| Score for dealing with construction permits (0–100)           | 61.17   | Score for protecting minority investors (0–100) | 50.00 | Time to import                                |            |
| Procedures (number)   | 13      | Extent of disclosure index (0–10)               | 4     | Documentary compliance (hours)                | 55         |
| Time (days)   | 153     | Extent of director liability index (0–10)       | 7     | Border compliance (hours)                     | 55         |
| Cost (% of warehouse value)                                   | 10.0    | Ease of shareholder suits index (0–10)          | 7     | Cost to import                                |            |
| Building quality control index (0–15)                         | 9.5     | Extent of shareholder rights index (0–10)       | 6     | Documentary compliance (US\$)                 | 162        |
|   |         | Extent of ownership and control index (0–10)    | 2     | Border compliance (US\$)                      | 143        |
|   |         | Extent of corporate transparency index (0–10)   | 4     |   |            |
| <b>Getting electricity</b> (rank)                             | 169     | <b>Paying taxes</b> (rank)                      | 134   | ✓ <b>Enforcing contracts</b> (rank)           | 145        |
| Score for getting electricity (0–100)                         | 44.40   | Score for getting credit (0–100)                | 62.05 | Score for enforcing contracts (0–100)         | 47.40      |
| Procedures (number)   | 6       | Payments (number per year)                      | 35    | Time (days)                                   | 522        |
| Time (days)   | 127     | Time (hours per year)                           | 177.3 | Cost (% of claim value)                       | 69.1       |
| Cost (% of income per capita)                                 | 2,026.3 | Total tax and contribution rate (% of profit)   | 34.5  | Quality of judicial processes index (0–18)    | 9.5        |
| Reliability of supply and transparency of tariffs index (0–8) | 0       | Postfiling index (0–100)                        | 33.18 |   |            |
| ✓ <b>Registering property</b> (rank)                          | 83      |   |       | <b>Resolving insolvency</b> (rank)            | 141        |
| Score for registering property (0–100)                        | 65.12   |   |       | Score for resolving insolvency (0–100)        | 33.28      |
| Procedures (number)   | 6       |   |       | Time (years)                                  | 2.6        |
| Time (days)   | 47      |   |       | Cost (% of estate)                            | 25.0       |
| Cost (% of property value)                                    | 1.6     |   |       | Recovery rate (cents on the dollar)           | 12.5       |
| Quality of land administration index (0–30)                   | 10.5    |   |       | Strength of insolvency framework index (0–16) | 8.5        |
| <b>MALAYSIA</b>   |         | <b>East Asia &amp; Pacific</b>                  |       | <b>GNI per capita (US\$)</b>                  |            |
| Ease of doing business rank (1–190)                           | 15      | Ease of doing business score (0–100)            | 80.60 | Population                                    | 31,624,264 |
| ✓ <b>Starting a business</b> (rank)                           | 122     | <b>Getting credit</b> (rank)                    | 32    | ✓ <b>Trading across borders</b> (rank)        | 48         |
| Score for starting a business (0–100)                         | 82.78   | Score for getting credit (0–100)                | 75.00 | Score for trading across borders (0–100)      | 88.47      |
| Procedures (number)   | 9.5     | Strength of legal rights index (0–12)           | 7     | Time to export                                |            |
| Time (days)   | 13.5    | Depth of credit information index (0–8)         | 8     | Documentary compliance (hours)                | 10         |
| Cost (% of income per capita)                                 | 11.6    | Credit bureau coverage (% of adults)            | 86.6  | Border compliance (hours)                     | 28         |
| Minimum capital (% of income per capita)                      | 0.0     | Credit registry coverage (% of adults)          | 63.3  | Cost to export                                |            |
|   |         |   |       | Documentary compliance (US\$)                 | 35         |
| ✓ <b>Dealing with construction permits</b> (rank)             | 3       | <b>Protecting minority investors</b> (rank)     | 2     | Border compliance (US\$)                      | 213        |
| Score for dealing with construction permits (0–100)           | 86.96   | Score for protecting minority investors (0–100) | 81.67 | Time to import                                |            |
| Procedures (number)   | 11      | Extent of disclosure index (0–10)               | 10    | Documentary compliance (hours)                | 7          |
| Time (days)   | 54      | Extent of director liability index (0–10)       | 9     | Border compliance (hours)                     | 36         |
| Cost (% of warehouse value)                                   | 1.4     | Ease of shareholder suits index (0–10)          | 8     | Cost to import                                |            |
| Building quality control index (0–15)                         | 13.0    | Extent of shareholder rights index (0–10)       | 8     | Documentary compliance (US\$)                 | 60         |
|   |         | Extent of ownership and control index (0–10)    | 6     | Border compliance (US\$)                      | 213        |
|   |         | Extent of corporate transparency index (0–10)   | 8     |   |            |
| ✓ <b>Getting electricity</b> (rank)                           | 4       | <b>Paying taxes</b> (rank)                      | 72    | <b>Enforcing contracts</b> (rank)             | 33         |
| Score for getting electricity (0–100)                         | 99.27   | Score for getting credit (0–100)                | 76.06 | Score for enforcing contracts (0–100)         | 68.23      |
| Procedures (number)   | 3       | Payments (number per year)                      | 8     | Time (days)                                   | 425        |
| Time (days)   | 24      | Time (hours per year)                           | 188   | Cost (% of claim value)                       | 37.9       |
| Cost (% of income per capita)                                 | 26.0    | Total tax and contribution rate (% of profit)   | 39.2  | Quality of judicial processes index (0–18)    | 13.0       |
| Reliability of supply and transparency of tariffs index (0–8) | 8       | Postfiling index (0–100)                        | 52.65 |   |            |
| ✓ <b>Registering property</b> (rank)                          | 29      |   |       | ✓ <b>Resolving insolvency</b> (rank)          | 41         |
| Score for registering property (0–100)                        | 80.38   |   |       | Score for resolving insolvency (0–100)        | 67.17      |
| Procedures (number)   | 6       |   |       | Time (years)                                  | 1.0        |
| Time (days)   | 11.5    |   |       | Cost (% of estate)                            | 10.0       |
| Cost (% of property value)                                    | 3.5     |   |       | Recovery rate (cents on the dollar)           | 81.3       |
| Quality of land administration index (0–30)                   | 27.5    |   |       | Strength of insolvency framework index (0–16) | 7.5        |

Note: Most indicator sets refer to a case scenario in the largest business city of an economy, though for 11 economies the data are a population-weighted average for the two largest business cities. For some indicators a result of “no practice” may be recorded for an economy; see the data notes for more details. In starting a business, procedures (number), time (days) and cost (% of income per capita) are calculated as the average of both men and women. For the postfiling index, a result of “not applicable” may be recorded for an economy.

✓ Reform making it easier to do business ✗ Change making it more difficult to do business

| <b>MALDIVES</b>   |         | <b>South Asia</b>                               |       | <b>GNI per capita (US\$)</b>                  |            |
|---|---------|---|-------|---|------------|
| Ease of doing business rank (1–190)                           | 139     | Ease of doing business score (0–100)            | 54.43 | Population                                    | 436,330    |
| <b>Starting a business</b> (rank)                             | 71      | <b>Getting credit</b> (rank)                    | 134   | <b>Trading across borders</b> (rank)          | 155        |
| Score for starting a business (0–100)                         | 89.17   | Score for getting credit (0–100)                | 35.00 | Score for trading across borders (0–100)      | 55.87      |
| Procedures (number)   | 6       | Strength of legal rights index (0–12)           | 2     | Time to export                                |            |
| Time (days)   | 12      | Depth of credit information index (0–8)         | 5     | Documentary compliance (hours)                | 48         |
| Cost (% of income per capita)                                 | 4.0     | Credit bureau coverage (% of adults)            | 0.0   | Border compliance (hours)                     | 42         |
| Minimum capital (% of income per capita)                      | 1.3     | Credit registry coverage (% of adults)          | 23.6  | Cost to export                                |            |
|   |         |   |       | Documentary compliance (US\$)                 | 300        |
| <b>Dealing with construction permits</b> (rank)               | 62      | <b>Protecting minority investors</b> (rank)     | 132   | Border compliance (US\$)                      | 596        |
| Score for dealing with construction permits (0–100)           | 73.00   | Score for protecting minority investors (0–100) | 43.33 | Time to import                                |            |
| Procedures (number)   | 10      | Extent of disclosure index (0–10)               | 0     | Documentary compliance (hours)                | 61         |
| Time (days)   | 140     | Extent of director liability index (0–10)       | 8     | Border compliance (hours)                     | 100        |
| Cost (% of warehouse value)                                   | 0.4     | Ease of shareholder suits index (0–10)          | 8     | Cost to import                                |            |
| Building quality control index (0–15)                         | 7.0     | Extent of shareholder rights index (0–10)       | 5     | Documentary compliance (US\$)                 | 180        |
|   |         | Extent of ownership and control index (0–10)    | 1     | Border compliance (US\$)                      | 981        |
|   |         | Extent of corporate transparency index (0–10)   | 4     |   |            |
| <b>Getting electricity</b> (rank)                             | 145     | <b>Paying taxes</b> (rank)                      | 117   | <b>Enforcing contracts</b> (rank)             | 125        |
| Score for getting electricity (0–100)                         | 55.60   | Score for paying taxes (0–100)                  | 66.42 | Score for enforcing contracts (0–100)         | 52.47      |
| Procedures (number)   | 6       | Payments (number per year)                      | 17    | Time (days)                                   | 760        |
| Time (days)   | 75      | Time (hours per year)                           | 390.5 | Cost (% of claim value)                       | 18.5       |
| Cost (% of income per capita)                                 | 228.1   | Total tax and contribution rate (% of profit)   | 30.2  | Quality of judicial processes index (0–18)    | 5.5        |
| Reliability of supply and transparency of tariffs index (0–8) | 0       | Postfiling index (0–100)                        | 47.48 |   |            |
| <b>Registering property</b> (rank)                            | 175     |   |       | <b>Resolving insolvency</b> (rank)            | 139        |
| Score for registering property (0–100)                        | 39.97   |   |       | Score for resolving insolvency (0–100)        | 33.48      |
| Procedures (number)   | 6       |   |       | Time (years)                                  | 1.5        |
| Time (days)   | 57      |   |       | Cost (% of estate)                            | 4.0        |
| Cost (% of property value)                                    | 15.7    |   |       | Recovery rate (cents on the dollar)           | 50.6       |
| Quality of land administration index (0–30)                   | 8.5     |   |       | Strength of insolvency framework index (0–16) | 2.0        |
| <b>MALI</b>   |         | <b>Sub-Saharan Africa</b>                       |       | <b>GNI per capita (US\$)</b>                  |            |
| Ease of doing business rank (1–190)                           | 145     | Ease of doing business score (0–100)            | 53.50 | Population                                    | 18,541,980 |
| <b>Starting a business</b> (rank)                             | 110     | <b>Getting credit</b> (rank)                    | 144   | <b>Trading across borders</b> (rank)          | 92         |
| Score for starting a business (0–100)                         | 84.05   | Score for getting credit (0–100)                | 30.00 | Score for trading across borders (0–100)      | 73.30      |
| Procedures (number)   | 5       | Strength of legal rights index (0–12)           | 6     | Time to export                                |            |
| Time (days)   | 11      | Depth of credit information index (0–8)         | 0     | Documentary compliance (hours)                | 48         |
| Cost (% of income per capita)                                 | 56.8    | Credit bureau coverage (% of adults)            | 1.6   | Border compliance (hours)                     | 48         |
| Minimum capital (% of income per capita)                      | 5.3     | Credit registry coverage (% of adults)          | 0.1   | Cost to export                                |            |
|   |         |   |       | Documentary compliance (US\$)                 | 33         |
| <b>Dealing with construction permits</b> (rank)               | 109     | <b>Protecting minority investors</b> (rank)     | 149   | Border compliance (US\$)                      | 242        |
| Score for dealing with construction permits (0–100)           | 66.74   | Score for protecting minority investors (0–100) | 40.00 | Time to import                                |            |
| Procedures (number)   | 13      | Extent of disclosure index (0–10)               | 7     | Documentary compliance (hours)                | 77         |
| Time (days)   | 124     | Extent of director liability index (0–10)       | 1     | Border compliance (hours)                     | 98         |
| Cost (% of warehouse value)                                   | 5.9     | Ease of shareholder suits index (0–10)          | 5     | Cost to import                                |            |
| Building quality control index (0–15)                         | 8.5     | Extent of shareholder rights index (0–10)       | 4     | Documentary compliance (US\$)                 | 90         |
|   |         | Extent of ownership and control index (0–10)    | 3     | Border compliance (US\$)                      | 545        |
|   |         | Extent of corporate transparency index (0–10)   | 4     |   |            |
| <b>Getting electricity</b> (rank)                             | 159     | <b>Paying taxes</b> (rank)                      | 165   | ✓ <b>Enforcing contracts</b> (rank)           | 159        |
| Score for getting electricity (0–100)                         | 51.57   | Score for paying taxes (0–100)                  | 51.55 | Score for enforcing contracts (0–100)         | 42.80      |
| Procedures (number)   | 4       | Payments (number per year)                      | 35    | Time (days)                                   | 620        |
| Time (days)   | 120     | Time (hours per year)                           | 270   | Cost (% of claim value)                       | 52.0       |
| Cost (% of income per capita)                                 | 2,650.5 | Total tax and contribution rate (% of profit)   | 48.3  | Quality of judicial processes index (0–18)    | 5.0        |
| Reliability of supply and transparency of tariffs index (0–8) | 0       | Postfiling index (0–100)                        | 25.71 |   |            |
| <b>Registering property</b> (rank)                            | 141     |   |       | <b>Resolving insolvency</b> (rank)            | 97         |
| Score for registering property (0–100)                        | 51.51   |   |       | Score for resolving insolvency (0–100)        | 43.45      |
| Procedures (number)   | 5       |   |       | Time (years)                                  | 3.6        |
| Time (days)   | 29      |   |       | Cost (% of estate)                            | 18.0       |
| Cost (% of property value)                                    | 11.1    |   |       | Recovery rate (cents on the dollar)           | 28.5       |
| Quality of land administration index (0–30)                   | 8.0     |   |       | Strength of insolvency framework index (0–16) | 9.0        |
| <b>MALTA</b>  |         | <b>Middle East &amp; North Africa</b>           |       | <b>GNI per capita (US\$)</b>                  |            |
| Ease of doing business rank (1–190)                           | 84      | Ease of doing business score (0–100)            | 65.43 | Population                                    | 465,292    |
| <b>Starting a business</b> (rank)                             | 103     | <b>Getting credit</b> (rank)                    | 134   | <b>Trading across borders</b> (rank)          | 41         |
| Score for starting a business (0–100)                         | 84.86   | Score for getting credit (0–100)                | 35.00 | Score for trading across borders (0–100)      | 91.01      |
| Procedures (number)   | 8       | Strength of legal rights index (0–12)           | 2     | Time to export                                |            |
| Time (days)   | 16      | Depth of credit information index (0–8)         | 5     | Documentary compliance (hours)                | 3          |
| Cost (% of income per capita)                                 | 7.1     | Credit bureau coverage (% of adults)            | 0.0   | Border compliance (hours)                     | 24         |
| Minimum capital (% of income per capita)                      | 1.0     | Credit registry coverage (% of adults)          | 54.7  | Cost to export                                |            |
|   |         |   |       | Documentary compliance (US\$)                 | 25         |
| ✓ <b>Dealing with construction permits</b> (rank)             | 45      | <b>Protecting minority investors</b> (rank)     | 57    | Border compliance (US\$)                      | 325        |
| Score for dealing with construction permits (0–100)           | 74.75   | Score for protecting minority investors (0–100) | 61.67 | Time to import                                |            |
| Procedures (number)   | 14      | Extent of disclosure index (0–10)               | 3     | Documentary compliance (hours)                | 1          |
| Time (days)   | 170     | Extent of director liability index (0–10)       | 6     | Border compliance (hours)                     | 2          |
| Cost (% of warehouse value)                                   | 2.0     | Ease of shareholder suits index (0–10)          | 8     | Cost to import                                |            |
| Building quality control index (0–15)                         | 13.0    | Extent of shareholder rights index (0–10)       | 7     | Documentary compliance (US\$)                 | 0          |
|   |         | Extent of ownership and control index (0–10)    | 4     | Border compliance (US\$)                      | 230        |
|   |         | Extent of corporate transparency index (0–10)   | 9     |   |            |
| <b>Getting electricity</b> (rank)                             | 77      | <b>Paying taxes</b> (rank)                      | 71    | <b>Enforcing contracts</b> (rank)             | 39         |
| Score for getting electricity (0–100)                         | 76.34   | Score for paying taxes (0–100)                  | 76.18 | Score for enforcing contracts (0–100)         | 67.57      |
| Procedures (number)   | 4       | Payments (number per year)                      | 8     | Time (days)                                   | 505        |
| Time (days)   | 105     | Time (hours per year)                           | 139   | Cost (% of claim value)                       | 21.5       |
| Cost (% of income per capita)                                 | 213.8   | Total tax and contribution rate (% of profit)   | 44.0  | Quality of judicial processes index (0–18)    | 10.5       |
| Reliability of supply and transparency of tariffs index (0–8) | 5       | Postfiling index (0–100)                        | 52.51 |   |            |
| <b>Registering property</b> (rank)                            | 151     |   |       | <b>Resolving insolvency</b> (rank)            | 121        |
| Score for registering property (0–100)                        | 48.87   |   |       | Score for resolving insolvency (0–100)        | 38.07      |
| Procedures (number)   | 7       |   |       | Time (years)                                  | 3.0        |
| Time (days)   | 15      |   |       | Cost (% of estate)                            | 10.0       |
| Cost (% of property value)                                    | 13.4    |   |       | Recovery rate (cents on the dollar)           | 38.8       |
| Quality of land administration index (0–30)                   | 12.5    |   |       | Strength of insolvency framework index (0–16) | 5.5        |

Note: Most indicator sets refer to a case scenario in the largest business city of an economy, though for 11 economies the data are a population-weighted average for the two largest business cities. For some indicators a result of “no practice” may be recorded for an economy; see the data notes for more details. In starting a business, procedures (number), time (days) and cost (% of income per capita) are calculated as the average of both men and women. For the postfiling index, a result of “not applicable” may be recorded for an economy.

✓ Reform making it easier to do business ✗ Change making it more difficult to do business

| <b>MARSHALL ISLANDS</b>                                       |             | <b>East Asia &amp; Pacific</b>                  |                | <b>GNI per capita (US\$)</b>                  |             |
|---|-------------|---|----------------|---|-------------|
| Ease of doing business rank (1–190)                           | 150         | Ease of doing business score (0–100)            | 51.62          | Population                                    | 53,127      |
| <b>Starting a business</b> (rank)                             | 75          | <b>Getting credit</b> (rank)                    | 99             | <b>Trading across borders</b> (rank)          | 75          |
| Score for starting a business (0–100)                         | 88.64       | Score for getting credit (0–100)                | 50.00          | Score for trading across borders (0–100)      | 78.86       |
| Procedures (number)   | 5           | Strength of legal rights index (0–12)           | 10             | Time to export                                |             |
| Time (days)   | 17          | Depth of credit information index (0–8)         | 0              | Documentary compliance (hours)                | 24          |
| Cost (% of income per capita)                                 | 10.6        | Credit bureau coverage (% of adults)            | 0.0            | Border compliance (hours)                     | 60          |
| Minimum capital (% of income per capita)                      | 0.0         | Credit registry coverage (% of adults)          | 0.0            | Cost to export                                |             |
|   |             |   |                | Documentary compliance (US\$)                 | 20          |
| <b>Dealing with construction permits</b> (rank)               | 73          | <b>Protecting minority investors</b> (rank)     | 180            | Border compliance (US\$)                      | 298         |
| Score for dealing with construction permits (0–100)           | 71.23       | Score for protecting minority investors (0–100) | 26.67          | Time to import                                |             |
| Procedures (number)   | 7           | Extent of disclosure index (0–10)               | 2              | Documentary compliance (hours)                | 60          |
| Time (days)   | 38          | Extent of director liability index (0–10)       | 0              | Border compliance (hours)                     | 84          |
| Cost (% of warehouse value)                                   | 2.1         | Ease of shareholder suits index (0–10)          | 8              | Cost to import                                |             |
| Building quality control index (0–15)                         | 1.0         | Extent of shareholder rights index (0–10)       | 3              | Documentary compliance (US\$)                 | 43          |
|   |             | Extent of ownership and control index (0–10)    | 1              | Border compliance (US\$)                      | 298         |
|   |             | Extent of corporate transparency index (0–10)   | 2              |   |             |
| <b>Getting electricity</b> (rank)                             | 132         |   |                | <b>Enforcing contracts</b> (rank)             | 103         |
| Score for getting electricity (0–100)                         | 59.47       | ✗ <b>Paying taxes</b> (rank)                    | 70             | Score for enforcing contracts (0–100)         | 55.93       |
| Procedures (number)   | 5           | Score for paying taxes (0–100)                  | 76.21          | Time (days)                                   | 616         |
| Time (days)   | 67          | Payments (number per year)                      | 9              | Cost (% of claim value)                       | 32.1        |
| Cost (% of income per capita)                                 | 606.2       | Time (hours per year)                           | 56             | Quality of judicial processes index (0–18)    | 8.0         |
| Reliability of supply and transparency of tariffs index (0–8) | 0           | Total tax and contribution rate (% of profit)   | 65.7           |   |             |
|   |             | Postfiling index (0–100)                        | not applicable | <b>Resolving insolvency</b> (rank)            | 167         |
| <b>Registering property</b> (rank)                            | 187         |   |                | Score for resolving insolvency (0–100)        | 9.19        |
| Score for registering property (0–100)                        | 0.00        |   |                | Time (years)                                  | 2.0         |
| Procedures (number)   | no practice |   |                | Cost (% of estate)                            | 38.0        |
| Time (days)   | no practice |   |                | Recovery rate (cents on the dollar)           | 17.1        |
| Cost (% of property value)                                    | no practice |   |                | Strength of insolvency framework index (0–16) | 0.0         |
| Quality of land administration index (0–30)                   | no practice |   |                |   |             |
| <b>MAURITANIA</b>   |             | <b>Sub-Saharan Africa</b>                       |                | <b>GNI per capita (US\$)</b>                  |             |
| Ease of doing business rank (1–190)                           | 148         | Ease of doing business score (0–100)            | 51.99          | Population                                    | 4,420,184   |
| ✓ <b>Starting a business</b> (rank)                           | 46          | ✓ <b>Getting credit</b> (rank)                  | 144            | <b>Trading across borders</b> (rank)          | 141         |
| Score for starting a business (0–100)                         | 92.18       | Score for getting credit (0–100)                | 30.00          | Score for trading across borders (0–100)      | 60.30       |
| Procedures (number)   | 4           | Strength of legal rights index (0–12)           | 2              | Time to export                                |             |
| Time (days)   | 6           | Depth of credit information index (0–8)         | 4              | Documentary compliance (hours)                | 51          |
| Cost (% of income per capita)                                 | 16.2        | Credit bureau coverage (% of adults)            | 0.0            | Border compliance (hours)                     | 62          |
| Minimum capital (% of income per capita)                      | 0.0         | Credit registry coverage (% of adults)          | 7.8            | Cost to export                                |             |
|   |             |   |                | Documentary compliance (US\$)                 | 92          |
| ✓ <b>Dealing with construction permits</b> (rank)             | 92          | <b>Protecting minority investors</b> (rank)     | 110            | Border compliance (US\$)                      | 749         |
| Score for dealing with construction permits (0–100)           | 68.63       | Score for protecting minority investors (0–100) | 50.00          | Time to import                                |             |
| Procedures (number)   | 13          | Extent of disclosure index (0–10)               | 6              | Documentary compliance (hours)                | 64          |
| Time (days)   | 104         | Extent of director liability index (0–10)       | 3              | Border compliance (hours)                     | 69          |
| Cost (% of warehouse value)                                   | 4.2         | Ease of shareholder suits index (0–10)          | 7              | Cost to import                                |             |
| Building quality control index (0–15)                         | 7.5         | Extent of shareholder rights index (0–10)       | 5              | Documentary compliance (US\$)                 | 400         |
|   |             | Extent of ownership and control index (0–10)    | 5              | Border compliance (US\$)                      | 580         |
|   |             | Extent of corporate transparency index (0–10)   | 4              |   |             |
| <b>Getting electricity</b> (rank)                             | 151         | <b>Paying taxes</b> (rank)                      | 178            | <b>Enforcing contracts</b> (rank)             | 72          |
| Score for getting electricity (0–100)                         | 54.39       | Score for paying taxes (0–100)                  | 42.63          | Score for enforcing contracts (0–100)         | 60.43       |
| Procedures (number)   | 5           | Payments (number per year)                      | 33             | Time (days)                                   | 370         |
| Time (days)   | 67          | Time (hours per year)                           | 270            | Cost (% of claim value)                       | 23.2        |
| Cost (% of income per capita)                                 | 4,277.4     | Total tax and contribution rate (% of profit)   | 67.0           | Quality of judicial processes index (0–18)    | 5.0         |
| Reliability of supply and transparency of tariffs index (0–8) | 2           | Postfiling index (0–100)                        | 17.20          |   |             |
| <b>Registering property</b> (rank)                            | 102         |   |                | <b>Resolving insolvency</b> (rank)            | 168         |
| Score for registering property (0–100)                        | 61.32       |   |                | Score for resolving insolvency (0–100)        | 0.00        |
| Procedures (number)   | 4           |   |                | Time (years)                                  | no practice |
| Time (days)   | 49          |   |                | Cost (% of estate)                            | no practice |
| Cost (% of property value)                                    | 4.5         |   |                | Recovery rate (cents on the dollar)           | 0.0         |
| Quality of land administration index (0–30)                   | 7.0         |   |                | Strength of insolvency framework index (0–16) | 0.0         |
| <b>MAURITIUS</b>  |             | <b>Sub-Saharan Africa</b>                       |                | <b>GNI per capita (US\$)</b>                  |             |
| Ease of doing business rank (1–190)                           | 20          | Ease of doing business score (0–100)            | 79.58          | Population                                    | 1,264,613   |
| ✓ <b>Starting a business</b> (rank)                           | 21          | <b>Getting credit</b> (rank)                    | 60             | ✓ <b>Trading across borders</b> (rank)        | 69          |
| Score for starting a business (0–100)                         | 94.34       | Score for getting credit (0–100)                | 65.00          | Score for trading across borders (0–100)      | 81.00       |
| Procedures (number)   | 4           | Strength of legal rights index (0–12)           | 6              | Time to export                                |             |
| Time (days)   | 5           | Depth of credit information index (0–8)         | 7              | Documentary compliance (hours)                | 9           |
| Cost (% of income per capita)                                 | 0.9         | Credit bureau coverage (% of adults)            | 0.0            | Border compliance (hours)                     | 24          |
| Minimum capital (% of income per capita)                      | 0.0         | Credit registry coverage (% of adults)          | 100.0          | Cost to export                                |             |
|   |             |   |                | Documentary compliance (US\$)                 | 128         |
| <b>Dealing with construction permits</b> (rank)               | 15          | ✓ <b>Protecting minority investors</b> (rank)   | 15             | Border compliance (US\$)                      | 303         |
| Score for dealing with construction permits (0–100)           | 82.51       | Score for protecting minority investors (0–100) | 75.00          | Time to import                                |             |
| Procedures (number)   | 15          | Extent of disclosure index (0–10)               | 7              | Documentary compliance (hours)                | 9           |
| Time (days)   | 98          | Extent of director liability index (0–10)       | 8              | Border compliance (hours)                     | 41          |
| Cost (% of warehouse value)                                   | 0.5         | Ease of shareholder suits index (0–10)          | 9              | Cost to import                                |             |
| Building quality control index (0–15)                         | 14.0        | Extent of shareholder rights index (0–10)       | 7              | Documentary compliance (US\$)                 | 166         |
|   |             | Extent of ownership and control index (0–10)    | 6              | Border compliance (US\$)                      | 372         |
|   |             | Extent of corporate transparency index (0–10)   | 8              |   |             |
| <b>Getting electricity</b> (rank)                             | 34          | ✓ <b>Paying taxes</b> (rank)                    | 6              | <b>Enforcing contracts</b> (rank)             | 27          |
| Score for getting electricity (0–100)                         | 86.24       | Score for paying taxes (0–100)                  | 93.50          | Score for enforcing contracts (0–100)         | 70.37       |
| Procedures (number)   | 3           | Payments (number per year)                      | 8              | Time (days)                                   | 490         |
| Time (days)   | 81          | Time (hours per year)                           | 152            | Cost (% of claim value)                       | 25.0        |
| Cost (% of income per capita)                                 | 212.9       | Total tax and contribution rate (% of profit)   | 22.1           | Quality of judicial processes index (0–18)    | 12.5        |
| Reliability of supply and transparency of tariffs index (0–8) | 6           | Postfiling index (0–100)                        | 98.26          |   |             |
| ✓ <b>Registering property</b> (rank)                          | 35          |   |                | <b>Resolving insolvency</b> (rank)            | 35          |
| Score for registering property (0–100)                        | 78.74       |   |                | Score for resolving insolvency (0–100)        | 69.06       |
| Procedures (number)   | 5           |   |                | Time (years)                                  | 1.7         |
| Time (days)   | 17          |   |                | Cost (% of estate)                            | 14.5        |
| Cost (% of property value)                                    | 0.6         |   |                | Recovery rate (cents on the dollar)           | 67.4        |
| Quality of land administration index (0–30)                   | 18.0        |   |                | Strength of insolvency framework index (0–16) | 10.5        |

Note: Most indicator sets refer to a case scenario in the largest business city of an economy, though for 11 economies the data are a population-weighted average for the two largest business cities. For some indicators a result of "no practice" may be recorded for an economy; see the data notes for more details. In starting a business, procedures (number), time (days) and cost (% of income per capita) are calculated as the average of both men and women. For the postfiling index, a result of "not applicable" may be recorded for an economy.



✓ Reform making it easier to do business ✗ Change making it more difficult to do business

| <b>MEXICO</b>   |             | <b>Latin America &amp; Caribbean</b>            |                | <b>GNI per capita (US\$)</b>                  |             |
|---|-------------|---|----------------|---|-------------|
| Ease of doing business rank (1–190)                           | 54          | Ease of doing business score (0–100)            | 72.09          | Population                                    | 129,163,276 |
| <b>Starting a business</b> (rank)                             | 94          | <b>Getting credit</b> (rank)                    | 8              | <b>Trading across borders</b> (rank)          | 66          |
| Score for starting a business (0–100)                         | 85.94       | Score for getting credit (0–100)                | 90.00          | Score for trading across borders (0–100)      | 82.09       |
| Procedures (number)   | 7.8         | Strength of legal rights index (0–12)           | 10             | Time to export                                |             |
| Time (days)   | 8.4         | Depth of credit information index (0–8)         | 8              | Documentary compliance (hours)                | 8           |
| Cost (% of income per capita)                                 | 16.2        | Credit bureau coverage (% of adults)            | 100.0          | Border compliance (hours)                     | 20.4        |
| Minimum capital (% of income per capita)                      | 0.0         | Credit registry coverage (% of adults)          | 0.0            | Cost to export                                |             |
|   |             |   |                | Documentary compliance (US\$)                 | 60          |
| ✗ <b>Dealing with construction permits</b> (rank)             | 93          | <b>Protecting minority investors</b> (rank)     | 72             | Border compliance (US\$)                      | 400         |
| Score for dealing with construction permits (0–100)           | 68.62       | Score for protecting minority investors (0–100) | 58.33          | Time to import                                |             |
| Procedures (number)   | 14.7        | Extent of disclosure index (0–10)               | 8              | Documentary compliance (hours)                | 17.6        |
| Time (days)   | 82.1        | Extent of director liability index (0–10)       | 5              | Border compliance (hours)                     | 44.2        |
| Cost (% of warehouse value)                                   | 9.7         | Ease of shareholder suits index (0–10)          | 5              | Cost to import                                |             |
| Building quality control index (0–15)                         | 11.7        | Extent of shareholder rights index (0–10)       | 7              | Documentary compliance (US\$)                 | 100         |
|   |             | Extent of ownership and control index (0–10)    | 6              | Border compliance (US\$)                      | 450         |
|   |             | Extent of corporate transparency index (0–10)   | 4              |   |             |
| <b>Getting electricity</b> (rank)                             | 99          | <b>Paying taxes</b> (rank)                      | 116            | <b>Enforcing contracts</b> (rank)             | 43          |
| Score for getting electricity (0–100)                         | 71.06       | Score for paying taxes (0–100)                  | 66.65          | Score for enforcing contracts (0–100)         | 67.01       |
| Procedures (number)   | 6.8         | Payments (number per year)                      | 6              | Time (days)                                   | 340.7       |
| Time (days)   | 100.4       | Time (hours per year)                           | 240.5          | Cost (% of claim value)                       | 33.0        |
| Cost (% of income per capita)                                 | 290.4       | Total tax and contribution rate (% of profit)   | 53.0           | Quality of judicial processes index (0–18)    | 10.1        |
| Reliability of supply and transparency of tariffs index (0–8) | 7           | Postfiling index (0–100)                        | 40.51          |   |             |
| <b>Registering property</b> (rank)                            | 103         |   |                | <b>Resolving insolvency</b> (rank)            | 32          |
| Score for registering property (0–100)                        | 60.42       |   |                | Score for resolving insolvency (0–100)        | 70.77       |
| Procedures (number)   | 7.7         |   |                | Time (years)                                  | 1.8         |
| Time (days)   | 38.8        |   |                | Cost (% of estate)                            | 18.0        |
| Cost (% of property value)                                    | 5.8         |   |                | Recovery rate (cents on the dollar)           | 64.7        |
| Quality of land administration index (0–30)                   | 16.3        |   |                | Strength of insolvency framework index (0–16) | 11.5        |
| <b>MICRONESIA, FED. STS.</b>                                  |             | <b>East Asia &amp; Pacific</b>                  |                | <b>GNI per capita (US\$)</b>                  |             |
| Ease of doing business rank (1–190)                           | 160         | Ease of doing business score (0–100)            | 48.99          | Population                                    | 105,544     |
| <b>Starting a business</b> (rank)                             | 170         | <b>Getting credit</b> (rank)                    | 99             | <b>Trading across borders</b> (rank)          | 61          |
| Score for starting a business (0–100)                         | 69.56       | Score for getting credit (0–100)                | 50.00          | Score for trading across borders (0–100)      | 84.00       |
| Procedures (number)   | 7           | Strength of legal rights index (0–12)           | 10             | Time to export                                |             |
| Time (days)   | 16          | Depth of credit information index (0–8)         | 0              | Documentary compliance (hours)                | 26          |
| Cost (% of income per capita)                                 | 141.7       | Credit bureau coverage (% of adults)            | 0.0            | Border compliance (hours)                     | 36          |
| Minimum capital (% of income per capita)                      | 0.0         | Credit registry coverage (% of adults)          | 0.0            | Cost to export                                |             |
|   |             |   |                | Documentary compliance (US\$)                 | 60          |
| <b>Dealing with construction permits</b> (rank)               | 137         | <b>Protecting minority investors</b> (rank)     | 185            | Border compliance (US\$)                      | 168         |
| Score for dealing with construction permits (0–100)           | 61.05       | Score for protecting minority investors (0–100) | 25.00          | Time to import                                |             |
| Procedures (number)   | 14          | Extent of disclosure index (0–10)               | 0              | Documentary compliance (hours)                | 35          |
| Time (days)   | 86          | Extent of director liability index (0–10)       | 0              | Border compliance (hours)                     | 56          |
| Cost (% of warehouse value)                                   | 0.5         | Ease of shareholder suits index (0–10)          | 8              | Cost to import                                |             |
| Building quality control index (0–15)                         | 0.0         | Extent of shareholder rights index (0–10)       | 5              | Documentary compliance (US\$)                 | 80          |
|   |             | Extent of ownership and control index (0–10)    | 2              | Border compliance (US\$)                      | 180         |
|   |             | Extent of corporate transparency index (0–10)   | 0              |   |             |
| <b>Getting electricity</b> (rank)                             | 117         | <b>Paying taxes</b> (rank)                      | 110            | <b>Enforcing contracts</b> (rank)             | 184         |
| Score for getting electricity (0–100)                         | 64.49       | Score for paying taxes (0–100)                  | 68.78          | Score for enforcing contracts (0–100)         | 29.39       |
| Procedures (number)   | 3           | Payments (number per year)                      | 21             | Time (days)                                   | 885         |
| Time (days)   | 105         | Time (hours per year)                           | 128            | Cost (% of claim value)                       | 66.0        |
| Cost (% of income per capita)                                 | 342.9       | Total tax and contribution rate (% of profit)   | 60.5           | Quality of judicial processes index (0–18)    | 4.5         |
| Reliability of supply and transparency of tariffs index (0–8) | 0           | Postfiling index (0–100)                        | not applicable |   |             |
| <b>Registering property</b> (rank)                            | 187         |   |                | <b>Resolving insolvency</b> (rank)            | 123         |
| Score for registering property (0–100)                        | 0.00        |   |                | Score for resolving insolvency (0–100)        | 37.64       |
| Procedures (number)   | no practice |   |                | Time (years)                                  | 5.3         |
| Time (days)   | no practice |   |                | Cost (% of estate)                            | 38.0        |
| Cost (% of property value)                                    | no practice |   |                | Recovery rate (cents on the dollar)           | 3.2         |
| Quality of land administration index (0–30)                   | no practice |   |                | Strength of insolvency framework index (0–16) | 11.5        |
| <b>MOLDOVA</b>  |             | <b>Europe &amp; Central Asia</b>                |                | <b>GNI per capita (US\$)</b>                  |             |
| Ease of doing business rank (1–190)                           | 47          | Ease of doing business score (0–100)            | 73.54          | Population                                    | 3,549,750   |
| ✓ <b>Starting a business</b> (rank)                           | 14          | <b>Getting credit</b> (rank)                    | 44             | <b>Trading across borders</b> (rank)          | 35          |
| Score for starting a business (0–100)                         | 95.55       | Score for getting credit (0–100)                | 70.00          | Score for trading across borders (0–100)      | 92.32       |
| Procedures (number)   | 3           | Strength of legal rights index (0–12)           | 8              | Time to export                                |             |
| Time (days)   | 4           | Depth of credit information index (0–8)         | 6              | Documentary compliance (hours)                | 48          |
| Cost (% of income per capita)                                 | 5.0         | Credit bureau coverage (% of adults)            | 15.8           | Border compliance (hours)                     | 3           |
| Minimum capital (% of income per capita)                      | 0.0         | Credit registry coverage (% of adults)          | 0.0            | Cost to export                                |             |
|   |             |   |                | Documentary compliance (US\$)                 | 44          |
| <b>Dealing with construction permits</b> (rank)               | 172         | <b>Protecting minority investors</b> (rank)     | 33             | Border compliance (US\$)                      | 76          |
| Score for dealing with construction permits (0–100)           | 52.19       | Score for protecting minority investors (0–100) | 68.33          | Time to import                                |             |
| Procedures (number)   | 28          | Extent of disclosure index (0–10)               | 7              | Documentary compliance (hours)                | 2           |
| Time (days)   | 276         | Extent of director liability index (0–10)       | 4              | Border compliance (hours)                     | 4           |
| Cost (% of warehouse value)                                   | 1.4         | Ease of shareholder suits index (0–10)          | 8              | Cost to import                                |             |
| Building quality control index (0–15)                         | 12.0        | Extent of shareholder rights index (0–10)       | 8              | Documentary compliance (US\$)                 | 41          |
|   |             | Extent of ownership and control index (0–10)    | 5              | Border compliance (US\$)                      | 83          |
|   |             | Extent of corporate transparency index (0–10)   | 9              |   |             |
| <b>Getting electricity</b> (rank)                             | 81          | <b>Paying taxes</b> (rank)                      | 35             | <b>Enforcing contracts</b> (rank)             | 69          |
| Score for getting electricity (0–100)                         | 74.88       | Score for paying taxes (0–100)                  | 84.55          | Score for enforcing contracts (0–100)         | 60.87       |
| Procedures (number)   | 6           | Payments (number per year)                      | 10             | Time (days)                                   | 585         |
| Time (days)   | 87          | Time (hours per year)                           | 181            | Cost (% of claim value)                       | 28.6        |
| Cost (% of income per capita)                                 | 647.1       | Total tax and contribution rate (% of profit)   | 40.5           | Quality of judicial processes index (0–18)    | 9.5         |
| Reliability of supply and transparency of tariffs index (0–8) | 7           | Postfiling index (0–100)                        | 90.79          |   |             |
| <b>Registering property</b> (rank)                            | 22          |   |                | <b>Resolving insolvency</b> (rank)            | 68          |
| Score for registering property (0–100)                        | 82.62       |   |                | Score for resolving insolvency (0–100)        | 54.12       |
| Procedures (number)   | 5           |   |                | Time (years)                                  | 2.8         |
| Time (days)   | 5.5         |   |                | Cost (% of estate)                            | 15.0        |
| Cost (% of property value)                                    | 1.1         |   |                | Recovery rate (cents on the dollar)           | 30.9        |
| Quality of land administration index (0–30)                   | 22.0        |   |                | Strength of insolvency framework index (0–16) | 12.0        |

Note: Most indicator sets refer to a case scenario in the largest business city of an economy, though for 11 economies the data are a population-weighted average for the two largest business cities. For some indicators a result of “no practice” may be recorded for an economy; see the data notes for more details. In starting a business, procedures (number), time (days) and cost (% of income per capita) are calculated as the average of both men and women. For the postfiling index, a result of “not applicable” may be recorded for an economy.



✓ Reform making it easier to do business ✗ Change making it more difficult to do business

| <b>MONGOLIA</b>   |         | <b>East Asia &amp; Pacific</b>                  |       | <b>GNI per capita (US\$)</b>                  |            |
|---|---------|---|-------|---|------------|
| Ease of doing business rank (1–190)                           | 74      | Ease of doing business score (0–100)            | 67.74 | Population                                    | 3,075,647  |
| <b>Starting a business</b> (rank)                             | 87      | <b>Getting credit</b> (rank)                    | 22    | <b>Trading across borders</b> (rank)          | 117        |
| Score for starting a business (0–100)                         | 86.90   | Score for getting credit (0–100)                | 80.00 | Score for trading across borders (0–100)      | 66.89      |
| Procedures (number)   | 8       | Strength of legal rights index (0–12)           | 9     | Time to export                                |            |
| Time (days)   | 11      | Depth of credit information index (0–8)         | 7     | Documentary compliance (hours)                | 168        |
| Cost (% of income per capita)                                 | 1.3     | Credit bureau coverage (% of adults)            | 0.0   | Border compliance (hours)                     | 62         |
| Minimum capital (% of income per capita)                      | 0.0     | Credit registry coverage (% of adults)          | 50.3  | Cost to export                                |            |
|   |         |   |       | Documentary compliance (US\$)                 | 64         |
| <b>Dealing with construction permits</b> (rank)               | 23      | <b>Protecting minority investors</b> (rank)     | 33    | Border compliance (US\$)                      | 191        |
| Score for dealing with construction permits (0–100)           | 78.19   | Score for protecting minority investors (0–100) | 68.33 | Time to import                                |            |
| Procedures (number)   | 17      | Extent of disclosure index (0–10)               | 6     | Documentary compliance (hours)                | 115        |
| Time (days)   | 137     | Extent of director liability index (0–10)       | 8     | Border compliance (hours)                     | 48         |
| Cost (% of warehouse value)                                   | 0.1     | Ease of shareholder suits index (0–10)          | 8     | Cost to import                                |            |
| Building quality control index (0–15)                         | 14.0    | Extent of shareholder rights index (0–10)       | 3     | Documentary compliance (US\$)                 | 83         |
|   |         | Extent of ownership and control index (0–10)    | 7     | Border compliance (US\$)                      | 210        |
| <b>Getting electricity</b> (rank)                             | 148     | Extent of corporate transparency index (0–10)   | 9     |   |            |
| Score for getting electricity (0–100)                         | 54.88   |   |       | ✓ <b>Enforcing contracts</b> (rank)           | 66         |
| Procedures (number)   | 8       | <b>Paying taxes</b> (rank)                      | 61    | Score for enforcing contracts (0–100)         | 61.36      |
| Time (days)   | 79      | Score for paying taxes (0–100)                  | 77.32 | Time (days)                                   | 374        |
| Cost (% of income per capita)                                 | 659.6   | Payments (number per year)                      | 19    | Cost (% of claim value)                       | 22.9       |
| Reliability of supply and transparency of tariffs index (0–8) | 3       | Time (hours per year)                           | 134   | Quality of judicial processes index (0–18)    | 5.5        |
|   |         | Total tax and contribution rate (% of profit)   | 24.7  |   |            |
| <b>Registering property</b> (rank)                            | 49      | Postfiling index (0–100)                        | 49.08 | <b>Resolving insolvency</b> (rank)            | 152        |
| Score for registering property (0–100)                        | 74.14   |   |       | Score for resolving insolvency (0–100)        | 29.39      |
| Procedures (number)   | 5       |   |       | Time (years)                                  | 4.0        |
| Time (days)   | 10.5    |   |       | Cost (% of estate)                            | 15.0       |
| Cost (% of property value)                                    | 2.1     |   |       | Recovery rate (cents on the dollar)           | 16.9       |
| Quality of land administration index (0–30)                   | 14.5    |   |       | Strength of insolvency framework index (0–16) | 6.5        |
| <b>MONTENEGRO</b>   |         | <b>Europe &amp; Central Asia</b>                |       | <b>GNI per capita (US\$)</b>                  |            |
| Ease of doing business rank (1–190)                           | 50      | Ease of doing business score (0–100)            | 72.73 | Population                                    | 622,471    |
| <b>Starting a business</b> (rank)                             | 90      | <b>Getting credit</b> (rank)                    | 12    | <b>Trading across borders</b> (rank)          | 47         |
| Score for starting a business (0–100)                         | 86.65   | Score for getting credit (0–100)                | 85.00 | Score for trading across borders (0–100)      | 88.75      |
| Procedures (number)   | 8       | Strength of legal rights index (0–12)           | 12    | Time to export                                |            |
| Time (days)   | 12      | Depth of credit information index (0–8)         | 5     | Documentary compliance (hours)                | 5          |
| Cost (% of income per capita)                                 | 1.3     | Credit bureau coverage (% of adults)            | 0.0   | Border compliance (hours)                     | 8          |
| Minimum capital (% of income per capita)                      | 0.0     | Credit registry coverage (% of adults)          | 56.6  | Cost to export                                |            |
|   |         |   |       | Documentary compliance (US\$)                 | 67         |
| <b>Dealing with construction permits</b> (rank)               | 75      | <b>Protecting minority investors</b> (rank)     | 57    | Border compliance (US\$)                      | 158        |
| Score for dealing with construction permits (0–100)           | 70.88   | Score for protecting minority investors (0–100) | 61.67 | Time to import                                |            |
| Procedures (number)   | 8       | Extent of disclosure index (0–10)               | 5     | Documentary compliance (hours)                | 10         |
| Time (days)   | 152     | Extent of director liability index (0–10)       | 8     | Border compliance (hours)                     | 23         |
| Cost (% of warehouse value)                                   | 9.6     | Ease of shareholder suits index (0–10)          | 6     | Cost to import                                |            |
| Building quality control index (0–15)                         | 12.0    | Extent of shareholder rights index (0–10)       | 6     | Documentary compliance (US\$)                 | 100        |
|   |         | Extent of ownership and control index (0–10)    | 3     | Border compliance (US\$)                      | 306        |
| <b>Getting electricity</b> (rank)                             | 134     | Extent of corporate transparency index (0–10)   | 9     |   |            |
| Score for getting electricity (0–100)                         | 59.19   |   |       | ✓ <b>Enforcing contracts</b> (rank)           | 44         |
| Procedures (number)   | 7       | <b>Paying taxes</b> (rank)                      | 68    | Score for enforcing contracts (0–100)         | 66.75      |
| Time (days)   | 142     | Score for paying taxes (0–100)                  | 76.67 | Time (days)                                   | 545        |
| Cost (% of income per capita)                                 | 418.7   | Payments (number per year)                      | 18    | Cost (% of claim value)                       | 25.7       |
| Reliability of supply and transparency of tariffs index (0–8) | 5       | Time (hours per year)                           | 300   | Quality of judicial processes index (0–18)    | 11.5       |
|   |         | Total tax and contribution rate (% of profit)   | 22.2  |   |            |
| <b>Registering property</b> (rank)                            | 76      | Postfiling index (0–100)                        | 70.49 | <b>Resolving insolvency</b> (rank)            | 43         |
| Score for registering property (0–100)                        | 65.78   |   |       | Score for resolving insolvency (0–100)        | 65.99      |
| Procedures (number)   | 6       |   |       | Time (years)                                  | 1.4        |
| Time (days)   | 69      |   |       | Cost (% of estate)                            | 8.0        |
| Cost (% of property value)                                    | 3.2     |   |       | Recovery rate (cents on the dollar)           | 50.0       |
| Quality of land administration index (0–30)                   | 17.5    |   |       | Strength of insolvency framework index (0–16) | 12.5       |
| <b>MOROCCO</b>  |         | <b>Middle East &amp; North Africa</b>           |       | <b>GNI per capita (US\$)</b>                  |            |
| Ease of doing business rank (1–190)                           | 60      | Ease of doing business score (0–100)            | 71.02 | Population                                    | 35,739,580 |
| ✓ <b>Starting a business</b> (rank)                           | 34      | <b>Getting credit</b> (rank)                    | 112   | ✓ <b>Trading across borders</b> (rank)        | 62         |
| Score for starting a business (0–100)                         | 92.99   | Score for getting credit (0–100)                | 45.00 | Score for trading across borders (0–100)      | 83.58      |
| Procedures (number)   | 4       | Strength of legal rights index (0–12)           | 2     | Time to export                                |            |
| Time (days)   | 9       | Depth of credit information index (0–8)         | 7     | Documentary compliance (hours)                | 26         |
| Cost (% of income per capita)                                 | 3.7     | Credit bureau coverage (% of adults)            | 29.0  | Border compliance (hours)                     | 11         |
| Minimum capital (% of income per capita)                      | 0.0     | Credit registry coverage (% of adults)          | 0.0   | Cost to export                                |            |
|   |         |   |       | Documentary compliance (US\$)                 | 107        |
| <b>Dealing with construction permits</b> (rank)               | 18      | <b>Protecting minority investors</b> (rank)     | 64    | Border compliance (US\$)                      | 156        |
| Score for dealing with construction permits (0–100)           | 79.94   | Score for protecting minority investors (0–100) | 60.00 | Time to import                                |            |
| Procedures (number)   | 13      | Extent of disclosure index (0–10)               | 9     | Documentary compliance (hours)                | 26         |
| Time (days)   | 88      | Extent of director liability index (0–10)       | 2     | Border compliance (hours)                     | 65         |
| Cost (% of warehouse value)                                   | 3.4     | Ease of shareholder suits index (0–10)          | 7     | Cost to import                                |            |
| Building quality control index (0–15)                         | 13.0    | Extent of shareholder rights index (0–10)       | 6     | Documentary compliance (US\$)                 | 116        |
|   |         | Extent of ownership and control index (0–10)    | 5     | Border compliance (US\$)                      | 228        |
| <b>Getting electricity</b> (rank)                             | 59      | Extent of corporate transparency index (0–10)   | 7     |   |            |
| Score for getting electricity (0–100)                         | 81.34   |   |       | ✓ <b>Enforcing contracts</b> (rank)           | 68         |
| Procedures (number)   | 5       | <b>Paying taxes</b> (rank)                      | 25    | Score for enforcing contracts (0–100)         | 60.93      |
| Time (days)   | 44      | Score for paying taxes (0–100)                  | 85.72 | Time (days)                                   | 510        |
| Cost (% of income per capita)                                 | 1,417.4 | Payments (number per year)                      | 6     | Cost (% of claim value)                       | 26.5       |
| Reliability of supply and transparency of tariffs index (0–8) | 7       | Time (hours per year)                           | 155   | Quality of judicial processes index (0–18)    | 8.0        |
|   |         | Total tax and contribution rate (% of profit)   | 49.8  |   |            |
| ✓ <b>Registering property</b> (rank)                          | 68      | Postfiling index (0–100)                        | 98.62 | ✓ <b>Resolving insolvency</b> (rank)          | 71         |
| Score for registering property (0–100)                        | 67.86   |   |       | Score for resolving insolvency (0–100)        | 52.84      |
| Procedures (number)   | 6       |   |       | Time (years)                                  | 3.5        |
| Time (days)   | 20.5    |   |       | Cost (% of estate)                            | 18.0       |
| Cost (% of property value)                                    | 6.4     |   |       | Recovery rate (cents on the dollar)           | 28.5       |
| Quality of land administration index (0–30)                   | 19.5    |   |       | Strength of insolvency framework index (0–16) | 12.0       |

Note: Most indicator sets refer to a case scenario in the largest business city of an economy, though for 11 economies the data are a population-weighted average for the two largest business cities. For some indicators a result of “no practice” may be recorded for an economy; see the data notes for more details. In starting a business, procedures (number), time (days) and cost (% of income per capita) are calculated as the average of both men and women. For the postfiling index, a result of “not applicable” may be recorded for an economy.

✓ Reform making it easier to do business ✗ Change making it more difficult to do business

| <b>MOZAMBIQUE</b>   |         | <b>Sub-Saharan Africa</b>                       |       | <b>GNI per capita (US\$)</b>                  |            |
|---|---------|---|-------|---|------------|
| Ease of doing business rank (1–190)                           | 135     | Ease of doing business score (0–100)            | 55.53 | Population                                    | 29,668,834 |
| ✗ <b>Starting a business</b> (rank)                           | 174     | <b>Getting credit</b> (rank)                    | 161   | ✓ <b>Trading across borders</b> (rank)        | 91         |
| Score for starting a business (0–100)                         | 67.56   | Score for getting credit (0–100)                | 25.00 | Score for trading across borders (0–100)      | 73.84      |
| Procedures (number)   | 10      | Strength of legal rights index (0–12)           | 1     | Time to export                                |            |
| Time (days)   | 17      | Depth of credit information index (0–8)         | 4     | Documentary compliance (hours)                | 36         |
| Cost (% of income per capita)                                 | 120.5   | Credit bureau coverage (% of adults)            | 0.0   | Border compliance (hours)                     | 66         |
| Minimum capital (% of income per capita)                      | 0.0     | Credit registry coverage (% of adults)          | 7.3   | Cost to export                                |            |
|   |         |   |       | Documentary compliance (US\$)                 | 160        |
| <b>Dealing with construction permits</b> (rank)               | 64      | <b>Protecting minority investors</b> (rank)     | 140   | Border compliance (US\$)                      | 602        |
| Score for dealing with construction permits (0–100)           | 72.57   | Score for protecting minority investors (0–100) | 41.67 | Time to import                                |            |
| Procedures (number)   | 11      | Extent of disclosure index (0–10)               | 5     | Documentary compliance (hours)                | 16         |
| Time (days)   | 118     | Extent of director liability index (0–10)       | 4     | Border compliance (hours)                     | 9          |
| Cost (% of warehouse value)                                   | 6.5     | Ease of shareholder suits index (0–10)          | 7     | Cost to import                                |            |
| Building quality control index (0–15)                         | 11.0    | Extent of shareholder rights index (0–10)       | 6     | Documentary compliance (US\$)                 | 60         |
|   |         | Extent of ownership and control index (0–10)    | 2     | Border compliance (US\$)                      | 399        |
|   |         | Extent of corporate transparency index (0–10)   | 1     |   |            |
| ✓ <b>Getting electricity</b> (rank)                           | 100     |   |       | <b>Enforcing contracts</b> (rank)             | 167        |
| Score for getting electricity (0–100)                         | 71.02   | ✓ <b>Paying taxes</b> (rank)                    | 125   | Score for enforcing contracts (0–100)         | 39.78      |
| Procedures (number)   | 4       | Score for paying taxes (0–100)                  | 64.04 | Time (days)                                   | 950        |
| Time (days)   | 40      | Payments (number per year)                      | 37    | Cost (% of claim value)                       | 53.3       |
| Cost (% of income per capita)                                 | 3,214.4 | Time (hours per year)                           | 200   | Quality of judicial processes index (0–18)    | 8.5        |
| Reliability of supply and transparency of tariffs index (0–8) | 4       | Total tax and contribution rate (% of profit)   | 36.1  |   |            |
|   |         | Postfiling index (0–100)                        | 50.19 | <b>Resolving insolvency</b> (rank)            | 84         |
| <b>Registering property</b> (rank)                            | 133     |   |       | Score for resolving insolvency (0–100)        | 46.89      |
| Score for registering property (0–100)                        | 52.94   |   |       | Time (years)                                  | 1.5        |
| Procedures (number)   | 8       |   |       | Cost (% of estate)                            | 20.5       |
| Time (days)   | 43      |   |       | Recovery rate (cents on the dollar)           | 29.1       |
| Cost (% of property value)                                    | 5.2     |   |       | Strength of insolvency framework index (0–16) | 10.0       |
| Quality of land administration index (0–30)                   | 7.5     |   |       |   |            |
| <b>MYANMAR</b>  |         | <b>East Asia &amp; Pacific</b>                  |       | <b>GNI per capita (US\$)</b>                  |            |
| Ease of doing business rank (1–190)                           | 171     | Ease of doing business score (0–100)            | 44.72 | Population                                    | 53,370,609 |
| ✓ <b>Starting a business</b> (rank)                           | 152     | <b>Getting credit</b> (rank)                    | 178   | <b>Trading across borders</b> (rank)          | 168        |
| Score for starting a business (0–100)                         | 77.33   | Score for getting credit (0–100)                | 10.00 | Score for trading across borders (0–100)      | 47.67      |
| Procedures (number)   | 12      | Strength of legal rights index (0–12)           | 2     | Time to export                                |            |
| Time (days)   | 14      | Depth of credit information index (0–8)         | 0     | Documentary compliance (hours)                | 144        |
| Cost (% of income per capita)                                 | 24.8    | Credit bureau coverage (% of adults)            | 0.0   | Border compliance (hours)                     | 142        |
| Minimum capital (% of income per capita)                      | 0.0     | Credit registry coverage (% of adults)          | 0.0   | Cost to export                                |            |
|   |         |   |       | Documentary compliance (US\$)                 | 140        |
| <b>Dealing with construction permits</b> (rank)               | 81      | <b>Protecting minority investors</b> (rank)     | 185   | Border compliance (US\$)                      | 432        |
| Score for dealing with construction permits (0–100)           | 70.35   | Score for protecting minority investors (0–100) | 25.00 | Time to import                                |            |
| Procedures (number)   | 15      | Extent of disclosure index (0–10)               | 3     | Documentary compliance (hours)                | 48         |
| Time (days)   | 95      | Extent of director liability index (0–10)       | 0     | Border compliance (hours)                     | 230        |
| Cost (% of warehouse value)                                   | 3.7     | Ease of shareholder suits index (0–10)          | 3     | Cost to import                                |            |
| Building quality control index (0–15)                         | 9.0     | Extent of shareholder rights index (0–10)       | 5     | Documentary compliance (US\$)                 | 210        |
|   |         | Extent of ownership and control index (0–10)    | 1     | Border compliance (US\$)                      | 457        |
|   |         | Extent of corporate transparency index (0–10)   | 3     |   |            |
| ✓ <b>Getting electricity</b> (rank)                           | 144     | <b>Paying taxes</b> (rank)                      | 126   | <b>Enforcing contracts</b> (rank)             | 188        |
| Score for getting electricity (0–100)                         | 55.67   | Score for paying taxes (0–100)                  | 63.94 | Score for enforcing contracts (0–100)         | 24.53      |
| Procedures (number)   | 6       | Payments (number per year)                      | 31    | Time (days)                                   | 1,160      |
| Time (days)   | 77      | Time (hours per year)                           | 282   | Cost (% of claim value)                       | 51.5       |
| Cost (% of income per capita)                                 | 1,147.0 | Total tax and contribution rate (% of profit)   | 31.2  | Quality of judicial processes index (0–18)    | 3.0        |
| Reliability of supply and transparency of tariffs index (0–8) | 1       | Postfiling index (0–100)                        | 45.54 |   |            |
| <b>Registering property</b> (rank)                            | 136     |   |       | <b>Resolving insolvency</b> (rank)            | 164        |
| Score for registering property (0–100)                        | 52.30   |   |       | Score for resolving insolvency (0–100)        | 20.39      |
| Procedures (number)   | 6       |   |       | Time (years)                                  | 5.0        |
| Time (days)   | 85      |   |       | Cost (% of estate)                            | 18.0       |
| Cost (% of property value)                                    | 4.1     |   |       | Recovery rate (cents on the dollar)           | 14.7       |
| Quality of land administration index (0–30)                   | 5.5     |   |       | Strength of insolvency framework index (0–16) | 4.0        |
| <b>NAMIBIA</b>  |         | <b>Sub-Saharan Africa</b>                       |       | <b>GNI per capita (US\$)</b>                  |            |
| Ease of doing business rank (1–190)                           | 107     | Ease of doing business score (0–100)            | 60.53 | Population                                    | 2,533,794  |
| <b>Starting a business</b> (rank)                             | 172     | <b>Getting credit</b> (rank)                    | 73    | <b>Trading across borders</b> (rank)          | 136        |
| Score for starting a business (0–100)                         | 69.06   | Score for getting credit (0–100)                | 60.00 | Score for trading across borders (0–100)      | 61.47      |
| Procedures (number)   | 10      | Strength of legal rights index (0–12)           | 5     | Time to export                                |            |
| Time (days)   | 66      | Depth of credit information index (0–8)         | 7     | Documentary compliance (hours)                | 90         |
| Cost (% of income per capita)                                 | 10.0    | Credit bureau coverage (% of adults)            | 60.8  | Border compliance (hours)                     | 120        |
| Minimum capital (% of income per capita)                      | 0.0     | Credit registry coverage (% of adults)          | 0.0   | Cost to export                                |            |
|   |         |   |       | Documentary compliance (US\$)                 | 348        |
| <b>Dealing with construction permits</b> (rank)               | 83      | <b>Protecting minority investors</b> (rank)     | 99    | Border compliance (US\$)                      | 745        |
| Score for dealing with construction permits (0–100)           | 69.79   | Score for protecting minority investors (0–100) | 51.67 | Time to import                                |            |
| Procedures (number)   | 12      | Extent of disclosure index (0–10)               | 5     | Documentary compliance (hours)                | 3          |
| Time (days)   | 160     | Extent of director liability index (0–10)       | 5     | Border compliance (hours)                     | 6          |
| Cost (% of warehouse value)                                   | 2.2     | Ease of shareholder suits index (0–10)          | 6     | Cost to import                                |            |
| Building quality control index (0–15)                         | 8.5     | Extent of shareholder rights index (0–10)       | 4     | Documentary compliance (US\$)                 | 63         |
|   |         | Extent of ownership and control index (0–10)    | 3     | Border compliance (US\$)                      | 145        |
|   |         | Extent of corporate transparency index (0–10)   | 8     |   |            |
| <b>Getting electricity</b> (rank)                             | 71      | <b>Paying taxes</b> (rank)                      | 81    | ✓ <b>Enforcing contracts</b> (rank)           | 58         |
| Score for getting electricity (0–100)                         | 78.25   | Score for paying taxes (0–100)                  | 74.52 | Score for enforcing contracts (0–100)         | 63.44      |
| Procedures (number)   | 6       | Payments (number per year)                      | 27    | Time (days)                                   | 460        |
| Time (days)   | 37      | Time (hours per year)                           | 302   | Cost (% of claim value)                       | 35.8       |
| Cost (% of income per capita)                                 | 304.4   | Total tax and contribution rate (% of profit)   | 20.7  | Quality of judicial processes index (0–18)    | 10.5       |
| Reliability of supply and transparency of tariffs index (0–8) | 6       | Postfiling index (0–100)                        | 77.17 |   |            |
| <b>Registering property</b> (rank)                            | 174     |   |       | <b>Resolving insolvency</b> (rank)            | 125        |
| Score for registering property (0–100)                        | 40.19   |   |       | Score for resolving insolvency (0–100)        | 36.97      |
| Procedures (number)   | 8       |   |       | Time (years)                                  | 2.5        |
| Time (days)   | 44      |   |       | Cost (% of estate)                            | 14.5       |
| Cost (% of property value)                                    | 13.8    |   |       | Recovery rate (cents on the dollar)           | 33.8       |
| Quality of land administration index (0–30)                   | 9.5     |   |       | Strength of insolvency framework index (0–16) | 6.0        |

Note: Most indicator sets refer to a case scenario in the largest business city of an economy, though for 11 economies the data are a population-weighted average for the two largest business cities. For some indicators a result of “no practice” may be recorded for an economy; see the data notes for more details. In starting a business, procedures (number), time (days) and cost (% of income per capita) are calculated as the average of both men and women. For the postfiling index, a result of “not applicable” may be recorded for an economy.

✓ Reform making it easier to do business ✗ Change making it more difficult to do business

| NEPAL   |       | South Asia                                      |        | GNI per capita (US\$)                         |            |
|---|-------|---|--------|---|------------|
| Ease of doing business rank (1–190)                           | 110   | Ease of doing business score (0–100)            | 59.63  | Population                                    | 29,304,998 |
| <b>Starting a business</b> (rank)                             | 107   | <b>Getting credit</b> (rank)                    | 99     | <b>Trading across borders</b> (rank)          | 82         |
| Score for starting a business (0–100)                         | 84.38 | Score for getting credit (0–100)                | 50.00  | Score for trading across borders (0–100)      | 77.17      |
| Procedures (number)   | 7     | Strength of legal rights index (0–12)           | 10     | Time to export                                |            |
| Time (days)   | 16.5  | Depth of credit information index (0–8)         | 0      | Documentary compliance (hours)                | 43         |
| Cost (% of income per capita)                                 | 22.2  | Credit bureau coverage (% of adults)            | 2.7    | Border compliance (hours)                     | 56         |
| Minimum capital (% of income per capita)                      | 0.0   | Credit registry coverage (% of adults)          | 0.0    | Cost to export                                |            |
|   |       |   |        | Documentary compliance (US\$)                 | 110        |
| <b>Dealing with construction permits</b> (rank)               | 148   | <b>Protecting minority investors</b> (rank)     | 72     | Border compliance (US\$)                      | 288        |
| Score for dealing with construction permits (0–100)           | 57.99 | Score for protecting minority investors (0–100) | 58.33  | Time to import                                |            |
| Procedures (number)   | 12    | Extent of disclosure index (0–10)               | 6      | Documentary compliance (hours)                | 48         |
| Time (days)   | 117   | Extent of director liability index (0–10)       | 1      | Border compliance (hours)                     | 61         |
| Cost (% of warehouse value)                                   | 14.8  | Ease of shareholder suits index (0–10)          | 9      | Cost to import                                |            |
| Building quality control index (0–15)                         | 9.0   | Extent of shareholder rights index (0–10)       | 7      | Documentary compliance (US\$)                 | 80         |
|   |       | Extent of ownership and control index (0–10)    | 6      | Border compliance (US\$)                      | 190        |
|   |       | Extent of corporate transparency index (0–10)   | 6      |   |            |
| <b>Getting electricity</b> (rank)                             | 137   | ✗ <b>Paying taxes</b> (rank)                    | 158    | <b>Enforcing contracts</b> (rank)             | 154        |
| Score for getting electricity (0–100)                         | 58.28 | Score for paying taxes (0–100)                  | 52.87  | Score for enforcing contracts (0–100)         | 45.26      |
| Procedures (number)   | 5     | Payments (number per year)                      | 39     | Time (days)                                   | 910        |
| Time (days)   | 70    | Time (hours per year)                           | 353    | Cost (% of claim value)                       | 26.8       |
| Cost (% of income per capita)                                 | 885.5 | Total tax and contribution rate (% of profit)   | 36.7   | Quality of judicial processes index (0–18)    | 5.5        |
| Reliability of supply and transparency of tariffs index (0–8) | 0     | Postfiling index (0–100)                        | 33.35  |   |            |
| <b>Registering property</b> (rank)                            | 88    |   |        | <b>Resolving insolvency</b> (rank)            | 83         |
| Score for registering property (0–100)                        | 64.86 |   |        | Score for resolving insolvency (0–100)        | 47.16      |
| Procedures (number)   | 4     |   |        | Time (years)                                  | 2.0        |
| Time (days)   | 6     |   |        | Cost (% of estate)                            | 9.0        |
| Cost (% of property value)                                    | 4.7   |   |        | Recovery rate (cents on the dollar)           | 41.2       |
| Quality of land administration index (0–30)                   | 5.5   |   |        | Strength of insolvency framework index (0–16) | 8.0        |
| NETHERLANDS   |       | OECD high income                                |        | GNI per capita (US\$)                         |            |
| Ease of doing business rank (1–190)                           | 36    | Ease of doing business score (0–100)            | 76.04  | Population                                    | 17,132,854 |
| <b>Starting a business</b> (rank)                             | 22    | <b>Getting credit</b> (rank)                    | 112    | <b>Trading across borders</b> (rank)          | 1          |
| Score for starting a business (0–100)                         | 94.31 | Score for getting credit (0–100)                | 45.00  | Score for trading across borders (0–100)      | 100.00     |
| Procedures (number)   | 4     | Strength of legal rights index (0–12)           | 2      | Time to export                                |            |
| Time (days)   | 3.5   | Depth of credit information index (0–8)         | 7      | Documentary compliance (hours)                | 1          |
| Cost (% of income per capita)                                 | 4.2   | Credit bureau coverage (% of adults)            | 95.8   | Border compliance (hours)                     | 0          |
| Minimum capital (% of income per capita)                      | 0.0   | Credit registry coverage (% of adults)          | 0.0    | Cost to export                                |            |
|   |       |   |        | Documentary compliance (US\$)                 | 0          |
| <b>Dealing with construction permits</b> (rank)               | 84    | <b>Protecting minority investors</b> (rank)     | 72     | Border compliance (US\$)                      | 0          |
| Score for dealing with construction permits (0–100)           | 69.36 | Score for protecting minority investors (0–100) | 58.33  | Time to import                                |            |
| Procedures (number)   | 13    | Extent of disclosure index (0–10)               | 4      | Documentary compliance (hours)                | 1          |
| Time (days)   | 161   | Extent of director liability index (0–10)       | 4      | Border compliance (hours)                     | 0          |
| Cost (% of warehouse value)                                   | 3.7   | Ease of shareholder suits index (0–10)          | 6      | Cost to import                                |            |
| Building quality control index (0–15)                         | 10.0  | Extent of shareholder rights index (0–10)       | 6      | Documentary compliance (US\$)                 | 0          |
|   |       | Extent of ownership and control index (0–10)    | 7      | Border compliance (US\$)                      | 0          |
|   |       | Extent of corporate transparency index (0–10)   | 8      |   |            |
| <b>Getting electricity</b> (rank)                             | 56    | <b>Paying taxes</b> (rank)                      | 21     | <b>Enforcing contracts</b> (rank)             | 74         |
| Score for getting electricity (0–100)                         | 81.58 | Score for paying taxes (0–100)                  | 87.58  | Score for enforcing contracts (0–100)         | 59.94      |
| Procedures (number)   | 5     | Payments (number per year)                      | 9      | Time (days)                                   | 514        |
| Time (days)   | 110   | Time (hours per year)                           | 119    | Cost (% of claim value)                       | 23.9       |
| Cost (% of income per capita)                                 | 28.1  | Total tax and contribution rate (% of profit)   | 40.8   | Quality of judicial processes index (0–18)    | 7.0        |
| Reliability of supply and transparency of tariffs index (0–8) | 8     | Postfiling index (0–100)                        | 91.95  |   |            |
| <b>Registering property</b> (rank)                            | 31    |   |        | <b>Resolving insolvency</b> (rank)            | 7          |
| Score for registering property (0–100)                        | 80.05 |   |        | Score for resolving insolvency (0–100)        | 84.28      |
| Procedures (number)   | 5     |   |        | Time (years)                                  | 1.1        |
| Time (days)   | 2.5   |   |        | Cost (% of estate)                            | 3.5        |
| Cost (% of property value)                                    | 6.1   |   |        | Recovery rate (cents on the dollar)           | 89.8       |
| Quality of land administration index (0–30)                   | 28.5  |   |        | Strength of insolvency framework index (0–16) | 11.5       |
| NEW ZEALAND   |       | OECD high income                                |        | GNI per capita (US\$)                         |            |
| Ease of doing business rank (1–190)                           | 1     | Ease of doing business score (0–100)            | 86.59  | Population                                    | 4,793,900  |
| ✓ <b>Starting a business</b> (rank)                           | 1     | <b>Getting credit</b> (rank)                    | 1      | <b>Trading across borders</b> (rank)          | 60         |
| Score for starting a business (0–100)                         | 99.98 | Score for getting credit (0–100)                | 100.00 | Score for trading across borders (0–100)      | 84.63      |
| Procedures (number)   | 1     | Strength of legal rights index (0–12)           | 12     | Time to export                                |            |
| Time (days)   | 0.5   | Depth of credit information index (0–8)         | 8      | Documentary compliance (hours)                | 3          |
| Cost (% of income per capita)                                 | 0.2   | Credit bureau coverage (% of adults)            | 100.0  | Border compliance (hours)                     | 37         |
| Minimum capital (% of income per capita)                      | 0.0   | Credit registry coverage (% of adults)          | 0.0    | Cost to export                                |            |
|   |       |   |        | Documentary compliance (US\$)                 | 67         |
| <b>Dealing with construction permits</b> (rank)               | 6     | <b>Protecting minority investors</b> (rank)     | 2      | Border compliance (US\$)                      | 337        |
| Score for dealing with construction permits (0–100)           | 86.40 | Score for protecting minority investors (0–100) | 81.67  | Time to import                                |            |
| Procedures (number)   | 11    | Extent of disclosure index (0–10)               | 10     | Documentary compliance (hours)                | 1          |
| Time (days)   | 93    | Extent of director liability index (0–10)       | 9      | Border compliance (hours)                     | 25         |
| Cost (% of warehouse value)                                   | 2.2   | Ease of shareholder suits index (0–10)          | 9      | Cost to import                                |            |
| Building quality control index (0–15)                         | 15.0  | Extent of shareholder rights index (0–10)       | 7      | Documentary compliance (US\$)                 | 80         |
|   |       | Extent of ownership and control index (0–10)    | 7      | Border compliance (US\$)                      | 367        |
|   |       | Extent of corporate transparency index (0–10)   | 7      |   |            |
| <b>Getting electricity</b> (rank)                             | 45    | <b>Paying taxes</b> (rank)                      | 10     | <b>Enforcing contracts</b> (rank)             | 21         |
| Score for getting electricity (0–100)                         | 83.98 | Score for paying taxes (0–100)                  | 91.08  | Score for enforcing contracts (0–100)         | 71.48      |
| Procedures (number)   | 5     | Payments (number per year)                      | 7      | Time (days)                                   | 216        |
| Time (days)   | 58    | Time (hours per year)                           | 140    | Cost (% of claim value)                       | 27.2       |
| Cost (% of income per capita)                                 | 68.0  | Total tax and contribution rate (% of profit)   | 34.6   | Quality of judicial processes index (0–18)    | 9.5        |
| Reliability of supply and transparency of tariffs index (0–8) | 7     | Postfiling index (0–100)                        | 96.90  |   |            |
| <b>Registering property</b> (rank)                            | 1     |   |        | <b>Resolving insolvency</b> (rank)            | 31         |
| Score for registering property (0–100)                        | 94.89 |   |        | Score for resolving insolvency (0–100)        | 71.81      |
| Procedures (number)   | 2     |   |        | Time (years)                                  | 1.3        |
| Time (days)   | 1     |   |        | Cost (% of estate)                            | 3.5        |
| Cost (% of property value)                                    | 0.1   |   |        | Recovery rate (cents on the dollar)           | 84.1       |
| Quality of land administration index (0–30)                   | 26.5  |   |        | Strength of insolvency framework index (0–16) | 8.5        |

Note: Most indicator sets refer to a case scenario in the largest business city of an economy, though for 11 economies the data are a population-weighted average for the two largest business cities. For some indicators a result of “no practice” may be recorded for an economy; see the data notes for more details. In starting a business, procedures (number), time (days) and cost (% of income per capita) are calculated as the average of both men and women. For the postfiling index, a result of “not applicable” may be recorded for an economy.

✓ Reform making it easier to do business ✗ Change making it more difficult to do business

| <b>NICARAGUA</b>  |         | <b>Latin America &amp; Caribbean</b>            |       | <b>GNI per capita (US\$)</b>                  |             |
|---|---------|---|-------|---|-------------|
| Ease of doing business rank (1–190)                           | 132     | Ease of doing business score (0–100)            | 55.64 | Population                                    | 6,217,581   |
| <b>Starting a business</b> (rank)                             | 144     | ✓ <b>Getting credit</b> (rank)                  | 99    | <b>Trading across borders</b> (rank)          | 85          |
| Score for starting a business (0–100)                         | 79.84   | Score for getting credit (0–100)                | 50.00 | Score for trading across borders (0–100)      | 76.99       |
| Procedures (number)   | 7       | Strength of legal rights index (0–12)           | 2     | Time to export                                |             |
| Time (days)   | 14      | Depth of credit information index (0–8)         | 8     | Documentary compliance (hours)                | 48          |
| Cost (% of income per capita)                                 | 63.6    | Credit bureau coverage (% of adults)            | 59.5  | Border compliance (hours)                     | 72          |
| Minimum capital (% of income per capita)                      | 0.0     | Credit registry coverage (% of adults)          | 21.7  | Cost to export                                |             |
|   |         |   |       | Documentary compliance (US\$)                 | 47          |
| <b>Dealing with construction permits</b> (rank)               | 177     | <b>Protecting minority investors</b> (rank)     | 168   | Border compliance (US\$)                      | 240         |
| Score for dealing with construction permits (0–100)           | 46.58   | Score for protecting minority investors (0–100) | 35.00 | Time to import                                |             |
| Procedures (number)   | 18      | Extent of disclosure index (0–10)               | 1     | Documentary compliance (hours)                | 16          |
| Time (days)   | 225     | Extent of director liability index (0–10)       | 5     | Border compliance (hours)                     | 72          |
| Cost (% of warehouse value)                                   | 5.5     | Ease of shareholder suits index (0–10)          | 6     | Cost to import                                |             |
| Building quality control index (0–15)                         | 3.5     | Extent of shareholder rights index (0–10)       | 4     | Documentary compliance (US\$)                 | 86          |
|   |         | Extent of ownership and control index (0–10)    | 1     | Border compliance (US\$)                      | 400         |
|   |         | Extent of corporate transparency index (0–10)   | 4     |   |             |
| <b>Getting electricity</b> (rank)                             | 110     | <b>Paying taxes</b> (rank)                      | 160   | <b>Enforcing contracts</b> (rank)             | 87          |
| Score for getting electricity (0–100)                         | 68.39   | Score for paying taxes (0–100)                  | 52.69 | Score for enforcing contracts (0–100)         | 58.58       |
| Procedures (number)   | 6       | Payments (number per year)                      | 43    | Time (days)                                   | 490         |
| Time (days)   | 55      | Time (hours per year)                           | 201   | Cost (% of claim value)                       | 26.8        |
| Cost (% of income per capita)                                 | 838.7   | Total tax and contribution rate (% of profit)   | 60.6  | Quality of judicial processes index (0–18)    | 6.5         |
| Reliability of supply and transparency of tariffs index (0–8) | 4       | Postfiling index (0–100)                        | 52.55 |   |             |
| <b>Registering property</b> (rank)                            | 155     |   |       | <b>Resolving insolvency</b> (rank)            | 106         |
| Score for registering property (0–100)                        | 47.19   |   |       | Score for resolving insolvency (0–100)        | 41.13       |
| Procedures (number)   | 9       |   |       | Time (years)                                  | 2.2         |
| Time (days)   | 56      |   |       | Cost (% of estate)                            | 14.5        |
| Cost (% of property value)                                    | 6.0     |   |       | Recovery rate (cents on the dollar)           | 35.8        |
| Quality of land administration index (0–30)                   | 6.5     |   |       | Strength of insolvency framework index (0–16) | 7.0         |
| <b>NIGER</b>  |         | <b>Sub-Saharan Africa</b>                       |       | <b>GNI per capita (US\$)</b>                  |             |
| Ease of doing business rank (1–190)                           | 143     | Ease of doing business score (0–100)            | 53.72 | Population                                    | 21,477,348  |
| <b>Starting a business</b> (rank)                             | 27      | <b>Getting credit</b> (rank)                    | 144   | <b>Trading across borders</b> (rank)          | 124         |
| Score for starting a business (0–100)                         | 93.69   | Score for getting credit (0–100)                | 30.00 | Score for trading across borders (0–100)      | 65.40       |
| Procedures (number)   | 3       | Strength of legal rights index (0–12)           | 6     | Time to export                                |             |
| Time (days)   | 7       | Depth of credit information index (0–8)         | 0     | Documentary compliance (hours)                | 51          |
| Cost (% of income per capita)                                 | 8.1     | Credit bureau coverage (% of adults)            | 0.5   | Border compliance (hours)                     | 48          |
| Minimum capital (% of income per capita)                      | 11.6    | Credit registry coverage (% of adults)          | 0.3   | Cost to export                                |             |
|   |         |   |       | Documentary compliance (US\$)                 | 39          |
| ✓ <b>Dealing with construction permits</b> (rank)             | 158     | <b>Protecting minority investors</b> (rank)     | 149   | Border compliance (US\$)                      | 391         |
| Score for dealing with construction permits (0–100)           | 55.81   | Score for protecting minority investors (0–100) | 40.00 | Time to import                                |             |
| Procedures (number)   | 15      | Extent of disclosure index (0–10)               | 7     | Documentary compliance (hours)                | 156         |
| Time (days)   | 91      | Extent of director liability index (0–10)       | 1     | Border compliance (hours)                     | 78          |
| Cost (% of warehouse value)                                   | 11.6    | Ease of shareholder suits index (0–10)          | 5     | Cost to import                                |             |
| Building quality control index (0–15)                         | 6.0     | Extent of shareholder rights index (0–10)       | 4     | Documentary compliance (US\$)                 | 282         |
|   |         | Extent of ownership and control index (0–10)    | 3     | Border compliance (US\$)                      | 462         |
|   |         | Extent of corporate transparency index (0–10)   | 4     |   |             |
| ✓ <b>Getting electricity</b> (rank)                           | 162     | <b>Paying taxes</b> (rank)                      | 161   | ✓ <b>Enforcing contracts</b> (rank)           | 119         |
| Score for getting electricity (0–100)                         | 48.51   | Score for paying taxes (0–100)                  | 52.49 | Score for enforcing contracts (0–100)         | 53.77       |
| Procedures (number)   | 4       | Payments (number per year)                      | 41    | Time (days)                                   | 380         |
| Time (days)   | 68      | Time (hours per year)                           | 270   | Cost (% of claim value)                       | 52.6        |
| Cost (% of income per capita)                                 | 5,470.9 | Total tax and contribution rate (% of profit)   | 47.3  | Quality of judicial processes index (0–18)    | 7.5         |
| Reliability of supply and transparency of tariffs index (0–8) | 0       | Postfiling index (0–100)                        | 38.02 |   |             |
| ✓ <b>Registering property</b> (rank)                          | 111     |   |       | <b>Resolving insolvency</b> (rank)            | 114         |
| Score for registering property (0–100)                        | 58.06   |   |       | Score for resolving insolvency (0–100)        | 39.44       |
| Procedures (number)   | 4       |   |       | Time (years)                                  | 5.0         |
| Time (days)   | 13      |   |       | Cost (% of estate)                            | 18.0        |
| Cost (% of property value)                                    | 7.6     |   |       | Recovery rate (cents on the dollar)           | 21.0        |
| Quality of land administration index (0–30)                   | 4.0     |   |       | Strength of insolvency framework index (0–16) | 9.0         |
| <b>NIGERIA</b>  |         | <b>Sub-Saharan Africa</b>                       |       | <b>GNI per capita (US\$)</b>                  |             |
| Ease of doing business rank (1–190)                           | 146     | Ease of doing business score (0–100)            | 52.89 | Population                                    | 190,886,311 |
| ✓ <b>Starting a business</b> (rank)                           | 120     | <b>Getting credit</b> (rank)                    | 12    | ✓ <b>Trading across borders</b> (rank)        | 182         |
| Score for starting a business (0–100)                         | 82.97   | Score for getting credit (0–100)                | 85.00 | Score for trading across borders (0–100)      | 23.08       |
| Procedures (number)   | 8.5     | Strength of legal rights index (0–12)           | 9     | Time to export                                |             |
| Time (days)   | 10.9    | Depth of credit information index (0–8)         | 8     | Documentary compliance (hours)                | 119         |
| Cost (% of income per capita)                                 | 27.6    | Credit bureau coverage (% of adults)            | 11.0  | Border compliance (hours)                     | 135.4       |
| Minimum capital (% of income per capita)                      | 0.0     | Credit registry coverage (% of adults)          | 0.8   | Cost to export                                |             |
|   |         |   |       | Documentary compliance (US\$)                 | 250         |
| <b>Dealing with construction permits</b> (rank)               | 149     | <b>Protecting minority investors</b> (rank)     | 38    | Border compliance (US\$)                      | 785.7       |
| Score for dealing with construction permits (0–100)           | 57.84   | Score for protecting minority investors (0–100) | 66.67 | Time to import                                |             |
| Procedures (number)   | 16.1    | Extent of disclosure index (0–10)               | 7     | Documentary compliance (hours)                | 144         |
| Time (days)   | 110.2   | Extent of director liability index (0–10)       | 7     | Border compliance (hours)                     | 263.7       |
| Cost (% of warehouse value)                                   | 21.5    | Ease of shareholder suits index (0–10)          | 7     | Cost to import                                |             |
| Building quality control index (0–15)                         | 11.8    | Extent of shareholder rights index (0–10)       | 5     | Documentary compliance (US\$)                 | 564.3       |
|   |         | Extent of ownership and control index (0–10)    | 5     | Border compliance (US\$)                      | 1076.8      |
|   |         | Extent of corporate transparency index (0–10)   | 9     |   |             |
| ✓ <b>Getting electricity</b> (rank)                           | 171     | <b>Paying taxes</b> (rank)                      | 157   | ✓ <b>Enforcing contracts</b> (rank)           | 92          |
| Score for getting electricity (0–100)                         | 42.63   | Score for paying taxes (0–100)                  | 53.53 | Score for enforcing contracts (0–100)         | 57.90       |
| Procedures (number)   | 8       | Payments (number per year)                      | 48    | Time (days)                                   | 453.7       |
| Time (days)   | 115.3   | Time (hours per year)                           | 347.4 | Cost (% of claim value)                       | 38.9        |
| Cost (% of income per capita)                                 | 309.9   | Total tax and contribution rate (% of profit)   | 34.8  | Quality of judicial processes index (0–18)    | 8.0         |
| Reliability of supply and transparency of tariffs index (0–8) | 0       | Postfiling index (0–100)                        | 47.48 |   |             |
| ✗ <b>Registering property</b> (rank)                          | 184     |   |       | <b>Resolving insolvency</b> (rank)            | 149         |
| Score for registering property (0–100)                        | 28.89   |   |       | Score for resolving insolvency (0–100)        | 30.42       |
| Procedures (number)   | 11.8    |   |       | Time (years)                                  | 2.0         |
| Time (days)   | 91.7    |   |       | Cost (% of estate)                            | 22.0        |
| Cost (% of property value)                                    | 11.3    |   |       | Recovery rate (cents on the dollar)           | 27.5        |
| Quality of land administration index (0–30)                   | 7.2     |   |       | Strength of insolvency framework index (0–16) | 5.0         |

Note: Most indicator sets refer to a case scenario in the largest business city of an economy, though for 11 economies the data are a population-weighted average for the two largest business cities. For some indicators a result of “no practice” may be recorded for an economy; see the data notes for more details. In starting a business, procedures (number), time (days) and cost (% of income per capita) are calculated as the average of both men and women. For the postfiling index, a result of “not applicable” may be recorded for an economy.

✓ Reform making it easier to do business ✗ Change making it more difficult to do business

| <b>NORWAY</b>   |         | <b>OECD high income</b>                         |       | <b>GNI per capita (US\$)</b>                  |             |
|---|---------|---|-------|---|-------------|
| Ease of doing business rank (1–190)                           | 7       | Ease of doing business score (0–100)            | 82.95 | Population                                    | 5,282,223   |
| <b>Starting a business</b> (rank)                             | 22      | <b>Getting credit</b> (rank)                    | 85    | <b>Trading across borders</b> (rank)          | 22          |
| Score for starting a business (0–100)                         | 94.31   | Score for getting credit (0–100)                | 55.00 | Score for trading across borders (0–100)      | 96.97       |
| Procedures (number)   | 4       | Strength of legal rights index (0–12)           | 5     | Time to export                                |             |
| Time (days)   | 4       | Depth of credit information index (0–8)         | 6     | Documentary compliance (hours)                | 2           |
| Cost (% of income per capita)                                 | 0.9     | Credit bureau coverage (% of adults)            | 100.0 | Border compliance (hours)                     | 2           |
| Minimum capital (% of income per capita)                      | 4.6     | Credit registry coverage (% of adults)          | 0.0   | Cost to export                                |             |
|   |         |   |       | Documentary compliance (US\$)                 | 0           |
| <b>Dealing with construction permits</b> (rank)               | 22      | <b>Protecting minority investors</b> (rank)     | 15    | Border compliance (US\$)                      | 125         |
| Score for dealing with construction permits (0–100)           | 78.86   | Score for protecting minority investors (0–100) | 75.00 | Time to import                                |             |
| Procedures (number)   | 11      | Extent of disclosure index (0–10)               | 7     | Documentary compliance (hours)                | 2           |
| Time (days)   | 110.5   | Extent of director liability index (0–10)       | 5     | Border compliance (hours)                     | 2           |
| Cost (% of warehouse value)                                   | 0.6     | Ease of shareholder suits index (0–10)          | 8     | Cost to import                                |             |
| Building quality control index (0–15)                         | 10.0    | Extent of shareholder rights index (0–10)       | 7     | Documentary compliance (US\$)                 | 0           |
|   |         | Extent of ownership and control index (0–10)    | 8     | Border compliance (US\$)                      | 125         |
|   |         | Extent of corporate transparency index (0–10)   | 10    |   |             |
| <b>Getting electricity</b> (rank)                             | 19      | <b>Paying taxes</b> (rank)                      | 30    | <b>Enforcing contracts</b> (rank)             | 3           |
| Score for getting electricity (0–100)                         | 90.58   | Score for paying taxes (0–100)                  | 84.84 | Score for enforcing contracts (0–100)         | 81.27       |
| Procedures (number)   | 4       | Payments (number per year)                      | 5     | Time (days)                                   | 400         |
| Time (days)   | 66      | Time (hours per year)                           | 79    | Cost (% of claim value)                       | 9.9         |
| Cost (% of income per capita)                                 | 11.0    | Total tax and contribution rate (% of profit)   | 37.0  | Quality of judicial processes index (0–18)    | 14.0        |
| Reliability of supply and transparency of tariffs index (0–8) | 8       | Postfiling index (0–100)                        | 62.65 |   |             |
| <b>Registering property</b> (rank)                            | 13      |   |       | <b>Resolving insolvency</b> (rank)            | 5           |
| Score for registering property (0–100)                        | 87.26   |   |       | Score for resolving insolvency (0–100)        | 85.44       |
| Procedures (number)   | 1       |   |       | Time (years)                                  | 0.9         |
| Time (days)   | 3       |   |       | Cost (% of estate)                            | 1.0         |
| Cost (% of property value)                                    | 2.5     |   |       | Recovery rate (cents on the dollar)           | 92.0        |
| Quality of land administration index (0–30)                   | 20.0    |   |       | Strength of insolvency framework index (0–16) | 11.5        |
| <b>OMAN</b>   |         | <b>Middle East &amp; North Africa</b>           |       | <b>GNI per capita (US\$)</b>                  |             |
| Ease of doing business rank (1–190)                           | 78      | Ease of doing business score (0–100)            | 67.19 | Population                                    | 4,636,262   |
| <b>Starting a business</b> (rank)                             | 37      | <b>Getting credit</b> (rank)                    | 134   | <b>Trading across borders</b> (rank)          | 72          |
| Score for starting a business (0–100)                         | 92.89   | Score for getting credit (0–100)                | 35.00 | Score for trading across borders (0–100)      | 79.39       |
| Procedures (number)   | 4.5     | Strength of legal rights index (0–12)           | 1     | Time to export                                |             |
| Time (days)   | 6.5     | Depth of credit information index (0–8)         | 6     | Documentary compliance (hours)                | 7           |
| Cost (% of income per capita)                                 | 3.7     | Credit bureau coverage (% of adults)            | 0.0   | Border compliance (hours)                     | 52          |
| Minimum capital (% of income per capita)                      | 0.0     | Credit registry coverage (% of adults)          | 26.9  | Cost to export                                |             |
|   |         |   |       | Documentary compliance (US\$)                 | 107         |
| <b>Dealing with construction permits</b> (rank)               | 66      | <b>Protecting minority investors</b> (rank)     | 125   | Border compliance (US\$)                      | 261         |
| Score for dealing with construction permits (0–100)           | 72.05   | Score for protecting minority investors (0–100) | 46.67 | Time to import                                |             |
| Procedures (number)   | 14      | Extent of disclosure index (0–10)               | 8     | Documentary compliance (hours)                | 7           |
| Time (days)   | 172     | Extent of director liability index (0–10)       | 5     | Border compliance (hours)                     | 70          |
| Cost (% of warehouse value)                                   | 1.4     | Ease of shareholder suits index (0–10)          | 3     | Cost to import                                |             |
| Building quality control index (0–15)                         | 11.0    | Extent of shareholder rights index (0–10)       | 4     | Documentary compliance (US\$)                 | 124         |
|   |         | Extent of ownership and control index (0–10)    | 4     | Border compliance (US\$)                      | 394         |
|   |         | Extent of corporate transparency index (0–10)   | 4     |   |             |
| <b>Getting electricity</b> (rank)                             | 66      | ✗ <b>Paying taxes</b> (rank)                    | 12    | <b>Enforcing contracts</b> (rank)             | 73          |
| Score for getting electricity (0–100)                         | 79.34   | Score for paying taxes (0–100)                  | 90.16 | Score for enforcing contracts (0–100)         | 60.02       |
| Procedures (number)   | 6       | Payments (number per year)                      | 15    | Time (days)                                   | 598         |
| Time (days)   | 62      | Time (hours per year)                           | 68    | Cost (% of claim value)                       | 15.1        |
| Cost (% of income per capita)                                 | 81.5    | Total tax and contribution rate (% of profit)   | 27.4  | Quality of judicial processes index (0–18)    | 6.5         |
| Reliability of supply and transparency of tariffs index (0–8) | 7       | Postfiling index (0–100)                        | 85.32 |   |             |
| <b>Registering property</b> (rank)                            | 52      |   |       | <b>Resolving insolvency</b> (rank)            | 100         |
| Score for registering property (0–100)                        | 74.03   |   |       | Score for resolving insolvency (0–100)        | 42.34       |
| Procedures (number)   | 2       |   |       | Time (years)                                  | 4.0         |
| Time (days)   | 16      |   |       | Cost (% of estate)                            | 3.5         |
| Cost (% of property value)                                    | 5.0     |   |       | Recovery rate (cents on the dollar)           | 38.0        |
| Quality of land administration index (0–30)                   | 13.5    |   |       | Strength of insolvency framework index (0–16) | 7.0         |
| <b>PAKISTAN</b>   |         | <b>South Asia</b>                               |       | <b>GNI per capita (US\$)</b>                  |             |
| Ease of doing business rank (1–190)                           | 136     | Ease of doing business score (0–100)            | 55.31 | Population                                    | 197,015,955 |
| ✓ <b>Starting a business</b> (rank)                           | 130     | <b>Getting credit</b> (rank)                    | 112   | <b>Trading across borders</b> (rank)          | 142         |
| Score for starting a business (0–100)                         | 81.89   | Score for getting credit (0–100)                | 45.00 | Score for trading across borders (0–100)      | 60.12       |
| Procedures (number)   | 10      | Strength of legal rights index (0–12)           | 2     | Time to export                                |             |
| Time (days)   | 16.5    | Depth of credit information index (0–8)         | 7     | Documentary compliance (hours)                | 55          |
| Cost (% of income per capita)                                 | 6.8     | Credit bureau coverage (% of adults)            | 7.2   | Border compliance (hours)                     | 75          |
| Minimum capital (% of income per capita)                      | 0.0     | Credit registry coverage (% of adults)          | 10.7  | Cost to export                                |             |
|   |         |   |       | Documentary compliance (US\$)                 | 118         |
| <b>Dealing with construction permits</b> (rank)               | 166     | <b>Protecting minority investors</b> (rank)     | 26    | Border compliance (US\$)                      | 356         |
| Score for dealing with construction permits (0–100)           | 53.59   | Score for protecting minority investors (0–100) | 71.67 | Time to import                                |             |
| Procedures (number)   | 18.7    | Extent of disclosure index (0–10)               | 6     | Documentary compliance (hours)                | 143         |
| Time (days)   | 262.8   | Extent of director liability index (0–10)       | 7     | Border compliance (hours)                     | 120         |
| Cost (% of warehouse value)                                   | 9.0     | Ease of shareholder suits index (0–10)          | 6     | Cost to import                                |             |
| Building quality control index (0–15)                         | 12.3    | Extent of shareholder rights index (0–10)       | 8     | Documentary compliance (US\$)                 | 250         |
|   |         | Extent of ownership and control index (0–10)    | 9     | Border compliance (US\$)                      | 475.7       |
|   |         | Extent of corporate transparency index (0–10)   | 7     |   |             |
| <b>Getting electricity</b> (rank)                             | 167     | <b>Paying taxes</b> (rank)                      | 173   | <b>Enforcing contracts</b> (rank)             | 156         |
| Score for getting electricity (0–100)                         | 44.75   | Score for paying taxes (0–100)                  | 47.05 | Score for enforcing contracts (0–100)         | 43.49       |
| Procedures (number)   | 5.4     | Payments (number per year)                      | 47    | Time (days)                                   | 1,071.2     |
| Time (days)   | 161.2   | Time (hours per year)                           | 293.5 | Cost (% of claim value)                       | 20.5        |
| Cost (% of income per capita)                                 | 1,585.3 | Total tax and contribution rate (% of profit)   | 34.1  | Quality of judicial processes index (0–18)    | 5.7         |
| Reliability of supply and transparency of tariffs index (0–8) | 0       | Postfiling index (0–100)                        | 10.49 |   |             |
| ✓ <b>Registering property</b> (rank)                          | 161     |   |       | ✓ <b>Resolving insolvency</b> (rank)          | 53          |
| Score for registering property (0–100)                        | 45.63   |   |       | Score for resolving insolvency (0–100)        | 59.86       |
| Procedures (number)   | 7.3     |   |       | Time (years)                                  | 2.6         |
| Time (days)   | 144.1   |   |       | Cost (% of estate)                            | 4.0         |
| Cost (% of property value)                                    | 4.2     |   |       | Recovery rate (cents on the dollar)           | 44.5        |
| Quality of land administration index (0–30)                   | 9.5     |   |       | Strength of insolvency framework index (0–16) | 11.5        |

Note: Most indicator sets refer to a case scenario in the largest business city of an economy, though for 11 economies the data are a population-weighted average for the two largest business cities. For some indicators a result of "no practice" may be recorded for an economy; see the data notes for more details. In starting a business, procedures (number), time (days) and cost (% of income per capita) are calculated as the average of both men and women. For the postfiling index, a result of "not applicable" may be recorded for an economy.



✓ Reform making it easier to do business ✗ Change making it more difficult to do business

| <b>PALAU</b>  |       | <b>East Asia &amp; Pacific</b>                  |                | <b>GNI per capita (US\$)</b>                  |           |
|---|-------|---|----------------|---|-----------|
| Ease of doing business rank (1–190)                           | 133   | Ease of doing business score (0–100)            | 55.59          | Population                                    | 21,729    |
| <b>Starting a business</b> (rank)                             | 129   | <b>Getting credit</b> (rank)                    | 99             | <b>Trading across borders</b> (rank)          | 137       |
| Score for starting a business (0–100)                         | 81.95 | Score for getting credit (0–100)                | 50.00          | Score for trading across borders (0–100)      | 60.98     |
| Procedures (number)   | 8     | Strength of legal rights index (0–12)           | 10             | Time to export                                |           |
| Time (days)   | 28    | Depth of credit information index (0–8)         | 0              | Documentary compliance (hours)                | 72        |
| Cost (% of income per capita)                                 | 2.9   | Credit bureau coverage (% of adults)            | 0.0            | Border compliance (hours)                     | 102       |
| Minimum capital (% of income per capita)                      | 7.8   | Credit registry coverage (% of adults)          | 0.0            | Cost to export                                |           |
|   |       |   |                | Documentary compliance (US\$)                 | 100       |
| <b>Dealing with construction permits</b> (rank)               | 95    | <b>Protecting minority investors</b> (rank)     | 180            | Border compliance (US\$)                      | 505       |
| Score for dealing with construction permits (0–100)           | 68.38 | Score for protecting minority investors (0–100) | 26.67          | Time to import                                |           |
| Procedures (number)   | 19    | Extent of disclosure index (0–10)               | 0              | Documentary compliance (hours)                | 96        |
| Time (days)   | 72    | Extent of director liability index (0–10)       | 0              | Border compliance (hours)                     | 84        |
| Cost (% of warehouse value)                                   | 0.8   | Ease of shareholder suits index (0–10)          | 7              | Cost to import                                |           |
| Building quality control index (0–15)                         | 7.0   | Extent of shareholder rights index (0–10)       | 5              | Documentary compliance (US\$)                 | 100       |
|   |       | Extent of ownership and control index (0–10)    | 2              | Border compliance (US\$)                      | 605       |
|   |       | Extent of corporate transparency index (0–10)   | 2              |   |           |
| <b>Getting electricity</b> (rank)                             | 149   | <b>Paying taxes</b> (rank)                      | 106            | <b>Enforcing contracts</b> (rank)             | 126       |
| Score for getting electricity (0–100)                         | 54.83 | Score for paying taxes (0–100)                  | 69.04          | Score for enforcing contracts (0–100)         | 52.21     |
| Procedures (number)   | 5     | Payments (number per year)                      | 11             | Time (days)                                   | 810       |
| Time (days)   | 125   | Time (hours per year)                           | 52             | Cost (% of claim value)                       | 35.3      |
| Cost (% of income per capita)                                 | 66.5  | Total tax and contribution rate (% of profit)   | 75.8           | Quality of judicial processes index (0–18)    | 9.5       |
| Reliability of supply and transparency of tariffs index (0–8) | 0     | Postfiling index (0–100)                        | not applicable |   |           |
| <b>Registering property</b> (rank)                            | 43    |   |                | <b>Resolving insolvency</b> (rank)            | 166       |
| Score for registering property (0–100)                        | 75.16 |   |                | Score for resolving insolvency (0–100)        | 16.68     |
| Procedures (number)   | 5     |   |                | Time (years)                                  | 2.0       |
| Time (days)   | 14    |   |                | Cost (% of estate)                            | 22.5      |
| Cost (% of property value)                                    | 0.2   |   |                | Recovery rate (cents on the dollar)           | 31.0      |
| Quality of land administration index (0–30)                   | 12.5  |   |                | Strength of insolvency framework index (0–16) | 0.0       |
| <b>PANAMA</b>   |       | <b>Latin America &amp; Caribbean</b>            |                | <b>GNI per capita (US\$)</b>                  |           |
| Ease of doing business rank (1–190)                           | 79    | Ease of doing business score (0–100)            | 66.12          | Population                                    | 4,098,587 |
| <b>Starting a business</b> (rank)                             | 48    | <b>Getting credit</b> (rank)                    | 22             | <b>Trading across borders</b> (rank)          | 57        |
| Score for starting a business (0–100)                         | 92.07 | Score for getting credit (0–100)                | 80.00          | Score for trading across borders (0–100)      | 85.47     |
| Procedures (number)   | 5     | Strength of legal rights index (0–12)           | 8              | Time to export                                |           |
| Time (days)   | 6     | Depth of credit information index (0–8)         | 8              | Documentary compliance (hours)                | 6         |
| Cost (% of income per capita)                                 | 5.4   | Credit bureau coverage (% of adults)            | 73.7           | Border compliance (hours)                     | 24        |
| Minimum capital (% of income per capita)                      | 0.0   | Credit registry coverage (% of adults)          | 0.0            | Cost to export                                |           |
|   |       |   |                | Documentary compliance (US\$)                 | 60        |
| <b>Dealing with construction permits</b> (rank)               | 108   | <b>Protecting minority investors</b> (rank)     | 99             | Border compliance (US\$)                      | 270       |
| Score for dealing with construction permits (0–100)           | 66.76 | Score for protecting minority investors (0–100) | 51.67          | Time to import                                |           |
| Procedures (number)   | 18    | Extent of disclosure index (0–10)               | 4              | Documentary compliance (hours)                | 6         |
| Time (days)   | 105   | Extent of director liability index (0–10)       | 4              | Border compliance (hours)                     | 24        |
| Cost (% of warehouse value)                                   | 3.6   | Ease of shareholder suits index (0–10)          | 8              | Cost to import                                |           |
| Building quality control index (0–15)                         | 9.0   | Extent of shareholder rights index (0–10)       | 8              | Documentary compliance (US\$)                 | 50        |
|   |       | Extent of ownership and control index (0–10)    | 1              | Border compliance (US\$)                      | 490       |
|   |       | Extent of corporate transparency index (0–10)   | 6              |   |           |
| <b>Getting electricity</b> (rank)                             | 30    | ✓ <b>Paying taxes</b> (rank)                    | 174            | <b>Enforcing contracts</b> (rank)             | 147       |
| Score for getting electricity (0–100)                         | 86.65 | Score for paying taxes (0–100)                  | 46.68          | Score for enforcing contracts (0–100)         | 47.11     |
| Procedures (number)   | 5     | Payments (number per year)                      | 36             | Time (days)                                   | 790       |
| Time (days)   | 35    | Time (hours per year)                           | 408            | Cost (% of claim value)                       | 38.0      |
| Cost (% of income per capita)                                 | 15.7  | Total tax and contribution rate (% of profit)   | 37.2           | Quality of judicial processes index (0–18)    | 7.0       |
| Reliability of supply and transparency of tariffs index (0–8) | 7     | Postfiling index (0–100)                        | 12.84          |   |           |
| <b>Registering property</b> (rank)                            | 81    |   |                | <b>Resolving insolvency</b> (rank)            | 113       |
| Score for registering property (0–100)                        | 65.18 |   |                | Score for resolving insolvency (0–100)        | 39.59     |
| Procedures (number)   | 7     |   |                | Time (years)                                  | 2.5       |
| Time (days)   | 22.5  |   |                | Cost (% of estate)                            | 25.0      |
| Cost (% of property value)                                    | 2.4   |   |                | Recovery rate (cents on the dollar)           | 27.1      |
| Quality of land administration index (0–30)                   | 11.0  |   |                | Strength of insolvency framework index (0–16) | 8.0       |
| <b>PAPUA NEW GUINEA</b>                                       |       | <b>East Asia &amp; Pacific</b>                  |                | <b>GNI per capita (US\$)</b>                  |           |
| Ease of doing business rank (1–190)                           | 108   | Ease of doing business score (0–100)            | 60.12          | Population                                    | 8,251,162 |
| <b>Starting a business</b> (rank)                             | 143   | <b>Getting credit</b> (rank)                    | 44             | <b>Trading across borders</b> (rank)          | 140       |
| Score for starting a business (0–100)                         | 79.91 | Score for getting credit (0–100)                | 70.00          | Score for trading across borders (0–100)      | 60.47     |
| Procedures (number)   | 6     | Strength of legal rights index (0–12)           | 9              | Time to export                                |           |
| Time (days)   | 41    | Depth of credit information index (0–8)         | 5              | Documentary compliance (hours)                | 96        |
| Cost (% of income per capita)                                 | 20.5  | Credit bureau coverage (% of adults)            | 7.0            | Border compliance (hours)                     | 42        |
| Minimum capital (% of income per capita)                      | 0.0   | Credit registry coverage (% of adults)          | 0.0            | Cost to export                                |           |
|   |       |   |                | Documentary compliance (US\$)                 | 75        |
| <b>Dealing with construction permits</b> (rank)               | 124   | ✓ <b>Protecting minority investors</b> (rank)   | 89             | Border compliance (US\$)                      | 660       |
| Score for dealing with construction permits (0–100)           | 64.41 | Score for protecting minority investors (0–100) | 55.00          | Time to import                                |           |
| Procedures (number)   | 17    | Extent of disclosure index (0–10)               | 5              | Documentary compliance (hours)                | 120       |
| Time (days)   | 217   | Extent of director liability index (0–10)       | 5              | Border compliance (hours)                     | 72        |
| Cost (% of warehouse value)                                   | 1.2   | Ease of shareholder suits index (0–10)          | 9              | Cost to import                                |           |
| Building quality control index (0–15)                         | 10.0  | Extent of shareholder rights index (0–10)       | 8              | Documentary compliance (US\$)                 | 85        |
|   |       | Extent of ownership and control index (0–10)    | 2              | Border compliance (US\$)                      | 790       |
|   |       | Extent of corporate transparency index (0–10)   | 4              |   |           |
| ✓ <b>Getting electricity</b> (rank)                           | 72    | ✗ <b>Paying taxes</b> (rank)                    | 111            | <b>Enforcing contracts</b> (rank)             | 173       |
| Score for getting electricity (0–100)                         | 78.03 | Score for paying taxes (0–100)                  | 68.70          | Score for enforcing contracts (0–100)         | 36.21     |
| Procedures (number)   | 4     | Payments (number per year)                      | 39             | Time (days)                                   | 591       |
| Time (days)   | 66    | Time (hours per year)                           | 203            | Cost (% of claim value)                       | 110.3     |
| Cost (% of income per capita)                                 | 27.6  | Total tax and contribution rate (% of profit)   | 39.3           | Quality of judicial processes index (0–18)    | 8.5       |
| Reliability of supply and transparency of tariffs index (0–8) | 4     | Postfiling index (0–100)                        | 77.35          |   |           |
| ✓ <b>Registering property</b> (rank)                          | 121   |   |                | <b>Resolving insolvency</b> (rank)            | 142       |
| Score for registering property (0–100)                        | 56.21 |   |                | Score for resolving insolvency (0–100)        | 32.28     |
| Procedures (number)   | 4     |   |                | Time (years)                                  | 3.0       |
| Time (days)   | 72    |   |                | Cost (% of estate)                            | 23.0      |
| Cost (% of property value)                                    | 5.2   |   |                | Recovery rate (cents on the dollar)           | 25.1      |
| Quality of land administration index (0–30)                   | 5.5   |   |                | Strength of insolvency framework index (0–16) | 6.0       |

Note: Most indicator sets refer to a case scenario in the largest business city of an economy, though for 11 economies the data are a population-weighted average for the two largest business cities. For some indicators a result of “no practice” may be recorded for an economy; see the data notes for more details. In starting a business, procedures (number), time (days) and cost (% of income per capita) are calculated as the average of both men and women. For the postfiling index, a result of “not applicable” may be recorded for an economy.



✓ Reform making it easier to do business ✗ Change making it more difficult to do business

| PARAGUAY  |       | Latin America & Caribbean                       |       | GNI per capita (US\$)                         |             |
|---|-------|---|-------|---|-------------|
| Ease of doing business rank (1–190)                           | 113   | Ease of doing business score (0–100)            | 59.40 | Population                                    | 6,811,297   |
| <b>Starting a business</b> (rank)                             | 151   | <b>Getting credit</b> (rank)                    | 124   | ✓ <b>Trading across borders</b> (rank)        | 127         |
| Score for starting a business (0–100)                         | 77.47 | Score for getting credit (0–100)                | 40.00 | Score for trading across borders (0–100)      | 65.10       |
| Procedures (number)   | 7     | Strength of legal rights index (0–12)           | 1     | Time to export                                |             |
| Time (days)   | 35    | Depth of credit information index (0–8)         | 7     | Documentary compliance (hours)                | 24          |
| Cost (% of income per capita)                                 | 40.3  | Credit bureau coverage (% of adults)            | 24.5  | Border compliance (hours)                     | 120         |
| Minimum capital (% of income per capita)                      | 0.0   | Credit registry coverage (% of adults)          | 24.4  | Cost to export                                |             |
|   |       |   |       | Documentary compliance (US\$)                 | 120         |
| <b>Dealing with construction permits</b> (rank)               | 79    | <b>Protecting minority investors</b> (rank)     | 140   | Border compliance (US\$)                      | 815         |
| Score for dealing with construction permits (0–100)           | 70.51 | Score for protecting minority investors (0–100) | 41.67 | Time to import                                |             |
| Procedures (number)   | 14    | Extent of disclosure index (0–10)               | 6     | Documentary compliance (hours)                | 36          |
| Time (days)   | 121   | Extent of director liability index (0–10)       | 5     | Border compliance (hours)                     | 24          |
| Cost (% of warehouse value)                                   | 1.6   | Ease of shareholder suits index (0–10)          | 6     | Cost to import                                |             |
| Building quality control index (0–15)                         | 8.0   | Extent of shareholder rights index (0–10)       | 3     | Documentary compliance (US\$)                 | 135         |
| ✓ <b>Getting electricity</b> (rank)                           | 101   | Extent of ownership and control index (0–10)    | 3     | Border compliance (US\$)                      | 500         |
| Score for getting electricity (0–100)                         | 70.20 | Extent of corporate transparency index (0–10)   | 2     |   |             |
| Procedures (number)   | 5     | <b>Paying taxes</b> (rank)                      | 127   | <b>Enforcing contracts</b> (rank)             | 91          |
| Time (days)   | 67    | Score for getting credit (0–100)                | 63.73 | Score for enforcing contracts (0–100)         | 57.92       |
| Cost (% of income per capita)                                 | 165.5 | Payments (number per year)                      | 20    | Time (days)                                   | 606         |
| Reliability of supply and transparency of tariffs index (0–8) | 3     | Time (hours per year)                           | 378   | Cost (% of claim value)                       | 30.0        |
|   |       | Total tax and contribution rate (% of profit)   | 35.0  | Quality of judicial processes index (0–18)    | 8.5         |
| <b>Registering property</b> (rank)                            | 74    | Postfiling index (0–100)                        | 46.56 | <b>Resolving insolvency</b> (rank)            | 103         |
| Score for registering property (0–100)                        | 66.12 |   |       | Score for resolving insolvency (0–100)        | 41.31       |
| Procedures (number)   | 6     |   |       | Time (years)                                  | 3.9         |
| Time (days)   | 46    |   |       | Cost (% of estate)                            | 9.0         |
| Cost (% of property value)                                    | 1.8   |   |       | Recovery rate (cents on the dollar)           | 21.6        |
| Quality of land administration index (0–30)                   | 12.0  |   |       | Strength of insolvency framework index (0–16) | 9.5         |
| PERU  |       | Latin America & Caribbean                       |       | GNI per capita (US\$)                         |             |
| Ease of doing business rank (1–190)                           | 68    | Ease of doing business score (0–100)            | 68.83 | Population                                    | 32,165,485  |
| ✓ <b>Starting a business</b> (rank)                           | 125   | <b>Getting credit</b> (rank)                    | 32    | <b>Trading across borders</b> (rank)          | 110         |
| Score for starting a business (0–100)                         | 82.44 | Score for getting credit (0–100)                | 75.00 | Score for trading across borders (0–100)      | 68.22       |
| Procedures (number)   | 8     | Strength of legal rights index (0–12)           | 7     | Time to export                                |             |
| Time (days)   | 24.5  | Depth of credit information index (0–8)         | 8     | Documentary compliance (hours)                | 48          |
| Cost (% of income per capita)                                 | 9.9   | Credit bureau coverage (% of adults)            | 100.0 | Border compliance (hours)                     | 48          |
| Minimum capital (% of income per capita)                      | 0.0   | Credit registry coverage (% of adults)          | 38.2  | Cost to export                                |             |
|   |       |   |       | Documentary compliance (US\$)                 | 50          |
| ✓ <b>Dealing with construction permits</b> (rank)             | 54    | <b>Protecting minority investors</b> (rank)     | 51    | Border compliance (US\$)                      | 630         |
| Score for dealing with construction permits (0–100)           | 73.58 | Score for protecting minority investors (0–100) | 63.33 | Time to import                                |             |
| Procedures (number)   | 15    | Extent of disclosure index (0–10)               | 9     | Documentary compliance (hours)                | 72          |
| Time (days)   | 187   | Extent of director liability index (0–10)       | 6     | Border compliance (hours)                     | 72          |
| Cost (% of warehouse value)                                   | 1.2   | Ease of shareholder suits index (0–10)          | 6     | Cost to import                                |             |
| Building quality control index (0–15)                         | 13.0  | Extent of shareholder rights index (0–10)       | 8     | Documentary compliance (US\$)                 | 80          |
| <b>Getting electricity</b> (rank)                             | 67    | Extent of ownership and control index (0–10)    | 3     | Border compliance (US\$)                      | 700         |
| Score for getting electricity (0–100)                         | 79.02 | Extent of corporate transparency index (0–10)   | 6     |   |             |
| Procedures (number)   | 5     | <b>Paying taxes</b> (rank)                      | 120   | <b>Enforcing contracts</b> (rank)             | 70          |
| Time (days)   | 67    | Score for getting credit (0–100)                | 65.37 | Score for enforcing contracts (0–100)         | 60.70       |
| Cost (% of income per capita)                                 | 348.4 | Payments (number per year)                      | 9     | Time (days)                                   | 426         |
| Reliability of supply and transparency of tariffs index (0–8) | 6     | Time (hours per year)                           | 260   | Cost (% of claim value)                       | 35.7        |
|   |       | Total tax and contribution rate (% of profit)   | 36.8  | Quality of judicial processes index (0–18)    | 8.5         |
| <b>Registering property</b> (rank)                            | 45    | Postfiling index (0–100)                        | 19.24 | <b>Resolving insolvency</b> (rank)            | 88          |
| Score for registering property (0–100)                        | 74.89 |   |       | Score for resolving insolvency (0–100)        | 45.72       |
| Procedures (number)   | 5     |   |       | Time (years)                                  | 3.1         |
| Time (days)   | 7.5   |   |       | Cost (% of estate)                            | 7.0         |
| Cost (% of property value)                                    | 3.3   |   |       | Recovery rate (cents on the dollar)           | 29.8        |
| Quality of land administration index (0–30)                   | 17.5  |   |       | Strength of insolvency framework index (0–16) | 9.5         |
| PHILIPPINES   |       | East Asia & Pacific                             |       | GNI per capita (US\$)                         |             |
| Ease of doing business rank (1–190)                           | 124   | Ease of doing business score (0–100)            | 57.68 | Population                                    | 104,918,090 |
| ✓ <b>Starting a business</b> (rank)                           | 166   | <b>Getting credit</b> (rank)                    | 184   | ✗ <b>Trading across borders</b> (rank)        | 104         |
| Score for starting a business (0–100)                         | 71.97 | Score for getting credit (0–100)                | 5.00  | Score for trading across borders (0–100)      | 69.90       |
| Procedures (number)   | 13    | Strength of legal rights index (0–12)           | 1     | Time to export                                |             |
| Time (days)   | 31    | Depth of credit information index (0–8)         | 0     | Documentary compliance (hours)                | 36          |
| Cost (% of income per capita)                                 | 20.3  | Credit bureau coverage (% of adults)            | 2.7   | Border compliance (hours)                     | 42          |
| Minimum capital (% of income per capita)                      | 2.8   | Credit registry coverage (% of adults)          | 0.0   | Cost to export                                |             |
|   |       |   |       | Documentary compliance (US\$)                 | 53          |
| ✓ <b>Dealing with construction permits</b> (rank)             | 94    | ✓ <b>Protecting minority investors</b> (rank)   | 132   | Border compliance (US\$)                      | 456         |
| Score for dealing with construction permits (0–100)           | 68.58 | Score for protecting minority investors (0–100) | 43.33 | Time to import                                |             |
| Procedures (number)   | 23    | Extent of disclosure index (0–10)               | 2     | Documentary compliance (hours)                | 96          |
| Time (days)   | 122   | Extent of director liability index (0–10)       | 3     | Border compliance (hours)                     | 120         |
| Cost (% of warehouse value)                                   | 2.5   | Ease of shareholder suits index (0–10)          | 7     | Cost to import                                |             |
| Building quality control index (0–15)                         | 13.0  | Extent of shareholder rights index (0–10)       | 1     | Documentary compliance (US\$)                 | 50          |
| <b>Getting electricity</b> (rank)                             | 29    | Extent of ownership and control index (0–10)    | 6     | Border compliance (US\$)                      | 580         |
| Score for getting electricity (0–100)                         | 87.45 | Extent of corporate transparency index (0–10)   | 7     |   |             |
| Procedures (number)   | 4     | <b>Paying taxes</b> (rank)                      | 94    | <b>Enforcing contracts</b> (rank)             | 151         |
| Time (days)   | 37    | Score for getting credit (0–100)                | 71.80 | Score for enforcing contracts (0–100)         | 45.96       |
| Cost (% of income per capita)                                 | 21.7  | Payments (number per year)                      | 14    | Time (days)                                   | 962         |
| Reliability of supply and transparency of tariffs index (0–8) | 6     | Time (hours per year)                           | 181   | Cost (% of claim value)                       | 31.0        |
|   |       | Total tax and contribution rate (% of profit)   | 42.9  | Quality of judicial processes index (0–18)    | 7.5         |
| <b>Registering property</b> (rank)                            | 116   | Postfiling index (0–100)                        | 50.00 | <b>Resolving insolvency</b> (rank)            | 63          |
| Score for registering property (0–100)                        | 57.56 |   |       | Score for resolving insolvency (0–100)        | 55.22       |
| Procedures (number)   | 9     |   |       | Time (years)                                  | 2.7         |
| Time (days)   | 35    |   |       | Cost (% of estate)                            | 32.0        |
| Cost (% of property value)                                    | 4.3   |   |       | Recovery rate (cents on the dollar)           | 21.3        |
| Quality of land administration index (0–30)                   | 12.5  |   |       | Strength of insolvency framework index (0–16) | 14.0        |

Note: Most indicator sets refer to a case scenario in the largest business city of an economy, though for 11 economies the data are a population-weighted average for the two largest business cities. For some indicators a result of “no practice” may be recorded for an economy; see the data notes for more details. In starting a business, procedures (number), time (days) and cost (% of income per capita) are calculated as the average of both men and women. For the postfiling index, a result of “not applicable” may be recorded for an economy.

✓ Reform making it easier to do business    ✗ Change making it more difficult to do business

| <b>POLAND</b>   |       | <b>OECD high income</b>                         |       | <b>GNI per capita (US\$)</b>                  |            |
|---|-------|---|-------|---|------------|
| Ease of doing business rank (1–190)                           | 33    | Ease of doing business score (0–100)            | 76.95 | Population                                    | 37,975,841 |
| <b>Starting a business</b> (rank)                             | 121   | <b>Getting credit</b> (rank)                    | 32    | <b>Trading across borders</b> (rank)          | 1          |
| Score for starting a business (0–100)                         | 82.85 | Score for getting credit (0–100)                | 75.00 | Score for trading across borders (0–100)      | 100.00     |
| Procedures (number)   | 5     | Strength of legal rights index (0–12)           | 7     | Time to export                                |            |
| Time (days)   | 37    | Depth of credit information index (0–8)         | 8     | Documentary compliance (hours)                | 1          |
| Cost (% of income per capita)                                 | 11.8  | Credit bureau coverage (% of adults)            | 98.1  | Border compliance (hours)                     | 0          |
| Minimum capital (% of income per capita)                      | 10.0  | Credit registry coverage (% of adults)          | 0.0   | Cost to export                                |            |
|   |       |   |       | Documentary compliance (US\$)                 | 0          |
| <b>Dealing with construction permits</b> (rank)               | 40    | <b>Protecting minority investors</b> (rank)     | 57    | Border compliance (US\$)                      | 0          |
| Score for dealing with construction permits (0–100)           | 75.18 | Score for protecting minority investors (0–100) | 61.67 | Time to import                                |            |
| Procedures (number)   | 12    | Extent of disclosure index (0–10)               | 7     | Documentary compliance (hours)                | 1          |
| Time (days)   | 153   | Extent of director liability index (0–10)       | 2     | Border compliance (hours)                     | 0          |
| Cost (% of warehouse value)                                   | 0.3   | Ease of shareholder suits index (0–10)          | 9     | Cost to import                                |            |
| Building quality control index (0–15)                         | 10.0  | Extent of shareholder rights index (0–10)       | 6     | Documentary compliance (US\$)                 | 0          |
|   |       | Extent of ownership and control index (0–10)    | 5     | Border compliance (US\$)                      | 0          |
|   |       | Extent of corporate transparency index (0–10)   | 8     |   |            |
| <b>Getting electricity</b> (rank)                             | 58    |   |       | ✓ <b>Enforcing contracts</b> (rank)           | 53         |
| Score for getting electricity (0–100)                         | 81.35 | ✗ <b>Paying taxes</b> (rank)                    | 69    | Score for enforcing contracts (0–100)         | 64.36      |
| Procedures (number)   | 4     | Score for paying taxes (0–100)                  | 76.49 | Time (days)                                   | 685        |
| Time (days)   | 122   | Payments (number per year)                      | 7     | Cost (% of claim value)                       | 19.4       |
| Cost (% of income per capita)                                 | 17.3  | Time (hours per year)                           | 334   | Quality of judicial processes index (0–18)    | 11.0       |
| Reliability of supply and transparency of tariffs index (0–8) | 7     | Total tax and contribution rate (% of profit)   | 40.7  |   |            |
|   |       | Postfiling index (0–100)                        | 77.36 | <b>Resolving insolvency</b> (rank)            | 25         |
| <b>Registering property</b> (rank)                            | 41    |   |       | Score for resolving insolvency (0–100)        | 76.48      |
| Score for registering property (0–100)                        | 76.09 |   |       | Time (years)                                  | 3.0        |
| Procedures (number)   | 6     |   |       | Cost (% of estate)                            | 15.0       |
| Time (days)   | 33    |   |       | Recovery rate (cents on the dollar)           | 60.8       |
| Cost (% of property value)                                    | 0.3   |   |       | Strength of insolvency framework index (0–16) | 14.0       |
| Quality of land administration index (0–30)                   | 19.0  |   |       |   |            |
| <b>PORTUGAL</b>   |       | <b>OECD high income</b>                         |       | <b>GNI per capita (US\$)</b>                  |            |
| Ease of doing business rank (1–190)                           | 34    | Ease of doing business score (0–100)            | 76.55 | Population                                    | 10,293,718 |
| <b>Starting a business</b> (rank)                             | 57    | <b>Getting credit</b> (rank)                    | 112   | <b>Trading across borders</b> (rank)          | 1          |
| Score for starting a business (0–100)                         | 90.89 | Score for getting credit (0–100)                | 45.00 | Score for trading across borders (0–100)      | 100.00     |
| Procedures (number)   | 6     | Strength of legal rights index (0–12)           | 2     | Time to export                                |            |
| Time (days)   | 6.5   | Depth of credit information index (0–8)         | 7     | Documentary compliance (hours)                | 1          |
| Cost (% of income per capita)                                 | 2.0   | Credit bureau coverage (% of adults)            | 7.9   | Border compliance (hours)                     | 0          |
| Minimum capital (% of income per capita)                      | 0.0   | Credit registry coverage (% of adults)          | 100.0 | Cost to export                                |            |
|   |       |   |       | Documentary compliance (US\$)                 | 0          |
| <b>Dealing with construction permits</b> (rank)               | 60    | <b>Protecting minority investors</b> (rank)     | 64    | Border compliance (US\$)                      | 0          |
| Score for dealing with construction permits (0–100)           | 73.17 | Score for protecting minority investors (0–100) | 60.00 | Time to import                                |            |
| Procedures (number)   | 14    | Extent of disclosure index (0–10)               | 6     | Documentary compliance (hours)                | 1          |
| Time (days)   | 160   | Extent of director liability index (0–10)       | 5     | Border compliance (hours)                     | 0          |
| Cost (% of warehouse value)                                   | 1.2   | Ease of shareholder suits index (0–10)          | 7     | Cost to import                                |            |
| Building quality control index (0–15)                         | 11.0  | Extent of shareholder rights index (0–10)       | 4     | Documentary compliance (US\$)                 | 0          |
|   |       | Extent of ownership and control index (0–10)    | 6     | Border compliance (US\$)                      | 0          |
|   |       | Extent of corporate transparency index (0–10)   | 8     |   |            |
| <b>Getting electricity</b> (rank)                             | 32    | <b>Paying taxes</b> (rank)                      | 39    | <b>Enforcing contracts</b> (rank)             | 35         |
| Score for getting electricity (0–100)                         | 86.45 | Score for paying taxes (0–100)                  | 83.75 | Score for enforcing contracts (0–100)         | 67.91      |
| Procedures (number)   | 5     | Payments (number per year)                      | 8     | Time (days)                                   | 755        |
| Time (days)   | 65    | Time (hours per year)                           | 243   | Cost (% of claim value)                       | 17.2       |
| Cost (% of income per capita)                                 | 34.5  | Total tax and contribution rate (% of profit)   | 39.8  | Quality of judicial processes index (0–18)    | 13.5       |
| Reliability of supply and transparency of tariffs index (0–8) | 8     | Postfiling index (0–100)                        | 92.71 |   |            |
| ✗ <b>Registering property</b> (rank)                          | 36    |   |       | <b>Resolving insolvency</b> (rank)            | 16         |
| Score for registering property (0–100)                        | 78.36 |   |       | Score for resolving insolvency (0–100)        | 80.01      |
| Procedures (number)   | 1     |   |       | Time (years)                                  | 3.0        |
| Time (days)   | 10    |   |       | Cost (% of estate)                            | 9.0        |
| Cost (% of property value)                                    | 7.3   |   |       | Recovery rate (cents on the dollar)           | 64.5       |
| Quality of land administration index (0–30)                   | 20.0  |   |       | Strength of insolvency framework index (0–16) | 14.5       |
| <b>PUERTO RICO (U.S.)</b>                                     |       | <b>Latin America &amp; Caribbean</b>            |       | <b>GNI per capita (US\$)</b>                  |            |
| Ease of doing business rank (1–190)                           | 64    | Ease of doing business score (0–100)            | 69.46 | Population                                    | 3,337,177  |
| <b>Starting a business</b> (rank)                             | 53    | <b>Getting credit</b> (rank)                    | 3     | <b>Trading across borders</b> (rank)          | 67         |
| Score for starting a business (0–100)                         | 91.23 | Score for getting credit (0–100)                | 95.00 | Score for trading across borders (0–100)      | 81.86      |
| Procedures (number)   | 6     | Strength of legal rights index (0–12)           | 12    | Time to export                                |            |
| Time (days)   | 5.5   | Depth of credit information index (0–8)         | 7     | Documentary compliance (hours)                | 2          |
| Cost (% of income per capita)                                 | 1.3   | Credit bureau coverage (% of adults)            | 100.0 | Border compliance (hours)                     | 48         |
| Minimum capital (% of income per capita)                      | 0.0   | Credit registry coverage (% of adults)          | 0.0   | Cost to export                                |            |
|   |       |   |       | Documentary compliance (US\$)                 | 75         |
| <b>Dealing with construction permits</b> (rank)               | 141   | <b>Protecting minority investors</b> (rank)     | 110   | Border compliance (US\$)                      | 386        |
| Score for dealing with construction permits (0–100)           | 59.38 | Score for protecting minority investors (0–100) | 50.00 | Time to import                                |            |
| Procedures (number)   | 22    | Extent of disclosure index (0–10)               | 7     | Documentary compliance (hours)                | 2          |
| Time (days)   | 165   | Extent of director liability index (0–10)       | 6     | Border compliance (hours)                     | 48         |
| Cost (% of warehouse value)                                   | 6.9   | Ease of shareholder suits index (0–10)          | 8     | Cost to import                                |            |
| Building quality control index (0–15)                         | 12.0  | Extent of shareholder rights index (0–10)       | 1     | Documentary compliance (US\$)                 | 75         |
|   |       | Extent of ownership and control index (0–10)    | 2     | Border compliance (US\$)                      | 386        |
|   |       | Extent of corporate transparency index (0–10)   | 6     |   |            |
| <b>Getting electricity</b> (rank)                             | 88    | <b>Paying taxes</b> (rank)                      | 162   | ✓ <b>Enforcing contracts</b> (rank)           | 63         |
| Score for getting electricity (0–100)                         | 73.43 | Score for paying taxes (0–100)                  | 52.42 | Score for enforcing contracts (0–100)         | 61.82      |
| Procedures (number)   | 5     | Payments (number per year)                      | 16    | Time (days)                                   | 630        |
| Time (days)   | 32    | Time (hours per year)                           | 218   | Cost (% of claim value)                       | 30.2       |
| Cost (% of income per capita)                                 | 351.9 | Total tax and contribution rate (% of profit)   | 63.4  | Quality of judicial processes index (0–18)    | 11.0       |
| Reliability of supply and transparency of tariffs index (0–8) | 3     | Postfiling index (0–100)                        | 13.76 |   |            |
| <b>Registering property</b> (rank)                            | 159   |   |       | <b>Resolving insolvency</b> (rank)            | 10         |
| Score for registering property (0–100)                        | 46.14 |   |       | Score for resolving insolvency (0–100)        | 83.32      |
| Procedures (number)   | 8     |   |       | Time (years)                                  | 2.5        |
| Time (days)   | 191   |   |       | Cost (% of estate)                            | 11.0       |
| Cost (% of property value)                                    | 1.7   |   |       | Recovery rate (cents on the dollar)           | 67.7       |
| Quality of land administration index (0–30)                   | 13.5  |   |       | Strength of insolvency framework index (0–16) | 15.0       |

Note: Most indicator sets refer to a case scenario in the largest business city of an economy, though for 11 economies the data are a population-weighted average for the two largest business cities. For some indicators a result of “no practice” may be recorded for an economy; see the data notes for more details. In starting a business, procedures (number), time (days) and cost (% of income per capita) are calculated as the average of both men and women. For the postfiling index, a result of “not applicable” may be recorded for an economy.

✓ Reform making it easier to do business ✗ Change making it more difficult to do business

| QATAR   |       | Middle East & North Africa                      |                | GNI per capita (US\$)                         |             |
|---|-------|---|----------------|---|-------------|
| Ease of doing business rank (1–190)                           | 83    | Ease of doing business score (0–100)            | 65.89          | Population                                    | 2,639,211   |
| ✓ <b>Starting a business</b> (rank)                           | 84    | ✓ <b>Getting credit</b> (rank)                  | 124            | <b>Trading across borders</b> (rank)          | 97          |
| Score for starting a business (0–100)                         | 87.67 | Score for getting credit (0–100)                | 40.00          | Score for trading across borders (0–100)      | 71.51       |
| Procedures (number)   | 7.5   | Strength of legal rights index (0–12)           | 1              | Time to export                                |             |
| Time (days)   | 8     | Depth of credit information index (0–8)         | 7              | Documentary compliance (hours)                | 10          |
| Cost (% of income per capita)                                 | 7.1   | Credit bureau coverage (% of adults)            | 0.0            | Border compliance (hours)                     | 25          |
| Minimum capital (% of income per capita)                      | 0.0   | Credit registry coverage (% of adults)          | 28.2           | Cost to export                                |             |
|   |       |   |                | Documentary compliance (US\$)                 | 150         |
| <b>Dealing with construction permits</b> (rank)               | 20    | <b>Protecting minority investors</b> (rank)     | 178            | Border compliance (US\$)                      | 382         |
| Score for dealing with construction permits (0–100)           | 79.16 | Score for protecting minority investors (0–100) | 28.33          | Time to import                                |             |
| Procedures (number)   | 16    | Extent of disclosure index (0–10)               | 2              | Documentary compliance (hours)                | 72          |
| Time (days)   | 58    | Extent of director liability index (0–10)       | 2              | Border compliance (hours)                     | 48          |
| Cost (% of warehouse value)                                   | 2.0   | Ease of shareholder suits index (0–10)          | 2              | Cost to import                                |             |
| Building quality control index (0–15)                         | 12.0  | Extent of shareholder rights index (0–10)       | 4              | Documentary compliance (US\$)                 | 290         |
|   |       | Extent of ownership and control index (0–10)    | 2              | Border compliance (US\$)                      | 558         |
| <b>Getting electricity</b> (rank)                             | 69    | Extent of corporate transparency index (0–10)   | 5              |   |             |
| Score for getting electricity (0–100)                         | 78.59 |   |                | <b>Enforcing contracts</b> (rank)             | 122         |
| Procedures (number)   | 4     | <b>Paying taxes</b> (rank)                      | 2              | Score for enforcing contracts (0–100)         | 52.79       |
| Time (days)   | 90    | Score for paying taxes (0–100)                  | 99.44          | Time (days)                                   | 570         |
| Cost (% of income per capita)                                 | 12.5  | Payments (number per year)                      | 4              | Cost (% of claim value)                       | 21.6        |
| Reliability of supply and transparency of tariffs index (0–8) | 5     | Time (hours per year)                           | 41             | Quality of judicial processes index (0–18)    | 3.5         |
|   |       | Total tax and contribution rate (% of profit)   | 11.3           |   |             |
| <b>Registering property</b> (rank)                            | 20    | Postfiling index (0–100)                        | not applicable | <b>Resolving insolvency</b> (rank)            | 120         |
| Score for registering property (0–100)                        | 83.27 |   |                | Score for resolving insolvency (0–100)        | 38.12       |
| Procedures (number)   | 6     |   |                | Time (years)                                  | 2.8         |
| Time (days)   | 12    |   |                | Cost (% of estate)                            | 22.0        |
| Cost (% of property value)                                    | 0.3   |   |                | Recovery rate (cents on the dollar)           | 30.2        |
| Quality of land administration index (0–30)                   | 24.5  |   |                | Strength of insolvency framework index (0–16) | 7.0         |
| ROMANIA   |       | Europe & Central Asia                           |                | GNI per capita (US\$)                         |             |
| Ease of doing business rank (1–190)                           | 52    | Ease of doing business score (0–100)            | 72.30          | Population                                    | 19,586,539  |
| ✗ <b>Starting a business</b> (rank)                           | 111   | <b>Getting credit</b> (rank)                    | 22             | <b>Trading across borders</b> (rank)          | 1           |
| Score for starting a business (0–100)                         | 83.90 | Score for getting credit (0–100)                | 80.00          | Score for trading across borders (0–100)      | 100.00      |
| Procedures (number)   | 6     | Strength of legal rights index (0–12)           | 9              | Time to export                                |             |
| Time (days)   | 35    | Depth of credit information index (0–8)         | 7              | Documentary compliance (hours)                | 1           |
| Cost (% of income per capita)                                 | 0.4   | Credit bureau coverage (% of adults)            | 55.7           | Border compliance (hours)                     | 0           |
| Minimum capital (% of income per capita)                      | 0.5   | Credit registry coverage (% of adults)          | 18.3           | Cost to export                                |             |
|   |       |   |                | Documentary compliance (US\$)                 | 0           |
| <b>Dealing with construction permits</b> (rank)               | 146   | <b>Protecting minority investors</b> (rank)     | 64             | Border compliance (US\$)                      | 0           |
| Score for dealing with construction permits (0–100)           | 58.20 | Score for protecting minority investors (0–100) | 60.00          | Time to import                                |             |
| Procedures (number)   | 24    | Extent of disclosure index (0–10)               | 9              | Documentary compliance (hours)                | 1           |
| Time (days)   | 260   | Extent of director liability index (0–10)       | 4              | Border compliance (hours)                     | 0           |
| Cost (% of warehouse value)                                   | 2.1   | Ease of shareholder suits index (0–10)          | 5              | Cost to import                                |             |
| Building quality control index (0–15)                         | 13.0  | Extent of shareholder rights index (0–10)       | 6              | Documentary compliance (US\$)                 | 0           |
|   |       | Extent of ownership and control index (0–10)    | 5              | Border compliance (US\$)                      | 0           |
| <b>Getting electricity</b> (rank)                             | 154   | Extent of corporate transparency index (0–10)   | 7              |   |             |
| Score for getting electricity (0–100)                         | 53.53 |   |                | <b>Enforcing contracts</b> (rank)             | 17          |
| Procedures (number)   | 9     | <b>Paying taxes</b> (rank)                      | 49             | Score for enforcing contracts (0–100)         | 72.25       |
| Time (days)   | 174   | Score for paying taxes (0–100)                  | 80.30          | Time (days)                                   | 512         |
| Cost (% of income per capita)                                 | 449.7 | Payments (number per year)                      | 14             | Cost (% of claim value)                       | 25.8        |
| Reliability of supply and transparency of tariffs index (0–8) | 7     | Time (hours per year)                           | 163            | Quality of judicial processes index (0–18)    | 14.0        |
|   |       | Total tax and contribution rate (% of profit)   | 40.0           |   |             |
| <b>Registering property</b> (rank)                            | 44    | Postfiling index (0–100)                        | 76.82          | <b>Resolving insolvency</b> (rank)            | 52          |
| Score for registering property (0–100)                        | 74.96 |   |                | Score for resolving insolvency (0–100)        | 59.87       |
| Procedures (number)   | 6     |   |                | Time (years)                                  | 3.3         |
| Time (days)   | 14.5  |   |                | Cost (% of estate)                            | 10.5        |
| Cost (% of property value)                                    | 1.3   |   |                | Recovery rate (cents on the dollar)           | 35.8        |
| Quality of land administration index (0–30)                   | 17.0  |   |                | Strength of insolvency framework index (0–16) | 13.0        |
| RUSSIAN FEDERATION  |       | Europe & Central Asia                           |                | GNI per capita (US\$)                         |             |
| Ease of doing business rank (1–190)                           | 31    | Ease of doing business score (0–100)            | 77.37          | Population                                    | 144,495,044 |
| <b>Starting a business</b> (rank)                             | 32    | <b>Getting credit</b> (rank)                    | 22             | ✓ <b>Trading across borders</b> (rank)        | 99          |
| Score for starting a business (0–100)                         | 93.04 | Score for getting credit (0–100)                | 80.00          | Score for trading across borders (0–100)      | 71.06       |
| Procedures (number)   | 4     | Strength of legal rights index (0–12)           | 9              | Time to export                                |             |
| Time (days)   | 10.1  | Depth of credit information index (0–8)         | 7              | Documentary compliance (hours)                | 25.4        |
| Cost (% of income per capita)                                 | 1.1   | Credit bureau coverage (% of adults)            | 88.0           | Border compliance (hours)                     | 66          |
| Minimum capital (% of income per capita)                      | 0.0   | Credit registry coverage (% of adults)          | 0.0            | Cost to export                                |             |
|   |       |   |                | Documentary compliance (US\$)                 | 92          |
| ✓ <b>Dealing with construction permits</b> (rank)             | 48    | <b>Protecting minority investors</b> (rank)     | 57             | Border compliance (US\$)                      | 580         |
| Score for dealing with construction permits (0–100)           | 74.61 | Score for protecting minority investors (0–100) | 61.67          | Time to import                                |             |
| Procedures (number)   | 15.1  | Extent of disclosure index (0–10)               | 6              | Documentary compliance (hours)                | 42.5        |
| Time (days)   | 193.8 | Extent of director liability index (0–10)       | 2              | Border compliance (hours)                     | 30          |
| Cost (% of warehouse value)                                   | 1.2   | Ease of shareholder suits index (0–10)          | 7              | Cost to import                                |             |
| Building quality control index (0–15)                         | 14.0  | Extent of shareholder rights index (0–10)       | 9              | Documentary compliance (US\$)                 | 152.5       |
|   |       | Extent of ownership and control index (0–10)    | 5              | Border compliance (US\$)                      | 587.5       |
| ✓ <b>Getting electricity</b> (rank)                           | 12    | Extent of corporate transparency index (0–10)   | 8              |   |             |
| Score for getting electricity (0–100)                         | 94.00 |   |                | <b>Enforcing contracts</b> (rank)             | 18          |
| Procedures (number)   | 2     | ✓ <b>Paying taxes</b> (rank)                    | 53             | Score for enforcing contracts (0–100)         | 72.18       |
| Time (days)   | 73    | Score for paying taxes (0–100)                  | 79.77          | Time (days)                                   | 337         |
| Cost (% of income per capita)                                 | 5.7   | Payments (number per year)                      | 7              | Cost (% of claim value)                       | 16.5        |
| Reliability of supply and transparency of tariffs index (0–8) | 8     | Time (hours per year)                           | 168            | Quality of judicial processes index (0–18)    | 9.5         |
|   |       | Total tax and contribution rate (% of profit)   | 46.3           |   |             |
| <b>Registering property</b> (rank)                            | 12    | Postfiling index (0–100)                        | 73.14          | <b>Resolving insolvency</b> (rank)            | 55          |
| Score for registering property (0–100)                        | 88.74 |   |                | Score for resolving insolvency (0–100)        | 58.61       |
| Procedures (number)   | 4     |   |                | Time (years)                                  | 2.0         |
| Time (days)   | 13    |   |                | Cost (% of estate)                            | 9.0         |
| Cost (% of property value)                                    | 0.1   |   |                | Recovery rate (cents on the dollar)           | 42.1        |
| Quality of land administration index (0–30)                   | 26.0  |   |                | Strength of insolvency framework index (0–16) | 11.5        |

Note: Most indicator sets refer to a case scenario in the largest business city of an economy, though for 11 economies the data are a population-weighted average for the two largest business cities. For some indicators a result of “no practice” may be recorded for an economy; see the data notes for more details. In starting a business, procedures (number), time (days) and cost (% of income per capita) are calculated as the average of both men and women. For the postfiling index, a result of “not applicable” may be recorded for an economy.

✓ Reform making it easier to do business ✗ Change making it more difficult to do business

| <b>RWANDA</b>   |         | <b>Sub-Saharan Africa</b>                       |       | <b>GNI per capita (US\$)</b>                  |            |
|---|---------|---|-------|---|------------|
| Ease of doing business rank (1–190)                           | 29      | Ease of doing business score (0–100)            | 77.88 | Population                                    | 12,208,407 |
| ✓ <b>Starting a business</b> (rank)                           | 51      | ✓ <b>Getting credit</b> (rank)                  | 3     | ✓ <b>Trading across borders</b> (rank)        | 88         |
| Score for starting a business (0–100)                         | 91.39   | Score for getting credit (0–100)                | 95.00 | Score for trading across borders (0–100)      | 74.98      |
| Procedures (number)   | 5       | Strength of legal rights index (0–12)           | 11    | Time to export                                |            |
| Time (days)   | 4       | Depth of credit information index (0–8)         | 8     | Documentary compliance (hours)                | 30         |
| Cost (% of income per capita)                                 | 14.8    | Credit bureau coverage (% of adults)            | 20.1  | Border compliance (hours)                     | 83         |
| Minimum capital (% of income per capita)                      | 0.0     | Credit registry coverage (% of adults)          | 9.2   | Cost to export                                |            |
|   |         |   |       | Documentary compliance (US\$)                 | 110        |
| <b>Dealing with construction permits</b> (rank)               | 106     | <b>Protecting minority investors</b> (rank)     | 14    | Border compliance (US\$)                      | 183        |
| Score for dealing with construction permits (0–100)           | 67.01   | Score for protecting minority investors (0–100) | 76.67 | Time to import                                |            |
| Procedures (number)   | 15      | Extent of disclosure index (0–10)               | 8     | Documentary compliance (hours)                | 48         |
| Time (days)   | 113     | Extent of director liability index (0–10)       | 9     | Border compliance (hours)                     | 74         |
| Cost (% of warehouse value)                                   | 12.0    | Ease of shareholder suits index (0–10)          | 5     | Cost to import                                |            |
| Building quality control index (0–15)                         | 14.0    | Extent of shareholder rights index (0–10)       | 8     | Documentary compliance (US\$)                 | 121        |
|   |         | Extent of ownership and control index (0–10)    | 9     | Border compliance (US\$)                      | 282        |
|   |         | Extent of corporate transparency index (0–10)   | 7     |   |            |
| ✓ <b>Getting electricity</b> (rank)                           | 68      | <b>Paying taxes</b> (rank)                      | 35    | ✓ <b>Enforcing contracts</b> (rank)           | 78         |
| Score for getting electricity (0–100)                         | 78.72   | Score for getting credit (0–100)                | 84.55 | Score for enforcing contracts (0–100)         | 59.54      |
| Procedures (number)   | 4       | Payments (number per year)                      | 8     | Time (days)                                   | 230        |
| Time (days)   | 30      | Time (hours per year)                           | 95.5  | Cost (% of claim value)                       | 82.7       |
| Cost (% of income per capita)                                 | 2,083.3 | Total tax and contribution rate (% of profit)   | 33.2  | Quality of judicial processes index (0–18)    | 14.5       |
| Reliability of supply and transparency of tariffs index (0–8) | 5       | Postfiling index (0–100)                        | 63.68 |   |            |
| ✓ <b>Registering property</b> (rank)                          | 2       |   |       | ✓ <b>Resolving insolvency</b> (rank)          | 58         |
| Score for registering property (0–100)                        | 93.70   |   |       | Score for resolving insolvency (0–100)        | 57.20      |
| Procedures (number)   | 3       |   |       | Time (years)                                  | 2.5        |
| Time (days)   | 7       |   |       | Cost (% of estate)                            | 29.0       |
| Cost (% of property value)                                    | 0.1     |   |       | Recovery rate (cents on the dollar)           | 19.2       |
| Quality of land administration index (0–30)                   | 28.5    |   |       | Strength of insolvency framework index (0–16) | 15.0       |
| <b>SAMOA</b>  |         | <b>East Asia &amp; Pacific</b>                  |       | <b>GNI per capita (US\$)</b>                  |            |
| Ease of doing business rank (1–190)                           | 90      | Ease of doing business score (0–100)            | 63.77 | Population                                    | 196,440    |
| <b>Starting a business</b> (rank)                             | 41      | <b>Getting credit</b> (rank)                    | 112   | <b>Trading across borders</b> (rank)          | 151        |
| Score for starting a business (0–100)                         | 92.56   | Score for getting credit (0–100)                | 45.00 | Score for trading across borders (0–100)      | 57.81      |
| Procedures (number)   | 4       | Strength of legal rights index (0–12)           | 9     | Time to export                                |            |
| Time (days)   | 9       | Depth of credit information index (0–8)         | 0     | Documentary compliance (hours)                | 24         |
| Cost (% of income per capita)                                 | 7.2     | Credit bureau coverage (% of adults)            | 0.0   | Border compliance (hours)                     | 51         |
| Minimum capital (% of income per capita)                      | 0.0     | Credit registry coverage (% of adults)          | 0.0   | Cost to export                                |            |
|   |         |   |       | Documentary compliance (US\$)                 | 180        |
| <b>Dealing with construction permits</b> (rank)               | 90      | <b>Protecting minority investors</b> (rank)     | 83    | Border compliance (US\$)                      | 1,400      |
| Score for dealing with construction permits (0–100)           | 68.70   | Score for protecting minority investors (0–100) | 56.67 | Time to import                                |            |
| Procedures (number)   | 18      | Extent of disclosure index (0–10)               | 5     | Documentary compliance (hours)                | 25         |
| Time (days)   | 58      | Extent of director liability index (0–10)       | 6     | Border compliance (hours)                     | 84         |
| Cost (% of warehouse value)                                   | 0.8     | Ease of shareholder suits index (0–10)          | 9     | Cost to import                                |            |
| Building quality control index (0–15)                         | 6.0     | Extent of shareholder rights index (0–10)       | 8     | Documentary compliance (US\$)                 | 230        |
|   |         | Extent of ownership and control index (0–10)    | 3     | Border compliance (US\$)                      | 900        |
|   |         | Extent of corporate transparency index (0–10)   | 3     |   |            |
| <b>Getting electricity</b> (rank)                             | 65      | <b>Paying taxes</b> (rank)                      | 74    | <b>Enforcing contracts</b> (rank)             | 86         |
| Score for getting electricity (0–100)                         | 79.70   | Score for getting credit (0–100)                | 75.71 | Score for enforcing contracts (0–100)         | 58.59      |
| Procedures (number)   | 4       | Payments (number per year)                      | 37    | Time (days)                                   | 455        |
| Time (days)   | 34      | Time (hours per year)                           | 224   | Cost (% of claim value)                       | 24.4       |
| Cost (% of income per capita)                                 | 615.1   | Total tax and contribution rate (% of profit)   | 19.3  | Quality of judicial processes index (0–18)    | 5.5        |
| Reliability of supply and transparency of tariffs index (0–8) | 4       | Postfiling index (0–100)                        | 86.55 |   |            |
| <b>Registering property</b> (rank)                            | 65      |   |       | <b>Resolving insolvency</b> (rank)            | 140        |
| Score for registering property (0–100)                        | 69.51   |   |       | Score for resolving insolvency (0–100)        | 33.45      |
| Procedures (number)   | 5       |   |       | Time (years)                                  | 2.0        |
| Time (days)   | 15      |   |       | Cost (% of estate)                            | 38.0       |
| Cost (% of property value)                                    | 3.8     |   |       | Recovery rate (cents on the dollar)           | 18.6       |
| Quality of land administration index (0–30)                   | 13.0    |   |       | Strength of insolvency framework index (0–16) | 7.5        |
| <b>SAN MARINO</b>   |         | <b>Europe &amp; Central Asia</b>                |       | <b>GNI per capita (US\$)</b>                  |            |
| Ease of doing business rank (1–190)                           | 88      | Ease of doing business score (0–100)            | 64.74 | Population                                    | 33,400     |
| <b>Starting a business</b> (rank)                             | 113     | ✓ <b>Getting credit</b> (rank)                  | 144   | <b>Trading across borders</b> (rank)          | 20         |
| Score for starting a business (0–100)                         | 83.71   | Score for getting credit (0–100)                | 30.00 | Score for trading across borders (0–100)      | 97.48      |
| Procedures (number)   | 8       | Strength of legal rights index (0–12)           | 1     | Time to export                                |            |
| Time (days)   | 12.5    | Depth of credit information index (0–8)         | 5     | Documentary compliance (hours)                | 1          |
| Cost (% of income per capita)                                 | 9.0     | Credit bureau coverage (% of adults)            | 0.0   | Border compliance (hours)                     | 0          |
| Minimum capital (% of income per capita)                      | 29.8    | Credit registry coverage (% of adults)          | 80.1  | Cost to export                                |            |
|   |         |   |       | Documentary compliance (US\$)                 | 0          |
| <b>Dealing with construction permits</b> (rank)               | 72      | <b>Protecting minority investors</b> (rank)     | 177   | Border compliance (US\$)                      | 0          |
| Score for dealing with construction permits (0–100)           | 71.33   | Score for protecting minority investors (0–100) | 30.00 | Time to import                                |            |
| Procedures (number)   | 15      | Extent of disclosure index (0–10)               | 3     | Documentary compliance (hours)                | 3          |
| Time (days)   | 145.5   | Extent of director liability index (0–10)       | 2     | Border compliance (hours)                     | 4          |
| Cost (% of warehouse value)                                   | 5.4     | Ease of shareholder suits index (0–10)          | 8     | Cost to import                                |            |
| Building quality control index (0–15)                         | 13.0    | Extent of shareholder rights index (0–10)       | 3     | Documentary compliance (US\$)                 | 100        |
|   |         | Extent of ownership and control index (0–10)    | 1     | Border compliance (US\$)                      | 50         |
|   |         | Extent of corporate transparency index (0–10)   | 1     |   |            |
| <b>Getting electricity</b> (rank)                             | 18      | <b>Paying taxes</b> (rank)                      | 42    | <b>Enforcing contracts</b> (rank)             | 82         |
| Score for getting electricity (0–100)                         | 90.63   | Score for getting credit (0–100)                | 82.32 | Score for enforcing contracts (0–100)         | 59.25      |
| Procedures (number)   | 3       | Payments (number per year)                      | 18    | Time (days)                                   | 575        |
| Time (days)   | 45      | Time (hours per year)                           | 52    | Cost (% of claim value)                       | 13.9       |
| Cost (% of income per capita)                                 | 59.0    | Total tax and contribution rate (% of profit)   | 35.4  | Quality of judicial processes index (0–18)    | 5.5        |
| Reliability of supply and transparency of tariffs index (0–8) | 6       | Postfiling index (0–100)                        | 67.80 |   |            |
| ✗ <b>Registering property</b> (rank)                          | 101     |   |       | <b>Resolving insolvency</b> (rank)            | 105        |
| Score for registering property (0–100)                        | 61.52   |   |       | Score for resolving insolvency (0–100)        | 41.19      |
| Procedures (number)   | 9       |   |       | Time (years)                                  | 2.3        |
| Time (days)   | 42.5    |   |       | Cost (% of estate)                            | 5.0        |
| Cost (% of property value)                                    | 6.6     |   |       | Recovery rate (cents on the dollar)           | 50.4       |
| Quality of land administration index (0–30)                   | 23.0    |   |       | Strength of insolvency framework index (0–16) | 4.5        |

Note: Most indicator sets refer to a case scenario in the largest business city of an economy, though for 11 economies the data are a population-weighted average for the two largest business cities. For some indicators a result of “no practice” may be recorded for an economy; see the data notes for more details. In starting a business, procedures (number), time (days) and cost (% of income per capita) are calculated as the average of both men and women. For the postfiling index, a result of “not applicable” may be recorded for an economy.

✓ Reform making it easier to do business ✗ Change making it more difficult to do business

| <b>SÃO TOMÉ AND PRÍNCIPE</b>                                  |         | <b>Sub-Saharan Africa</b>                       |       | <b>GNI per capita (US\$)</b>                  |             |
|---|---------|---|-------|---|-------------|
| Ease of doing business rank (1–190)                           | 170     | Ease of doing business score (0–100)            | 45.14 | Population                                    | 204,327     |
| <b>Starting a business</b> (rank)                             | 148     | <b>Getting credit</b> (rank)                    | 161   | <b>Trading across borders</b> (rank)          | 122         |
| Score for starting a business (0–100)                         | 78.32   | Score for getting credit (0–100)                | 25.00 | Score for trading across borders (0–100)      | 66.03       |
| Procedures (number)   | 6       | Strength of legal rights index (0–12)           | 0     | Time to export                                |             |
| Time (days)   | 7       | Depth of credit information index (0–8)         | 5     | Documentary compliance (hours)                | 46          |
| Cost (% of income per capita)                                 | 12.3    | Credit bureau coverage (% of adults)            | 0.0   | Border compliance (hours)                     | 83          |
| Minimum capital (% of income per capita)                      | 178.5   | Credit registry coverage (% of adults)          | 17.2  | Cost to export                                |             |
|   |         |   |       | Documentary compliance (US\$)                 | 194         |
| <b>Dealing with construction permits</b> (rank)               | 111     | <b>Protecting minority investors</b> (rank)     | 188   | Border compliance (US\$)                      | 426         |
| Score for dealing with construction permits (0–100)           | 66.64   | Score for protecting minority investors (0–100) | 21.67 | Time to import                                |             |
| Procedures (number)   | 16      | Extent of disclosure index (0–10)               | 3     | Documentary compliance (hours)                | 17          |
| Time (days)   | 67      | Extent of director liability index (0–10)       | 1     | Border compliance (hours)                     | 150         |
| Cost (% of warehouse value)                                   | 2.2     | Ease of shareholder suits index (0–10)          | 6     | Cost to import                                |             |
| Building quality control index (0–15)                         | 5.0     | Extent of shareholder rights index (0–10)       | 2     | Documentary compliance (US\$)                 | 75          |
|   |         | Extent of ownership and control index (0–10)    | 0     | Border compliance (US\$)                      | 406         |
|   |         | Extent of corporate transparency index (0–10)   | 1     |   |             |
| <b>Getting electricity</b> (rank)                             | 125     | <b>Paying taxes</b> (rank)                      | 135   | ✓ <b>Enforcing contracts</b> (rank)           | 185         |
| Score for getting electricity (0–100)                         | 62.00   | Score for getting credit (0–100)                | 61.80 | Score for enforcing contracts (0–100)         | 28.84       |
| Procedures (number)   | 4       | Payments (number per year)                      | 46    | Time (days)                                   | 1,185       |
| Time (days)   | 89      | Time (hours per year)                           | 424   | Cost (% of claim value)                       | 45.6        |
| Cost (% of income per capita)                                 | 362.3   | Total tax and contribution rate (% of profit)   | 37.0  | Quality of judicial processes index (0–18)    | 4.5         |
| Reliability of supply and transparency of tariffs index (0–8) | 0       | Postfiling index (0–100)                        | 92.20 |   |             |
| <b>Registering property</b> (rank)                            | 173     |   |       | <b>Resolving insolvency</b> (rank)            | 168         |
| Score for registering property (0–100)                        | 41.08   |   |       | Score for resolving insolvency (0–100)        | 0.00        |
| Procedures (number)   | 8       |   |       | Time (years)                                  | no practice |
| Time (days)   | 52      |   |       | Cost (% of estate)                            | no practice |
| Cost (% of property value)                                    | 10.2    |   |       | Recovery rate (cents on the dollar)           | 0.0         |
| Quality of land administration index (0–30)                   | 4.5     |   |       | Strength of insolvency framework index (0–16) | 0.0         |
| <b>SAUDI ARABIA</b>   |         | <b>Middle East &amp; North Africa</b>           |       | <b>GNI per capita (US\$)</b>                  |             |
| Ease of doing business rank (1–190)                           | 92      | Ease of doing business score (0–100)            | 63.50 | Population                                    | 32,938,213  |
| <b>Starting a business</b> (rank)                             | 141     | <b>Getting credit</b> (rank)                    | 112   | ✓ <b>Trading across borders</b> (rank)        | 158         |
| Score for starting a business (0–100)                         | 80.07   | Score for getting credit (0–100)                | 45.00 | Score for trading across borders (0–100)      | 54.31       |
| Procedures (number)   | 11      | Strength of legal rights index (0–12)           | 1     | Time to export                                |             |
| Time (days)   | 18      | Depth of credit information index (0–8)         | 8     | Documentary compliance (hours)                | 60          |
| Cost (% of income per capita)                                 | 6.6     | Credit bureau coverage (% of adults)            | 63.2  | Border compliance (hours)                     | 50          |
| Minimum capital (% of income per capita)                      | 0.0     | Credit registry coverage (% of adults)          | 0.0   | Cost to export                                |             |
|   |         |   |       | Documentary compliance (US\$)                 | 105         |
| <b>Dealing with construction permits</b> (rank)               | 36      | ✓ <b>Protecting minority investors</b> (rank)   | 7     | Border compliance (US\$)                      | 363         |
| Score for dealing with construction permits (0–100)           | 75.71   | Score for protecting minority investors (0–100) | 80.00 | Time to import                                |             |
| Procedures (number)   | 17      | Extent of disclosure index (0–10)               | 9     | Documentary compliance (hours)                | 90          |
| Time (days)   | 91.5    | Extent of director liability index (0–10)       | 9     | Border compliance (hours)                     | 228         |
| Cost (% of warehouse value)                                   | 2.1     | Ease of shareholder suits index (0–10)          | 4     | Cost to import                                |             |
| Building quality control index (0–15)                         | 12.0    | Extent of shareholder rights index (0–10)       | 8     | Documentary compliance (US\$)                 | 390         |
|   |         | Extent of ownership and control index (0–10)    | 8     | Border compliance (US\$)                      | 779         |
|   |         | Extent of corporate transparency index (0–10)   | 10    |   |             |
| ✓ <b>Getting electricity</b> (rank)                           | 64      | <b>Paying taxes</b> (rank)                      | 78    | ✓ <b>Enforcing contracts</b> (rank)           | 59          |
| Score for getting electricity (0–100)                         | 79.89   | Score for getting credit (0–100)                | 75.00 | Score for enforcing contracts (0–100)         | 63.41       |
| Procedures (number)   | 5       | Payments (number per year)                      | 3     | Time (days)                                   | 575         |
| Time (days)   | 68      | Time (hours per year)                           | 39    | Cost (% of claim value)                       | 27.5        |
| Cost (% of income per capita)                                 | 31.2    | Total tax and contribution rate (% of profit)   | 15.7  | Quality of judicial processes index (0–18)    | 10.5        |
| Reliability of supply and transparency of tariffs index (0–8) | 6       | Postfiling index (0–100)                        | 0.00  |   |             |
| <b>Registering property</b> (rank)                            | 24      |   |       | <b>Resolving insolvency</b> (rank)            | 168         |
| Score for registering property (0–100)                        | 81.61   |   |       | Score for resolving insolvency (0–100)        | 0.00        |
| Procedures (number)   | 2       |   |       | Time (years)                                  | no practice |
| Time (days)   | 1.5     |   |       | Cost (% of estate)                            | no practice |
| Cost (% of property value)                                    | 0.0     |   |       | Recovery rate (cents on the dollar)           | 0.0         |
| Quality of land administration index (0–30)                   | 10.5    |   |       | Strength of insolvency framework index (0–16) | 0.0         |
| <b>SENEGAL</b>  |         | <b>Sub-Saharan Africa</b>                       |       | <b>GNI per capita (US\$)</b>                  |             |
| Ease of doing business rank (1–190)                           | 141     | Ease of doing business score (0–100)            | 54.15 | Population                                    | 15,850,567  |
| <b>Starting a business</b> (rank)                             | 64      | <b>Getting credit</b> (rank)                    | 144   | <b>Trading across borders</b> (rank)          | 139         |
| Score for starting a business (0–100)                         | 89.94   | Score for getting credit (0–100)                | 30.00 | Score for trading across borders (0–100)      | 60.85       |
| Procedures (number)   | 4       | Strength of legal rights index (0–12)           | 6     | Time to export                                |             |
| Time (days)   | 6       | Depth of credit information index (0–8)         | 0     | Documentary compliance (hours)                | 26          |
| Cost (% of income per capita)                                 | 32.0    | Credit bureau coverage (% of adults)            | 2.7   | Border compliance (hours)                     | 61          |
| Minimum capital (% of income per capita)                      | 4.3     | Credit registry coverage (% of adults)          | 0.7   | Cost to export                                |             |
|   |         |   |       | Documentary compliance (US\$)                 | 96          |
| <b>Dealing with construction permits</b> (rank)               | 140     | <b>Protecting minority investors</b> (rank)     | 140   | Border compliance (US\$)                      | 547         |
| Score for dealing with construction permits (0–100)           | 59.60   | Score for protecting minority investors (0–100) | 41.67 | Time to import                                |             |
| Procedures (number)   | 14      | Extent of disclosure index (0–10)               | 7     | Documentary compliance (hours)                | 72          |
| Time (days)   | 177     | Extent of director liability index (0–10)       | 1     | Border compliance (hours)                     | 53          |
| Cost (% of warehouse value)                                   | 9.8     | Ease of shareholder suits index (0–10)          | 6     | Cost to import                                |             |
| Building quality control index (0–15)                         | 10.0    | Extent of shareholder rights index (0–10)       | 4     | Documentary compliance (US\$)                 | 545         |
|   |         | Extent of ownership and control index (0–10)    | 3     | Border compliance (US\$)                      | 702         |
|   |         | Extent of corporate transparency index (0–10)   | 4     |   |             |
| <b>Getting electricity</b> (rank)                             | 127     | <b>Paying taxes</b> (rank)                      | 171   | ✓ <b>Enforcing contracts</b> (rank)           | 142         |
| Score for getting electricity (0–100)                         | 61.37   | Score for getting credit (0–100)                | 48.08 | Score for enforcing contracts (0–100)         | 48.15       |
| Procedures (number)   | 6       | Payments (number per year)                      | 58    | Time (days)                                   | 740         |
| Time (days)   | 75      | Time (hours per year)                           | 441   | Cost (% of claim value)                       | 36.4        |
| Cost (% of income per capita)                                 | 3,419.7 | Total tax and contribution rate (% of profit)   | 45.1  | Quality of judicial processes index (0–18)    | 6.5         |
| Reliability of supply and transparency of tariffs index (0–8) | 5       | Postfiling index (0–100)                        | 71.81 |   |             |
| ✓ <b>Registering property</b> (rank)                          | 118     |   |       | <b>Resolving insolvency</b> (rank)            | 94          |
| Score for registering property (0–100)                        | 57.47   |   |       | Score for resolving insolvency (0–100)        | 44.33       |
| Procedures (number)   | 5       |   |       | Time (years)                                  | 3.0         |
| Time (days)   | 41      |   |       | Cost (% of estate)                            | 20.0        |
| Cost (% of property value)                                    | 7.6     |   |       | Recovery rate (cents on the dollar)           | 30.1        |
| Quality of land administration index (0–30)                   | 10.0    |   |       | Strength of insolvency framework index (0–16) | 9.0         |

Note: Most indicator sets refer to a case scenario in the largest business city of an economy, though for 11 economies the data are a population-weighted average for the two largest business cities. For some indicators a result of "no practice" may be recorded for an economy; see the data notes for more details. In starting a business, procedures (number), time (days) and cost (% of income per capita) are calculated as the average of both men and women. For the postfiling index, a result of "not applicable" may be recorded for an economy.



✓ Reform making it easier to do business ✗ Change making it more difficult to do business

| <b>SERBIA</b>   |         | <b>Europe &amp; Central Asia</b>                |       | <b>GNI per capita (US\$)</b>                  |           |
|---|---------|---|-------|---|-----------|
| Ease of doing business rank (1–190)                           | 48      | Ease of doing business score (0–100)            | 73.49 | Population                                    | 7,022,268 |
| <b>Starting a business</b> (rank)                             | 40      | <b>Getting credit</b> (rank)                    | 60    | <b>Trading across borders</b> (rank)          | 23        |
| Score for starting a business (0–100)                         | 92.59   | Score for getting credit (0–100)                | 65.00 | Score for trading across borders (0–100)      | 96.64     |
| Procedures (number)   | 5       | Strength of legal rights index (0–12)           | 6     | Time to export                                |           |
| Time (days)   | 5.5     | Depth of credit information index (0–8)         | 7     | Documentary compliance (hours)                | 2         |
| Cost (% of income per capita)                                 | 2.2     | Credit bureau coverage (% of adults)            | 100.0 | Border compliance (hours)                     | 4         |
| Minimum capital (% of income per capita)                      | 0.0     | Credit registry coverage (% of adults)          | 0.0   | Cost to export                                |           |
| ✓ <b>Dealing with construction permits</b> (rank)             | 11      | <b>Protecting minority investors</b> (rank)     | 83    | Documentary compliance (US\$)                 | 35        |
| Score for dealing with construction permits (0–100)           | 84.42   | Score for protecting minority investors (0–100) | 56.67 | Border compliance (US\$)                      | 47        |
| Procedures (number)   | 11      | Extent of disclosure index (0–10)               | 4     | Time to import                                |           |
| Time (days)   | 106     | Extent of director liability index (0–10)       | 6     | Documentary compliance (hours)                | 3         |
| Cost (% of warehouse value)                                   | 1.7     | Ease of shareholder suits index (0–10)          | 5     | Border compliance (hours)                     | 4         |
| Building quality control index (0–15)                         | 14.0    | Extent of shareholder rights index (0–10)       | 6     | Cost to import                                |           |
| <b>Getting electricity</b> (rank)                             | 104     | Extent of ownership and control index (0–10)    | 7     | Documentary compliance (US\$)                 | 35        |
| Score for getting electricity (0–100)                         | 70.01   | Extent of corporate transparency index (0–10)   | 6     | Border compliance (US\$)                      | 52        |
| Procedures (number)   | 5       | <b>Paying taxes</b> (rank)                      | 79    | <b>Enforcing contracts</b> (rank)             | 65        |
| Time (days)   | 125     | Score for paying taxes (0–100)                  | 74.75 | Score for enforcing contracts (0–100)         | 61.41     |
| Cost (% of income per capita)                                 | 212.1   | Payments (number per year)                      | 33    | Time (days)                                   | 635       |
| Reliability of supply and transparency of tariffs index (0–8) | 5       | Time (hours per year)                           | 225.5 | Cost (% of claim value)                       | 40.8      |
| <b>Registering property</b> (rank)                            | 55      | Total tax and contribution rate (% of profit)   | 36.6  | Quality of judicial processes index (0–18)    | 13.0      |
| Score for registering property (0–100)                        | 72.60   | Postfiling index (0–100)                        | 91.09 | <b>Resolving insolvency</b> (rank)            | 49        |
| Procedures (number)   | 6       |   |       | Score for resolving insolvency (0–100)        | 60.78     |
| Time (days)   | 21      |   |       | Time (years)                                  | 2.0       |
| Cost (% of property value)                                    | 2.8     |   |       | Cost (% of estate)                            | 20.0      |
| Quality of land administration index (0–30)                   | 18.0    |   |       | Recovery rate (cents on the dollar)           | 34.5      |
|   |         |   |       | Strength of insolvency framework index (0–16) | 13.5      |
| <b>SEYCHELLES</b>   |         | <b>Sub-Saharan Africa</b>                       |       | <b>GNI per capita (US\$)</b>                  |           |
| Ease of doing business rank (1–190)                           | 96      | Ease of doing business score (0–100)            | 62.41 | Population                                    | 95,843    |
| <b>Starting a business</b> (rank)                             | 145     | <b>Getting credit</b> (rank)                    | 134   | <b>Trading across borders</b> (rank)          | 95        |
| Score for starting a business (0–100)                         | 78.65   | Score for getting credit (0–100)                | 35.00 | Score for trading across borders (0–100)      | 71.79     |
| Procedures (number)   | 9       | Strength of legal rights index (0–12)           | 2     | Time to export                                |           |
| Time (days)   | 32      | Depth of credit information index (0–8)         | 5     | Documentary compliance (hours)                | 44        |
| Cost (% of income per capita)                                 | 13.4    | Credit bureau coverage (% of adults)            | 0.0   | Border compliance (hours)                     | 82        |
| Minimum capital (% of income per capita)                      | 0.0     | Credit registry coverage (% of adults)          | 66.3  | Cost to export                                |           |
| <b>Dealing with construction permits</b> (rank)               | 118     | <b>Protecting minority investors</b> (rank)     | 110   | Documentary compliance (US\$)                 | 115       |
| Score for dealing with construction permits (0–100)           | 65.50   | Score for protecting minority investors (0–100) | 50.00 | Border compliance (US\$)                      | 332       |
| Procedures (number)   | 16      | Extent of disclosure index (0–10)               | 4     | Time to import                                |           |
| Time (days)   | 138     | Extent of director liability index (0–10)       | 8     | Documentary compliance (hours)                | 33        |
| Cost (% of warehouse value)                                   | 0.3     | Ease of shareholder suits index (0–10)          | 5     | Border compliance (hours)                     | 97        |
| Building quality control index (0–15)                         | 6.0     | Extent of shareholder rights index (0–10)       | 4     | Cost to import                                |           |
| <b>Getting electricity</b> (rank)                             | 118     | Extent of ownership and control index (0–10)    | 5     | Documentary compliance (US\$)                 | 93        |
| Score for getting electricity (0–100)                         | 64.30   | Extent of corporate transparency index (0–10)   | 4     | Border compliance (US\$)                      | 341       |
| Procedures (number)   | 6       | <b>Paying taxes</b> (rank)                      | 31    | <b>Enforcing contracts</b> (rank)             | 129       |
| Time (days)   | 77      | Score for paying taxes (0–100)                  | 84.72 | Score for enforcing contracts (0–100)         | 51.25     |
| Cost (% of income per capita)                                 | 377.7   | Payments (number per year)                      | 29    | Time (days)                                   | 915       |
| Reliability of supply and transparency of tariffs index (0–8) | 3       | Time (hours per year)                           | 85    | Cost (% of claim value)                       | 15.4      |
| <b>Registering property</b> (rank)                            | 62      | Total tax and contribution rate (% of profit)   | 30.1  | Quality of judicial processes index (0–18)    | 6.5       |
| Score for registering property (0–100)                        | 70.75   | Postfiling index (0–100)                        | 93.42 | <b>Resolving insolvency</b> (rank)            | 73        |
| Procedures (number)   | 4       |   |       | Score for resolving insolvency (0–100)        | 52.18     |
| Time (days)   | 33      |   |       | Time (years)                                  | 2.0       |
| Cost (% of property value)                                    | 7.0     |   |       | Cost (% of estate)                            | 11.0      |
| Quality of land administration index (0–30)                   | 21.0    |   |       | Recovery rate (cents on the dollar)           | 38.9      |
|   |         |   |       | Strength of insolvency framework index (0–16) | 10.0      |
| <b>SIERRA LEONE</b>   |         | <b>Sub-Saharan Africa</b>                       |       | <b>GNI per capita (US\$)</b>                  |           |
| Ease of doing business rank (1–190)                           | 163     | Ease of doing business score (0–100)            | 48.74 | Population                                    | 7,557,212 |
| <b>Starting a business</b> (rank)                             | 55      | <b>Getting credit</b> (rank)                    | 161   | <b>Trading across borders</b> (rank)          | 166       |
| Score for starting a business (0–100)                         | 91.18   | Score for getting credit (0–100)                | 25.00 | Score for trading across borders (0–100)      | 48.99     |
| Procedures (number)   | 5       | Strength of legal rights index (0–12)           | 5     | Time to export                                |           |
| Time (days)   | 8       | Depth of credit information index (0–8)         | 0     | Documentary compliance (hours)                | 72        |
| Cost (% of income per capita)                                 | 8.4     | Credit bureau coverage (% of adults)            | 0.0   | Border compliance (hours)                     | 55        |
| Minimum capital (% of income per capita)                      | 0.0     | Credit registry coverage (% of adults)          | 1.6   | Cost to export                                |           |
| <b>Dealing with construction permits</b> (rank)               | 182     | <b>Protecting minority investors</b> (rank)     | 89    | Documentary compliance (US\$)                 | 227       |
| Score for dealing with construction permits (0–100)           | 38.43   | Score for protecting minority investors (0–100) | 55.00 | Border compliance (US\$)                      | 552       |
| Procedures (number)   | 17      | Extent of disclosure index (0–10)               | 6     | Time to import                                |           |
| Time (days)   | 182     | Extent of director liability index (0–10)       | 8     | Documentary compliance (hours)                | 137       |
| Cost (% of warehouse value)                                   | 21.4    | Ease of shareholder suits index (0–10)          | 6     | Border compliance (hours)                     | 120       |
| Building quality control index (0–15)                         | 7.0     | Extent of shareholder rights index (0–10)       | 5     | Cost to import                                |           |
| <b>Getting electricity</b> (rank)                             | 178     | Extent of ownership and control index (0–10)    | 2     | Documentary compliance (US\$)                 | 387       |
| Score for getting electricity (0–100)                         | 31.70   | Extent of corporate transparency index (0–10)   | 6     | Border compliance (US\$)                      | 821       |
| Procedures (number)   | 8       | <b>Paying taxes</b> (rank)                      | 88    | <b>Enforcing contracts</b> (rank)             | 105       |
| Time (days)   | 82      | Score for paying taxes (0–100)                  | 72.97 | Score for enforcing contracts (0–100)         | 55.92     |
| Cost (% of income per capita)                                 | 5,025.2 | Payments (number per year)                      | 34    | Time (days)                                   | 515       |
| Reliability of supply and transparency of tariffs index (0–8) | 0       | Time (hours per year)                           | 343   | Cost (% of claim value)                       | 39.5      |
| <b>Registering property</b> (rank)                            | 167     | Total tax and contribution rate (% of profit)   | 30.7  | Quality of judicial processes index (0–18)    | 8.0       |
| Score for registering property (0–100)                        | 43.50   | Postfiling index (0–100)                        | 95.41 | <b>Resolving insolvency</b> (rank)            | 161       |
| Procedures (number)   | 7       |   |       | Score for resolving insolvency (0–100)        | 24.73     |
| Time (days)   | 56      |   |       | Time (years)                                  | 2.3       |
| Cost (% of property value)                                    | 10.7    |   |       | Cost (% of estate)                            | 42.0      |
| Quality of land administration index (0–30)                   | 6.5     |   |       | Recovery rate (cents on the dollar)           | 11.1      |
|   |         |   |       | Strength of insolvency framework index (0–16) | 6.0       |

Note: Most indicator sets refer to a case scenario in the largest business city of an economy, though for 11 economies the data are a population-weighted average for the two largest business cities. For some indicators a result of “no practice” may be recorded for an economy; see the data notes for more details. In starting a business, procedures (number), time (days) and cost (% of income per capita) are calculated as the average of both men and women. For the postfiling index, a result of “not applicable” may be recorded for an economy.



✓ Reform making it easier to do business ✗ Change making it more difficult to do business

| SINGAPORE   |       | East Asia & Pacific                             |       | GNI per capita (US\$)                         |           |
|---|-------|---|-------|---|-----------|
| Ease of doing business rank (1–190)                           | 2     | Ease of doing business score (0–100)            | 85.24 | Population                                    | 5,612,253 |
| ✓ <b>Starting a business</b> (rank)                           | 3     | <b>Getting credit</b> (rank)                    | 32    | <b>Trading across borders</b> (rank)          | 45        |
| Score for starting a business (0–100)                         | 98.23 | Score for getting credit (0–100)                | 75.00 | Score for trading across borders (0–100)      | 89.57     |
| Procedures (number)   | 2     | Strength of legal rights index (0–12)           | 8     | Time to export                                |           |
| Time (days)   | 1.5   | Depth of credit information index (0–8)         | 7     | Documentary compliance (hours)                | 2         |
| Cost (% of income per capita)                                 | 0.4   | Credit bureau coverage (% of adults)            | 60.9  | Border compliance (hours)                     | 10        |
| Minimum capital (% of income per capita)                      | 0.0   | Credit registry coverage (% of adults)          | 0.0   | Cost to export                                |           |
|   |       |   |       | Documentary compliance (US\$)                 | 37        |
| <b>Dealing with construction permits</b> (rank)               | 8     | <b>Protecting minority investors</b> (rank)     | 7     | Border compliance (US\$)                      | 335       |
| Score for dealing with construction permits (0–100)           | 84.73 | Score for protecting minority investors (0–100) | 80.00 | Time to import                                |           |
| Procedures (number)   | 10    | Extent of disclosure index (0–10)               | 10    | Documentary compliance (hours)                | 3         |
| Time (days)   | 41    | Extent of director liability index (0–10)       | 9     | Border compliance (hours)                     | 33        |
| Cost (% of warehouse value)                                   | 3.4   | Ease of shareholder suits index (0–10)          | 9     | Cost to import                                |           |
| Building quality control index (0–15)                         | 12.0  | Extent of shareholder rights index (0–10)       | 7     | Documentary compliance (US\$)                 | 40        |
|   |       | Extent of ownership and control index (0–10)    | 5     | Border compliance (US\$)                      | 220       |
|   |       | Extent of corporate transparency index (0–10)   | 8     |   |           |
| <b>Getting electricity</b> (rank)                             | 16    | <b>Paying taxes</b> (rank)                      | 8     | ✓ <b>Enforcing contracts</b> (rank)           | 1         |
| Score for getting electricity (0–100)                         | 91.33 | Score for paying taxes (0–100)                  | 91.58 | Score for enforcing contracts (0–100)         | 84.53     |
| Procedures (number)   | 4     | Payments (number per year)                      | 5     | Time (days)                                   | 164       |
| Time (days)   | 30    | Time (hours per year)                           | 64    | Cost (% of claim value)                       | 25.8      |
| Cost (% of income per capita)                                 | 23.3  | Total tax and contribution rate (% of profit)   | 20.6  | Quality of judicial processes index (0–18)    | 15.5      |
| Reliability of supply and transparency of tariffs index (0–8) | 7     | Postfiling index (0–100)                        | 71.97 |   |           |
| <b>Registering property</b> (rank)                            | 21    |   |       | <b>Resolving insolvency</b> (rank)            | 27        |
| Score for registering property (0–100)                        | 83.14 |   |       | Score for resolving insolvency (0–100)        | 74.33     |
| Procedures (number)   | 6     |   |       | Time (years)                                  | 0.8       |
| Time (days)   | 4.5   |   |       | Cost (% of estate)                            | 4.0       |
| Cost (% of property value)                                    | 2.9   |   |       | Recovery rate (cents on the dollar)           | 88.8      |
| Quality of land administration index (0–30)                   | 28.5  |   |       | Strength of insolvency framework index (0–16) | 8.5       |
| SLOVAK REPUBLIC   |       | OECD high income                                |       | GNI per capita (US\$)                         |           |
| Ease of doing business rank (1–190)                           | 42    | Ease of doing business score (0–100)            | 75.17 | Population                                    | 5,439,892 |
| <b>Starting a business</b> (rank)                             | 127   | <b>Getting credit</b> (rank)                    | 44    | <b>Trading across borders</b> (rank)          | 1         |
| Score for starting a business (0–100)                         | 82.02 | Score for getting credit (0–100)                | 70.00 | Score for trading across borders (0–100)      | 100.00    |
| Procedures (number)   | 8     | Strength of legal rights index (0–12)           | 7     | Time to export                                |           |
| Time (days)   | 26.5  | Depth of credit information index (0–8)         | 7     | Documentary compliance (hours)                | 1         |
| Cost (% of income per capita)                                 | 1.0   | Credit bureau coverage (% of adults)            | 80.7  | Border compliance (hours)                     | 0         |
| Minimum capital (% of income per capita)                      | 16.4  | Credit registry coverage (% of adults)          | 3.3   | Cost to export                                |           |
|   |       |   |       | Documentary compliance (US\$)                 | 0         |
| <b>Dealing with construction permits</b> (rank)               | 143   | <b>Protecting minority investors</b> (rank)     | 95    | Border compliance (US\$)                      | 0         |
| Score for dealing with construction permits (0–100)           | 59.34 | Score for protecting minority investors (0–100) | 53.33 | Time to import                                |           |
| Procedures (number)   | 14    | Extent of disclosure index (0–10)               | 3     | Documentary compliance (hours)                | 1         |
| Time (days)   | 300   | Extent of director liability index (0–10)       | 4     | Border compliance (hours)                     | 0         |
| Cost (% of warehouse value)                                   | 0.2   | Ease of shareholder suits index (0–10)          | 7     | Cost to import                                |           |
| Building quality control index (0–15)                         | 8.0   | Extent of shareholder rights index (0–10)       | 6     | Documentary compliance (US\$)                 | 0         |
|   |       | Extent of ownership and control index (0–10)    | 6     | Border compliance (US\$)                      | 0         |
|   |       | Extent of corporate transparency index (0–10)   | 6     |   |           |
| <b>Getting electricity</b> (rank)                             | 47    | <b>Paying taxes</b> (rank)                      | 48    | ✓ <b>Enforcing contracts</b> (rank)           | 47        |
| Score for getting electricity (0–100)                         | 83.23 | Score for paying taxes (0–100)                  | 80.62 | Score for enforcing contracts (0–100)         | 66.12     |
| Procedures (number)   | 5     | Payments (number per year)                      | 8     | Time (days)                                   | 775       |
| Time (days)   | 89    | Time (hours per year)                           | 192   | Cost (% of claim value)                       | 20.5      |
| Cost (% of income per capita)                                 | 233.3 | Total tax and contribution rate (% of profit)   | 49.7  | Quality of judicial processes index (0–18)    | 13.5      |
| Reliability of supply and transparency of tariffs index (0–8) | 8     | Postfiling index (0–100)                        | 87.17 |   |           |
| <b>Registering property</b> (rank)                            | 9     |   |       | <b>Resolving insolvency</b> (rank)            | 42        |
| Score for registering property (0–100)                        | 90.17 |   |       | Score for resolving insolvency (0–100)        | 66.90     |
| Procedures (number)   | 3     |   |       | Time (years)                                  | 4.0       |
| Time (days)   | 16.5  |   |       | Cost (% of estate)                            | 18.0      |
| Cost (% of property value)                                    | 0.0   |   |       | Recovery rate (cents on the dollar)           | 48.8      |
| Quality of land administration index (0–30)                   | 25.5  |   |       | Strength of insolvency framework index (0–16) | 13.0      |
| SLOVENIA  |       | OECD high income                                |       | GNI per capita (US\$)                         |           |
| Ease of doing business rank (1–190)                           | 40    | Ease of doing business score (0–100)            | 75.61 | Population                                    | 2,066,748 |
| ✗ <b>Starting a business</b> (rank)                           | 38    | <b>Getting credit</b> (rank)                    | 112   | <b>Trading across borders</b> (rank)          | 1         |
| Score for starting a business (0–100)                         | 92.88 | Score for getting credit (0–100)                | 45.00 | Score for trading across borders (0–100)      | 100.00    |
| Procedures (number)   | 3     | Strength of legal rights index (0–12)           | 3     | Time to export                                |           |
| Time (days)   | 8     | Depth of credit information index (0–8)         | 6     | Documentary compliance (hours)                | 1         |
| Cost (% of income per capita)                                 | 0.0   | Credit bureau coverage (% of adults)            | 0.0   | Border compliance (hours)                     | 0         |
| Minimum capital (% of income per capita)                      | 36.8  | Credit registry coverage (% of adults)          | 100.0 | Cost to export                                |           |
|   |       |   |       | Documentary compliance (US\$)                 | 0         |
| <b>Dealing with construction permits</b> (rank)               | 120   | <b>Protecting minority investors</b> (rank)     | 30    | Border compliance (US\$)                      | 0         |
| Score for dealing with construction permits (0–100)           | 65.22 | Score for protecting minority investors (0–100) | 70.00 | Time to import                                |           |
| Procedures (number)   | 17    | Extent of disclosure index (0–10)               | 5     | Documentary compliance (hours)                | 1         |
| Time (days)   | 247.5 | Extent of director liability index (0–10)       | 9     | Border compliance (hours)                     | 0         |
| Cost (% of warehouse value)                                   | 2.8   | Ease of shareholder suits index (0–10)          | 8     | Cost to import                                |           |
| Building quality control index (0–15)                         | 13.0  | Extent of shareholder rights index (0–10)       | 8     | Documentary compliance (US\$)                 | 0         |
|   |       | Extent of ownership and control index (0–10)    | 6     | Border compliance (US\$)                      | 0         |
|   |       | Extent of corporate transparency index (0–10)   | 6     |   |           |
| <b>Getting electricity</b> (rank)                             | 23    | <b>Paying taxes</b> (rank)                      | 41    | ✓ <b>Enforcing contracts</b> (rank)           | 110       |
| Score for getting electricity (0–100)                         | 89.19 | Score for paying taxes (0–100)                  | 83.27 | Score for enforcing contracts (0–100)         | 54.82     |
| Procedures (number)   | 5     | Payments (number per year)                      | 10    | Time (days)                                   | 1,160     |
| Time (days)   | 38    | Time (hours per year)                           | 233   | Cost (% of claim value)                       | 12.7      |
| Cost (% of income per capita)                                 | 99.5  | Total tax and contribution rate (% of profit)   | 31.0  | Quality of judicial processes index (0–18)    | 11.5      |
| Reliability of supply and transparency of tariffs index (0–8) | 8     | Postfiling index (0–100)                        | 80.03 |   |           |
| <b>Registering property</b> (rank)                            | 56    |   |       | <b>Resolving insolvency</b> (rank)            | 9         |
| Score for registering property (0–100)                        | 72.10 |   |       | Score for resolving insolvency (0–100)        | 83.66     |
| Procedures (number)   | 7     |   |       | Time (years)                                  | 0.8       |
| Time (days)   | 50.5  |   |       | Cost (% of estate)                            | 4.0       |
| Cost (% of property value)                                    | 2.2   |   |       | Recovery rate (cents on the dollar)           | 88.7      |
| Quality of land administration index (0–30)                   | 23.0  |   |       | Strength of insolvency framework index (0–16) | 11.5      |

Note: Most indicator sets refer to a case scenario in the largest business city of an economy, though for 11 economies the data are a population-weighted average for the two largest business cities. For some indicators a result of "no practice" may be recorded for an economy; see the data notes for more details. In starting a business, procedures (number), time (days) and cost (% of income per capita) are calculated as the average of both men and women. For the postfiling index, a result of "not applicable" may be recorded for an economy.

✓ Reform making it easier to do business    ✗ Change making it more difficult to do business

| <b>SOLOMON ISLANDS</b>  |             | <b>East Asia &amp; Pacific</b>                  |             | <b>GNI per capita (US\$)</b>                  |             |
|---|-------------|---|-------------|---|-------------|
| Ease of doing business rank (1–190)                           | 115         | Ease of doing business score (0–100)            | 59.17       | Population                                    | 611,343     |
| <b>Starting a business</b> (rank)                             | 98          | <b>Getting credit</b> (rank)                    | 99          | <b>Trading across borders</b> (rank)          | 160         |
| Score for starting a business (0–100)                         | 85.52       | Score for getting credit (0–100)                | 50.00       | Score for trading across borders (0–100)      | 53.45       |
| Procedures (number)   | 7           | Strength of legal rights index (0–12)           | 10          | Time to export                                |             |
| Time (days)   | 9           | Depth of credit information index (0–8)         | 0           | Documentary compliance (hours)                | 60          |
| Cost (% of income per capita)                                 | 28.1        | Credit bureau coverage (% of adults)            | 3.4         | Border compliance (hours)                     | 110         |
| Minimum capital (% of income per capita)                      | 0.0         | Credit registry coverage (% of adults)          | 0.0         | Cost to export                                |             |
|   |             |   |             | Documentary compliance (US\$)                 | 257         |
| <b>Dealing with construction permits</b> (rank)               | 53          | <b>Protecting minority investors</b> (rank)     | 110         | Border compliance (US\$)                      | 630         |
| Score for dealing with construction permits (0–100)           | 73.60       | Score for protecting minority investors (0–100) | 50.00       | Time to import                                |             |
| Procedures (number)   | 13          | Extent of disclosure index (0–10)               | 3           | Documentary compliance (hours)                | 37          |
| Time (days)   | 98          | Extent of director liability index (0–10)       | 7           | Border compliance (hours)                     | 108         |
| Cost (% of warehouse value)                                   | 1.2         | Ease of shareholder suits index (0–10)          | 9           | Cost to import                                |             |
| Building quality control index (0–15)                         | 8.0         | Extent of shareholder rights index (0–10)       | 7           | Documentary compliance (US\$)                 | 215         |
|   |             | Extent of ownership and control index (0–10)    | 3           | Border compliance (US\$)                      | 740         |
|   |             | Extent of corporate transparency index (0–10)   | 1           |   |             |
| <b>Getting electricity</b> (rank)                             | 92          | <b>Paying taxes</b> (rank)                      | 38          | <b>Enforcing contracts</b> (rank)             | 156         |
| Score for getting electricity (0–100)                         | 72.58       | Score for paying taxes (0–100)                  | 83.81       | Score for enforcing contracts (0–100)         | 43.49       |
| Procedures (number)   | 4           | Payments (number per year)                      | 34          | Time (days)                                   | 497         |
| Time (days)   | 53          | Time (hours per year)                           | 80          | Cost (% of claim value)                       | 78.9        |
| Cost (% of income per capita)                                 | 1,238.9     | Total tax and contribution rate (% of profit)   | 32.0        | Quality of judicial processes index (0–18)    | 9.0         |
| Reliability of supply and transparency of tariffs index (0–8) | 3           | Postfiling index (0–100)                        | 100.00      |   |             |
| <b>Registering property</b> (rank)                            | 154         |   |             | <b>Resolving insolvency</b> (rank)            | 144         |
| Score for registering property (0–100)                        | 47.38       |   |             | Score for resolving insolvency (0–100)        | 31.88       |
| Procedures (number)   | 10          |   |             | Time (years)                                  | 1.0         |
| Time (days)   | 86.5        |   |             | Cost (% of estate)                            | 38.0        |
| Cost (% of property value)                                    | 4.7         |   |             | Recovery rate (cents on the dollar)           | 24.4        |
| Quality of land administration index (0–30)                   | 11.0        |   |             | Strength of insolvency framework index (0–16) | 6.0         |
| <b>SOMALIA</b>  |             | <b>Sub-Saharan Africa</b>                       |             | <b>GNI per capita (US\$)</b>                  |             |
| Ease of doing business rank (1–190)                           | 190         | Ease of doing business score (0–100)            | 20.04       | Population                                    | 14,742,523  |
| <b>Starting a business</b> (rank)                             | 188         | <b>Getting credit</b> (rank)                    | 186         | <b>Trading across borders</b> (rank)          | 164         |
| Score for starting a business (0–100)                         | 46.37       | Score for getting credit (0–100)                | 0.00        | Score for trading across borders (0–100)      | 51.60       |
| Procedures (number)   | 9           | Strength of legal rights index (0–12)           | 0           | Time to export                                |             |
| Time (days)   | 70          | Depth of credit information index (0–8)         | 0           | Documentary compliance (hours)                | 73          |
| Cost (% of income per capita)                                 | 195.2       | Credit bureau coverage (% of adults)            | 0.0         | Border compliance (hours)                     | 44          |
| Minimum capital (% of income per capita)                      | 0.0         | Credit registry coverage (% of adults)          | 0.0         | Cost to export                                |             |
|   |             |   |             | Documentary compliance (US\$)                 | 350         |
| <b>Dealing with construction permits</b> (rank)               | 186         | <b>Protecting minority investors</b> (rank)     | 190         | Border compliance (US\$)                      | 495         |
| Score for dealing with construction permits (0–100)           | 0.00        | Score for protecting minority investors (0–100) | 0.00        | Time to import                                |             |
| Procedures (number)   | no practice | Extent of disclosure index (0–10)               | 0           | Documentary compliance (hours)                | 76          |
| Time (days)   | no practice | Extent of director liability index (0–10)       | 0           | Border compliance (hours)                     | 85          |
| Cost (% of warehouse value)                                   | no practice | Ease of shareholder suits index (0–10)          | 0           | Cost to import                                |             |
| Building quality control index (0–15)                         | no practice | Extent of shareholder rights index (0–10)       | 0           | Documentary compliance (US\$)                 | 300         |
|   |             | Extent of ownership and control index (0–10)    | 0           | Border compliance (US\$)                      | 952         |
|   |             | Extent of corporate transparency index (0–10)   | 0           |   |             |
| <b>Getting electricity</b> (rank)                             | 187         | <b>Paying taxes</b> (rank)                      | 190         | <b>Enforcing contracts</b> (rank)             | 114         |
| Score for getting electricity (0–100)                         | 0.00        | Score for paying taxes (0–100)                  | 0.00        | Score for enforcing contracts (0–100)         | 54.58       |
| Procedures (number)   | no practice | Payments (number per year)                      | no practice | Time (days)                                   | 575         |
| Time (days)   | no practice | Time (hours per year)                           | no practice | Cost (% of claim value)                       | 21.4        |
| Cost (% of income per capita)                                 | no practice | Total tax and contribution rate (% of profit)   | no practice | Quality of judicial processes index (0–18)    | 4.5         |
| Reliability of supply and transparency of tariffs index (0–8) | no practice | Postfiling index (0–100)                        | no practice |   |             |
| <b>Registering property</b> (rank)                            | 152         |   |             | <b>Resolving insolvency</b> (rank)            | 168         |
| Score for registering property (0–100)                        | 47.87       |   |             | Score for resolving insolvency (0–100)        | 0.00        |
| Procedures (number)   | 5           |   |             | Time (years)                                  | no practice |
| Time (days)   | 188         |   |             | Cost (% of estate)                            | no practice |
| Cost (% of property value)                                    | 1.6         |   |             | Recovery rate (cents on the dollar)           | 0.0         |
| Quality of land administration index (0–30)                   | 7.5         |   |             | Strength of insolvency framework index (0–16) | 0.0         |
| <b>SOUTH AFRICA</b>   |             | <b>Sub-Saharan Africa</b>                       |             | <b>GNI per capita (US\$)</b>                  |             |
| Ease of doing business rank (1–190)                           | 82          | Ease of doing business score (0–100)            | 66.03       | Population                                    | 56,717,156  |
| ✓ <b>Starting a business</b> (rank)                           | 134         | <b>Getting credit</b> (rank)                    | 73          | <b>Trading across borders</b> (rank)          | 143         |
| Score for starting a business (0–100)                         | 81.22       | Score for getting credit (0–100)                | 60.00       | Score for trading across borders (0–100)      | 59.64       |
| Procedures (number)   | 7           | Strength of legal rights index (0–12)           | 5           | Time to export                                |             |
| Time (days)   | 40          | Depth of credit information index (0–8)         | 7           | Documentary compliance (hours)                | 68          |
| Cost (% of income per capita)                                 | 0.2         | Credit bureau coverage (% of adults)            | 67.3        | Border compliance (hours)                     | 92          |
| Minimum capital (% of income per capita)                      | 0.0         | Credit registry coverage (% of adults)          | 0.0         | Cost to export                                |             |
|   |             |   |             | Documentary compliance (US\$)                 | 55          |
| <b>Dealing with construction permits</b> (rank)               | 96          | <b>Protecting minority investors</b> (rank)     | 23          | Border compliance (US\$)                      | 1,257       |
| Score for dealing with construction permits (0–100)           | 68.25       | Score for protecting minority investors (0–100) | 73.33       | Time to import                                |             |
| Procedures (number)   | 20          | Extent of disclosure index (0–10)               | 8           | Documentary compliance (hours)                | 36          |
| Time (days)   | 155         | Extent of director liability index (0–10)       | 8           | Border compliance (hours)                     | 87          |
| Cost (% of warehouse value)                                   | 2.0         | Ease of shareholder suits index (0–10)          | 8           | Cost to import                                |             |
| Building quality control index (0–15)                         | 12.0        | Extent of shareholder rights index (0–10)       | 8           | Documentary compliance (US\$)                 | 73          |
|   |             | Extent of ownership and control index (0–10)    | 7           | Border compliance (US\$)                      | 676         |
|   |             | Extent of corporate transparency index (0–10)   | 5           |   |             |
| ✓ <b>Getting electricity</b> (rank)                           | 109         | <b>Paying taxes</b> (rank)                      | 46          | <b>Enforcing contracts</b> (rank)             | 115         |
| Score for getting electricity (0–100)                         | 68.79       | Score for paying taxes (0–100)                  | 81.13       | Score for enforcing contracts (0–100)         | 54.10       |
| Procedures (number)   | 5           | Payments (number per year)                      | 7           | Time (days)                                   | 600         |
| Time (days)   | 109         | Time (hours per year)                           | 210         | Cost (% of claim value)                       | 33.2        |
| Cost (% of income per capita)                                 | 156.7       | Total tax and contribution rate (% of profit)   | 29.1        | Quality of judicial processes index (0–18)    | 7.0         |
| Reliability of supply and transparency of tariffs index (0–8) | 4           | Postfiling index (0–100)                        | 60.28       |   |             |
| <b>Registering property</b> (rank)                            | 106         |   |             | <b>Resolving insolvency</b> (rank)            | 66          |
| Score for registering property (0–100)                        | 59.32       |   |             | Score for resolving insolvency (0–100)        | 54.49       |
| Procedures (number)   | 7           |   |             | Time (years)                                  | 2.0         |
| Time (days)   | 23          |   |             | Cost (% of estate)                            | 18.0        |
| Cost (% of property value)                                    | 7.8         |   |             | Recovery rate (cents on the dollar)           | 34.5        |
| Quality of land administration index (0–30)                   | 15.0        |   |             | Strength of insolvency framework index (0–16) | 11.5        |

Note: Most indicator sets refer to a case scenario in the largest business city of an economy, though for 11 economies the data are a population-weighted average for the two largest business cities. For some indicators a result of “no practice” may be recorded for an economy; see the data notes for more details. In starting a business, procedures (number), time (days) and cost (% of income per capita) are calculated as the average of both men and women. For the postfiling index, a result of “not applicable” may be recorded for an economy.

✓ Reform making it easier to do business ✗ Change making it more difficult to do business

| <b>SOUTH SUDAN</b>  |             | <b>Sub-Saharan Africa</b>                       |       | <b>GNI per capita (US\$)</b>                  |             |
|---|-------------|---|-------|---|-------------|
| Ease of doing business rank (1–190)                           | 185         | Ease of doing business score (0–100)            | 35.34 | Population                                    | 12,575,714  |
| <b>Starting a business</b> (rank)                             | 177         | <b>Getting credit</b> (rank)                    | 178   | <b>Trading across borders</b> (rank)          | 180         |
| Score for starting a business (0–100)                         | 65.36       | Score for getting credit (0–100)                | 10.00 | Score for trading across borders (0–100)      | 26.19       |
| Procedures (number)   | 12          | Strength of legal rights index (0–12)           | 2     | Time to export                                |             |
| Time (days)   | 13          | Depth of credit information index (0–8)         | 0     | Documentary compliance (hours)                | 192         |
| Cost (% of income per capita)                                 | 122.6       | Credit bureau coverage (% of adults)            | 0.0   | Border compliance (hours)                     | 146         |
| Minimum capital (% of income per capita)                      | 0.0         | Credit registry coverage (% of adults)          | 0.0   | Cost to export                                |             |
|   |             |   |       | Documentary compliance (US\$)                 | 194         |
| <b>Dealing with construction permits</b> (rank)               | 169         | <b>Protecting minority investors</b> (rank)     | 180   | Border compliance (US\$)                      | 763         |
| Score for dealing with construction permits (0–100)           | 52.73       | Score for protecting minority investors (0–100) | 26.67 | Time to import                                |             |
| Procedures (number)   | 23          | Extent of disclosure index (0–10)               | 2     | Documentary compliance (hours)                | 360         |
| Time (days)   | 124         | Extent of director liability index (0–10)       | 1     | Border compliance (hours)                     | 179         |
| Cost (% of warehouse value)                                   | 7.1         | Ease of shareholder suits index (0–10)          | 5     | Cost to import                                |             |
| Building quality control index (0–15)                         | 7.0         | Extent of shareholder rights index (0–10)       | 2     | Documentary compliance (US\$)                 | 350         |
|   |             | Extent of ownership and control index (0–10)    | 3     | Border compliance (US\$)                      | 781         |
|   |             | Extent of corporate transparency index (0–10)   | 3     |   |             |
| <b>Getting electricity</b> (rank)                             | 187         | <b>Paying taxes</b> (rank)                      | 66    | <b>Enforcing contracts</b> (rank)             | 85          |
| Score for getting electricity (0–100)                         | 0.00        | Score for getting credit (0–100)                | 76.75 | Score for enforcing contracts (0–100)         | 58.99       |
| Procedures (number)   | no practice | Payments (number per year)                      | 37    | Time (days)                                   | 228         |
| Time (days)   | no practice | Time (hours per year)                           | 210   | Cost (% of claim value)                       | 30.0        |
| Cost (% of income per capita)                                 | no practice | Total tax and contribution rate (% of profit)   | 31.4  | Quality of judicial processes index (0–18)    | 3.5         |
| Reliability of supply and transparency of tariffs index (0–8) | no practice | Postfiling index (0–100)                        | 95.87 |   |             |
| <b>Registering property</b> (rank)                            | 179         |   |       | <b>Resolving insolvency</b> (rank)            | 168         |
| Score for registering property (0–100)                        | 36.73       |   |       | Score for resolving insolvency (0–100)        | 0.00        |
| Procedures (number)   | 7           |   |       | Time (years)                                  | no practice |
| Time (days)   | 48          |   |       | Cost (% of estate)                            | no practice |
| Cost (% of property value)                                    | 14.6        |   |       | Recovery rate (cents on the dollar)           | 0.0         |
| Quality of land administration index (0–30)                   | 5.0         |   |       | Strength of insolvency framework index (0–16) | 0.0         |
| <b>SPAIN</b>  |             | <b>OECD high income</b>                         |       | <b>GNI per capita (US\$)</b>                  |             |
| Ease of doing business rank (1–190)                           | 30          | Ease of doing business score (0–100)            | 77.68 | Population                                    | 46,572,028  |
| <b>Starting a business</b> (rank)                             | 86          | <b>Getting credit</b> (rank)                    | 73    | <b>Trading across borders</b> (rank)          | 1           |
| Score for starting a business (0–100)                         | 86.91       | Score for getting credit (0–100)                | 60.00 | Score for trading across borders (0–100)      | 100.00      |
| Procedures (number)   | 7           | Strength of legal rights index (0–12)           | 5     | Time to export                                |             |
| Time (days)   | 12.5        | Depth of credit information index (0–8)         | 7     | Documentary compliance (hours)                | 1           |
| Cost (% of income per capita)                                 | 4.0         | Credit bureau coverage (% of adults)            | 15.7  | Border compliance (hours)                     | 0           |
| Minimum capital (% of income per capita)                      | 12.0        | Credit registry coverage (% of adults)          | 67.7  | Cost to export                                |             |
|   |             |   |       | Documentary compliance (US\$)                 | 0           |
| <b>Dealing with construction permits</b> (rank)               | 78          | <b>Protecting minority investors</b> (rank)     | 30    | Border compliance (US\$)                      | 0           |
| Score for dealing with construction permits (0–100)           | 70.60       | Score for protecting minority investors (0–100) | 70.00 | Time to import                                |             |
| Procedures (number)   | 13          | Extent of disclosure index (0–10)               | 7     | Documentary compliance (hours)                | 1           |
| Time (days)   | 147         | Extent of director liability index (0–10)       | 6     | Border compliance (hours)                     | 0           |
| Cost (% of warehouse value)                                   | 4.8         | Ease of shareholder suits index (0–10)          | 6     | Cost to import                                |             |
| Building quality control index (0–15)                         | 11.0        | Extent of shareholder rights index (0–10)       | 9     | Documentary compliance (US\$)                 | 0           |
|   |             | Extent of ownership and control index (0–10)    | 5     | Border compliance (US\$)                      | 0           |
|   |             | Extent of corporate transparency index (0–10)   | 9     |   |             |
| <b>Getting electricity</b> (rank)                             | 48          | <b>Paying taxes</b> (rank)                      | 34    | <b>Enforcing contracts</b> (rank)             | 23          |
| Score for getting electricity (0–100)                         | 83.00       | Score for getting credit (0–100)                | 84.58 | Score for enforcing contracts (0–100)         | 70.90       |
| Procedures (number)   | 5           | Payments (number per year)                      | 9     | Time (days)                                   | 510         |
| Time (days)   | 95          | Time (hours per year)                           | 147.5 | Cost (% of claim value)                       | 17.2        |
| Cost (% of income per capita)                                 | 96.4        | Total tax and contribution rate (% of profit)   | 47.0  | Quality of judicial processes index (0–18)    | 11.5        |
| Reliability of supply and transparency of tariffs index (0–8) | 8           | Postfiling index (0–100)                        | 93.60 |   |             |
| <b>Registering property</b> (rank)                            | 58          |   |       | <b>Resolving insolvency</b> (rank)            | 19          |
| Score for registering property (0–100)                        | 71.74       |   |       | Score for resolving insolvency (0–100)        | 79.10       |
| Procedures (number)   | 6           |   |       | Time (years)                                  | 1.5         |
| Time (days)   | 13          |   |       | Cost (% of estate)                            | 11.0        |
| Cost (% of property value)                                    | 6.1         |   |       | Recovery rate (cents on the dollar)           | 77.3        |
| Quality of land administration index (0–30)                   | 22.5        |   |       | Strength of insolvency framework index (0–16) | 12.0        |
| <b>SRI LANKA</b>  |             | <b>South Asia</b>                               |       | <b>GNI per capita (US\$)</b>                  |             |
| Ease of doing business rank (1–190)                           | 100         | Ease of doing business score (0–100)            | 61.22 | Population                                    | 21,444,000  |
| <b>Starting a business</b> (rank)                             | 83          | <b>Getting credit</b> (rank)                    | 124   | <b>Trading across borders</b> (rank)          | 93          |
| Score for starting a business (0–100)                         | 87.87       | Score for getting credit (0–100)                | 40.00 | Score for trading across borders (0–100)      | 73.29       |
| Procedures (number)   | 7           | Strength of legal rights index (0–12)           | 2     | Time to export                                |             |
| Time (days)   | 9           | Depth of credit information index (0–8)         | 6     | Documentary compliance (hours)                | 48          |
| Cost (% of income per capita)                                 | 9.4         | Credit bureau coverage (% of adults)            | 46.5  | Border compliance (hours)                     | 43          |
| Minimum capital (% of income per capita)                      | 0.0         | Credit registry coverage (% of adults)          | 0.0   | Cost to export                                |             |
|   |             |   |       | Documentary compliance (US\$)                 | 58          |
| ✓ <b>Dealing with construction permits</b> (rank)             | 65          | <b>Protecting minority investors</b> (rank)     | 38    | Border compliance (US\$)                      | 366         |
| Score for dealing with construction permits (0–100)           | 72.18       | Score for protecting minority investors (0–100) | 66.67 | Time to import                                |             |
| Procedures (number)   | 13          | Extent of disclosure index (0–10)               | 8     | Documentary compliance (hours)                | 48          |
| Time (days)   | 87          | Extent of director liability index (0–10)       | 5     | Border compliance (hours)                     | 72          |
| Cost (% of warehouse value)                                   | 0.3         | Ease of shareholder suits index (0–10)          | 7     | Cost to import                                |             |
| Building quality control index (0–15)                         | 6.0         | Extent of shareholder rights index (0–10)       | 7     | Documentary compliance (US\$)                 | 283         |
|   |             | Extent of ownership and control index (0–10)    | 6     | Border compliance (US\$)                      | 300         |
|   |             | Extent of corporate transparency index (0–10)   | 7     |   |             |
| <b>Getting electricity</b> (rank)                             | 84          | ✓ <b>Paying taxes</b> (rank)                    | 141   | ✓ <b>Enforcing contracts</b> (rank)           | 164         |
| Score for getting electricity (0–100)                         | 74.37       | Score for getting credit (0–100)                | 59.79 | Score for enforcing contracts (0–100)         | 41.16       |
| Procedures (number)   | 5           | Payments (number per year)                      | 36    | Time (days)                                   | 1,318       |
| Time (days)   | 100         | Time (hours per year)                           | 129   | Cost (% of claim value)                       | 22.8        |
| Cost (% of income per capita)                                 | 692.8       | Total tax and contribution rate (% of profit)   | 55.2  | Quality of judicial processes index (0–18)    | 8.5         |
| Reliability of supply and transparency of tariffs index (0–8) | 6           | Postfiling index (0–100)                        | 49.31 |   |             |
| ✓ <b>Registering property</b> (rank)                          | 140         |   |       | <b>Resolving insolvency</b> (rank)            | 92          |
| Score for registering property (0–100)                        | 51.87       |   |       | Score for resolving insolvency (0–100)        | 45.05       |
| Procedures (number)   | 8           |   |       | Time (years)                                  | 1.7         |
| Time (days)   | 39          |   |       | Cost (% of estate)                            | 10.0        |
| Cost (% of property value)                                    | 5.2         |   |       | Recovery rate (cents on the dollar)           | 43.1        |
| Quality of land administration index (0–30)                   | 5.5         |   |       | Strength of insolvency framework index (0–16) | 7.0         |

Note: Most indicator sets refer to a case scenario in the largest business city of an economy, though for 11 economies the data are a population-weighted average for the two largest business cities. For some indicators a result of "no practice" may be recorded for an economy; see the data notes for more details. In starting a business, procedures (number), time (days) and cost (% of income per capita) are calculated as the average of both men and women. For the postfiling index, a result of "not applicable" may be recorded for an economy.

✓ Reform making it easier to do business ✗ Change making it more difficult to do business

| <b>ST. KITTS AND NEVIS</b>                                    |            | <b>Latin America &amp; Caribbean</b>            |              | <b>GNI per capita (US\$)</b>                  |                |
|---|------------|---|--------------|---|----------------|
| <b>Ease of doing business rank (1–190)</b>                    | <b>140</b> | <b>Ease of doing business score (0–100)</b>     | <b>54.36</b> | <b>Population</b>                             | <b>55,345</b>  |
| <b>Starting a business</b> (rank)                             | 95         | <b>Getting credit</b> (rank)                    | 161          | <b>Trading across borders</b> (rank)          | 68             |
| Score for starting a business (0–100)                         | 85.78      | Score for getting credit (0–100)                | 25.00        | Score for trading across borders (0–100)      | 81.04          |
| Procedures (number)   | 7          | Strength of legal rights index (0–12)           | 5            | Time to export                                |                |
| Time (days)   | 18.5       | Depth of credit information index (0–8)         | 0            | Documentary compliance (hours)                | 24             |
| Cost (% of income per capita)                                 | 7.0        | Credit bureau coverage (% of adults)            | 0.0          | Border compliance (hours)                     | 27             |
| Minimum capital (% of income per capita)                      | 0.0        | Credit registry coverage (% of adults)          | 0.0          | Cost to export                                |                |
|   |            |   |              | Documentary compliance (US\$)                 | 100            |
| <b>Dealing with construction permits</b> (rank)               | 47         | <b>Protecting minority investors</b> (rank)     | 122          | Border compliance (US\$)                      | 335            |
| Score for dealing with construction permits (0–100)           | 74.62      | Score for protecting minority investors (0–100) | 48.33        | Time to import                                |                |
| Procedures (number)   | 11         | Extent of disclosure index (0–10)               | 4            | Documentary compliance (hours)                | 33             |
| Time (days)   | 105        | Extent of director liability index (0–10)       | 8            | Border compliance (hours)                     | 37             |
| Cost (% of warehouse value)                                   | 0.3        | Ease of shareholder suits index (0–10)          | 8            | Cost to import                                |                |
| Building quality control index (0–15)                         | 7.0        | Extent of shareholder rights index (0–10)       | 4            | Documentary compliance (US\$)                 | 90             |
|   |            | Extent of ownership and control index (0–10)    | 1            | Border compliance (US\$)                      | 311            |
|   |            | Extent of corporate transparency index (0–10)   | 4            |   |                |
| <b>Getting electricity</b> (rank)                             | 102        | <b>Paying taxes</b> (rank)                      | 124          | <b>Enforcing contracts</b> (rank)             | 51             |
| Score for getting electricity (0–100)                         | 70.11      | Score for paying taxes (0–100)                  | 64.41        | Score for enforcing contracts (0–100)         | 65.51          |
| Procedures (number)   | 4          | Payments (number per year)                      | 39           | Time (days)                                   | 578            |
| Time (days)   | 18         | Time (hours per year)                           | 203          | Cost (% of claim value)                       | 26.6           |
| Cost (% of income per capita)                                 | 234.2      | Total tax and contribution rate (% of profit)   | 49.7         | Quality of judicial processes index (0–18)    | 11.5           |
| Reliability of supply and transparency of tariffs index (0–8) | 0          | Postfiling index (0–100)                        | 75.73        |   |                |
| <b>Registering property</b> (rank)                            | 185        |   |              | <b>Resolving insolvency</b> (rank)            | 168            |
| Score for registering property (0–100)                        | 28.80      |   |              | Score for resolving insolvency (0–100)        | 0.00           |
| Procedures (number)   | 6          |   |              | Time (years)                                  | no practice    |
| Time (days)   | 224        |   |              | Cost (% of estate)                            | no practice    |
| Cost (% of property value)                                    | 11.0       |   |              | Recovery rate (cents on the dollar)           | 0.0            |
| Quality of land administration index (0–30)                   | 9.0        |   |              | Strength of insolvency framework index (0–16) | 0.0            |
| <b>ST. LUCIA</b>  |            | <b>Latin America &amp; Caribbean</b>            |              | <b>GNI per capita (US\$)</b>                  |                |
| <b>Ease of doing business rank (1–190)</b>                    | <b>93</b>  | <b>Ease of doing business score (0–100)</b>     | <b>63.02</b> | <b>Population</b>                             | <b>178,844</b> |
| <b>Starting a business</b> (rank)                             | 70         | <b>Getting credit</b> (rank)                    | 161          | <b>Trading across borders</b> (rank)          | 90             |
| Score for starting a business (0–100)                         | 89.18      | Score for getting credit (0–100)                | 25.00        | Score for trading across borders (0–100)      | 73.87          |
| Procedures (number)   | 5          | Strength of legal rights index (0–12)           | 5            | Time to export                                |                |
| Time (days)   | 11         | Depth of credit information index (0–8)         | 0            | Documentary compliance (hours)                | 19             |
| Cost (% of income per capita)                                 | 18.4       | Credit bureau coverage (% of adults)            | 0.0          | Border compliance (hours)                     | 27             |
| Minimum capital (% of income per capita)                      | 0.0        | Credit registry coverage (% of adults)          | 0.0          | Cost to export                                |                |
|   |            |   |              | Documentary compliance (US\$)                 | 63             |
| <b>Dealing with construction permits</b> (rank)               | 32         | <b>Protecting minority investors</b> (rank)     | 99           | Border compliance (US\$)                      | 718            |
| Score for dealing with construction permits (0–100)           | 76.33      | Score for protecting minority investors (0–100) | 51.67        | Time to import                                |                |
| Procedures (number)   | 14         | Extent of disclosure index (0–10)               | 4            | Documentary compliance (hours)                | 14             |
| Time (days)   | 116        | Extent of director liability index (0–10)       | 8            | Border compliance (hours)                     | 27             |
| Cost (% of warehouse value)                                   | 0.6        | Ease of shareholder suits index (0–10)          | 8            | Cost to import                                |                |
| Building quality control index (0–15)                         | 10.5       | Extent of shareholder rights index (0–10)       | 4            | Documentary compliance (US\$)                 | 98             |
|   |            | Extent of ownership and control index (0–10)    | 4            | Border compliance (US\$)                      | 842            |
|   |            | Extent of corporate transparency index (0–10)   | 3            |   |                |
| <b>Getting electricity</b> (rank)                             | 49         | <b>Paying taxes</b> (rank)                      | 73           | <b>Enforcing contracts</b> (rank)             | 75             |
| Score for getting electricity (0–100)                         | 82.97      | Score for paying taxes (0–100)                  | 75.73        | Score for enforcing contracts (0–100)         | 59.67          |
| Procedures (number)   | 6          | Payments (number per year)                      | 35           | Time (days)                                   | 645            |
| Time (days)   | 26         | Time (hours per year)                           | 110          | Cost (% of claim value)                       | 37.3           |
| Cost (% of income per capita)                                 | 174.4      | Total tax and contribution rate (% of profit)   | 34.7         | Quality of judicial processes index (0–18)    | 11.5           |
| Reliability of supply and transparency of tariffs index (0–8) | 7          | Postfiling index (0–100)                        | 77.80        |   |                |
| <b>Registering property</b> (rank)                            | 104        |   |              | <b>Resolving insolvency</b> (rank)            | 130            |
| Score for registering property (0–100)                        | 59.90      |   |              | Score for resolving insolvency (0–100)        | 35.89          |
| Procedures (number)   | 9          |   |              | Time (years)                                  | 2.0            |
| Time (days)   | 17         |   |              | Cost (% of estate)                            | 9.0            |
| Cost (% of property value)                                    | 7.2        |   |              | Recovery rate (cents on the dollar)           | 43.5           |
| Quality of land administration index (0–30)                   | 18.5       |   |              | Strength of insolvency framework index (0–16) | 4.0            |
| <b>ST. VINCENT AND THE GRENADINES</b>                         |            | <b>Latin America &amp; Caribbean</b>            |              | <b>GNI per capita (US\$)</b>                  |                |
| <b>Ease of doing business rank (1–190)</b>                    | <b>130</b> | <b>Ease of doing business score (0–100)</b>     | <b>56.35</b> | <b>Population</b>                             | <b>109,897</b> |
| <b>Starting a business</b> (rank)                             | 88         | <b>Getting credit</b> (rank)                    | 161          | <b>Trading across borders</b> (rank)          | 81             |
| Score for starting a business (0–100)                         | 86.87      | Score for getting credit (0–100)                | 25.00        | Score for trading across borders (0–100)      | 77.35          |
| Procedures (number)   | 7          | Strength of legal rights index (0–12)           | 5            | Time to export                                |                |
| Time (days)   | 10         | Depth of credit information index (0–8)         | 0            | Documentary compliance (hours)                | 48             |
| Cost (% of income per capita)                                 | 15.4       | Credit bureau coverage (% of adults)            | 0.0          | Border compliance (hours)                     | 28             |
| Minimum capital (% of income per capita)                      | 0.0        | Credit registry coverage (% of adults)          | 0.0          | Cost to export                                |                |
|   |            |   |              | Documentary compliance (US\$)                 | 80             |
| <b>Dealing with construction permits</b> (rank)               | 49         | <b>Protecting minority investors</b> (rank)     | 99           | Border compliance (US\$)                      | 340            |
| Score for dealing with construction permits (0–100)           | 74.42      | Score for protecting minority investors (0–100) | 51.67        | Time to import                                |                |
| Procedures (number)   | 14         | Extent of disclosure index (0–10)               | 4            | Documentary compliance (hours)                | 24             |
| Time (days)   | 92         | Extent of director liability index (0–10)       | 8            | Border compliance (hours)                     | 48             |
| Cost (% of warehouse value)                                   | 0.1        | Ease of shareholder suits index (0–10)          | 8            | Cost to import                                |                |
| Building quality control index (0–15)                         | 8.0        | Extent of shareholder rights index (0–10)       | 4            | Documentary compliance (US\$)                 | 90             |
|   |            | Extent of ownership and control index (0–10)    | 4            | Border compliance (US\$)                      | 540            |
|   |            | Extent of corporate transparency index (0–10)   | 3            |   |                |
| <b>Getting electricity</b> (rank)                             | 98         | <b>Paying taxes</b> (rank)                      | 103          | <b>Enforcing contracts</b> (rank)             | 56             |
| Score for getting electricity (0–100)                         | 71.16      | Score for paying taxes (0–100)                  | 70.26        | Score for enforcing contracts (0–100)         | 63.66          |
| Procedures (number)   | 3          | Payments (number per year)                      | 36           | Time (days)                                   | 595            |
| Time (days)   | 52         | Time (hours per year)                           | 108          | Cost (% of claim value)                       | 30.3           |
| Cost (% of income per capita)                                 | 47.9       | Total tax and contribution rate (% of profit)   | 39.3         | Quality of judicial processes index (0–18)    | 11.5           |
| Reliability of supply and transparency of tariffs index (0–8) | 0          | Postfiling index (0–100)                        | 63.89        |   |                |
| <b>Registering property</b> (rank)                            | 171        |   |              | <b>Resolving insolvency</b> (rank)            | 168            |
| Score for registering property (0–100)                        | 43.10      |   |              | Score for resolving insolvency (0–100)        | 0.00           |
| Procedures (number)   | 7          |   |              | Time (years)                                  | no practice    |
| Time (days)   | 47         |   |              | Cost (% of estate)                            | no practice    |
| Cost (% of property value)                                    | 11.8       |   |              | Recovery rate (cents on the dollar)           | 0.0            |
| Quality of land administration index (0–30)                   | 7.0        |   |              | Strength of insolvency framework index (0–16) | 0.0            |

Note: Most indicator sets refer to a case scenario in the largest business city of an economy, though for 11 economies the data are a population-weighted average for the two largest business cities. For some indicators a result of “no practice” may be recorded for an economy; see the data notes for more details. In starting a business, procedures (number), time (days) and cost (% of income per capita) are calculated as the average of both men and women. For the postfiling index, a result of “not applicable” may be recorded for an economy.

✓ Reform making it easier to do business ✗ Change making it more difficult to do business

| <b>SUDAN</b>  |         | <b>Sub-Saharan Africa</b>                       |       | <b>GNI per capita (US\$)</b>                  |            |
|---|---------|---|-------|---|------------|
| Ease of doing business rank (1–190)                           | 162     | Ease of doing business score (0–100)            | 48.84 | Population                                    | 40,533,330 |
| ✓ <b>Starting a business</b> (rank)                           | 156     | ✓ <b>Getting credit</b> (rank)                  | 161   | <b>Trading across borders</b> (rank)          | 185        |
| Score for starting a business (0–100)                         | 76.35   | Score for getting credit (0–100)                | 25.00 | Score for trading across borders (0–100)      | 18.96      |
| Procedures (number)   | 9.5     | Strength of legal rights index (0–12)           | 5     | Time to export                                |            |
| Time (days)   | 34.5    | Depth of credit information index (0–8)         | 0     | Documentary compliance (hours)                | 190        |
| Cost (% of income per capita)                                 | 20.9    | Credit bureau coverage (% of adults)            | 3.1   | Border compliance (hours)                     | 180        |
| Minimum capital (% of income per capita)                      | 0.0     | Credit registry coverage (% of adults)          | 0.0   | Cost to export                                |            |
|   |         |   |       | Documentary compliance (US\$)                 | 428        |
| <b>Dealing with construction permits</b> (rank)               | 105     | ✓ <b>Protecting minority investors</b> (rank)   | 168   | Border compliance (US\$)                      | 967        |
| Score for dealing with construction permits (0–100)           | 67.06   | Score for protecting minority investors (0–100) | 35.00 | Time to import                                |            |
| Procedures (number)   | 14      | Extent of disclosure index (0–10)               | 3     | Documentary compliance (hours)                | 132        |
| Time (days)   | 240     | Extent of director liability index (0–10)       | 1     | Border compliance (hours)                     | 144        |
| Cost (% of warehouse value)                                   | 1.5     | Ease of shareholder suits index (0–10)          | 6     | Cost to import                                |            |
| Building quality control index (0–15)                         | 11.0    | Extent of shareholder rights index (0–10)       | 5     | Documentary compliance (US\$)                 | 420        |
|   |         | Extent of ownership and control index (0–10)    | 3     | Border compliance (US\$)                      | 1,093      |
|   |         | Extent of corporate transparency index (0–10)   | 3     |   |            |
| <b>Getting electricity</b> (rank)                             | 120     | <b>Paying taxes</b> (rank)                      | 163   | ✓ <b>Enforcing contracts</b> (rank)           | 144        |
| Score for getting electricity (0–100)                         | 63.98   | Score for paying taxes (0–100)                  | 51.80 | Score for enforcing contracts (0–100)         | 47.84      |
| Procedures (number)   | 5       | Payments (number per year)                      | 42    | Time (days)                                   | 810        |
| Time (days)   | 70      | Time (hours per year)                           | 180   | Cost (% of claim value)                       | 19.8       |
| Cost (% of income per capita)                                 | 2,075.7 | Total tax and contribution rate (% of profit)   | 45.4  | Quality of judicial processes index (0–18)    | 4.0        |
| Reliability of supply and transparency of tariffs index (0–8) | 3       | Postfiling index (0–100)                        | 20.20 |   |            |
| <b>Registering property</b> (rank)                            | 93      |   |       | ✓ <b>Resolving insolvency</b> (rank)          | 118        |
| Score for registering property (0–100)                        | 63.67   |   |       | Score for resolving insolvency (0–100)        | 38.73      |
| Procedures (number)   | 6       |   |       | Time (years)                                  | 2.0        |
| Time (days)   | 11      |   |       | Cost (% of estate)                            | 20.0       |
| Cost (% of property value)                                    | 2.6     |   |       | Recovery rate (cents on the dollar)           | 31.3       |
| Quality of land administration index (0–30)                   | 5.5     |   |       | Strength of insolvency framework index (0–16) | 7.0        |
| <b>SURINAME</b>   |         | <b>Latin America &amp; Caribbean</b>            |       | <b>GNI per capita (US\$)</b>                  |            |
| Ease of doing business rank (1–190)                           | 165     | Ease of doing business score (0–100)            | 48.05 | Population                                    | 563,402    |
| <b>Starting a business</b> (rank)                             | 182     | <b>Getting credit</b> (rank)                    | 178   | <b>Trading across borders</b> (rank)          | 87         |
| Score for starting a business (0–100)                         | 60.71   | Score for getting credit (0–100)                | 10.00 | Score for trading across borders (0–100)      | 75.02      |
| Procedures (number)   | 8.5     | Strength of legal rights index (0–12)           | 2     | Time to export                                |            |
| Time (days)   | 66.5    | Depth of credit information index (0–8)         | 0     | Documentary compliance (hours)                | 12         |
| Cost (% of income per capita)                                 | 93.4    | Credit bureau coverage (% of adults)            | 0.0   | Border compliance (hours)                     | 84         |
| Minimum capital (% of income per capita)                      | 0.0     | Credit registry coverage (% of adults)          | 0.0   | Cost to export                                |            |
|   |         |   |       | Documentary compliance (US\$)                 | 40         |
| <b>Dealing with construction permits</b> (rank)               | 114     | <b>Protecting minority investors</b> (rank)     | 168   | Border compliance (US\$)                      | 468        |
| Score for dealing with construction permits (0–100)           | 66.37   | Score for protecting minority investors (0–100) | 35.00 | Time to import                                |            |
| Procedures (number)   | 10      | Extent of disclosure index (0–10)               | 1     | Documentary compliance (hours)                | 24         |
| Time (days)   | 223     | Extent of director liability index (0–10)       | 0     | Border compliance (hours)                     | 48         |
| Cost (% of warehouse value)                                   | 0.2     | Ease of shareholder suits index (0–10)          | 6     | Cost to import                                |            |
| Building quality control index (0–15)                         | 6.5     | Extent of shareholder rights index (0–10)       | 8     | Documentary compliance (US\$)                 | 40         |
|   |         | Extent of ownership and control index (0–10)    | 4     | Border compliance (US\$)                      | 658        |
|   |         | Extent of corporate transparency index (0–10)   | 2     |   |            |
| <b>Getting electricity</b> (rank)                             | 138     | <b>Paying taxes</b> (rank)                      | 105   | <b>Enforcing contracts</b> (rank)             | 187        |
| Score for getting electricity (0–100)                         | 58.21   | Score for paying taxes (0–100)                  | 69.44 | Score for enforcing contracts (0–100)         | 25.94      |
| Procedures (number)   | 4       | Payments (number per year)                      | 30    | Time (days)                                   | 1,715      |
| Time (days)   | 113     | Time (hours per year)                           | 199   | Cost (% of claim value)                       | 37.1       |
| Cost (% of income per capita)                                 | 743.2   | Total tax and contribution rate (% of profit)   | 27.9  | Quality of judicial processes index (0–18)    | 3.5        |
| Reliability of supply and transparency of tariffs index (0–8) | 0       | Postfiling index (0–100)                        | 48.39 |   |            |
| <b>Registering property</b> (rank)                            | 160     |   |       | <b>Resolving insolvency</b> (rank)            | 138        |
| Score for registering property (0–100)                        | 45.95   |   |       | Score for resolving insolvency (0–100)        | 33.80      |
| Procedures (number)   | 6       |   |       | Time (years)                                  | 5.0        |
| Time (days)   | 46      |   |       | Cost (% of estate)                            | 30.0       |
| Cost (% of property value)                                    | 13.7    |   |       | Recovery rate (cents on the dollar)           | 7.6        |
| Quality of land administration index (0–30)                   | 11.5    |   |       | Strength of insolvency framework index (0–16) | 9.5        |
| <b>SWEDEN</b>   |         | <b>OECD high income</b>                         |       | <b>GNI per capita (US\$)</b>                  |            |
| Ease of doing business rank (1–190)                           | 12      | Ease of doing business score (0–100)            | 81.27 | Population                                    | 10,067,744 |
| <b>Starting a business</b> (rank)                             | 18      | <b>Getting credit</b> (rank)                    | 85    | <b>Trading across borders</b> (rank)          | 18         |
| Score for starting a business (0–100)                         | 94.69   | Score for getting credit (0–100)                | 55.00 | Score for trading across borders (0–100)      | 98.04      |
| Procedures (number)   | 3       | Strength of legal rights index (0–12)           | 6     | Time to export                                |            |
| Time (days)   | 7       | Depth of credit information index (0–8)         | 5     | Documentary compliance (hours)                | 1          |
| Cost (% of income per capita)                                 | 0.5     | Credit bureau coverage (% of adults)            | 100.0 | Border compliance (hours)                     | 2          |
| Minimum capital (% of income per capita)                      | 10.8    | Credit registry coverage (% of adults)          | 0.0   | Cost to export                                |            |
|   |         |   |       | Documentary compliance (US\$)                 | 40         |
| <b>Dealing with construction permits</b> (rank)               | 25      | <b>Protecting minority investors</b> (rank)     | 33    | Border compliance (US\$)                      | 55         |
| Score for dealing with construction permits (0–100)           | 77.97   | Score for protecting minority investors (0–100) | 68.33 | Time to import                                |            |
| Procedures (number)   | 8       | Extent of disclosure index (0–10)               | 8     | Documentary compliance (hours)                | 1          |
| Time (days)   | 117     | Extent of director liability index (0–10)       | 4     | Border compliance (hours)                     | 0          |
| Cost (% of warehouse value)                                   | 2.0     | Ease of shareholder suits index (0–10)          | 7     | Cost to import                                |            |
| Building quality control index (0–15)                         | 9.0     | Extent of shareholder rights index (0–10)       | 7     | Documentary compliance (US\$)                 | 0          |
|   |         | Extent of ownership and control index (0–10)    | 7     | Border compliance (US\$)                      | 0          |
|   |         | Extent of corporate transparency index (0–10)   | 8     |   |            |
| <b>Getting electricity</b> (rank)                             | 9       | <b>Paying taxes</b> (rank)                      | 27    | <b>Enforcing contracts</b> (rank)             | 38         |
| Score for getting electricity (0–100)                         | 96.21   | Score for paying taxes (0–100)                  | 85.28 | Score for enforcing contracts (0–100)         | 67.61      |
| Procedures (number)   | 3       | Payments (number per year)                      | 6     | Time (days)                                   | 483        |
| Time (days)   | 52      | Time (hours per year)                           | 122   | Cost (% of claim value)                       | 30.4       |
| Cost (% of income per capita)                                 | 30.2    | Total tax and contribution rate (% of profit)   | 49.1  | Quality of judicial processes index (0–18)    | 12.0       |
| Reliability of supply and transparency of tariffs index (0–8) | 8       | Postfiling index (0–100)                        | 90.75 |   |            |
| <b>Registering property</b> (rank)                            | 10      |   |       | <b>Resolving insolvency</b> (rank)            | 17         |
| Score for registering property (0–100)                        | 90.11   |   |       | Score for resolving insolvency (0–100)        | 79.46      |
| Procedures (number)   | 1       |   |       | Time (years)                                  | 2.0        |
| Time (days)   | 7       |   |       | Cost (% of estate)                            | 9.0        |
| Cost (% of property value)                                    | 4.3     |   |       | Recovery rate (cents on the dollar)           | 78.0       |
| Quality of land administration index (0–30)                   | 27.5    |   |       | Strength of insolvency framework index (0–16) | 12.0       |

Note: Most indicator sets refer to a case scenario in the largest business city of an economy, though for 11 economies the data are a population-weighted average for the two largest business cities. For some indicators a result of "no practice" may be recorded for an economy; see the data notes for more details. In starting a business, procedures (number), time (days) and cost (% of income per capita) are calculated as the average of both men and women. For the postfiling index, a result of "not applicable" may be recorded for an economy.



✓ Reform making it easier to do business ✗ Change making it more difficult to do business

| SWITZERLAND   |             | OECD high income                                |       | GNI per capita (US\$)                         |            |
|---|-------------|---|-------|---|------------|
| Ease of doing business rank (1–190)                           | 38          | Ease of doing business score (0–100)            | 75.69 | Population                                    | 8,466,017  |
| <b>Starting a business</b> (rank)                             | 77          | <b>Getting credit</b> (rank)                    | 73    | <b>Trading across borders</b> (rank)          | 39         |
| Score for starting a business (0–100)                         | 88.41       | Score for getting credit (0–100)                | 60.00 | Score for trading across borders (0–100)      | 91.79      |
| Procedures (number)   | 6           | Strength of legal rights index (0–12)           | 6     | Time to export                                |            |
| Time (days)   | 10          | Depth of credit information index (0–8)         | 6     | Documentary compliance (hours)                | 2          |
| Cost (% of income per capita)                                 | 2.3         | Credit bureau coverage (% of adults)            | 25.4  | Border compliance (hours)                     | 1          |
| Minimum capital (% of income per capita)                      | 25.0        | Credit registry coverage (% of adults)          | 0.0   | Cost to export                                |            |
|   |             |   |       | Documentary compliance (US\$)                 | 75         |
| <b>Dealing with construction permits</b> (rank)               | 69          | <b>Protecting minority investors</b> (rank)     | 110   | Border compliance (US\$)                      | 201        |
| Score for starting a business (0–100)                         | 71.75       | Score for protecting minority investors (0–100) | 50.00 | Time to import                                |            |
| Procedures (number)   | 13          | Extent of disclosure index (0–10)               | 0     | Documentary compliance (hours)                | 2          |
| Time (days)   | 156         | Extent of director liability index (0–10)       | 5     | Border compliance (hours)                     | 1          |
| Cost (% of warehouse value)                                   | 0.7         | Ease of shareholder suits index (0–10)          | 5     | Cost to import                                |            |
| Building quality control index (0–15)                         | 9.0         | Extent of shareholder rights index (0–10)       | 8     | Documentary compliance (US\$)                 | 75         |
|   |             | Extent of ownership and control index (0–10)    | 5     | Border compliance (US\$)                      | 201        |
|   |             | Extent of corporate transparency index (0–10)   | 7     |   |            |
| <b>Getting electricity</b> (rank)                             | 11          | <b>Paying taxes</b> (rank)                      | 20    | <b>Enforcing contracts</b> (rank)             | 55         |
| Score for getting electricity (0–100)                         | 94.41       | Score for paying taxes (0–100)                  | 87.66 | Score for enforcing contracts (0–100)         | 64.09      |
| Procedures (number)   | 3           | Payments (number per year)                      | 19    | Time (days)                                   | 598        |
| Time (days)   | 39          | Time (hours per year)                           | 63    | Cost (% of claim value)                       | 24.0       |
| Cost (% of income per capita)                                 | 58.1        | Total tax and contribution rate (% of profit)   | 28.8  | Quality of judicial processes index (0–18)    | 10.5       |
| Reliability of supply and transparency of tariffs index (0–8) | 7           | Postfiling index (0–100)                        | 83.21 |   |            |
| <b>Registering property</b> (rank)                            | 16          |   |       | <b>Resolving insolvency</b> (rank)            | 46         |
| Score for registering property (0–100)                        | 86.12       |   |       | Score for resolving insolvency (0–100)        | 62.67      |
| Procedures (number)   | 4           |   |       | Time (years)                                  | 3.0        |
| Time (days)   | 16          |   |       | Cost (% of estate)                            | 4.5        |
| Cost (% of property value)                                    | 0.3         |   |       | Recovery rate (cents on the dollar)           | 46.8       |
| Quality of land administration index (0–30)                   | 23.5        |   |       | Strength of insolvency framework index (0–16) | 12.0       |
| SYRIAN ARAB REPUBLIC  |             | Middle East & North Africa                      |       | GNI per capita (US\$)                         |            |
| Ease of doing business rank (1–190)                           | 179         | Ease of doing business score (0–100)            | 41.57 | Population                                    | 18,269,868 |
| <b>Starting a business</b> (rank)                             | 136         | <b>Getting credit</b> (rank)                    | 175   | <b>Trading across borders</b> (rank)          | 178        |
| Score for starting a business (0–100)                         | 80.99       | Score for getting credit (0–100)                | 15.00 | Score for trading across borders (0–100)      | 29.83      |
| Procedures (number)   | 7.5         | Strength of legal rights index (0–12)           | 1     | Time to export                                |            |
| Time (days)   | 15.5        | Depth of credit information index (0–8)         | 2     | Documentary compliance (hours)                | 48         |
| Cost (% of income per capita)                                 | 7.6         | Credit bureau coverage (% of adults)            | 0.0   | Border compliance (hours)                     | 84         |
| Minimum capital (% of income per capita)                      | 75.7        | Credit registry coverage (% of adults)          | 7.3   | Cost to export                                |            |
|   |             |   |       | Documentary compliance (US\$)                 | 725        |
| <b>Dealing with construction permits</b> (rank)               | 186         | <b>Protecting minority investors</b> (rank)     | 95    | Border compliance (US\$)                      | 1,113      |
| Score for starting a business (0–100)                         | 0.00        | Score for protecting minority investors (0–100) | 53.33 | Time to import                                |            |
| Procedures (number)   | no practice | Extent of disclosure index (0–10)               | 7     | Documentary compliance (hours)                | 149        |
| Time (days)   | no practice | Extent of director liability index (0–10)       | 5     | Border compliance (hours)                     | 141        |
| Cost (% of warehouse value)                                   | no practice | Ease of shareholder suits index (0–10)          | 3     | Cost to import                                |            |
| Building quality control index (0–15)                         | no practice | Extent of shareholder rights index (0–10)       | 6     | Documentary compliance (US\$)                 | 742        |
|   |             | Extent of ownership and control index (0–10)    | 5     | Border compliance (US\$)                      | 828        |
|   |             | Extent of corporate transparency index (0–10)   | 6     |   |            |
| <b>Getting electricity</b> (rank)                             | 158         | <b>Paying taxes</b> (rank)                      | 85    | <b>Enforcing contracts</b> (rank)             | 161        |
| Score for getting electricity (0–100)                         | 52.07       | Score for paying taxes (0–100)                  | 73.97 | Score for enforcing contracts (0–100)         | 42.58      |
| Procedures (number)   | 5           | Payments (number per year)                      | 20    | Time (days)                                   | 872        |
| Time (days)   | 146         | Time (hours per year)                           | 336   | Cost (% of claim value)                       | 29.3       |
| Cost (% of income per capita)                                 | 223.1       | Total tax and contribution rate (% of profit)   | 42.7  | Quality of judicial processes index (0–18)    | 4.0        |
| Reliability of supply and transparency of tariffs index (0–8) | 0           | Postfiling index (0–100)                        | 92.20 |   |            |
| <b>Registering property</b> (rank)                            | 157         |   |       | <b>Resolving insolvency</b> (rank)            | 163        |
| Score for registering property (0–100)                        | 46.88       |   |       | Score for resolving insolvency (0–100)        | 21.10      |
| Procedures (number)   | 4           |   |       | Time (years)                                  | 4.1        |
| Time (days)   | 48          |   |       | Cost (% of estate)                            | 16.0       |
| Cost (% of property value)                                    | 28.0        |   |       | Recovery rate (cents on the dollar)           | 10.2       |
| Quality of land administration index (0–30)                   | 10.5        |   |       | Strength of insolvency framework index (0–16) | 5.0        |
| TAIWAN, CHINA   |             | East Asia & Pacific                             |       | GNI per capita (US\$)                         |            |
| Ease of doing business rank (1–190)                           | 13          | Ease of doing business score (0–100)            | 80.90 | Population                                    | 23,571,227 |
| <b>Starting a business</b> (rank)                             | 20          | <b>Getting credit</b> (rank)                    | 99    | <b>Trading across borders</b> (rank)          | 58         |
| Score for starting a business (0–100)                         | 94.43       | Score for getting credit (0–100)                | 50.00 | Score for trading across borders (0–100)      | 84.94      |
| Procedures (number)   | 3           | Strength of legal rights index (0–12)           | 2     | Time to export                                |            |
| Time (days)   | 10          | Depth of credit information index (0–8)         | 8     | Documentary compliance (hours)                | 5          |
| Cost (% of income per capita)                                 | 1.9         | Credit bureau coverage (% of adults)            | 100.0 | Border compliance (hours)                     | 17         |
| Minimum capital (% of income per capita)                      | 0.0         | Credit registry coverage (% of adults)          | 0.0   | Cost to export                                |            |
|   |             |   |       | Documentary compliance (US\$)                 | 84         |
| ✓ <b>Dealing with construction permits</b> (rank)             | 2           | ✓ <b>Protecting minority investors</b> (rank)   | 15    | Border compliance (US\$)                      | 335        |
| Score for starting a business (0–100)                         | 87.11       | Score for protecting minority investors (0–100) | 75.00 | Time to import                                |            |
| Procedures (number)   | 10          | Extent of disclosure index (0–10)               | 9     | Documentary compliance (hours)                | 4          |
| Time (days)   | 82          | Extent of director liability index (0–10)       | 5     | Border compliance (hours)                     | 47         |
| Cost (% of warehouse value)                                   | 0.4         | Ease of shareholder suits index (0–10)          | 7     | Cost to import                                |            |
| Building quality control index (0–15)                         | 13.0        | Extent of shareholder rights index (0–10)       | 7     | Documentary compliance (US\$)                 | 65         |
|   |             | Extent of ownership and control index (0–10)    | 7     | Border compliance (US\$)                      | 340        |
|   |             | Extent of corporate transparency index (0–10)   | 10    |   |            |
| <b>Getting electricity</b> (rank)                             | 8           | <b>Paying taxes</b> (rank)                      | 29    | <b>Enforcing contracts</b> (rank)             | 11         |
| Score for getting electricity (0–100)                         | 96.32       | Score for paying taxes (0–100)                  | 85.10 | Score for enforcing contracts (0–100)         | 75.11      |
| Procedures (number)   | 3           | Payments (number per year)                      | 11    | Time (days)                                   | 510        |
| Time (days)   | 22          | Time (hours per year)                           | 221   | Cost (% of claim value)                       | 18.3       |
| Cost (% of income per capita)                                 | 38.6        | Total tax and contribution rate (% of profit)   | 34.6  | Quality of judicial processes index (0–18)    | 14.0       |
| Reliability of supply and transparency of tariffs index (0–8) | 7           | Postfiling index (0–100)                        | 92.21 |   |            |
| <b>Registering property</b> (rank)                            | 19          |   |       | <b>Resolving insolvency</b> (rank)            | 23         |
| Score for registering property (0–100)                        | 83.89       |   |       | Score for resolving insolvency (0–100)        | 77.06      |
| Procedures (number)   | 3           |   |       | Time (years)                                  | 1.9        |
| Time (days)   | 4           |   |       | Cost (% of estate)                            | 4.0        |
| Cost (% of property value)                                    | 6.2         |   |       | Recovery rate (cents on the dollar)           | 82.2       |
| Quality of land administration index (0–30)                   | 28.5        |   |       | Strength of insolvency framework index (0–16) | 10.5       |

Note: Most indicator sets refer to a case scenario in the largest business city of an economy, though for 11 economies the data are a population-weighted average for the two largest business cities. For some indicators a result of “no practice” may be recorded for an economy; see the data notes for more details. In starting a business, procedures (number), time (days) and cost (% of income per capita) are calculated as the average of both men and women. For the postfiling index, a result of “not applicable” may be recorded for an economy.



✓ Reform making it easier to do business ✗ Change making it more difficult to do business

| <b>TAJIKISTAN</b>   |       | <b>Europe &amp; Central Asia</b>                |       | <b>GNI per capita (US\$)</b>                  |            |
|---|-------|---|-------|---|------------|
| Ease of doing business rank (1–190)                           | 126   | Ease of doing business score (0–100)            | 57.11 | Population                                    | 8,921,343  |
| <b>Starting a business</b> (rank)                             | 60    | <b>Getting credit</b> (rank)                    | 124   | ✓ <b>Trading across borders</b> (rank)        | 148        |
| Score for starting a business (0–100)                         | 90.70 | Score for getting credit (0–100)                | 40.00 | Score for trading across borders (0–100)      | 59.06      |
| Procedures (number)   | 4     | Strength of legal rights index (0–12)           | 1     | Time to export                                |            |
| Time (days)   | 11    | Depth of credit information index (0–8)         | 7     | Documentary compliance (hours)                | 66         |
| Cost (% of income per capita)                                 | 18.0  | Credit bureau coverage (% of adults)            | 44.9  | Border compliance (hours)                     | 51         |
| Minimum capital (% of income per capita)                      | 0.0   | Credit registry coverage (% of adults)          | 0.0   | Cost to export                                |            |
|   |       |   |       | Documentary compliance (US\$)                 | 330        |
| <b>Dealing with construction permits</b> (rank)               | 135   | <b>Protecting minority investors</b> (rank)     | 38    | Border compliance (US\$)                      | 313        |
| Score for dealing with construction permits (0–100)           | 61.26 | Score for protecting minority investors (0–100) | 66.67 | Time to import                                |            |
| Procedures (number)   | 25    | Extent of disclosure index (0–10)               | 8     | Documentary compliance (hours)                | 126        |
| Time (days)   | 182   | Extent of director liability index (0–10)       | 6     | Border compliance (hours)                     | 107        |
| Cost (% of warehouse value)                                   | 2.0   | Ease of shareholder suits index (0–10)          | 6     | Cost to import                                |            |
| Building quality control index (0–15)                         | 12.0  | Extent of shareholder rights index (0–10)       | 9     | Documentary compliance (US\$)                 | 260        |
|   |       | Extent of ownership and control index (0–10)    | 4     | Border compliance (US\$)                      | 223        |
|   |       | Extent of corporate transparency index (0–10)   | 7     |   |            |
| <b>Getting electricity</b> (rank)                             | 173   | <b>Paying taxes</b> (rank)                      | 136   | <b>Enforcing contracts</b> (rank)             | 61         |
| Score for getting electricity (0–100)                         | 34.74 | Score for getting credit (0–100)                | 61.35 | Score for enforcing contracts (0–100)         | 62.56      |
| Procedures (number)   | 9     | Score for paying taxes (0–100)                  | 6     | Time (days)                                   | 430        |
| Time (days)   | 133   | Payments (number per year)                      | 6     | Cost (% of claim value)                       | 25.5       |
| Cost (% of income per capita)                                 | 893.0 | Time (hours per year)                           | 224   | Quality of judicial processes index (0–18)    | 7.5        |
| Reliability of supply and transparency of tariffs index (0–8) | 0     | Total tax and contribution rate (% of profit)   | 67.3  |   |            |
|   |       | Postfiling index (0–100)                        | 40.40 | <b>Resolving insolvency</b> (rank)            | 146        |
| <b>Registering property</b> (rank)                            | 91    |   |       | Score for resolving insolvency (0–100)        | 30.90      |
| Score for registering property (0–100)                        | 63.86 |   |       | Time (years)                                  | 1.7        |
| Procedures (number)   | 5     |   |       | Cost (% of estate)                            | 9.0        |
| Time (days)   | 36    |   |       | Recovery rate (cents on the dollar)           | 34.2       |
| Cost (% of property value)                                    | 2.9   |   |       | Strength of insolvency framework index (0–16) | 4.0        |
| Quality of land administration index (0–30)                   | 7.5   |   |       |   |            |
| <b>TANZANIA</b>   |       | <b>Sub-Saharan Africa</b>                       |       | <b>GNI per capita (US\$)</b>                  |            |
| Ease of doing business rank (1–190)                           | 144   | Ease of doing business score (0–100)            | 53.63 | Population                                    | 57,310,019 |
| ✓ <b>Starting a business</b> (rank)                           | 163   | <b>Getting credit</b> (rank)                    | 60    | <b>Trading across borders</b> (rank)          | 183        |
| Score for starting a business (0–100)                         | 72.65 | Score for getting credit (0–100)                | 65.00 | Score for trading across borders (0–100)      | 20.21      |
| Procedures (number)   | 10    | Strength of legal rights index (0–12)           | 5     | Time to export                                |            |
| Time (days)   | 27.5  | Depth of credit information index (0–8)         | 8     | Documentary compliance (hours)                | 96         |
| Cost (% of income per capita)                                 | 58.7  | Credit bureau coverage (% of adults)            | 6.0   | Border compliance (hours)                     | 96         |
| Minimum capital (% of income per capita)                      | 0.0   | Credit registry coverage (% of adults)          | 0.0   | Cost to export                                |            |
|   |       |   |       | Documentary compliance (US\$)                 | 275        |
| <b>Dealing with construction permits</b> (rank)               | 150   | <b>Protecting minority investors</b> (rank)     | 131   | Border compliance (US\$)                      | 1,160      |
| Score for dealing with construction permits (0–100)           | 57.10 | Score for protecting minority investors (0–100) | 45.00 | Time to import                                |            |
| Procedures (number)   | 24    | Extent of disclosure index (0–10)               | 2     | Documentary compliance (hours)                | 240        |
| Time (days)   | 184   | Extent of director liability index (0–10)       | 6     | Border compliance (hours)                     | 402        |
| Cost (% of warehouse value)                                   | 6.0   | Ease of shareholder suits index (0–10)          | 8     | Cost to import                                |            |
| Building quality control index (0–15)                         | 12.0  | Extent of shareholder rights index (0–10)       | 4     | Documentary compliance (US\$)                 | 375        |
|   |       | Extent of ownership and control index (0–10)    | 2     | Border compliance (US\$)                      | 1,350      |
|   |       | Extent of corporate transparency index (0–10)   | 5     |   |            |
| <b>Getting electricity</b> (rank)                             | 83    | <b>Paying taxes</b> (rank)                      | 167   | <b>Enforcing contracts</b> (rank)             | 64         |
| Score for getting electricity (0–100)                         | 74.61 | Score for getting credit (0–100)                | 50.85 | Score for enforcing contracts (0–100)         | 61.66      |
| Procedures (number)   | 4     | Score for paying taxes (0–100)                  | 60    | Time (days)                                   | 515        |
| Time (days)   | 105   | Payments (number per year)                      | 207   | Cost (% of claim value)                       | 14.3       |
| Cost (% of income per capita)                                 | 775.2 | Time (hours per year)                           | 44.0  | Quality of judicial processes index (0–18)    | 6.0        |
| Reliability of supply and transparency of tariffs index (0–8) | 5     | Total tax and contribution rate (% of profit)   | 48.39 |   |            |
|   |       | Postfiling index (0–100)                        |       | <b>Resolving insolvency</b> (rank)            | 117        |
| <b>Registering property</b> (rank)                            | 146   |   |       | Score for resolving insolvency (0–100)        | 39.04      |
| Score for registering property (0–100)                        | 50.14 |   |       | Time (years)                                  | 3.0        |
| Procedures (number)   | 8     |   |       | Cost (% of estate)                            | 22.0       |
| Time (days)   | 67    |   |       | Recovery rate (cents on the dollar)           | 20.3       |
| Cost (% of property value)                                    | 5.2   |   |       | Strength of insolvency framework index (0–16) | 9.0        |
| Quality of land administration index (0–30)                   | 7.5   |   |       |   |            |
| <b>THAILAND</b>   |       | <b>East Asia &amp; Pacific</b>                  |       | <b>GNI per capita (US\$)</b>                  |            |
| Ease of doing business rank (1–190)                           | 27    | Ease of doing business score (0–100)            | 78.45 | Population                                    | 69,037,513 |
| ✓ <b>Starting a business</b> (rank)                           | 39    | <b>Getting credit</b> (rank)                    | 44    | ✓ <b>Trading across borders</b> (rank)        | 59         |
| Score for starting a business (0–100)                         | 92.72 | Score for getting credit (0–100)                | 70.00 | Score for trading across borders (0–100)      | 84.65      |
| Procedures (number)   | 5     | Strength of legal rights index (0–12)           | 7     | Time to export                                |            |
| Time (days)   | 4.5   | Depth of credit information index (0–8)         | 7     | Documentary compliance (hours)                | 11         |
| Cost (% of income per capita)                                 | 3.1   | Credit bureau coverage (% of adults)            | 60.2  | Border compliance (hours)                     | 44         |
| Minimum capital (% of income per capita)                      | 0.0   | Credit registry coverage (% of adults)          | 0.0   | Cost to export                                |            |
|   |       |   |       | Documentary compliance (US\$)                 | 97         |
| <b>Dealing with construction permits</b> (rank)               | 67    | <b>Protecting minority investors</b> (rank)     | 15    | Border compliance (US\$)                      | 223        |
| Score for dealing with construction permits (0–100)           | 71.86 | Score for protecting minority investors (0–100) | 75.00 | Time to import                                |            |
| Procedures (number)   | 19    | Extent of disclosure index (0–10)               | 10    | Documentary compliance (hours)                | 4          |
| Time (days)   | 118   | Extent of director liability index (0–10)       | 7     | Border compliance (hours)                     | 50         |
| Cost (% of warehouse value)                                   | 0.7   | Ease of shareholder suits index (0–10)          | 8     | Cost to import                                |            |
| Building quality control index (0–15)                         | 11.0  | Extent of shareholder rights index (0–10)       | 6     | Documentary compliance (US\$)                 | 43         |
|   |       | Extent of ownership and control index (0–10)    | 7     | Border compliance (US\$)                      | 233        |
|   |       | Extent of corporate transparency index (0–10)   | 7     |   |            |
| ✓ <b>Getting electricity</b> (rank)                           | 6     | ✓ <b>Paying taxes</b> (rank)                    | 59    | <b>Enforcing contracts</b> (rank)             | 35         |
| Score for getting electricity (0–100)                         | 98.57 | Score for getting credit (0–100)                | 77.72 | Score for enforcing contracts (0–100)         | 67.91      |
| Procedures (number)   | 3     | Score for paying taxes (0–100)                  | 21    | Time (days)                                   | 420        |
| Time (days)   | 30    | Payments (number per year)                      | 229   | Cost (% of claim value)                       | 16.9       |
| Cost (% of income per capita)                                 | 40.4  | Time (hours per year)                           | 29.5  | Quality of judicial processes index (0–18)    | 8.5        |
| Reliability of supply and transparency of tariffs index (0–8) | 8     | Total tax and contribution rate (% of profit)   | 73.41 |   |            |
|   |       | Postfiling index (0–100)                        |       | <b>Resolving insolvency</b> (rank)            | 24         |
| <b>Registering property</b> (rank)                            | 66    |   |       | Score for resolving insolvency (0–100)        | 76.64      |
| Score for registering property (0–100)                        | 69.47 |   |       | Time (years)                                  | 1.5        |
| Procedures (number)   | 5     |   |       | Cost (% of estate)                            | 18.0       |
| Time (days)   | 9     |   |       | Recovery rate (cents on the dollar)           | 69.8       |
| Cost (% of property value)                                    | 7.2   |   |       | Strength of insolvency framework index (0–16) | 12.5       |
| Quality of land administration index (0–30)                   | 19.0  |   |       |   |            |

Note: Most indicator sets refer to a case scenario in the largest business city of an economy, though for 11 economies the data are a population-weighted average for the two largest business cities. For some indicators a result of “no practice” may be recorded for an economy; see the data notes for more details. In starting a business, procedures (number), time (days) and cost (% of income per capita) are calculated as the average of both men and women. For the postfiling index, a result of “not applicable” may be recorded for an economy.

✓ Reform making it easier to do business ✗ Change making it more difficult to do business

| <b>TIMOR-LESTE</b>  |             | <b>East Asia &amp; Pacific</b>                  |       | <b>GNI per capita (US\$)</b>                  |             |
|---|-------------|---|-------|---|-------------|
| Ease of doing business rank (1–190)                           | 178         | Ease of doing business score (0–100)            | 41.60 | Population                                    | 1,296,311   |
| ✓ <b>Starting a business</b> (rank)                           | 68          | <b>Getting credit</b> (rank)                    | 172   | <b>Trading across borders</b> (rank)          | 104         |
| Score for starting a business (0–100)                         | 89.41       | Score for getting credit (0–100)                | 20.00 | Score for trading across borders (0–100)      | 69.90       |
| Procedures (number)   | 6           | Strength of legal rights index (0–12)           | 0     | Time to export                                |             |
| Time (days)   | 13          | Depth of credit information index (0–8)         | 4     | Documentary compliance (hours)                | 33          |
| Cost (% of income per capita)                                 | 0.6         | Credit bureau coverage (% of adults)            | 0.0   | Border compliance (hours)                     | 96          |
| Minimum capital (% of income per capita)                      | 0.2         | Credit registry coverage (% of adults)          | 7.2   | Cost to export                                |             |
|   |             |   |       | Documentary compliance (US\$)                 | 100         |
| <b>Dealing with construction permits</b> (rank)               | 161         | <b>Protecting minority investors</b> (rank)     | 99    | Border compliance (US\$)                      | 350         |
| Score for dealing with construction permits (0–100)           | 55.33       | Score for protecting minority investors (0–100) | 51.67 | Time to import                                |             |
| Procedures (number)   | 16          | Extent of disclosure index (0–10)               | 5     | Documentary compliance (hours)                | 44          |
| Time (days)   | 207         | Extent of director liability index (0–10)       | 4     | Border compliance (hours)                     | 100         |
| Cost (% of warehouse value)                                   | 0.5         | Ease of shareholder suits index (0–10)          | 5     | Cost to import                                |             |
| Building quality control index (0–15)                         | 3.0         | Extent of shareholder rights index (0–10)       | 8     | Documentary compliance (US\$)                 | 115         |
|   |             | Extent of ownership and control index (0–10)    | 4     | Border compliance (US\$)                      | 410         |
|   |             | Extent of corporate transparency index (0–10)   | 5     |   |             |
| <b>Getting electricity</b> (rank)                             | 123         | <b>Paying taxes</b> (rank)                      | 140   | <b>Enforcing contracts</b> (rank)             | 190         |
| Score for getting electricity (0–100)                         | 63.24       | Score for paying taxes (0–100)                  | 60.32 | Score for enforcing contracts (0–100)         | 6.13        |
| Procedures (number)   | 3           | Payments (number per year)                      | 18    | Time (days)                                   | 1,285       |
| Time (days)   | 93          | Time (hours per year)                           | 276   | Cost (% of claim value)                       | 163.2       |
| Cost (% of income per capita)                                 | 1,170.2     | Total tax and contribution rate (% of profit)   | 11.2  | Quality of judicial processes index (0–18)    | 2.5         |
| Reliability of supply and transparency of tariffs index (0–8) | 0           | Postfiling index (0–100)                        | 1.38  |   |             |
| <b>Registering property</b> (rank)                            | 187         |   |       | <b>Resolving insolvency</b> (rank)            | 168         |
| Score for registering property (0–100)                        | 0.00        |   |       | Score for resolving insolvency (0–100)        | 0.00        |
| Procedures (number)   | no practice |   |       | Time (years)                                  | no practice |
| Time (days)   | no practice |   |       | Cost (% of estate)                            | no practice |
| Cost (% of property value)                                    | no practice |   |       | Recovery rate (cents on the dollar)           | 0.0         |
| Quality of land administration index (0–30)                   | no practice |   |       | Strength of insolvency framework index (0–16) | 0.0         |
| <b>TOGO</b>   |             | <b>Sub-Saharan Africa</b>                       |       | <b>GNI per capita (US\$)</b>                  |             |
| Ease of doing business rank (1–190)                           | 137         | Ease of doing business score (0–100)            | 55.20 | Population                                    | 7,797,694   |
| ✓ <b>Starting a business</b> (rank)                           | 74          | <b>Getting credit</b> (rank)                    | 144   | <b>Trading across borders</b> (rank)          | 129         |
| Score for starting a business (0–100)                         | 88.70       | Score for getting credit (0–100)                | 30.00 | Score for trading across borders (0–100)      | 63.66       |
| Procedures (number)   | 4           | Strength of legal rights index (0–12)           | 6     | Time to export                                |             |
| Time (days)   | 5.5         | Depth of credit information index (0–8)         | 0     | Documentary compliance (hours)                | 11          |
| Cost (% of income per capita)                                 | 41.7        | Credit bureau coverage (% of adults)            | 0.4   | Border compliance (hours)                     | 67          |
| Minimum capital (% of income per capita)                      | 6.7         | Credit registry coverage (% of adults)          | 0.6   | Cost to export                                |             |
|   |             |   |       | Documentary compliance (US\$)                 | 25          |
| ✓ <b>Dealing with construction permits</b> (rank)             | 133         | <b>Protecting minority investors</b> (rank)     | 149   | Border compliance (US\$)                      | 163         |
| Score for dealing with construction permits (0–100)           | 61.79       | Score for protecting minority investors (0–100) | 40.00 | Time to import                                |             |
| Procedures (number)   | 11          | Extent of disclosure index (0–10)               | 7     | Documentary compliance (hours)                | 180         |
| Time (days)   | 163         | Extent of director liability index (0–10)       | 1     | Border compliance (hours)                     | 168         |
| Cost (% of warehouse value)                                   | 8.5         | Ease of shareholder suits index (0–10)          | 5     | Cost to import                                |             |
| Building quality control index (0–15)                         | 8.0         | Extent of shareholder rights index (0–10)       | 4     | Documentary compliance (US\$)                 | 252         |
|   |             | Extent of ownership and control index (0–10)    | 3     | Border compliance (US\$)                      | 612         |
|   |             | Extent of corporate transparency index (0–10)   | 4     |   |             |
| ✓ <b>Getting electricity</b> (rank)                           | 105         | ✓ <b>Paying taxes</b> (rank)                    | 172   | ✓ <b>Enforcing contracts</b> (rank)           | 137         |
| Score for getting electricity (0–100)                         | 69.96       | Score for paying taxes (0–100)                  | 47.33 | Score for enforcing contracts (0–100)         | 49.02       |
| Procedures (number)   | 3           | Payments (number per year)                      | 49    | Time (days)                                   | 488         |
| Time (days)   | 66          | Time (hours per year)                           | 159   | Cost (% of claim value)                       | 47.5        |
| Cost (% of income per capita)                                 | 2,979.8     | Total tax and contribution rate (% of profit)   | 48.2  | Quality of judicial processes index (0–18)    | 5.5         |
| Reliability of supply and transparency of tariffs index (0–8) | 3           | Postfiling index (0–100)                        | 14.85 |   |             |
| ✓ <b>Registering property</b> (rank)                          | 127         |   |       | <b>Resolving insolvency</b> (rank)            | 86          |
| Score for registering property (0–100)                        | 54.88       |   |       | Score for resolving insolvency (0–100)        | 46.65       |
| Procedures (number)   | 5           |   |       | Time (years)                                  | 3.0         |
| Time (days)   | 84          |   |       | Cost (% of estate)                            | 15.0        |
| Cost (% of property value)                                    | 5.9         |   |       | Recovery rate (cents on the dollar)           | 34.4        |
| Quality of land administration index (0–30)                   | 9.5         |   |       | Strength of insolvency framework index (0–16) | 9.0         |
| <b>TONGA</b>  |             | <b>East Asia &amp; Pacific</b>                  |       | <b>GNI per capita (US\$)</b>                  |             |
| Ease of doing business rank (1–190)                           | 91          | Ease of doing business score (0–100)            | 63.59 | Population                                    | 108,020     |
| <b>Starting a business</b> (rank)                             | 58          | <b>Getting credit</b> (rank)                    | 44    | <b>Trading across borders</b> (rank)          | 94          |
| Score for starting a business (0–100)                         | 90.88       | Score for getting credit (0–100)                | 70.00 | Score for trading across borders (0–100)      | 72.64       |
| Procedures (number)   | 4           | Strength of legal rights index (0–12)           | 10    | Time to export                                |             |
| Time (days)   | 16          | Depth of credit information index (0–8)         | 4     | Documentary compliance (hours)                | 108         |
| Cost (% of income per capita)                                 | 6.5         | Credit bureau coverage (% of adults)            | 23.3  | Border compliance (hours)                     | 52          |
| Minimum capital (% of income per capita)                      | 0.0         | Credit registry coverage (% of adults)          | 0.0   | Cost to export                                |             |
|   |             |   |       | Documentary compliance (US\$)                 | 70          |
| <b>Dealing with construction permits</b> (rank)               | 16          | <b>Protecting minority investors</b> (rank)     | 140   | Border compliance (US\$)                      | 201         |
| Score for dealing with construction permits (0–100)           | 81.05       | Score for protecting minority investors (0–100) | 41.67 | Time to import                                |             |
| Procedures (number)   | 13          | Extent of disclosure index (0–10)               | 3     | Documentary compliance (hours)                | 72          |
| Time (days)   | 77          | Extent of director liability index (0–10)       | 3     | Border compliance (hours)                     | 26          |
| Cost (% of warehouse value)                                   | 1.8         | Ease of shareholder suits index (0–10)          | 9     | Cost to import                                |             |
| Building quality control index (0–15)                         | 12.0        | Extent of shareholder rights index (0–10)       | 2     | Documentary compliance (US\$)                 | 148         |
|   |             | Extent of ownership and control index (0–10)    | 2     | Border compliance (US\$)                      | 330         |
|   |             | Extent of corporate transparency index (0–10)   | 6     |   |             |
| <b>Getting electricity</b> (rank)                             | 90          | <b>Paying taxes</b> (rank)                      | 100   | <b>Enforcing contracts</b> (rank)             | 94          |
| Score for getting electricity (0–100)                         | 73.18       | Score for paying taxes (0–100)                  | 70.56 | Score for enforcing contracts (0–100)         | 57.32       |
| Procedures (number)   | 5           | Payments (number per year)                      | 30    | Time (days)                                   | 350         |
| Time (days)   | 42          | Time (hours per year)                           | 200   | Cost (% of claim value)                       | 30.5        |
| Cost (% of income per capita)                                 | 83.0        | Total tax and contribution rate (% of profit)   | 27.5  | Quality of judicial processes index (0–18)    | 4.5         |
| Reliability of supply and transparency of tariffs index (0–8) | 3           | Postfiling index (0–100)                        | 52.53 |   |             |
| <b>Registering property</b> (rank)                            | 163         |   |       | <b>Resolving insolvency</b> (rank)            | 137         |
| Score for registering property (0–100)                        | 44.64       |   |       | Score for resolving insolvency (0–100)        | 33.99       |
| Procedures (number)   | 4           |   |       | Time (years)                                  | 2.7         |
| Time (days)   | 112         |   |       | Cost (% of estate)                            | 22.0        |
| Cost (% of property value)                                    | 15.1        |   |       | Recovery rate (cents on the dollar)           | 28.3        |
| Quality of land administration index (0–30)                   | 17.0        |   |       | Strength of insolvency framework index (0–16) | 6.0         |

Note: Most indicator sets refer to a case scenario in the largest business city of an economy, though for 11 economies the data are a population-weighted average for the two largest business cities. For some indicators a result of “no practice” may be recorded for an economy; see the data notes for more details. In starting a business, procedures (number), time (days) and cost (% of income per capita) are calculated as the average of both men and women. For the postfiling index, a result of “not applicable” may be recorded for an economy.

✓ Reform making it easier to do business ✗ Change making it more difficult to do business

| TRINIDAD AND TOBAGO   |       | Latin America & Caribbean                       |       | GNI per capita (US\$)                         |            |
|---|-------|---|-------|---|------------|
| Ease of doing business rank (1–190)                           | 105   | Ease of doing business score (0–100)            | 60.81 | Population                                    | 1,369,125  |
| <b>Starting a business</b> (rank)                             | 76    | <b>Getting credit</b> (rank)                    | 60    | <b>Trading across borders</b> (rank)          | 130        |
| Score for starting a business (0–100)                         | 88.57 | Score for getting credit (0–100)                | 65.00 | Score for trading across borders (0–100)      | 62.60      |
| Procedures (number)   | 7     | Strength of legal rights index (0–12)           | 7     | Time to export                                |            |
| Time (days)   | 10.5  | Depth of credit information index (0–8)         | 6     | Documentary compliance (hours)                | 32         |
| Cost (% of income per capita)                                 | 0.7   | Credit bureau coverage (% of adults)            | 79.2  | Border compliance (hours)                     | 60         |
| Minimum capital (% of income per capita)                      | 0.0   | Credit registry coverage (% of adults)          | 0.0   | Cost to export                                |            |
|   |       |   |       | Documentary compliance (US\$)                 | 250        |
| <b>Dealing with construction permits</b> (rank)               | 125   | <b>Protecting minority investors</b> (rank)     | 57    | Border compliance (US\$)                      | 499        |
| Score for dealing with construction permits (0–100)           | 64.20 | Score for protecting minority investors (0–100) | 61.67 | Time to import                                |            |
| Procedures (number)   | 16    | Extent of disclosure index (0–10)               | 4     | Documentary compliance (hours)                | 44         |
| Time (days)   | 253   | Extent of director liability index (0–10)       | 9     | Border compliance (hours)                     | 78         |
| Cost (% of warehouse value)                                   | 0.1   | Ease of shareholder suits index (0–10)          | 8     | Cost to import                                |            |
| Building quality control index (0–15)                         | 10.0  | Extent of shareholder rights index (0–10)       | 8     | Documentary compliance (US\$)                 | 250        |
|   |       | Extent of ownership and control index (0–10)    | 5     | Border compliance (US\$)                      | 635        |
|   |       | Extent of corporate transparency index (0–10)   | 3     |   |            |
| <b>Getting electricity</b> (rank)                             | 41    | ✗ <b>Paying taxes</b> (rank)                    | 166   | <b>Enforcing contracts</b> (rank)             | 174        |
| Score for getting electricity (0–100)                         | 84.30 | Score for paying taxes (0–100)                  | 50.97 | Score for enforcing contracts (0–100)         | 35.62      |
| Procedures (number)   | 4     | Payments (number per year)                      | 39    | Time (days)                                   | 1,340      |
| Time (days)   | 61    | Time (hours per year)                           | 210   | Cost (% of claim value)                       | 33.5       |
| Cost (% of income per capita)                                 | 199.0 | Total tax and contribution rate (% of profit)   | 39.7  | Quality of judicial processes index (0–18)    | 8.0        |
| Reliability of supply and transparency of tariffs index (0–8) | 6     | Postfiling index (0–100)                        | 8.00  |   |            |
| <b>Registering property</b> (rank)                            | 158   |   |       | <b>Resolving insolvency</b> (rank)            | 77         |
| Score for registering property (0–100)                        | 46.66 |   |       | Score for resolving insolvency (0–100)        | 48.48      |
| Procedures (number)   | 9     |   |       | Time (years)                                  | 2.5        |
| Time (days)   | 77    |   |       | Cost (% of estate)                            | 25.0       |
| Cost (% of property value)                                    | 7.1   |   |       | Recovery rate (cents on the dollar)           | 26.2       |
| Quality of land administration index (0–30)                   | 11.0  |   |       | Strength of insolvency framework index (0–16) | 11.0       |
| TUNISIA   |       | Middle East & North Africa                      |       | GNI per capita (US\$)                         |            |
| Ease of doing business rank (1–190)                           | 80    | Ease of doing business score (0–100)            | 66.11 | Population                                    | 11,532,127 |
| ✓ <b>Starting a business</b> (rank)                           | 63    | <b>Getting credit</b> (rank)                    | 99    | <b>Trading across borders</b> (rank)          | 101        |
| Score for starting a business (0–100)                         | 90.23 | Score for getting credit (0–100)                | 50.00 | Score for trading across borders (0–100)      | 70.50      |
| Procedures (number)   | 6     | Strength of legal rights index (0–12)           | 3     | Time to export                                |            |
| Time (days)   | 8     | Depth of credit information index (0–8)         | 7     | Documentary compliance (hours)                | 3          |
| Cost (% of income per capita)                                 | 4.3   | Credit bureau coverage (% of adults)            | 0.0   | Border compliance (hours)                     | 50         |
| Minimum capital (% of income per capita)                      | 0.0   | Credit registry coverage (% of adults)          | 28.8  | Cost to export                                |            |
|   |       |   |       | Documentary compliance (US\$)                 | 200        |
| <b>Dealing with construction permits</b> (rank)               | 77    | ✓ <b>Protecting minority investors</b> (rank)   | 83    | Border compliance (US\$)                      | 469        |
| Score for dealing with construction permits (0–100)           | 70.66 | Score for protecting minority investors (0–100) | 56.67 | Time to import                                |            |
| Procedures (number)   | 17    | Extent of disclosure index (0–10)               | 6     | Documentary compliance (hours)                | 27         |
| Time (days)   | 95    | Extent of director liability index (0–10)       | 7     | Border compliance (hours)                     | 80         |
| Cost (% of warehouse value)                                   | 5.9   | Ease of shareholder suits index (0–10)          | 5     | Cost to import                                |            |
| Building quality control index (0–15)                         | 12.0  | Extent of shareholder rights index (0–10)       | 5     | Documentary compliance (US\$)                 | 144        |
|   |       | Extent of ownership and control index (0–10)    | 4     | Border compliance (US\$)                      | 596        |
|   |       | Extent of corporate transparency index (0–10)   | 7     |   |            |
| <b>Getting electricity</b> (rank)                             | 51    | ✓ <b>Paying taxes</b> (rank)                    | 133   | <b>Enforcing contracts</b> (rank)             | 80         |
| Score for getting electricity (0–100)                         | 82.42 | Score for paying taxes (0–100)                  | 62.25 | Score for enforcing contracts (0–100)         | 59.33      |
| Procedures (number)   | 4     | Payments (number per year)                      | 8     | Time (days)                                   | 565        |
| Time (days)   | 65    | Time (hours per year)                           | 144   | Cost (% of claim value)                       | 21.8       |
| Cost (% of income per capita)                                 | 664.8 | Total tax and contribution rate (% of profit)   | 60.2  | Quality of judicial processes index (0–18)    | 7.0        |
| Reliability of supply and transparency of tariffs index (0–8) | 6     | Postfiling index (0–100)                        | 22.91 |   |            |
| ✓ <b>Registering property</b> (rank)                          | 87    |   |       | <b>Resolving insolvency</b> (rank)            | 67         |
| Score for registering property (0–100)                        | 64.89 |   |       | Score for resolving insolvency (0–100)        | 54.19      |
| Procedures (number)   | 4     |   |       | Time (years)                                  | 1.3        |
| Time (days)   | 39    |   |       | Cost (% of estate)                            | 7.0        |
| Cost (% of property value)                                    | 6.1   |   |       | Recovery rate (cents on the dollar)           | 51.3       |
| Quality of land administration index (0–30)                   | 13.0  |   |       | Strength of insolvency framework index (0–16) | 8.5        |
| TURKEY  |       | Europe & Central Asia                           |       | GNI per capita (US\$)                         |            |
| Ease of doing business rank (1–190)                           | 43    | Ease of doing business score (0–100)            | 74.33 | Population                                    | 80,745,020 |
| ✓ <b>Starting a business</b> (rank)                           | 78    | ✓ <b>Getting credit</b> (rank)                  | 32    | ✓ <b>Trading across borders</b> (rank)        | 42         |
| Score for starting a business (0–100)                         | 88.21 | Score for getting credit (0–100)                | 75.00 | Score for trading across borders (0–100)      | 90.27      |
| Procedures (number)   | 7     | Strength of legal rights index (0–12)           | 7     | Time to export                                |            |
| Time (days)   | 7     | Depth of credit information index (0–8)         | 8     | Documentary compliance (hours)                | 4          |
| Cost (% of income per capita)                                 | 10.6  | Credit bureau coverage (% of adults)            | 0.0   | Border compliance (hours)                     | 16         |
| Minimum capital (% of income per capita)                      | 0.0   | Credit registry coverage (% of adults)          | 77.7  | Cost to export                                |            |
|   |       |   |       | Documentary compliance (US\$)                 | 55         |
| ✓ <b>Dealing with construction permits</b> (rank)             | 59    | <b>Protecting minority investors</b> (rank)     | 26    | Border compliance (US\$)                      | 358        |
| Score for dealing with construction permits (0–100)           | 73.19 | Score for protecting minority investors (0–100) | 71.67 | Time to import                                |            |
| Procedures (number)   | 18    | Extent of disclosure index (0–10)               | 9     | Documentary compliance (hours)                | 3          |
| Time (days)   | 103   | Extent of director liability index (0–10)       | 5     | Border compliance (hours)                     | 11         |
| Cost (% of warehouse value)                                   | 3.9   | Ease of shareholder suits index (0–10)          | 6     | Cost to import                                |            |
| Building quality control index (0–15)                         | 13.0  | Extent of shareholder rights index (0–10)       | 8     | Documentary compliance (US\$)                 | 80         |
|   |       | Extent of ownership and control index (0–10)    | 7     | Border compliance (US\$)                      | 46         |
|   |       | Extent of corporate transparency index (0–10)   | 8     |   |            |
| <b>Getting electricity</b> (rank)                             | 60    | ✓ <b>Paying taxes</b> (rank)                    | 80    | ✓ <b>Enforcing contracts</b> (rank)           | 19         |
| Score for getting electricity (0–100)                         | 81.23 | Score for paying taxes (0–100)                  | 74.65 | Score for enforcing contracts (0–100)         | 71.78      |
| Procedures (number)   | 4     | Payments (number per year)                      | 10    | Time (days)                                   | 609        |
| Time (days)   | 55    | Time (hours per year)                           | 170   | Cost (% of claim value)                       | 24.9       |
| Cost (% of income per capita)                                 | 389.5 | Total tax and contribution rate (% of profit)   | 40.9  | Quality of judicial processes index (0–18)    | 15.0       |
| Reliability of supply and transparency of tariffs index (0–8) | 5     | Postfiling index (0–100)                        | 50.00 |   |            |
| ✗ <b>Registering property</b> (rank)                          | 39    |   |       | ✓ <b>Resolving insolvency</b> (rank)          | 109        |
| Score for registering property (0–100)                        | 76.58 |   |       | Score for resolving insolvency (0–100)        | 40.71      |
| Procedures (number)   | 6     |   |       | Time (years)                                  | 5.0        |
| Time (days)   | 5     |   |       | Cost (% of estate)                            | 14.5       |
| Cost (% of property value)                                    | 4.0   |   |       | Recovery rate (cents on the dollar)           | 14.7       |
| Quality of land administration index (0–30)                   | 23.0  |   |       | Strength of insolvency framework index (0–16) | 10.5       |

Note: Most indicator sets refer to a case scenario in the largest business city of an economy, though for 11 economies the data are a population-weighted average for the two largest business cities. For some indicators a result of "no practice" may be recorded for an economy; see the data notes for more details. In starting a business, procedures (number), time (days) and cost (% of income per capita) are calculated as the average of both men and women. For the postfiling index, a result of "not applicable" may be recorded for an economy.

✓ Reform making it easier to do business    ✗ Change making it more difficult to do business

| UGANDA  |         | Sub-Saharan Africa                              |                | GNI per capita (US\$)                         |            |
|---|---------|---|----------------|---|------------|
| Ease of doing business rank (1–190)                           | 127     | Ease of doing business score (0–100)            | 57.06          | Population                                    | 42,862,958 |
| <b>Starting a business</b> (rank)                             | 164     | <b>Getting credit</b> (rank)                    | 73             | ✓ <b>Trading across borders</b> (rank)        | 119        |
| Score for starting a business (0–100)                         | 72.25   | Score for getting credit (0–100)                | 60.00          | Score for trading across borders (0–100)      | 66.73      |
| Procedures (number)   | 13      | Strength of legal rights index (0–12)           | 5              | Time to export                                |            |
| Time (days)   | 24      | Depth of credit information index (0–8)         | 7              | Documentary compliance (hours)                | 24         |
| Cost (% of income per capita)                                 | 33.6    | Credit bureau coverage (% of adults)            | 6.6            | Border compliance (hours)                     | 59         |
| Minimum capital (% of income per capita)                      | 0.0     | Credit registry coverage (% of adults)          | 0.0            | Cost to export                                |            |
|   |         |   |                | Documentary compliance (US\$)                 | 102        |
| <b>Dealing with construction permits</b> (rank)               | 145     | <b>Protecting minority investors</b> (rank)     | 110            | Border compliance (US\$)                      | 209        |
| Score for starting a business (0–100)                         | 58.93   | Score for protecting minority investors (0–100) | 50.00          | Time to import                                |            |
| Procedures (number)   | 18      | Extent of disclosure index (0–10)               | 3              | Documentary compliance (hours)                | 96         |
| Time (days)   | 114     | Extent of director liability index (0–10)       | 5              | Border compliance (hours)                     | 145        |
| Cost (% of warehouse value)                                   | 8.1     | Ease of shareholder suits index (0–10)          | 7              | Cost to import                                |            |
| Building quality control index (0–15)                         | 8.0     | Extent of shareholder rights index (0–10)       | 4              | Documentary compliance (US\$)                 | 296        |
|   |         | Extent of ownership and control index (0–10)    | 5              | Border compliance (US\$)                      | 447        |
| <b>Getting electricity</b> (rank)                             | 175     | Extent of corporate transparency index (0–10)   | 6              | <b>Enforcing contracts</b> (rank)             | 71         |
| Score for getting electricity (0–100)                         | 34.09   |   |                | Score for enforcing contracts (0–100)         | 60.60      |
| Procedures (number)   | 6       | <b>Paying taxes</b> (rank)                      | 87             | Time (days)                                   | 490        |
| Time (days)   | 66      | Score for paying taxes (0–100)                  | 73.10          | Cost (% of claim value)                       | 31.3       |
| Cost (% of income per capita)                                 | 7,513.6 | Payments (number per year)                      | 31             | Quality of judicial processes index (0–18)    | 8.5        |
| Reliability of supply and transparency of tariffs index (0–8) | 0       | Time (hours per year)                           | 195            |   |            |
| <b>Registering property</b> (rank)                            | 126     | Total tax and contribution rate (% of profit)   | 33.7           | <b>Resolving insolvency</b> (rank)            | 112        |
| Score for registering property (0–100)                        | 54.99   | Postfiling index (0–100)                        | 72.28          | Score for resolving insolvency (0–100)        | 39.89      |
| Procedures (number)   | 10      |   |                | Time (years)                                  | 2.2        |
| Time (days)   | 42      |   |                | Cost (% of estate)                            | 29.5       |
| Cost (% of property value)                                    | 3.1     |   |                | Recovery rate (cents on the dollar)           | 39.3       |
| Quality of land administration index (0–30)                   | 10.5    |   |                | Strength of insolvency framework index (0–16) | 6.0        |
| UKRAINE   |         | Europe & Central Asia                           |                | GNI per capita (US\$)                         |            |
| Ease of doing business rank (1–190)                           | 71      | Ease of doing business score (0–100)            | 68.25          | Population                                    | 44,831,159 |
| <b>Starting a business</b> (rank)                             | 56      | <b>Getting credit</b> (rank)                    | 32             | ✓ <b>Trading across borders</b> (rank)        | 78         |
| Score for starting a business (0–100)                         | 91.07   | Score for getting credit (0–100)                | 75.00          | Score for trading across borders (0–100)      | 77.62      |
| Procedures (number)   | 6       | Strength of legal rights index (0–12)           | 8              | Time to export                                |            |
| Time (days)   | 6.5     | Depth of credit information index (0–8)         | 7              | Documentary compliance (hours)                | 66         |
| Cost (% of income per capita)                                 | 0.6     | Credit bureau coverage (% of adults)            | 45.9           | Border compliance (hours)                     | 6          |
| Minimum capital (% of income per capita)                      | 0.0     | Credit registry coverage (% of adults)          | 0.0            | Cost to export                                |            |
| ✗ <b>Dealing with construction permits</b> (rank)             | 30      | ✓ <b>Protecting minority investors</b> (rank)   | 72             | Documentary compliance (US\$)                 | 192        |
| Score for dealing with construction permits (0–100)           | 76.91   | Score for protecting minority investors (0–100) | 58.33          | Border compliance (US\$)                      | 75         |
| Procedures (number)   | 11      | Extent of disclosure index (0–10)               | 8              | Time to import                                |            |
| Time (days)   | 85      | Extent of director liability index (0–10)       | 2              | Documentary compliance (hours)                | 96         |
| Cost (% of warehouse value)                                   | 6.3     | Ease of shareholder suits index (0–10)          | 6              | Border compliance (hours)                     | 32         |
| Building quality control index (0–15)                         | 12.0    | Extent of shareholder rights index (0–10)       | 5              | Cost to import                                |            |
|   |         | Extent of ownership and control index (0–10)    | 6              | Documentary compliance (US\$)                 | 162        |
| <b>Getting electricity</b> (rank)                             | 135     | Extent of corporate transparency index (0–10)   | 8              | Border compliance (US\$)                      | 100        |
| Score for getting electricity (0–100)                         | 59.17   | <b>Paying taxes</b> (rank)                      | 54             | ✓ <b>Enforcing contracts</b> (rank)           | 57         |
| Procedures (number)   | 5       | Score for paying taxes (0–100)                  | 79.35          | Score for enforcing contracts (0–100)         | 63.59      |
| Time (days)   | 281     | Payments (number per year)                      | 5              | Time (days)                                   | 378        |
| Cost (% of income per capita)                                 | 402.5   | Time (hours per year)                           | 327.5          | Cost (% of claim value)                       | 46.3       |
| Reliability of supply and transparency of tariffs index (0–8) | 6       | Total tax and contribution rate (% of profit)   | 41.7           | Quality of judicial processes index (0–18)    | 11.5       |
| <b>Registering property</b> (rank)                            | 63      | Postfiling index (0–100)                        | 85.95          | <b>Resolving insolvency</b> (rank)            | 145        |
| Score for registering property (0–100)                        | 69.74   |   |                | Score for resolving insolvency (0–100)        | 31.72      |
| Procedures (number)   | 7       |   |                | Time (years)                                  | 2.9        |
| Time (days)   | 17      |   |                | Cost (% of estate)                            | 40.5       |
| Cost (% of property value)                                    | 1.8     |   |                | Recovery rate (cents on the dollar)           | 9.6        |
| Quality of land administration index (0–30)                   | 14.5    |   |                | Strength of insolvency framework index (0–16) | 8.5        |
| UNITED ARAB EMIRATES  |         | Middle East & North Africa                      |                | GNI per capita (US\$)                         |            |
| Ease of doing business rank (1–190)                           | 11      | Ease of doing business score (0–100)            | 81.28          | Population                                    | 9,400,145  |
| ✓ <b>Starting a business</b> (rank)                           | 25      | ✓ <b>Getting credit</b> (rank)                  | 44             | <b>Trading across borders</b> (rank)          | 98         |
| Score for starting a business (0–100)                         | 94.06   | Score for getting credit (0–100)                | 70.00          | Score for trading across borders (0–100)      | 71.50      |
| Procedures (number)   | 2.5     | Strength of legal rights index (0–12)           | 6              | Time to export                                |            |
| Time (days)   | 4       | Depth of credit information index (0–8)         | 8              | Documentary compliance (hours)                | 6          |
| Cost (% of income per capita)                                 | 22.8    | Credit bureau coverage (% of adults)            | 53.6           | Border compliance (hours)                     | 27         |
| Minimum capital (% of income per capita)                      | 0.0     | Credit registry coverage (% of adults)          | 10.8           | Cost to export                                |            |
| <b>Dealing with construction permits</b> (rank)               | 5       | <b>Protecting minority investors</b> (rank)     | 15             | Documentary compliance (US\$)                 | 178        |
| Score for dealing with construction permits (0–100)           | 86.41   | Score for protecting minority investors (0–100) | 75.00          | Border compliance (US\$)                      | 462        |
| Procedures (number)   | 14      | Extent of disclosure index (0–10)               | 10             | Time to import                                |            |
| Time (days)   | 50.5    | Extent of director liability index (0–10)       | 9              | Documentary compliance (hours)                | 12         |
| Cost (% of warehouse value)                                   | 2.3     | Ease of shareholder suits index (0–10)          | 4              | Border compliance (hours)                     | 54         |
| Building quality control index (0–15)                         | 15.0    | Extent of shareholder rights index (0–10)       | 6              | Cost to import                                |            |
| ✓ <b>Getting electricity</b> (rank)                           | 1       | Extent of ownership and control index (0–10)    | 9              | Documentary compliance (US\$)                 | 283        |
| Score for getting electricity (0–100)                         | 100.00  | Extent of corporate transparency index (0–10)   | 7              | Border compliance (US\$)                      | 678        |
| Procedures (number)   | 2       | <b>Paying taxes</b> (rank)                      | 2              | <b>Enforcing contracts</b> (rank)             | 9          |
| Time (days)   | 10      | Score for paying taxes (0–100)                  | 99.44          | Score for enforcing contracts (0–100)         | 75.88      |
| Cost (% of income per capita)                                 | 0.0     | Payments (number per year)                      | 4              | Time (days)                                   | 445        |
| Reliability of supply and transparency of tariffs index (0–8) | 8       | Time (hours per year)                           | 12             | Cost (% of claim value)                       | 21.0       |
| ✓ <b>Registering property</b> (rank)                          | 7       | Total tax and contribution rate (% of profit)   | 15.9           | Quality of judicial processes index (0–18)    | 14.0       |
| Score for registering property (0–100)                        | 90.88   | Postfiling index (0–100)                        | not applicable | <b>Resolving insolvency</b> (rank)            | 75         |
| Procedures (number)   | 2       |   |                | Score for resolving insolvency (0–100)        | 49.67      |
| Time (days)   | 1.5     |   |                | Time (years)                                  | 3.2        |
| Cost (% of property value)                                    | 0.2     |   |                | Cost (% of estate)                            | 20.0       |
| Quality of land administration index (0–30)                   | 22.0    |   |                | Recovery rate (cents on the dollar)           | 28.4       |
|   |         |   |                | Strength of insolvency framework index (0–16) | 11.0       |

Note: Most indicator sets refer to a case scenario in the largest business city of an economy, though for 11 economies the data are a population-weighted average for the two largest business cities. For some indicators a result of “no practice” may be recorded for an economy; see the data notes for more details. In starting a business, procedures (number), time (days) and cost (% of income per capita) are calculated as the average of both men and women. For the postfiling index, a result of “not applicable” may be recorded for an economy.

✓ Reform making it easier to do business ✗ Change making it more difficult to do business

| UNITED KINGDOM  |       | OECD high income                                |       | GNI per capita (US\$)                         |             |
|---|-------|---|-------|---|-------------|
| Ease of doing business rank (1–190)                           | 9     | Ease of doing business score (0–100)            | 82.65 | Population                                    | 66,022,273  |
| <b>Starting a business</b> (rank)                             | 19    | <b>Getting credit</b> (rank)                    | 32    | <b>Trading across borders</b> (rank)          | 30          |
| Score for starting a business (0–100)                         | 94.58 | Score for getting credit (0–100)                | 75.00 | Score for trading across borders (0–100)      | 93.76       |
| Procedures (number)   | 4     | Strength of legal rights index (0–12)           | 7     | Time to export                                |             |
| Time (days)   | 4.5   | Depth of credit information index (0–8)         | 8     | Documentary compliance (hours)                | 4           |
| Cost (% of income per capita)                                 | 0.0   | Credit bureau coverage (% of adults)            | 100.0 | Border compliance (hours)                     | 24          |
| Minimum capital (% of income per capita)                      | 0.0   | Credit registry coverage (% of adults)          | 0.0   | Cost to export                                |             |
|   |       |   |       | Documentary compliance (US\$)                 | 25          |
| <b>Dealing with construction permits</b> (rank)               | 17    | <b>Protecting minority investors</b> (rank)     | 15    | Border compliance (US\$)                      | 280         |
| Score for dealing with construction permits (0–100)           | 80.29 | Score for protecting minority investors (0–100) | 75.00 | Time to import                                |             |
| Procedures (number)   | 9     | Extent of disclosure index (0–10)               | 10    | Documentary compliance (hours)                | 2           |
| Time (days)   | 86    | Extent of director liability index (0–10)       | 7     | Border compliance (hours)                     | 3           |
| Cost (% of warehouse value)                                   | 1.1   | Ease of shareholder suits index (0–10)          | 8     | Cost to import                                |             |
| Building quality control index (0–15)                         | 9.0   | Extent of shareholder rights index (0–10)       | 7     | Documentary compliance (US\$)                 | 0           |
|   |       | Extent of ownership and control index (0–10)    | 5     | Border compliance (US\$)                      | 0           |
|   |       | Extent of corporate transparency index (0–10)   | 8     |   |             |
| ✓ <b>Getting electricity</b> (rank)                           | 7     | <b>Paying taxes</b> (rank)                      | 23    | <b>Enforcing contracts</b> (rank)             | 32          |
| Score for getting electricity (0–100)                         | 96.45 | Score for getting credit (0–100)                | 87.14 | Score for enforcing contracts (0–100)         | 68.69       |
| Procedures (number)   | 3     | Payments (number per year)                      | 8     | Time (days)                                   | 437         |
| Time (days)   | 50    | Time (hours per year)                           | 105   | Cost (% of claim value)                       | 45.7        |
| Cost (% of income per capita)                                 | 23.9  | Total tax and contribution rate (% of profit)   | 30.0  | Quality of judicial processes index (0–18)    | 15.0        |
| Reliability of supply and transparency of tariffs index (0–8) | 8     | Postfiling index (0–100)                        | 71.00 |   |             |
| <b>Registering property</b> (rank)                            | 42    |   |       | <b>Resolving insolvency</b> (rank)            | 14          |
| Score for registering property (0–100)                        | 75.34 |   |       | Score for resolving insolvency (0–100)        | 80.27       |
| Procedures (number)   | 6     |   |       | Time (years)                                  | 1.0         |
| Time (days)   | 21.5  |   |       | Cost (% of estate)                            | 6.0         |
| Cost (% of property value)                                    | 4.8   |   |       | Recovery rate (cents on the dollar)           | 85.3        |
| Quality of land administration index (0–30)                   | 25.5  |   |       | Strength of insolvency framework index (0–16) | 11.0        |
| UNITED STATES   |       | OECD high income                                |       | GNI per capita (US\$)                         |             |
| Ease of doing business rank (1–190)                           | 8     | Ease of doing business score (0–100)            | 82.75 | Population                                    | 325,719,178 |
| <b>Starting a business</b> (rank)                             | 53    | <b>Getting credit</b> (rank)                    | 3     | <b>Trading across borders</b> (rank)          | 36          |
| Score for starting a business (0–100)                         | 91.23 | Score for getting credit (0–100)                | 95.00 | Score for trading across borders (0–100)      | 92.01       |
| Procedures (number)   | 6     | Strength of legal rights index (0–12)           | 11    | Time to export                                |             |
| Time (days)   | 5.6   | Depth of credit information index (0–8)         | 8     | Documentary compliance (hours)                | 1.5         |
| Cost (% of income per capita)                                 | 1.0   | Credit bureau coverage (% of adults)            | 100.0 | Border compliance (hours)                     | 1.5         |
| Minimum capital (% of income per capita)                      | 0.0   | Credit registry coverage (% of adults)          | 0.0   | Cost to export                                |             |
|   |       |   |       | Documentary compliance (US\$)                 | 60          |
| <b>Dealing with construction permits</b> (rank)               | 26    | <b>Protecting minority investors</b> (rank)     | 50    | Border compliance (US\$)                      | 175         |
| Score for dealing with construction permits (0–100)           | 77.88 | Score for protecting minority investors (0–100) | 64.67 | Time to import                                |             |
| Procedures (number)   | 15.8  | Extent of disclosure index (0–10)               | 7.4   | Documentary compliance (hours)                | 7.5         |
| Time (days)   | 80.6  | Extent of director liability index (0–10)       | 8.6   | Border compliance (hours)                     | 1.5         |
| Cost (% of warehouse value)                                   | 0.8   | Ease of shareholder suits index (0–10)          | 9     | Cost to import                                |             |
| Building quality control index (0–15)                         | 11.2  | Extent of shareholder rights index (0–10)       | 4     | Documentary compliance (US\$)                 | 100         |
|   |       | Extent of ownership and control index (0–10)    | 4.4   | Border compliance (US\$)                      | 175         |
|   |       | Extent of corporate transparency index (0–10)   | 5.4   |   |             |
| <b>Getting electricity</b> (rank)                             | 54    | <b>Paying taxes</b> (rank)                      | 37    | <b>Enforcing contracts</b> (rank)             | 16          |
| Score for getting electricity (0–100)                         | 82.15 | Score for getting credit (0–100)                | 84.14 | Score for enforcing contracts (0–100)         | 72.61       |
| Procedures (number)   | 4.8   | Payments (number per year)                      | 10.6  | Time (days)                                   | 420         |
| Time (days)   | 89.6  | Time (hours per year)                           | 175   | Cost (% of claim value)                       | 30.5        |
| Cost (% of income per capita)                                 | 22.9  | Total tax and contribution rate (% of profit)   | 43.8  | Quality of judicial processes index (0–18)    | 13.8        |
| Reliability of supply and transparency of tariffs index (0–8) | 7.2   | Postfiling index (0–100)                        | 94.04 |   |             |
| <b>Registering property</b> (rank)                            | 38    |   |       | <b>Resolving insolvency</b> (rank)            | 3           |
| Score for registering property (0–100)                        | 76.87 |   |       | Score for resolving insolvency (0–100)        | 90.91       |
| Procedures (number)   | 4.4   |   |       | Time (years)                                  | 1.0         |
| Time (days)   | 15.2  |   |       | Cost (% of estate)                            | 10.0        |
| Cost (% of property value)                                    | 2.4   |   |       | Recovery rate (cents on the dollar)           | 81.8        |
| Quality of land administration index (0–30)                   | 17.6  |   |       | Strength of insolvency framework index (0–16) | 15.0        |
| URUGUAY   |       | Latin America & Caribbean                       |       | GNI per capita (US\$)                         |             |
| Ease of doing business rank (1–190)                           | 95    | Ease of doing business score (0–100)            | 62.60 | Population                                    | 3,456,750   |
| <b>Starting a business</b> (rank)                             | 65    | <b>Getting credit</b> (rank)                    | 73    | <b>Trading across borders</b> (rank)          | 152         |
| Score for starting a business (0–100)                         | 89.78 | Score for getting credit (0–100)                | 60.00 | Score for trading across borders (0–100)      | 57.14       |
| Procedures (number)   | 5     | Strength of legal rights index (0–12)           | 4     | Time to export                                |             |
| Time (days)   | 6.5   | Depth of credit information index (0–8)         | 8     | Documentary compliance (hours)                | 24          |
| Cost (% of income per capita)                                 | 22.6  | Credit bureau coverage (% of adults)            | 100.0 | Border compliance (hours)                     | 96          |
| Minimum capital (% of income per capita)                      | 0.0   | Credit registry coverage (% of adults)          | 100.0 | Cost to export                                |             |
|   |       |   |       | Documentary compliance (US\$)                 | 231         |
| ✓ <b>Dealing with construction permits</b> (rank)             | 155   | <b>Protecting minority investors</b> (rank)     | 132   | Border compliance (US\$)                      | 1,038       |
| Score for dealing with construction permits (0–100)           | 56.44 | Score for protecting minority investors (0–100) | 43.33 | Time to import                                |             |
| Procedures (number)   | 21    | Extent of disclosure index (0–10)               | 3     | Documentary compliance (hours)                | 72          |
| Time (days)   | 251   | Extent of director liability index (0–10)       | 4     | Border compliance (hours)                     | 6           |
| Cost (% of warehouse value)                                   | 1.1   | Ease of shareholder suits index (0–10)          | 8     | Cost to import                                |             |
| Building quality control index (0–15)                         | 9.0   | Extent of shareholder rights index (0–10)       | 5     | Documentary compliance (US\$)                 | 285         |
|   |       | Extent of ownership and control index (0–10)    | 5     | Border compliance (US\$)                      | 500         |
|   |       | Extent of corporate transparency index (0–10)   | 1     |   |             |
| <b>Getting electricity</b> (rank)                             | 55    | <b>Paying taxes</b> (rank)                      | 101   | <b>Enforcing contracts</b> (rank)             | 100         |
| Score for getting electricity (0–100)                         | 82.12 | Score for getting credit (0–100)                | 70.31 | Score for enforcing contracts (0–100)         | 56.29       |
| Procedures (number)   | 5     | Payments (number per year)                      | 20    | Time (days)                                   | 725         |
| Time (days)   | 48    | Time (hours per year)                           | 163   | Cost (% of claim value)                       | 23.2        |
| Cost (% of income per capita)                                 | 10.7  | Total tax and contribution rate (% of profit)   | 41.8  | Quality of judicial processes index (0–18)    | 8.0         |
| Reliability of supply and transparency of tariffs index (0–8) | 6     | Postfiling index (0–100)                        | 49.54 |   |             |
| <b>Registering property</b> (rank)                            | 115   |   |       | <b>Resolving insolvency</b> (rank)            | 70          |
| Score for registering property (0–100)                        | 57.59 |   |       | Score for resolving insolvency (0–100)        | 52.96       |
| Procedures (number)   | 9     |   |       | Time (years)                                  | 1.8         |
| Time (days)   | 66    |   |       | Cost (% of estate)                            | 7.0         |
| Cost (% of property value)                                    | 7.0   |   |       | Recovery rate (cents on the dollar)           | 43.2        |
| Quality of land administration index (0–30)                   | 22.5  |   |       | Strength of insolvency framework index (0–16) | 9.5         |

Note: Most indicator sets refer to a case scenario in the largest business city of an economy, though for 11 economies the data are a population-weighted average for the two largest business cities. For some indicators a result of “no practice” may be recorded for an economy; see the data notes for more details. In starting a business, procedures (number), time (days) and cost (% of income per capita) are calculated as the average of both men and women. For the postfiling index, a result of “not applicable” may be recorded for an economy.



✓ Reform making it easier to do business ✗ Change making it more difficult to do business

| <b>UZBEKISTAN</b>   |          | <b>Europe &amp; Central Asia</b>                |       | <b>GNI per capita (US\$)</b>                  |            |
|---|----------|---|-------|---|------------|
| Ease of doing business rank (1–190)                           | 76       | Ease of doing business score (0–100)            | 67.40 | Population                                    | 32,387,200 |
| <b>Starting a business</b> (rank)                             | 12       | <b>Getting credit</b> (rank)                    | 60    | ✓ <b>Trading across borders</b> (rank)        | 165        |
| Score for starting a business (0–100)                         | 95.79    | Score for getting credit (0–100)                | 65.00 | Score for trading across borders (0–100)      | 49.79      |
| Procedures (number)   | 3        | Strength of legal rights index (0–12)           | 6     | Time to export                                |            |
| Time (days)   | 4        | Depth of credit information index (0–8)         | 7     | Documentary compliance (hours)                | 96         |
| Cost (% of income per capita)                                 | 3.1      | Credit bureau coverage (% of adults)            | 42.7  | Border compliance (hours)                     | 112        |
| Minimum capital (% of income per capita)                      | 0.0      | Credit registry coverage (% of adults)          | 0.0   | Cost to export                                |            |
|   |          |   |       | Documentary compliance (US\$)                 | 292        |
| <b>Dealing with construction permits</b> (rank)               | 134      | ✓ <b>Protecting minority investors</b> (rank)   | 64    | Border compliance (US\$)                      | 278        |
| Score for dealing with construction permits (0–100)           | 61.37    | Score for protecting minority investors (0–100) | 60.00 | Time to import                                |            |
| Procedures (number)   | 17       | Extent of disclosure index (0–10)               | 8     | Documentary compliance (hours)                | 174        |
| Time (days)   | 246      | Extent of director liability index (0–10)       | 3     | Border compliance (hours)                     | 111        |
| Cost (% of warehouse value)                                   | 3.3      | Ease of shareholder suits index (0–10)          | 7     | Cost to import                                |            |
| Building quality control index (0–15)                         | 11.0     | Extent of shareholder rights index (0–10)       | 6     | Documentary compliance (US\$)                 | 292        |
|   |          | Extent of ownership and control index (0–10)    | 5     | Border compliance (US\$)                      | 278        |
|   |          | Extent of corporate transparency index (0–10)   | 7     |   |            |
| <b>Getting electricity</b> (rank)                             | 35       |   |       | <b>Enforcing contracts</b> (rank)             | 41         |
| Score for getting electricity (0–100)                         | 86.05    | ✓ <b>Paying taxes</b> (rank)                    | 64    | Score for enforcing contracts (0–100)         | 67.26      |
| Procedures (number)   | 4        | Score for paying taxes (0–100)                  | 76.92 | Time (days)                                   | 225        |
| Time (days)   | 88       | Payments (number per year)                      | 10    | Cost (% of claim value)                       | 20.5       |
| Cost (% of income per capita)                                 | 705.2    | Time (hours per year)                           | 181   | Quality of judicial processes index (0–18)    | 6.0        |
| Reliability of supply and transparency of tariffs index (0–8) | 8        | Total tax and contribution rate (% of profit)   | 32.1  |   |            |
|   |          | Postfiling index (0–100)                        | 48.17 | <b>Resolving insolvency</b> (rank)            | 91         |
| <b>Registering property</b> (rank)                            | 71       |   |       | Score for resolving insolvency (0–100)        | 45.21      |
| Score for registering property (0–100)                        | 66.60    |   |       | Time (years)                                  | 2.0        |
| Procedures (number)   | 9        |   |       | Cost (% of estate)                            | 10.0       |
| Time (days)   | 46       |   |       | Recovery rate (cents on the dollar)           | 37.6       |
| Cost (% of property value)                                    | 1.1      |   |       | Strength of insolvency framework index (0–16) | 8.0        |
| Quality of land administration index (0–30)                   | 18.5     |   |       |   |            |
| <b>VANUATU</b>  |          | <b>East Asia &amp; Pacific</b>                  |       | <b>GNI per capita (US\$)</b>                  |            |
| Ease of doing business rank (1–190)                           | 94       | Ease of doing business score (0–100)            | 62.87 | Population                                    | 276,244    |
| <b>Starting a business</b> (rank)                             | 132      | <b>Getting credit</b> (rank)                    | 32    | <b>Trading across borders</b> (rank)          | 147        |
| Score for starting a business (0–100)                         | 81.52    | Score for getting credit (0–100)                | 75.00 | Score for trading across borders (0–100)      | 59.13      |
| Procedures (number)   | 7        | Strength of legal rights index (0–12)           | 11    | Time to export                                |            |
| Time (days)   | 18       | Depth of credit information index (0–8)         | 4     | Documentary compliance (hours)                | 72         |
| Cost (% of income per capita)                                 | 42.0     | Credit bureau coverage (% of adults)            | 12.2  | Border compliance (hours)                     | 38         |
| Minimum capital (% of income per capita)                      | 0.0      | Credit registry coverage (% of adults)          | 0.0   | Cost to export                                |            |
|   |          |   |       | Documentary compliance (US\$)                 | 190        |
| <b>Dealing with construction permits</b> (rank)               | 147      | <b>Protecting minority investors</b> (rank)     | 110   | Border compliance (US\$)                      | 709        |
| Score for dealing with construction permits (0–100)           | 58.09    | Score for protecting minority investors (0–100) | 50.00 | Time to import                                |            |
| Procedures (number)   | 14       | Extent of disclosure index (0–10)               | 5     | Documentary compliance (hours)                | 48         |
| Time (days)   | 124      | Extent of director liability index (0–10)       | 6     | Border compliance (hours)                     | 126        |
| Cost (% of warehouse value)                                   | 7.3      | Ease of shareholder suits index (0–10)          | 5     | Cost to import                                |            |
| Building quality control index (0–15)                         | 5.0      | Extent of shareholder rights index (0–10)       | 8     | Documentary compliance (US\$)                 | 183        |
|   |          | Extent of ownership and control index (0–10)    | 2     | Border compliance (US\$)                      | 681        |
|   |          | Extent of corporate transparency index (0–10)   | 4     |   |            |
| <b>Getting electricity</b> (rank)                             | 107      | <b>Paying taxes</b> (rank)                      | 58    | <b>Enforcing contracts</b> (rank)             | 136        |
| Score for getting electricity (0–100)                         | 69.05    | Score for paying taxes (0–100)                  | 77.85 | Score for enforcing contracts (0–100)         | 49.27      |
| Procedures (number)   | 4        | Payments (number per year)                      | 31    | Time (days)                                   | 430        |
| Time (days)   | 120      | Time (hours per year)                           | 120   | Cost (% of claim value)                       | 56.0       |
| Cost (% of income per capita)                                 | 1,035.1  | Total tax and contribution rate (% of profit)   | 8.5   | Quality of judicial processes index (0–18)    | 6.5        |
| Reliability of supply and transparency of tariffs index (0–8) | 4        | Postfiling index (0–100)                        | 69.04 |   |            |
| <b>Registering property</b> (rank)                            | 79       |   |       | <b>Resolving insolvency</b> (rank)            | 98         |
| Score for registering property (0–100)                        | 65.64    |   |       | Score for resolving insolvency (0–100)        | 43.10      |
| Procedures (number)   | 4        |   |       | Time (years)                                  | 2.6        |
| Time (days)   | 58       |   |       | Cost (% of estate)                            | 38.0       |
| Cost (% of property value)                                    | 7.0      |   |       | Recovery rate (cents on the dollar)           | 45.2       |
| Quality of land administration index (0–30)                   | 18.5     |   |       | Strength of insolvency framework index (0–16) | 6.0        |
| <b>VENEZUELA, RB</b>  |          | <b>Latin America &amp; Caribbean</b>            |       | <b>GNI per capita (US\$)</b>                  |            |
| Ease of doing business rank (1–190)                           | 188      | Ease of doing business score (0–100)            | 30.61 | Population                                    | 31,977,065 |
| <b>Starting a business</b> (rank)                             | 190      | <b>Getting credit</b> (rank)                    | 124   | <b>Trading across borders</b> (rank)          | 187        |
| Score for starting a business (0–100)                         | 25.00    | Score for getting credit (0–100)                | 40.00 | Score for trading across borders (0–100)      | 7.93       |
| Procedures (number)   | 20       | Strength of legal rights index (0–12)           | 1     | Time to export                                |            |
| Time (days)   | 230      | Depth of credit information index (0–8)         | 7     | Documentary compliance (hours)                | 528        |
| Cost (% of income per capita)                                 | 391.3    | Credit bureau coverage (% of adults)            | 36.6  | Border compliance (hours)                     | 288        |
| Minimum capital (% of income per capita)                      | 0.0      | Credit registry coverage (% of adults)          | 0.0   | Cost to export                                |            |
|   |          |   |       | Documentary compliance (US\$)                 | 375        |
| <b>Dealing with construction permits</b> (rank)               | 152      | <b>Protecting minority investors</b> (rank)     | 180   | Border compliance (US\$)                      | 1,250      |
| Score for dealing with construction permits (0–100)           | 56.88    | Score for protecting minority investors (0–100) | 26.67 | Time to import                                |            |
| Procedures (number)   | 11       | Extent of disclosure index (0–10)               | 3     | Documentary compliance (hours)                | 1,090      |
| Time (days)   | 434      | Extent of director liability index (0–10)       | 2     | Border compliance (hours)                     | 240        |
| Cost (% of warehouse value)                                   | 3.7      | Ease of shareholder suits index (0–10)          | 3     | Cost to import                                |            |
| Building quality control index (0–15)                         | 10.5     | Extent of shareholder rights index (0–10)       | 2     | Documentary compliance (US\$)                 | 400        |
|   |          | Extent of ownership and control index (0–10)    | 3     | Border compliance (US\$)                      | 1,500      |
|   |          | Extent of corporate transparency index (0–10)   | 3     |   |            |
| <b>Getting electricity</b> (rank)                             | 186      | <b>Paying taxes</b> (rank)                      | 189   | <b>Enforcing contracts</b> (rank)             | 148        |
| Score for getting electricity (0–100)                         | 16.85    | Score for paying taxes (0–100)                  | 15.35 | Score for enforcing contracts (0–100)         | 46.89      |
| Procedures (number)   | 6        | Payments (number per year)                      | 70    | Time (days)                                   | 720        |
| Time (days)   | 208      | Time (hours per year)                           | 792   | Cost (% of claim value)                       | 43.7       |
| Cost (% of income per capita)                                 | 17,659.2 | Total tax and contribution rate (% of profit)   | 64.6  | Quality of judicial processes index (0–18)    | 7.0        |
| Reliability of supply and transparency of tariffs index (0–8) | 0        | Postfiling index (0–100)                        | 19.72 |   |            |
| <b>Registering property</b> (rank)                            | 138      |   |       | <b>Resolving insolvency</b> (rank)            | 165        |
| Score for registering property (0–100)                        | 51.92    |   |       | Score for resolving insolvency (0–100)        | 18.63      |
| Procedures (number)   | 9        |   |       | Time (years)                                  | 4.0        |
| Time (days)   | 52       |   |       | Cost (% of estate)                            | 38.0       |
| Cost (% of property value)                                    | 2.9      |   |       | Recovery rate (cents on the dollar)           | 5.6        |
| Quality of land administration index (0–30)                   | 5.5      |   |       | Strength of insolvency framework index (0–16) | 5.0        |

Note: Most indicator sets refer to a case scenario in the largest business city of an economy, though for 11 economies the data are a population-weighted average for the two largest business cities. For some indicators a result of "no practice" may be recorded for an economy; see the data notes for more details. In starting a business, procedures (number), time (days) and cost (% of income per capita) are calculated as the average of both men and women. For the postfiling index, a result of "not applicable" may be recorded for an economy.



✓ Reform making it easier to do business ✗ Change making it more difficult to do business

| VIETNAM   |             | East Asia & Pacific                             |       | GNI per capita (US\$)                         |             |
|---|-------------|---|-------|---|-------------|
| Ease of doing business rank (1–190)                           | 69          | Ease of doing business score (0–100)            | 68.36 | Population                                    | 95,540,800  |
| ✓ <b>Starting a business</b> (rank)                           | 104         | <b>Getting credit</b> (rank)                    | 32    | <b>Trading across borders</b> (rank)          | 100         |
| Score for starting a business (0–100)                         | 84.82       | Score for getting credit (0–100)                | 75.00 | Score for trading across borders (0–100)      | 70.83       |
| Procedures (number)   | 8           | Strength of legal rights index (0–12)           | 8     | Time to export                                |             |
| Time (days)   | 17          | Depth of credit information index (0–8)         | 7     | Documentary compliance (hours)                | 50          |
| Cost (% of income per capita)                                 | 5.9         | Credit bureau coverage (% of adults)            | 29.5  | Border compliance (hours)                     | 55          |
| Minimum capital (% of income per capita)                      | 0.0         | Credit registry coverage (% of adults)          | 54.8  | Cost to export                                |             |
|   |             |   |       | Documentary compliance (US\$)                 | 139         |
| <b>Dealing with construction permits</b> (rank)               | 21          | <b>Protecting minority investors</b> (rank)     | 89    | Border compliance (US\$)                      | 290         |
| Score for dealing with construction permits (0–100)           | 79.05       | Score for protecting minority investors (0–100) | 55.00 | Time to import                                |             |
| Procedures (number)   | 10          | Extent of disclosure index (0–10)               | 7     | Documentary compliance (hours)                | 76          |
| Time (days)   | 166         | Extent of director liability index (0–10)       | 4     | Border compliance (hours)                     | 56          |
| Cost (% of warehouse value)                                   | 0.7         | Ease of shareholder suits index (0–10)          | 2     | Cost to import                                |             |
| Building quality control index (0–15)                         | 12.0        | Extent of shareholder rights index (0–10)       | 7     | Documentary compliance (US\$)                 | 183         |
|   |             | Extent of ownership and control index (0–10)    | 6     | Border compliance (US\$)                      | 373         |
|   |             | Extent of corporate transparency index (0–10)   | 7     |   |             |
| <b>Getting electricity</b> (rank)                             | 27          |   |       | ✓ <b>Enforcing contracts</b> (rank)           | 62          |
| Score for getting electricity (0–100)                         | 87.94       | ✓ <b>Paying taxes</b> (rank)                    | 131   | Score for enforcing contracts (0–100)         | 62.07       |
| Procedures (number)   | 4           | Score for paying taxes (0–100)                  | 62.87 | Time (days)                                   | 400         |
| Time (days)   | 31          | Payments (number per year)                      | 10    | Cost (% of claim value)                       | 29.0        |
| Cost (% of income per capita)                                 | 1,087.3     | Time (hours per year)                           | 498   | Quality of judicial processes index (0–18)    | 7.5         |
| Reliability of supply and transparency of tariffs index (0–8) | 7           | Total tax and contribution rate (% of profit)   | 37.8  |   |             |
|   |             | Postfiling index (0–100)                        | 49.08 | <b>Resolving insolvency</b> (rank)            | 133         |
| <b>Registering property</b> (rank)                            | 60          |   |       | Score for resolving insolvency (0–100)        | 34.93       |
| Score for registering property (0–100)                        | 71.09       |   |       | Time (years)                                  | 5.0         |
| Procedures (number)   | 5           |   |       | Cost (% of estate)                            | 14.5        |
| Time (days)   | 53.5        |   |       | Recovery rate (cents on the dollar)           | 21.3        |
| Cost (% of property value)                                    | 0.6         |   |       | Strength of insolvency framework index (0–16) | 7.5         |
| Quality of land administration index (0–30)                   | 14.0        |   |       |   |             |
| WEST BANK AND GAZA  |             | Middle East & North Africa                      |       | GNI per capita (US\$)                         |             |
| Ease of doing business rank (1–190)                           | 116         | Ease of doing business score (0–100)            | 59.11 | Population                                    | 4,684,777   |
| <b>Starting a business</b> (rank)                             | 171         | <b>Getting credit</b> (rank)                    | 22    | <b>Trading across borders</b> (rank)          | 54          |
| Score for starting a business (0–100)                         | 69.36       | Score for getting credit (0–100)                | 80.00 | Score for trading across borders (0–100)      | 86.67       |
| Procedures (number)   | 10.5        | Strength of legal rights index (0–12)           | 8     | Time to export                                |             |
| Time (days)   | 43.5        | Depth of credit information index (0–8)         | 8     | Documentary compliance (hours)                | 72          |
| Cost (% of income per capita)                                 | 47.0        | Credit bureau coverage (% of adults)            | 0.0   | Border compliance (hours)                     | 6           |
| Minimum capital (% of income per capita)                      | 0.0         | Credit registry coverage (% of adults)          | 21.0  | Cost to export                                |             |
|   |             |   |       | Documentary compliance (US\$)                 | 80          |
| <b>Dealing with construction permits</b> (rank)               | 157         | <b>Protecting minority investors</b> (rank)     | 161   | Border compliance (US\$)                      | 51          |
| Score for dealing with construction permits (0–100)           | 56.15       | Score for protecting minority investors (0–100) | 38.33 | Time to import                                |             |
| Procedures (number)   | 20          | Extent of disclosure index (0–10)               | 6     | Documentary compliance (hours)                | 45          |
| Time (days)   | 108         | Extent of director liability index (0–10)       | 5     | Border compliance (hours)                     | 6           |
| Cost (% of warehouse value)                                   | 14.4        | Ease of shareholder suits index (0–10)          | 6     | Cost to import                                |             |
| Building quality control index (0–15)                         | 12.0        | Extent of shareholder rights index (0–10)       | 2     | Documentary compliance (US\$)                 | 85          |
|   |             | Extent of ownership and control index (0–10)    | 1     | Border compliance (US\$)                      | 50          |
|   |             | Extent of corporate transparency index (0–10)   | 3     |   |             |
| <b>Getting electricity</b> (rank)                             | 85          | <b>Paying taxes</b> (rank)                      | 107   | <b>Enforcing contracts</b> (rank)             | 123         |
| Score for getting electricity (0–100)                         | 74.16       | Score for paying taxes (0–100)                  | 68.92 | Score for enforcing contracts (0–100)         | 52.51       |
| Procedures (number)   | 5           | Payments (number per year)                      | 28    | Time (days)                                   | 540         |
| Time (days)   | 47          | Time (hours per year)                           | 168   | Cost (% of claim value)                       | 27.0        |
| Cost (% of income per capita)                                 | 1,614.8     | Total tax and contribution rate (% of profit)   | 15.3  | Quality of judicial processes index (0–18)    | 4.0         |
| Reliability of supply and transparency of tariffs index (0–8) | 5           | Postfiling index (0–100)                        | 35.72 |   |             |
| ✓ <b>Registering property</b> (rank)                          | 84          |   |       | <b>Resolving insolvency</b> (rank)            | 168         |
| Score for registering property (0–100)                        | 65.04       |   |       | Score for resolving insolvency (0–100)        | 0.00        |
| Procedures (number)   | 7           |   |       | Time (years)                                  | no practice |
| Time (days)   | 35          |   |       | Cost (% of estate)                            | no practice |
| Cost (% of property value)                                    | 3.0         |   |       | Recovery rate (cents on the dollar)           | 0.0         |
| Quality of land administration index (0–30)                   | 14.0        |   |       | Strength of insolvency framework index (0–16) | 0.0         |
| YEMEN, REP.   |             | Middle East & North Africa                      |       | GNI per capita (US\$)                         |             |
| Ease of doing business rank (1–190)                           | 187         | Ease of doing business score (0–100)            | 32.41 | Population                                    | 28,250,420  |
| <b>Starting a business</b> (rank)                             | 175         | <b>Getting credit</b> (rank)                    | 186   | <b>Trading across borders</b> (rank)          | 189         |
| Score for starting a business (0–100)                         | 67.01       | Score for getting credit (0–100)                | 0.00  | Score for trading across borders (0–100)      | 0.00        |
| Procedures (number)   | 6.5         | Strength of legal rights index (0–12)           | 0     | Time to export                                |             |
| Time (days)   | 40.5        | Depth of credit information index (0–8)         | 0     | Documentary compliance (hours)                | no practice |
| Cost (% of income per capita)                                 | 118.8       | Credit bureau coverage (% of adults)            | 0.0   | Border compliance (hours)                     | no practice |
| Minimum capital (% of income per capita)                      | 0.0         | Credit registry coverage (% of adults)          | 1.3   | Cost to export                                |             |
|   |             |   |       | Documentary compliance (US\$)                 | no practice |
| <b>Dealing with construction permits</b> (rank)               | 186         | <b>Protecting minority investors</b> (rank)     | 132   | Border compliance (US\$)                      | no practice |
| Score for dealing with construction permits (0–100)           | 0.00        | Score for protecting minority investors (0–100) | 43.33 | Time to import                                |             |
| Procedures (number)   | no practice | Extent of disclosure index (0–10)               | 6     | Documentary compliance (hours)                | no practice |
| Time (days)   | no practice | Extent of director liability index (0–10)       | 4     | Border compliance (hours)                     | no practice |
| Cost (% of warehouse value)                                   | no practice | Ease of shareholder suits index (0–10)          | 3     | Cost to import                                |             |
| Building quality control index (0–15)                         | no practice | Extent of shareholder rights index (0–10)       | 5     | Documentary compliance (US\$)                 | no practice |
|   |             | Extent of ownership and control index (0–10)    | 4     | Border compliance (US\$)                      | no practice |
|   |             | Extent of corporate transparency index (0–10)   | 4     |   |             |
| <b>Getting electricity</b> (rank)                             | 187         | <b>Paying taxes</b> (rank)                      | 83    | <b>Enforcing contracts</b> (rank)             | 139         |
| Score for getting electricity (0–100)                         | 0.00        | Score for paying taxes (0–100)                  | 74.13 | Score for enforcing contracts (0–100)         | 48.52       |
| Procedures (number)   | no practice | Payments (number per year)                      | 44    | Time (days)                                   | 645         |
| Time (days)   | no practice | Time (hours per year)                           | 248   | Cost (% of claim value)                       | 30.0        |
| Cost (% of income per capita)                                 | no practice | Total tax and contribution rate (% of profit)   | 26.6  | Quality of judicial processes index (0–18)    | 4.0         |
| Reliability of supply and transparency of tariffs index (0–8) | no practice | Postfiling index (0–100)                        | 96.34 |   |             |
|   |             |   |       | <b>Resolving insolvency</b> (rank)            | 157         |
| <b>Registering property</b> (rank)                            | 81          |   |       | Score for resolving insolvency (0–100)        | 25.89       |
| Score for registering property (0–100)                        | 65.18       |   |       | Time (years)                                  | 3.0         |
| Procedures (number)   | 6           |   |       | Cost (% of estate)                            | 15.0        |
| Time (days)   | 19          |   |       | Recovery rate (cents on the dollar)           | 19.1        |
| Cost (% of property value)                                    | 1.8         |   |       | Strength of insolvency framework index (0–16) | 5.0         |
| Quality of land administration index (0–30)                   | 7.0         |   |       |   |             |

Note: Most indicator sets refer to a case scenario in the largest business city of an economy, though for 11 economies the data are a population-weighted average for the two largest business cities. For some indicators a result of "no practice" may be recorded for an economy; see the data notes for more details. In starting a business, procedures (number), time (days) and cost (% of income per capita) are calculated as the average of both men and women. For the postfiling index, a result of "not applicable" may be recorded for an economy.

✓ Reform making it easier to do business ✗ Change making it more difficult to do business

| <b>ZAMBIA</b>   |            | <b>Sub-Saharan Africa</b>                       |              | <b>GNI per capita (US\$)</b>                  |                   |
|---|------------|---|--------------|---|-------------------|
| <b>Ease of doing business rank (1–190)</b>                    | <b>87</b>  | <b>Ease of doing business score (0–100)</b>     | <b>65.08</b> | <b>Population</b>                             | <b>17,094,130</b> |
| <b>Starting a business</b> (rank)                             | 102        | <b>Getting credit</b> (rank)                    | 3            | <b>Trading across borders</b> (rank)          | 153               |
| Score for starting a business (0–100)                         | 85.07      | Score for getting credit (0–100)                | 95.00        | Score for trading across borders (0–100)      | 56.88             |
| Procedures (number)   | 7          | Strength of legal rights index (0–12)           | 11           | Time to export                                |                   |
| Time (days)   | 8.5        | Depth of credit information index (0–8)         | 8            | Documentary compliance (hours)                | 96                |
| Cost (% of income per capita)                                 | 32.8       | Credit bureau coverage (% of adults)            | 10.9         | Border compliance (hours)                     | 120               |
| Minimum capital (% of income per capita)                      | 0.0        | Credit registry coverage (% of adults)          | 0.0          | Cost to export                                |                   |
|   |            |   |              | Documentary compliance (US\$)                 | 200               |
| <b>Dealing with construction permits</b> (rank)               | 70         | <b>Protecting minority investors</b> (rank)     | 110          | Border compliance (US\$)                      | 370               |
| Score for dealing with construction permits (0–100)           | 71.65      | Score for protecting minority investors (0–100) | 50.00        | Time to import                                |                   |
| Procedures (number)   | 10         | Extent of disclosure index (0–10)               | 4            | Documentary compliance (hours)                | 72                |
| Time (days)   | 189        | Extent of director liability index (0–10)       | 6            | Border compliance (hours)                     | 120               |
| Cost (% of warehouse value)                                   | 2.6        | Ease of shareholder suits index (0–10)          | 7            | Cost to import                                |                   |
| Building quality control index (0–15)                         | 10.0       | Extent of shareholder rights index (0–10)       | 5            | Documentary compliance (US\$)                 | 175               |
|   |            | Extent of ownership and control index (0–10)    | 4            | Border compliance (US\$)                      | 380               |
|   |            | Extent of corporate transparency index (0–10)   | 4            |   |                   |
| <b>Getting electricity</b> (rank)                             | 128        | <b>Paying taxes</b> (rank)                      | 17           | ✓ <b>Enforcing contracts</b> (rank)           | 130               |
| Score for getting electricity (0–100)                         | 61.22      | Score for paying taxes (0–100)                  | 88.71        | Score for enforcing contracts (0–100)         | 50.82             |
| Procedures (number)   | 5          | Payments (number per year)                      | 11           | Time (days)                                   | 611               |
| Time (days)   | 117        | Time (hours per year)                           | 164          | Cost (% of claim value)                       | 38.7              |
| Cost (% of income per capita)                                 | 2,329.1    | Total tax and contribution rate (% of profit)   | 15.6         | Quality of judicial processes index (0–18)    | 6.5               |
| Reliability of supply and transparency of tariffs index (0–8) | 4          | Postfiling index (0–100)                        | 85.94        |   |                   |
| <b>Registering property</b> (rank)                            | 150        |   |              | <b>Resolving insolvency</b> (rank)            | 99                |
| Score for registering property (0–100)                        | 49.06      |   |              | Score for resolving insolvency (0–100)        | 42.42             |
| Procedures (number)   | 6          |   |              | Time (years)                                  | 1.0               |
| Time (days)   | 45         |   |              | Cost (% of estate)                            | 9.0               |
| Cost (% of property value)                                    | 9.7        |   |              | Recovery rate (cents on the dollar)           | 49.8              |
| Quality of land administration index (0–30)                   | 7.0        |   |              | Strength of insolvency framework index (0–16) | 5.0               |
| <b>ZIMBABWE</b>   |            | <b>Sub-Saharan Africa</b>                       |              | <b>GNI per capita (US\$)</b>                  |                   |
| <b>Ease of doing business rank (1–190)</b>                    | <b>155</b> | <b>Ease of doing business score (0–100)</b>     | <b>50.44</b> | <b>Population</b>                             | <b>16,529,904</b> |
| ✓ <b>Starting a business</b> (rank)                           | 176        | ✓ <b>Getting credit</b> (rank)                  | 85           | <b>Trading across borders</b> (rank)          | 157               |
| Score for starting a business (0–100)                         | 66.48      | Score for getting credit (0–100)                | 55.00        | Score for trading across borders (0–100)      | 54.34             |
| Procedures (number)   | 9          | Strength of legal rights index (0–12)           | 5            | Time to export                                |                   |
| Time (days)   | 32         | Depth of credit information index (0–8)         | 6            | Documentary compliance (hours)                | 99                |
| Cost (% of income per capita)                                 | 110.7      | Credit bureau coverage (% of adults)            | 33.6         | Border compliance (hours)                     | 88                |
| Minimum capital (% of income per capita)                      | 0.0        | Credit registry coverage (% of adults)          | 7.1          | Cost to export                                |                   |
|   |            |   |              | Documentary compliance (US\$)                 | 170               |
| ✓ <b>Dealing with construction permits</b> (rank)             | 176        | <b>Protecting minority investors</b> (rank)     | 95           | Border compliance (US\$)                      | 285               |
| Score for dealing with construction permits (0–100)           | 48.55      | Score for protecting minority investors (0–100) | 53.33        | Time to import                                |                   |
| Procedures (number)   | 10         | Extent of disclosure index (0–10)               | 8            | Documentary compliance (hours)                | 81                |
| Time (days)   | 208        | Extent of director liability index (0–10)       | 2            | Border compliance (hours)                     | 228               |
| Cost (% of warehouse value)                                   | 22.7       | Ease of shareholder suits index (0–10)          | 5            | Cost to import                                |                   |
| Building quality control index (0–15)                         | 10.0       | Extent of shareholder rights index (0–10)       | 7            | Documentary compliance (US\$)                 | 150               |
|   |            | Extent of ownership and control index (0–10)    | 5            | Border compliance (US\$)                      | 562               |
|   |            | Extent of corporate transparency index (0–10)   | 5            |   |                   |
| <b>Getting electricity</b> (rank)                             | 166        | <b>Paying taxes</b> (rank)                      | 145          | ✓ <b>Enforcing contracts</b> (rank)           | 168               |
| Score for getting electricity (0–100)                         | 44.81      | Score for paying taxes (0–100)                  | 58.71        | Score for enforcing contracts (0–100)         | 39.66             |
| Procedures (number)   | 6          | Payments (number per year)                      | 51           | Time (days)                                   | 410               |
| Time (days)   | 106        | Time (hours per year)                           | 242          | Cost (% of claim value)                       | 83.1              |
| Cost (% of income per capita)                                 | 2,631.5    | Total tax and contribution rate (% of profit)   | 31.6         | Quality of judicial processes index (0–18)    | 6.5               |
| Reliability of supply and transparency of tariffs index (0–8) | 0          | Postfiling index (0–100)                        | 52.38        |   |                   |
| <b>Registering property</b> (rank)                            | 109        |   |              | <b>Resolving insolvency</b> (rank)            | 159               |
| Score for registering property (0–100)                        | 58.20      |   |              | Score for resolving insolvency (0–100)        | 25.34             |
| Procedures (number)   | 5          |   |              | Time (years)                                  | 3.3               |
| Time (days)   | 36         |   |              | Cost (% of estate)                            | 22.0              |
| Cost (% of property value)                                    | 7.6        |   |              | Recovery rate (cents on the dollar)           | 18.0              |
| Quality of land administration index (0–30)                   | 10.0       |   |              | Strength of insolvency framework index (0–16) | 5.0               |

Note: Most indicator sets refer to a case scenario in the largest business city of an economy, though for 11 economies the data are a population-weighted average for the two largest business cities. For some indicators a result of "no practice" may be recorded for an economy; see the data notes for more details. In starting a business, procedures (number), time (days) and cost (% of income per capita) are calculated as the average of both men and women. For the postfiling index, a result of "not applicable" may be recorded for an economy.




## Acknowledgments

Data collection and analysis for *Doing Business 2019* were conducted by a team led by Santiago Croci Downes (Program Manager, *Doing Business*) under the general direction of Rita Ramalho (Senior Manager, Global Indicators Group, Development Economics). Overall guidance for the preparation of the report was provided by Shantayanan Devarajan (Senior Director, Development Economics and Acting Chief Economist of the World Bank Group).

The project was managed with the support of Adrian Gonzalez, Nan Jiang, Valentina Saltane and Hulya Ulku. Other team members included Nadine Abi Chakra, Ahmad Famm AlKhuzam, Jean Arlet, Lucia Arnal Rodriguez, Yuriy Valentinovich Avramov, Elodie Mathilde Raymonde Bataille, Erica Bosio, Liliya F Bulgakova, Édgar Chávez, Maria-Magdalena Chiquier, Cyriane Marie Coste, Najah Nina Dannaoui, Marie Lily Delion, Ina Dodica, Varun Eknath, Viktoriya Ereshchenko, Cecile Ferro, Dorina Peteva Georgieva, Pelayo Gonzalez-Escalada Mena, Fatima Al Zahra Abdulrahim Hewaidi, Maksym Iavorskyi, Herve Kaddoura, Klaus Adolfo Koch-Saldarriaga, Khrystyna L. Kushnir, Olga Kuzmina, Iryna Lagodna, Nicole Anouk Leger, Joseph Antoine Lemoine, Tiziana Londero, Silvia Carolina Lopez Rocha, Raman Maroz, Tamar Matiashvili, Nikiforos Meletiadis, Margherita Mellone, Nuno Filipe Mendes Dos Santos, Frederic Meunier, Joanna Nasr, Marie-Jeanne

Ndiaye, Albert Nogues i Comas, Nadia Novik, Enrique Orellana Tamez, Rabah Ounissi, Esperanza Pastor Nuñez De Castro, Madwa-Nika Phanord-Cadet, Marion Pinto, Oleksandra Popova, Maria Antonia Quesada Gámez, Parvina Rakhimova, Andrea Nathalie Reyes Benjumea, Julie Anne Ryan, Jayashree Srinivasan, Mihaela Stangu, Erick Tjong, Judit Trasancos Rodriguez, Farrukh Umarov, Yulia Borisovna Valerio, Maria Adelaida Vélez Posada, Rongpeng (Tiffany) Yang, Marilyne Florence Mafoboue Youbi, Inés Zabalbeitia Múgica, Yasmin Zand and Muqiao (Chloe) Zhang, Vadim Abanin, Abigail Adu-Daako, Bassey Bassey Akpan, Alec Michael Albright, Hisham Mohammed J Alhawal, Meer Ako Ali, Ogma Dessirama Bale, Millan Redwan Bederu, Kimberly Krystal Blake, Irina Bondarenko, Damien Matthias Valentin Boucher, Santi Calvo Cano, Haoua Cisse Coulibaly, Dominique Fritz Deshommes, Minori Ito, Eva Solange Labbe, Eric Matthew Larger, Xueyang Li, Songezo Mabece, Vlagyislav Makszimov, Angela Marotti de Sciarra, Carolina Nugnes, Adjoua Marie-Pascale Nzi, Alexia Pimbli, Frida Irina Stukanow Dominguez, Bertrand Olivier Teirlinck, Sofia Terragni, Carol Marina Tojeiro, Anthony Paul Winszman, Cai Xu, Deepika Omprakash Yadav and Li Yuan assisted in the months before publication.

The online service of the *Doing Business* database is managed by Rajesh



Ammassamveettil, Varun Doiphode, Ana Cristina Santos Felix, Fengsheng Huang, Arun Chakravarthi Nageswaran, Smita Ramchandra Patil, Kamalesh Sengaonkar, Shrikant Bhaskar Shinde and Vinod Thottikkatu. The *Doing Business 2019* outreach strategy is managed by Indira Chand, with support from World Bank Group communications colleagues at headquarters and around the world.

The team is grateful for the valuable comments provided by colleagues, both within and outside the World Bank Group, and for the guidance provided by World Bank Group Executive Directors. The team would especially like to acknowledge the comments and guidance of Miah Rahmat Ali, Jean Francois Arvis, Shihab Ansari Azhar, Karim Ouled Belayachi, Maurizio Bussolo, Fernando Dancausa, Laura Sagnori Diniz, Simeon Djankov, Makhtar Diop, David Evans, Kenechukwu Maria Ezemenari, Jorge Familiar Calderon, Enrique Fanta Ivanovic, Ana Margarida Fernandes, Manuela V. Ferro, Melissa Fossberg, William John Gain, Caren Grown, Iva I. Hamel, Lucia C. Hanmer, Georgia Harley, Caroline

Heider, Zahid Hussain, Yoichiro Ishihara, Gerard Kambou, Jennifer L. Keller, Claire A. Kfour, Aphichoke Kotikula, Charles Kunaka, Andres Federico Martinez, Catherine Kadennyeka Masinde, Hideki Matsunaga, Saiyed Shabih Ali Mohib, Mahmoud Mohieldin, Peter J. Mousley, Tatiana Nenova, Akihiko Nishio, Antonio Nucifora, Tigran Parvanyan, William Welsh Paterson, Gael J. R. F. Raballand, Seila Redzepi, Federica Saliola, Hartwig Schafer, Sylvia Solf, Amy L. Stilwell, Andrew H.W. Stone, David M. Theis, Hans Timmer, Julien Vilquin, Alessio Zanelli, Christina Katharina Wiederer and Albert G. Zeufack.

The paying taxes project was conducted in collaboration with PwC, led by Stef van Weeghel.

Bronwen Brown edited the manuscript. Corporate Visions, Inc. designed the report and the graphs.

*Doing Business* would not be possible without the expertise and generous input of a network of more than 13,800 local partners, including legal experts,

business consultants, accountants, freight forwarders, government officials and other professionals routinely administering or advising on the relevant legal and regulatory requirements in the 190 economies covered. Contact details for local partners are available on the *Doing Business* website at <http://www.doingbusiness.org>.

The names of the local partners wishing to be acknowledged individually are listed below. The global and regional contributors listed are firms that have completed multiple questionnaires in their various offices around the world.

## GLOBAL CONTRIBUTORS

ADVOCATES FOR INTERNATIONAL DEVELOPMENT

BAKER MCKENZIE

BDO

DELOITTE

DENTONS

DLA PIPER

EVERSHEDS SUTHERLAND

EY

GRANT THORNTON

GRATA INTERNATIONAL

IUS LABORIS—ALLIANCE OF LABOR, EMPLOYMENT,  
BENEFITS AND PENSIONS LAW FIRMS

JOHN W. FFOOKS &amp; CO.

KPMG

LEX MUNDI, ASSOCIATION OF INDEPENDENT LAW FIRMS  
PWC<sup>1</sup>

REED SMITH LLP

RUSSELL BEDFORD INTERNATIONAL

SHEARMAN &amp; STERLING LLP

TALAL ABU-GHAZALEH LEGAL (TAG-LEGAL)

WHITE &amp; CASE LLP

## REGIONAL CONTRIBUTORS

A.P. MOLLER—MAERSK GROUP

AL TAMIMI &amp; COMPANY

ARIAS LAW

ASHURST LLP

ASSOCIATION OF CONSUMER CREDIT  
INFORMATION SUPPLIERS (ACCIS)

BOGA &amp; ASSOCIATES

CENTIL LAW

DFDL

FERRERE ABOGADOS

GARCÍA &amp; BODÁN

GARRIGUES

GIDE LOYRETTE NOEL

MAYER BROWN

MIRANDA &amp; ASSOCIADOS

NORTON ROSE

SCHOENHERR

SORAINEN

TRANSUNION INTERNATIONAL

## AFGHANISTAN

DA AFGHANISTAN  
BRESHNA SHERKAT

INVEST-ONE CORPS INC.

Taqi Ud Din Ahmad  
A.F. FERGUSON & CO.  
CHARTERED ACCOUNTANTS,  
A MEMBER FIRM OF  
PWC NETWORKNajibullah Ahmadi  
SKYWARDS CONSTRUCTION  
COMPANYZulfiqar Ali Khan  
AFGHANISTAN  
INTERNATIONAL BANKShaheryar Aziz  
A.F. FERGUSON & CO.  
CHARTERED ACCOUNTANTS,  
A MEMBER FIRM OF  
PWC NETWORKGhufran Babakarkhail  
BRAND SUPER CONSTRUCTION  
COMPANYSara Balagh  
KAKAR ADVOCATESMazhar Bangash  
RIAA BARKER GILLETTE AFGNadia Bazidwal  
THE ASIA FOUNDATIONSultan Maqsood Fazel  
QADERDAN ELECTRICITY  
COMPANYMohammad Erfan Habib  
PRAELEGALAbdul Hameed Sahak  
DA AFGHANISTAN BANKKhalid Hatam  
RIAA BARKER GILLETTE AFGHussain Ali Hekmat  
IKMAL ENGINEERING  
CONSTRUCTION COMPANYSanzar Kakar  
AFGHANISTAN  
HOLDING GROUPAbdul Nafay Khaleeq  
MOBY GROUP AFGHANISTANM. Wisal Khan  
LEGAL ORACLESThomas Kraemer  
KAKAR ADVOCATESKhalid Massoudi  
MASNAD LAW FIRMAbdul Qayoum Mohammadi  
SKYWARDS CONSTRUCTION  
COMPANYMohammad Jawad Moradi  
AFGHANISTAN  
INTERNATIONAL BANKAbdul Nasir Mudaser  
AFGHANISTAN LAWYERS  
INTERNATIONALAtif Mufassir  
DELOITTE YOUSUF ADIL,  
CHARTERED ACCOUNTANTSBabu Namburath  
ABU-GHAZALEH INTELLECTUAL  
PROPERTY (AGIP)Saqib Naseer  
A.F. FERGUSON & CO.  
CHARTERED ACCOUNTANTS,  
A MEMBER FIRM OF  
PWC NETWORKAbdul Nasser Nazari  
RAINBOW CONSULTING  
SERVICESTariq Nazarwall  
DEHSABZ CITY DEVELOPMENT  
AUTHORITY, INDEPENDENT  
BOARD OF KABUL NEW  
CITY DEVELOPMENTZahidullah Omarzai  
RIAA BARKER GILLETTE AFGHabibullah Pirzada  
ACCL INTERNATIONALHabiburahman Qaderdan  
QADERDAN ELECTRICITY  
COMPANYNaser Raiz  
SAHIL RAEZ ENGINEERING  
SERVICES LTD.Ahmad Rashid  
KABUL MUNICIPALITYAbdul Wahid Rizwanzai  
RIAA BARKER GILLETTE AFGAbdul Sami Saber  
DA AFGHANISTAN BANKAli Saberi  
IKMAL ENGINEERING  
CONSTRUCTION COMPANYZahid Safi  
RIAA BARKER GILLETTE AFGAbdul Nasser Sahak  
DA AFGHANISTAN BANKFerdous Samim  
AFGHAN TAAK INC.Mohammad Ismail Shahid  
LEX FERGHANA ADVOCATS  
& LEGAL CONSULTANTSAali Shan Ahmed  
ICON TRADING AND  
FORWARDING COMPANYKhesraw Shinwari  
KABUL MUNICIPALITYHaris Syed Raza  
GERRY'S DNATA PVT. LTD.Mohammad Taimur Taimur  
DA AFGHANISTAN BANKMohammad Khalid Tayeb  
KANDA FRUITNajibullah Wardak  
MINISTRY OF FINANCEAbdul Salam Zahed  
AFGHANISTAN INVESTMENT  
SUPPORT AGENCYRohullah Zarif  
ACCL INTERNATIONAL

## ALBANIA

WOLF THEISS

Iris Ago  
GENERAL DIRECTORATE  
OF TAXATIONArtur Asllani  
TONUCCI & PARTNERSArtan Babaramo  
GENERAL DIRECTORATE  
OF TAXATION

Ledia Beçi

Renis Bega  
HOXHA, MEMI & HOXHABoiken Bendo  
BENDO LAW, ADVOCATES  
& LEGAL CONSULTANTSArmando Bode  
BOGA & ASSOCIATESGenc Boga  
BOGA & ASSOCIATESArtan Bozo  
BOZO & ASSOCIATES  
LAW FIRMNjazuella Brahल्ली  
GJIK & ASSOCIATESMegi Caushi  
AVANNITVE CONSULTING  
SH.P.K.Eriona Dobrovoda  
AECO CONSULTINGEniana Dupi  
AECO CONSULTINGBesnik Duraj  
DRAKOPOULOS LAW FIRMAna Dylgjeri  
BANK OF ALBANIASokol Elmazaj  
BOGA & ASSOCIATESPranvera Fagu (Behushi)  
ALBANIAN NATIONAL  
BUSINESS CENTERDorina Fezollari  
AVANNITVE CONSULTING  
SH.P.K.Lisjana Fusha  
ALB BB AUDITING LTD.Lorena Gega  
PRICEWATERHOUSECOOPERS  
AUDIT SH.P.K.Enida Gerxholli  
REGISTRY OF SECURITY  
PLEDGESGjergji Gjika  
GJIK & ASSOCIATESAurela Gjokutaj  
AL-TAX CENTEREduart Gjokutaj  
AL-TAX CENTERValbona Gjonçari  
BOGA & ASSOCIATESKlaid Goga  
DIAMANT LOGISTICSShirli Gorenca  
KALO & ASSOCIATESElvis Gosnishti  
ALB BB AUDITING LTD.Mateo Gosnishti  
ALB BB AUDITING LTD.Esa Hala  
ABKONSErgys Hasani  
GJIK & ASSOCIATESFlorian Hasko  
TASHKO PUSTINA—ATTORNEYSEris Hoxha  
ABKONSShpati Hoxha  
HOXHA, MEMI & HOXHAElira Hroni  
KALO & ASSOCIATES

Belinda Ikonimi

Evis Jani  
GJIK & ASSOCIATESBrunilda Jegeni  
REGISTRY OF SECURITY  
PLEDGESIlir Johollari  
HOXHA, MEMI & HOXHABledar Kabashi  
MINISTRY OF JUSTICEOlton Kaçani  
GJIK & ASSOCIATESMiranda Kapllani  
BENIMPX & CO.Aldi Kareco  
BOGA & ASSOCIATESOlta Kaziaj  
AVANNITVE CONSULTING  
SH.P.K.Qirjako Kocollari  
DHLIlda Koja  
GENERAL DIRECTORATE  
OF TAXATIONFlamur Kuçi  
ADVICERenata Leka  
BOGA & ASSOCIATES

1. "PwC" refers to the network of member firms of PricewaterhouseCoopers International Limited (PwCIL), or, as the context requires, individual member firms of the PwC network. Each member firm is a separate legal entity and does not act as agent of PwCIL or any other member firm. PwCIL does not provide any services to clients. PwCIL is not responsible or liable for the acts or omissions of any of its member firms nor can it control the exercise of their professional judgment or bind them in any way. No member firm is responsible or liable for the acts or omissions of any other member firm nor can it control the exercise of another member firm's professional judgment or bind another member firm or PwCIL in any way.

Sara Leka  
BOGA & ASSOCIATES

Gilda Lika  
BENDO LAW, ADVOCATES  
& LEGAL CONSULTANTS

Petraç Lika  
OSHEE (OPERATOR)  
I SHPERNDARIES SE  
ENERGJISE ELEKTRIKE)

Arbër Lloshi  
OPTIMA LEGAL  
AND FINANCIAL

Tetis Lubonja  
MINISTRY OF JUSTICE

Marlind Maksuti  
PRICEWATERHOUSECOOPERS  
AUDIT SH.P.K.

Andi Memi  
HOXHA, MEMI & HOXHA

Romeo Merruko  
KALO & ASSOCIATES

Aigest Milo  
KALO & ASSOCIATES

Orgita Milo  
BOGA & ASSOCIATES

Krista Moco  
ABKONS

Eno Muja  
BOGA & ASSOCIATES

Ina Mullaj  
ABKONS

Kristo Myrindinas  
PRICEWATERHOUSECOOPERS  
AUDIT SH.P.K.

Trojan Pavlovski  
BOGA & ASSOCIATES

Loreta Peci  
PRICEWATERHOUSECOOPERS  
AUDIT SH.P.K.

Romina Pere  
ALB BB AUDITING LTD.

Krisela Qirushi  
GIJKA & ASSOCIATES

Alban Shanaj  
TASHKO PUSTINA—ATTORNEYS

Ardjana Shehi  
AA+ PARTNERS LEGAL  
& CONSULTING

Elda Shuraja

Jonida Skendaj  
BOGA & ASSOCIATES

Ketrin Topçiu  
BOZO & ASSOCIATES  
LAW FIRM

Rudina Toto  
CO-PLAN

Alketa Uruçi  
BOGA & ASSOCIATES

Irv Vaso  
KALO & ASSOCIATES

Gerhard Velaj  
BOGA & ASSOCIATES

Migena Vroni  
GENER2

Flavia Xhafo  
KALO & ASSOCIATES

Donald Xhelili  
FIRST COURT OF TIRANA

Enida Zeneli  
BOZO & ASSOCIATES  
LAW FIRM

## ALGERIA

Mohamed Nadir Aissani  
PWC ALGERIA

Samit Ait-Amar  
CABINET AIT-AMAR

Salima Aloui  
LAW FIRM GOUSSANEM  
& ALOUI

Arab Aoudj  
CABINET D'AUDIT ET DE  
CONTRÔLE DES COMPTES

Djelloul Aouidette  
UNION NATIONALE  
DES TRANSITAIRES ET  
COMMISSIONNAIRES  
ALGÉRIENS (UNTCA)

Mohamed Atbi  
ETUDE NOTARIALE  
MOHAMED ATBI

Djamila Azzouz  
CABINET D'AUDIT AZZOUZ—  
CORRESPONDENT OF RUSSELL  
BEDFORD INTERNATIONAL

Salim Azzouz  
CABINET D'AUDIT AZZOUZ—  
CORRESPONDENT OF RUSSELL  
BEDFORD INTERNATIONAL

Smail Bazizi  
COMMISSION DE REGULATION  
DE L'ELECTRICITE ET DU GAZ

Yannil Belbachir  
FARES GROUP LAW FIRM

Hind Belhachmi  
LPA-CGR AVOCATS

Hassan Djamel Belloula  
CABINET BELLOULA

Tayeb Belloula  
CABINET BELLOULA

Abdelghani Benaired  
CABINET DU MAÎTRE  
ABDELGHANI BENAIRE

Abdelouahab Benali  
TRANSIT MOUHOUB KAMAL

Anis Benissad  
LANOUAR PARTNERS

Aniss Benmeradi  
CABINET MEGUELLATI

Hind Benmiloud  
BENMILLOUD AVOCATS

Meriem Benmouloud  
AGENCE NATIONALE  
DU CADASTRE

Djamila Berkane  
MINISTRY OF JUSTICE

Rachid Berredane  
CHAMBRE NATIONALE  
DES NOTAIRES

Abdelhakim Bettache  
L'ASSEMBLÉE POPULAIRE  
COMMUNALE D'ALGER CENTRE

Adnane Bouchaib  
BOUCHAIB LAW FIRM

Murb Boudali  
MINISTÈRE DE L'ÉNERGIE

Hamid Boughenou  
BECOME SCP

Rachida Boughenou  
BECOME SCP

Nouridine Bouhatmi  
MAERSK LOGISTICS

Djoulene Boukedroune  
THOMPSON & KNIGHT LLP

Abderrahmane Bourkaib  
FID ACCOUNTING SARL

Youssef Bouzouad  
DIRECTION GÉNÉRALE  
DES DOUANES

Merouane Chabane  
SOCIÉTÉ DE DISTRIBUTION  
DE L'ELECTRICITÉ ET DU  
GAZ D'ALGER (SDA)

Mohand Larbi Ikram Chikhi  
MLI CHIKHI

Djamel Chorfi

Abdallah Deramchi  
CABINET D'AUDIT AZZOUZ—  
CORRESPONDENT OF RUSSELL  
BEDFORD INTERNATIONAL

Mohamed Riad Deramchi  
CABINET D'AUDIT AZZOUZ—  
CORRESPONDENT OF RUSSELL  
BEDFORD INTERNATIONAL

Said Dib  
BANQUE D'ALGÉRIE

Ahmed Djouadi  
LAW FIRM HADI-HAMOU  
& DJOUADI—ASSOCIATE  
OFFICE OF DENTONS

Hamil Faïdi  
STUDIO A

Aouam Fatiha

Omar Fouchane  
SARL GLOBTAINER  
LOGISTIQUE ALGERIE

Julien Gontier  
GIDE LOYRETTE NOUËL,  
MEMBER OF LEX MUNDI

Mohamed Lahbib Goubi  
BANQUE D'ALGÉRIE

Khaled Goussanem  
LAW FIRM GOUSSANEM  
& ALOUI

Mohamed El-Amine Haddad  
CABINET DE MAÎTRE  
AMINE HADDAD

Tidjani Hassan Haddam  
CNAS

Samir Hamouda  
CABINET D'AVOCATS  
SAMIR HAMOUDA

Mustapha Hamza  
HAMZA LAW OFFICE

Issaad M. Hand  
MINISTÈRE DES  
FINANCES—DIRECTION  
GÉNÉRALE DES IMPÔTS

Halim Karabadi  
SOCIÉTÉ DE DISTRIBUTION  
DE L'ELECTRICITÉ ET DU  
GAZ D'ALGER (SDA)

Moussaoui Karim  
CAISSE NATIONALE  
DE SÉCURITÉ SOCIALE  
DES NON SALARIÉS

Yamina Kebir  
LAW OFFICE OF YAMINA KEBIR

Abdelmalek Kherbachene  
LANOUAR PARTNERS

Samy Laghouati  
GIDE LOYRETTE NOUËL,  
MEMBER OF LEX MUNDI

Mohamed Seghir Lakhdari  
LAKHDARI CABINET D'AVOCATS

Mouenis Lakhdari  
LAKHDARI CABINET D'AVOCATS

Mohamed Lanouar  
LANOUAR PARTNERS

Harous Madjid  
PWC ALGERIA

Sandra Mechta  
CENTRE NATIONAL DU  
REGISTRE DU COMMERCE

Sofiane Meguellati  
CABINET MEGUELLATI

Tahar Melakhessou  
NOTAIRE MELAKHESSOU

Ayoub Melizi  
AMA

Aliane Meziane  
CABINET  
SELLOU—CHERNIKH—ALIANE

Mouraira M'hamed  
MINISTÈRE DE L'ÉNERGIE

Mohamed Mokrane  
MINISTÈRE DES FINANCES—  
DIRECTION GÉNÉRALE DU  
DOMAINE NATIONAL

Hassane Nait Ibrahim  
SARL GLOBTAINER  
LOGISTIQUE ALGERIE

Hamid Ould Hocine  
STUDIO A

Wissam Ramdani  
FARES GROUP LAW FIRM

Malika Redouani  
PWC ALGERIA

Rabhi Saddek  
ACCOUNTANT

Lazhar Sahbani  
PWC ALGERIA

Madiha Silini  
LPA-CGR AVOCATS

Sarah Soubrah-Chouiter  
THOMPSON & KNIGHT LLP

Abbas Turqui  
AVOCAT

Nourredine Yahi  
CABINET YAHY

Hassan Yassine  
THOMPSON & KNIGHT LLP

## ANGOLA

TRANSMIX

Luís Andrade  
PWC ANGOLA

Jeanine Batalha Ferreira  
PWC PORTUGAL

Guilherme Carreira  
EDIFER ANGOLA

Luís Filipe Carvalho  
ADCA LAW FIRM, MEMBER  
OF DLA PIPER AFRICA GROUP

Jaime Carvalho Esteves  
PWC PORTUGAL

Inês Barbosa Cunha  
PWC PORTUGAL

Alwin Leon Das  
FAMS TRANSITÁRIOS LDA

Patricia Dias  
AVM ADVOGADOS

Alexandre Fernandes  
AFBS PARTNERS

Luís Fraústo Varona  
ABREU ADVOGADOS

Alberto Galhardo Simões  
MIRANDA & ASSOCIADOS

Yuri Ganga  
CFA

Rita Lufinha Borges  
MIRANDA & ASSOCIADOS

António Manuel da Silva  
INSTITUTO REGULADOR DOS  
SERVIÇOS DE ELECTRICIDADE  
E ÁGUAS (IRSEA)

Rute Martins Santos  
CFA

Arceleio Matias  
ARCELIO INACIO DE  
ALMEIDA MATIAS—ARDJA-  
PRESTAÇÃO DE SERVIÇOS  
E CONSULTORIA, LDA

Rui Mayer  
CUATRECASAS, GONÇALVES  
PEREIRA, RL (PORTUGAL)

Vanessa Mendes  
CFA

Marcos Neto  
BANCO NACIONAL DE ANGOLA

Catarina Neto Fernandes  
ADCA ADVOGADOS ANGOLA

Janota Nzogi  
ENERGY AND WATER MINISTRY

Júlio Pascoal  
ENDE-EP

Alexandre Pegado  
ALEXANDRE PEGADO—  
ESCRITÓRIO DE ADVOGADOS

Joaquim Piedade  
UNICARGAS

André Miguel Pitêu  
RANSITEX ANGOLA

Laurinda Prazeres Cardoso  
LEAD ADVOGADOS

José Quarta  
INSTITUTO REGULADOR DOS  
SERVIÇOS DE ELECTRICIDADE  
E ÁGUAS (IRSEA)

Antonio Sanchez  
ENDE-EP

Cláudia Santos Malaquias  
MIRANDA & ASSOCIADOS

Sandra Saraiva  
GABINETE LEGAL  
ANGOLA—ADVOGADOS

Bruno Serejo  
ELA—EXPERT LEGAL  
ASSISTANCE

Dinamukueno Lukie Sérgio  
OLICARGO ANGOLA SA

Tatiana Serrão  
FBL ADVOGADOS

Gervásio Simão  
GEPLI ANGOLA

Beatriz Calçada Soares  
Catumbela

Daniela Tavares Nunes  
ABREU ADVOGADOS

Elsa Tchicanha  
GABINETE LEGAL  
ANGOLA—ADVOGADOS

Cristina Teixeira  
PWC ANGOLA

Kiluange Tiny  
CFA

Ricardo Veloso  
RICARDO VELOSO &  
ADVOGADOS ASSOCIADOS

António Vicente Marques  
AVM ADVOGADOS

**ANTIGUA AND BARBUDA**

ANTIGUA & BARBUDA  
INTELLECTUAL PROPERTY &  
COMMERCE OFFICE (ABIPCO)

INLAND REVENUE DEPARTMENT



## MINISTRY OF LABOR

Vernon Bird  
SURVEY AND MAPPING  
DIVISION

Raju Boddur  
ANTIGUA & BARBUDA  
CUSTOMS & EXCISE DIVISION

Neil Coates  
GRANT THORNTON

Nkosi Cochrane  
DEVELOPMENT CONTROL  
AUTHORITY

Brian D'Ornellas  
OBM INTERNATIONAL,  
ANTIGUA LTD.

John Fuller  
JOHN E. FULLER & CO.

E. Ann Henry  
HENRY & BURNETTE

Craig Jacas  
STAPLETON CHAMBERS

Wendy Jackson  
MEDICAL BENEFITS SCHEME

Colin John Jenkins  
CJC + ASSOCIATES INC.

Hugh C. Marshall  
MARSHALL & CO.

David Matthias  
ANTIGUA BARBUDA SOCIAL  
SECURITY BOARD

Jason Peters  
ANTIGUA PUBLIC UTILITIES  
AUTHORITY (APUA)

Septimus A. Rhudd  
RHUDD & ASSOCIATES

Stacy A. Richards-Roach  
RICHARDS & CO.

Sharon Simmons  
LAND REGISTRY

Owren Smith  
DEVELOPMENT CONTROL  
AUTHORITY

Frederick Southwell  
DEVELOPMENT CONTROL  
AUTHORITY

## ARGENTINA

Lucas Abal  
RIVERA & ASOCIADOS

Ignacio Acedo  
GONZALEZ & FERRARO MILA

Dolores Acosta  
MITRANI CABALLERO  
& RUIZ MORENO

Oswaldo Alonso  
GOBIERNO DE LA CIUDAD  
DE BUENOS AIRES

Tomás M. Araya  
M. & M. BOMCHIL

Nicolás Arida  
RATTAGAN, MACCHIAVELLO  
AROCENA & PEÑA  
ROBIROSA ABOGADOS

Natalia Artmann  
ALFARO ABOGADOS

Ariadna Artopoulos  
M. & M. BOMCHIL

María Fernanda Arturi  
CENTRAL BANK OF ARGENTINA

Alejo Baca Castex  
G. BREUER

Ricardo Balestra  
M. & M. BOMCHIL

Gonzalo Carlos Ballester  
J.P. O'FARRELL ABOGADOS

Néstor J. Belgrano  
M. & M. BOMCHIL

Martín Boldes  
SECRETARÍA GENERAL DEL  
GOBIERNO DE LA CIUDAD  
DE BUENOS AIRES

Pilar Etcheverry Boneo  
MARVAL, O'FARRELL  
& MAIRAL, MEMBER  
OF LEX MUNDI

Ignacio Fernández Borzese  
LUNA REQUENA & FERNÁNDEZ  
BORZESE TAX LAW FIRM

Laura Huertas Buraglia  
MITRANI CABALLERO  
& RUIZ MORENO

Damián Burgio  
SALAVERRI | BURGIO |  
WETZLER MALBRÁN

Fabiola Busto Blanco  
GONZALEZ & FERRARO MILA

Adriana Paola Caballero  
WIENER SOTO CAPARRÓS

Delfina Calabro  
ESTUDIO BECCAR VARELA

Javier Canosa  
CANOSA ABOGADOS

Federico Carenzo  
LEONHARDT & DIETL

Gabriela Carissimo  
ALFARO ABOGADOS

Mariano E. Carricart  
BADENI, CANTILLO,  
LAPLACETTE & CARRICART

Gustavo Casir  
GONZALEZ & FERRARO MILA

Luciano Cativa  
LUNA REQUENA & FERNÁNDEZ  
BORZESE TAX LAW FIRM

Hector Osvaldo Chomer  
JUZGADO DE PRIMERA  
INSTANCIA EN LO COMERCIAL

Agustín Comastri  
G. BREUER

Agueda Crespo  
UNION INTERNACIONAL  
DEL NOTARIADO

Roberto H. Crouzel  
ESTUDIO BECCAR VARELA

Gabriel de Albadalejo  
ECOVIS ARGENTINA  
RAMOGNINO, DE ALBALADEJO  
& ASOCIADOS SC

Oscar Alberto del Río  
CENTRAL BANK OF ARGENTINA

Noelia Aldana Di Stefano  
J.P. O'FARRELL ABOGADOS

Dana Eizner  
SEVERGNINI, ROBIOLA,  
GRINBERG & TOMBEUR

Pablo Ferraro Mila  
GONZALEZ & FERRARO MILA

Diego M. Fissore  
G. BREUER

María Victoria Funes  
M. & M. BOMCHIL

Eduardo Galleazzi  
ARCHITECT

Martín Gastaldi  
ESTUDIO BECCAR VARELA

Javier M. Gattó Bicaín  
CANDIOTTI GATTO  
BICAÍN & OCANTOS

Giselle Rita Geuna  
ALFARO ABOGADOS

Juan José Glusman  
PWC ARGENTINA

Gonzalo María Gros  
J.P. O'FARRELL ABOGADOS

Eduardo Guglielmini  
MINISTRY OF ENERGY  
AND MINING

Sandra S. Guillan

Federico Guillermo Absi  
G. BREUER

María del Pilar Gutierrez  
LEONHARDT, DIETL, GRAF  
& VON DER FECHT

Paula Hertel  
DIRECCIÓN GENERAL  
DE REGISTRO DE OBRAS  
Y CATASTRO (CITY OF  
BUENOS AIRES)

Gabriela Hidalgo

Fabián Hilal  
CASELLA & HILAL ABOGADOS

Daniel Intile  
RUSSELL BEDFORD  
ARGENTINA—MEMBER  
OF RUSSELL BEDFORD  
INTERNATIONAL

Edgardo Isola  
M. & M. BOMCHIL

Nicolás Jaca Otaño  
RATTAGAN, MACCHIAVELLO  
AROCENA & PEÑA  
ROBIROSA ABOGADOS

Luciano José Nístico  
J.P. O'FARRELL ABOGADOS

Andrea Junquera  
CANDIOTTI GATTO  
BICAÍN & OCANTOS

Federico Leonhardt  
LEONHARDT, DIETL, GRAF  
& VON DER FECHT

Eduardo Lerner  
ENTE NACIONAL REGULADOR  
DE LA ELECTRICIDAD (ENRE)

Pilar Lodewyckx Hardy  
ESTUDIO BECCAR VARELA

Marcelo López  
INSPECCIÓN GENERAL  
DE JUSTICIA

Verónica Lopreite  
AGENCIA GUBERNAMENTAL  
DE CONTROL

Juan Manuel Magadan  
PWC ARGENTINA

María Jimena Martínez Costa  
MITRANI CABALLERO  
& RUIZ MORENO

Julián Melis  
CANDIOTTI GATTO  
BICAÍN & OCANTOS

Julián Michel  
RATTAGAN, MACCHIAVELLO  
AROCENA & PEÑA  
ROBIROSA ABOGADOS

María Fernanda Mieréz  
ESTUDIO BECCAR VARELA

Diego Minerva  
MITRANI CABALLERO  
& RUIZ MORENO

Walter Minetti  
DAMCO

Jorge Miranda  
CLIPPERS SA

Pedro Nicholson  
ESTUDIO BECCAR VARELA

Alfredo Miguel O'Farrell  
MARVAL, O'FARRELL  
& MAIRAL, MEMBER  
OF LEX MUNDI

Gabriela E. Orsini  
SENTIDO COMÚN

Laura Piedrahita Abella  
RIVERA & ASOCIADOS

Alejandro Poletto  
ESTUDIO BECCAR VARELA

Enrique Pugliano  
ORGANIZACIÓN VERAZ SA  
COMERCIAL DE MANDATOS  
E INFORMES IN AFFILIATION  
WITH EQUIFAX INC.

María Clara Pujol  
WIENER SOTO CAPARRÓS

Julio R. Martínez  
MITRANI CABALLERO  
& RUIZ MORENO

Rafael Ramognino  
ECOVIS ARGENTINA  
RAMOGNINO, DE ALBALADEJO  
& ASOCIADOS SC

Natalia Rauchberger  
MITRANI CABALLERO  
& RUIZ MORENO

Federico José Reibestein  
REIBESTEIN & ASOCIADOS

Juan Manuel Reyes Santa Cruz  
PLANOSNET.COM  
CONSULTORIA MUNICIPAL

Julio Cesar Rivera  
RIVERA & ASOCIADOS

Matías Rivera  
SALAVERRI | BURGIO |  
WETZLER MALBRÁN

Gustavo Robino  
WIENER SOTO CAPARRÓS

Sebastián Rodrigo  
ALFARO ABOGADOS

Ignacio Rodríguez  
PWC ARGENTINA

Julián Andrés Rodríguez  
J.P. O'FARRELL ABOGADOS

Teodoro Rodríguez Cáceres  
G. BREUER

Juan Ignacio Ruiz  
ALFARO ABOGADOS

Diego Salaverri  
SALAVERRI | BURGIO |  
WETZLER MALBRÁN

Luz María Salomón  
J.P. O'FARRELL ABOGADOS

Juan Martín Salvadores  
de Arzuaga  
DE DIOS & GOYENA  
ABOGADOS CONSULTORES

Gonzalo J. Sánchez  
SANCHEZ, LUPI & ASOCIADOS

Pablo F. Sánchez Costa  
MARVAL, O'FARRELL  
& MAIRAL, MEMBER  
OF LEX MUNDI

Ignacio Sánchez Vaquero  
GONZALEZ & FERRARO MILA

Ramiro Santurio  
LEONHARDT, DIETL, GRAF  
& VON DER FECHT

Patricia Sassaroli  
PAJARITO TRADING SRL

Enrique Schinelli  
LEONHARDT, DIETL, GRAF  
& VON DER FECHT

Carolina Serra  
ESTUDIO BECCAR VARELA

María Shakespear  
ESTUDIO BECCAR VARELA

Federico Sosa  
ESTUDIO BECCAR VARELA

María Florencia Sota Vazquez  
ALFARO ABOGADOS

Pablo Staszewski  
STASZEWSKI & ASSOCIATES

Ricardo Tavieres  
PWC ARGENTINA

María Paula Terrel

Adolfo Tombolini  
RUSSELL BEDFORD  
ARGENTINA—MEMBER  
OF RUSSELL BEDFORD  
INTERNATIONAL

Valentina Toquier  
M. & M. BOMCHIL

María Paola Trigiani  
ALFARO ABOGADOS

María Victoria Tuculet  
M. & M. BOMCHIL

Emilio Beccar Varela  
ESTUDIO BECCAR VARELA

Abraham Viera  
PLANOSNET.COM  
CONSULTORIA MUNICIPAL

Germán Wetzler Malbrán  
SALAVERRI | BURGIO |  
WETZLER MALBRÁN

Roberto Wiman  
GREEN INGENIERÍA

Joaquín Emilio Zappa  
J.P. O'FARRELL ABOGADOS

## ARMENIA

ELECTRIC NETWORKS  
OF ARMENIA

MINISTRY OF ECONOMY

Mher Aghabekyan  
YEREVAN MUNICIPALITY

Sergey Aghinyan

Mike Ahern  
PWC KAZAKHSTAN

Anait Akhmyan  
MINISTRY OF URBAN  
DEVELOPMENT

Makar Arakelyan  
SATI FREIGHT  
FORWARDING CJSC

Amalia Artemyan  
PARADIGMA ARMENIA CJSC

Zaruhi Arzumnyan  
LEGELATA

Hayk Asatryan  
YEREVAN MUNICIPALITY

Sedrak Asatryan  
CONCERN-DIALOG LAW FIRM

Alen Assaturian  
URBAN UNIT LLC

Ella Atoyan  
PWC ARMENIA

David Babayan  
HORIZON 95

Karapet Badalyan  
ALL T CONSULTING CJSC

Anushik Baghdasaryan  
AVENUE CONSULTING GROUP

Artur Balyan  
LEGAL WAVE LAW OFFICE LTD.

Hrachia Berberyan  
AGRARIAN FARMER'S  
ASSOCIATION OF ARMENIA

Artur Buduryan  
LEGELATA

Aharon Chilingaryan  
PARADIGMA ARMENIA CJSC

Arsen Chitchyan  
THE COLLEGIUM OF  
BUSINESS-MANAGERS'  
BANKRUPTCY—SRO

Tatevik Danielyan  
ARLEX INTERNATIONAL CJSC

Azat Dunamalyan  
ARSHINBANK CJSC

Aikanush Edigaryan  
TRANS-ALLIANCE

Gagik Galstyan  
HORIZON 95

Shoghik Gharibyan  
KPMG

Arsen Ghazaryan  
UNION OF MANUFACTURERS  
AND BUSINESSMEN  
(EMPLOYERS) OF ARMENIA

Hasmik Ghukasyan  
GRANT THORNTON LLP

Gayane Grigoryan  
GRANT THORNTON LLP

Mihran Grigoryan  
AVENUE CONSULTING GROUP

Narek Grigoryan  
THE STATE COMMITTEE OF  
REAL PROPERTY CADASTRE  
OF THE GOVERNMENT OF  
THE REPUBLIC OF ARMENIA

Tigran Grigoryan  
AVENUE CONSULTING GROUP

Tigran K. Grigoryan  
ASSEMBLING AND  
ARRANGING ENTERPRISE  
OF ELECTROTECHNICAL  
EQUIPMENT  
ELECTROSEVKAMONTAG

Alla Hakhnazaryan  
LEGELATA

Gevorg Hakobyan  
ELAWPHANT LAW FIRM

Edgar Hambaryan  
KPMG

Hasmik Harutyunyan  
PWC ARMENIA

Artak Hovakimyan  
BIG ENERGO LLC

Arthur Hovhannisyán  
MINISTRY OF JUSTICE

Vahan Hovsepian

Andranik Kasaryan  
YEREVAN MUNICIPALITY

Georgi Khachatryan  
AVENUE CONSULTING GROUP

Rafik Khachatryan  
KPMG

Sargis Manukyan  
YEREVAN MUNICIPALITY

Gor Margaryan  
LEGELATA

Nshan Martirosyan  
MINISTRY OF URBAN  
DEVELOPMENT

Lilit Matevosyan  
PWC ARMENIA

Nshan Matevosyan  
ARLEX INTERNATIONAL CJSC

Eduard Mesropyan  
JINJ ENGINEERING  
AND CONSULTING

Hovhannes Mesropyan  
JINJ ENGINEERING  
AND CONSULTING

Eleonora Mkrtchyan  
CENTRAL BANK OF ARMENIA

Lilit Movsisyan  
STATE REVENUE COMMITTEE  
OF THE GOVERNMENT OF  
THE REPUBLIC OF ARMENIA

Rajiv Nagri  
GLOBALINK LOGISTICS GROUP

Narine Nersisyan  
PWC ARMENIA

Aram Orbelyan  
CONCERN-DIALOG LAW FIRM

Naira Petrosyan  
PARADIGMA ARMENIA CJSC

Sarhat Petrosyan  
URBANLAB YEREVAN

Suren Petrosyan  
SP CONSULTING LLC

Hayk Pogosyan  
ARSARQTEX LLC

Nare Sahakyan  
ARSHINBANK CJSC

Thomas Samuelian  
ARLEX INTERNATIONAL CJSC

Gor Shahbazyán  
PWC ARMENIA

Maria Stepanyan  
PROFTAX

Aleksey Sukoyan  
COURT OF FIRST INSTANCE

Hakob Tadevosyan  
GRANT THORNTON LLP

Arevik Tarzyan  
AVITA LLC

Armen Tumanyan  
INTELEC INTELLIGENT  
ELECTRICAL SOLUTIONS

Nerses Yeritsyan  
CENTRAL BANK OF ARMENIA

Hmayak Yezekyan  
GLOBAL LOGISTICS

Aram Zakaryan  
ACRA CREDIT BUREAU

## AUSTRALIA

HILL SHIRE CITY COUNCIL

TREASURY OF AUSTRALIA

Mariam Azzo  
CLAYTON UTZ, MEMBER  
OF LEX MUNDI

Michael Barnett  
PWC AUSTRALIA

Rosanna Bartlett  
ATTORNEY-GENERAL'S  
DEPARTMENT

Harold Bolitho  
KING & WOOD MALLESONS

Lynda Brumm  
PWC AUSTRALIA

Pete Calleja  
PWC AUSTRALIA

Andrea Castle  
WHITE & CASE AUSTRALIA

Amanda Coneyworth  
FERRIER HODGSON  
MH SDN BHD

Mark Dalby  
OFFICE OF STATE REVENUE,  
NSW TREASURY

Kristy Dixon  
MARQUE LAWYERS

Philip Harvey  
KING & WOOD MALLESONS

Morgan Kelly  
FERRIER HODGSON  
MH SDN BHD

Nathanael Kitingan  
MACPHERSON +  
KELLEY LAWYERS

Felicia Lal  
MARQUE LAWYERS

Angus Luffman  
EQUIFAX

John Martin  
THOMSON GEER

Mitchell Mathas  
MATHASLAW

Barnaby Matthews  
WHITE & CASE AUSTRALIA

Nicholas Mavrakis  
CLAYTON UTZ, MEMBER  
OF LEX MUNDI

Mark Maxwell  
FUSION INDUSTRIES PTY LTD.

Georgia McGrath  
MARQUE LAWYERS

Aaron McKenzie  
MARQUE LAWYERS

Gordon McNeil  
AGRA COM PTY LIMITED

Abdur Mohamed  
PWC AUSTRALIA

Edmond Park  
CLAYTON UTZ, MEMBER  
OF LEX MUNDI

Michael Piotrowicz  
ATTORNEY-GENERAL'S  
DEPARTMENT

Wesley Rogers  
MARQUE LAWYERS

Dean Schiller  
FAYMAN INTERNATIONAL  
PTY. LTD.

Ruwan Senanayake

Bob Sparshatt  
EQUIFAX

Damian Sturzaker  
MARQUE LAWYERS

Michael Sweeney  
LEE GREEN & CO.

Simon Truskett  
CLAYTON UTZ, MEMBER  
OF LEX MUNDI

Bruce Whittaker  
ASHURST LLP

Amanda Wu  
ASHURST LLP

## AUSTRIA

MINISTRY FOR SCIENCE,  
RESEARCH AND ECONOMY

ÖFFENTLICHER NOTAR MMAG.  
DR. ARNO WEIGAND

Thomas Baredar  
OESTERREICHISCHE  
NATIONAL BANK

Constantin Benes  
SCHOENHERR

Markus Bitter  
GRAF & PITKOWITZ  
RECHTSANWÄLTE GMBH

Ludwig Bittner  
ÖSTERREICHISCHE  
NOTARIATSKAMMER

Georg Brandstetter  
BRANDSTETTER,  
BAURECHT, PRITZ & PARTNER  
RECHTSANWÄLTE KG

Manfred Buric  
FEDERAL MINISTRY OF  
CONSTITUTIONAL AFFAIRS,  
REFORM, DEREGULATION  
AND JUSTICE

Sonja Bydlinksi  
MINISTRY OF JUSTICE

Martin Ebner  
SCHOENHERR

Martin Eckel  
TAYLORWESSING  
E|N|W|C NATLACEN  
WALDERDORFF CANCOLA  
RECHTSANWÄLTE GMBH

Agnes Eigner  
BRANDSTETTER, BAURECHT,  
PRITZ & PARTNER  
RECHTSANWÄLTE KG

Julius Ernst  
BEV

Tibor Fabian  
BINDER GRÖSSWANG  
RECHTSANWÄLTE GMBH

Julian Feichtinger  
CHSH CERHA HEMPEL  
SPIEGELFELD HLAWATI,  
MEMBER OF LEX MUNDI

Leopold Ferch  
GRAF & PITKOWITZ  
RECHTSANWÄLTE GMBH

Christina Frist  
SCHOENHERR

Ferdinand Graf  
GRAF & PITKOWITZ  
RECHTSANWÄLTE GMBH

Andreas Hable  
BINDER GRÖSSWANG  
RECHTSANWÄLTE GMBH

Sebastian Haensse  
GRAF & PITKOWITZ  
RECHTSANWÄLTE GMBH

Herbert Herzig  
AUSTRIAN CHAMBER  
OF COMMERCE

Alexander Hofmann  
LAWYER

Armin Immervoll  
MINISTRY OF FINANCE

Alexander Isola  
GRAF & PITKOWITZ  
RECHTSANWÄLTE GMBH

Rudolf Kaendl  
KAINDL DUERR SCHULLER-  
KOEHLER ANTENREITER &  
PARTNER CIVIL LAW NOTARIES

Amith Gururaj Karanth  
PPC INSULATORS  
AUSTRIA GMBH

Margarete Kinz  
PWC AUSTRIA

Alexander Klausner  
BRAUNEIS KLAUSER PRÄNDL  
RECHTSANWÄLTE GMBH

Christian Köttl  
MINISTRY OF FINANCE

Rudolf Krickl  
PWC AUSTRIA

Michaela Krist  
CHSH CERHA HEMPEL  
SPIEGELFELD HLAWATI,  
MEMBER OF LEX MUNDI

Georg Lenger  
BREEZE PROJECT  
AUSTRIA GMBH

Peter Madl  
SCHOENHERR

Johannes Mrazek  
AUSTRIAN REGULATORY  
AUTHORITY

Gerhard Muggenhuber  
BEV—FEDERAL OFFICE OF  
METROLOGY & SURVEYING

Nikolaus Neubauer  
PWC AUSTRIA

Christopher Peitsch  
CHSH CERHA HEMPEL  
SPIEGELFELD HLAWATI,  
MEMBER OF LEX MUNDI

Thomas Rosenthaler  
SCWP SCHINDHELM AUSTRIA

Edwin Scharf  
SCWP SCHINDHELM AUSTRIA

Georg Schima  
KUNZ SCHIMA WALLENTIN  
RECHTSANWÄLTE OG,  
MEMBER OF IUS LABORIS

Stephan Schmalzl  
STARLINGER MAYER

Daniel Schmidt  
BINDER GRÖSSWANG  
RECHTSANWÄLTE GMBH

Ernst Schmidt  
ALPERN & PRINZ

David Seid  
GRAF & PITKOWITZ  
RECHTSANWÄLTE GMBH

Helmut Sprongl  
AUSTRIAN REGULATORY  
AUTHORITY

Thomas Trettnak  
CHSH CERHA HEMPEL  
SPIEGELFELD HLAWATI,  
MEMBER OF LEX MUNDI

Birgit Vogt-Majarek  
KUNZ SCHIMA WALLENTIN  
RECHTSANWÄLTE OG,  
MEMBER OF IUS LABORIS

Gerhard Wagner  
KSV1870 INFORMATION GMBH

Lukas A. Weber  
BRAUNEIS KLAUSER PRÄNDL  
RECHTSANWÄLTE GMBH

Stefan Weileder  
GRAF & PITKOWITZ  
RECHTSANWÄLTE GMBH

Elisabeth Zehetner-Piewald  
AUSTRIAN CHAMBER  
OF COMMERCE

## AZERBAIJAN

AZERSUN

CENTER FOR ANALYSIS  
OF ECONOMIC REFORMS  
AND COMMUNICATION

MINISTRY OF EMERGENCY  
SITUATIONS, STATE AGENCY  
FOR CONTROL OVER  
CONSTRUCTION SAFETY

Aygun Abbasova  
MICHAEL WILSON &  
PARTNERS LTD.

Parviz Abdullayev  
PWC AZERBAIJAN

Husniyye Abdullayeva  
MINISTRY OF TAXES

Khosrov Agaev  
AKKORD ASC

Chingiz Agarzaev

Mike Ahern  
PWC KAZAKHSTAN

Ilham Ahmedov  
BAKU ADMINISTRATIVE-  
ECONOMICAL COURT NO. 1

Zulfiya Akchurina  
GRATA INTERNATIONAL

Iftikhar Akhundov  
MINISTRY OF TAXES

Azer Aliyev

Aykhan Asadov  
BM MORRISON PARTNERS LLC

Zhala Asgarli  
MGB LAW OFFICES

Ismail Askerov  
MGB LAW OFFICES

Jamal Baghirov  
BM MORRISON PARTNERS LLC

Natavan Baghirova  
BM MORRISON PARTNERS LLC

Farid Bakshiyev  
GRATA INTERNATIONAL

Emil Bashirov  
GRATA INTERNATIONAL

Khayyam Bayramov  
JUDICIAL SERVICES AND  
SMART INFRASTRUCTURE  
PROJECT, WB AND MOJ

Orkhan Beydiyev  
CASPIAN LEGAL CENTER

Eyyub Fataliyev  
PWC AZERBAIJAN

Tural Feyzullayev  
COLLATERAL REGISTRY

Pari Gasimli  
CASPIAN LEGAL CENTER

Arif Guliyev  
PWC AZERBAIJAN

Ramin Gurbanov  
BAKU CITY YASAMAL  
DISTRICT COURT

Fatima Gurbanova  
PWC AZERBAIJAN

Elchin Habibov  
AZERBAIJAN CREDIT  
BUREAU LLC

Arzu Hajiyeva  
EY

Kamala Hajiyeva  
EY

Seymur Hasanov  
FINANCIAL MARKETS  
SUPERVISORY AUTHORITY

Lala Hasanova  
MGB LAW OFFICES

Kamal Huseynli  
MGB LAW OFFICES

Elmar Huseynov  
BLUE WATER SHIPPING LTD.

Ruhiyya Isayeva  
DENTONS

Gadir Ismayilov  
AZERISHIQ OJSC

Delara Israfilova  
BM MORRISON PARTNERS LLC

Zaki Jabiyev

Aladdin A. Jafarov  
BAKU CITY YASAMAL  
DISTRICT COURT

Ummi Jalilova  
GRATA INTERNATIONAL

Anar Janmammadov  
MGB LAW OFFICES

Bahar Kavuzova  
PWC AZERBAIJAN

Sabina Kerimova  
DENTONS

Elshad Khanalibayli  
THE STATE COMMITTEE  
ON PROPERTY ISSUES

Elnur Mammadov  
Elshad Mammadov  
THE STATE COMMITTEE  
ON PROPERTY ISSUES

Sahib Mammadov  
CITIZENS' LABOUR RIGHTS  
PROTECTION LEAGUE

Zaur Mammadov  
EY

Ilgar Mehti  
EKVITA

Rauf Memmedov  
AZERBAIJAN CUSTOMS  
COMMITTEE

Telman Memmedov  
MINISTRY OF TAXES

Elkhan Mikayilov  
SECTOR OF ASSISTANT  
SERVICE OF THE PRESIDENT  
OF AZERBAIJAN REPUBLIC  
ON ECONOMIC REFORMS

Farhad Mirzayev  
BM MORRISON PARTNERS LLC

Ruslan Mirzayev  
ADREM ATTORNEYS

Zahir Mirzoev  
MID 17

Aynur Musayeva  
EXPERT SM LTD.

Altay Mustafayev  
ALTAY MUSTAFAYEV LAW & TAX

Ikram Mutallimov  
BUSINESS SERVICE CENTRE

Farid Nabili  
CASPIAN LEGAL CENTER

Sabina Orujova  
DENTONS

Almaz Quliyeva  
MINISTRY OF TAXES

Mehri Rzaeva  
BM MORRISON PARTNERS LLC

Leyla Safarova  
BM MORRISON PARTNERS LLC

Mustafa Salamov  
BM MORRISON PARTNERS LLC

Nazim Shukurov  
AUDIT AZERBAIJAN

Sona Taghiyeva  
DENTONS

Anar A. Umudov  
ALIBI PROFESSIONAL LEGAL  
& CONSULTING SERVICES

Kamil Valiyev  
MGB LAW OFFICES

Ilkin Veliyev  
MINISTRY OF TAXES

Michael Wilson  
MICHAEL WILSON &  
PARTNERS LTD.

Sevil Yahyayeva  
EKVITA

Javid Yusifov  
CASPIAN LEGAL CENTER

Ulvia Zeynalova-Bockin  
DENTONS

## BAHAMAS, THE

BAHAMAS CUSTOMS  
RBC ROYAL BANK

Tara A. Archer-Glasgow  
HIGGS & JOHNSON

Sonia Brown  
GRAPHITE ENGINEERING LTD.

Gregory Cleare  
HOLOWESKO PARTNERS LTD.

Kimberley Cleare  
PWC BAHAMAS

Myles Culmer  
BDO

Kandice Davis  
UTILITIES REGULATION &  
COMPETITION AUTHORITY

Craig G. Delancy  
MINISTRY OF WORKS  
& TRANSPORT

Amos J. Ferguson Jr.  
FERGUSON ASSOCIATES  
& PLANNERS

Michael Forsythe  
IMPORT EXPORT BROKERS LTD.

Wendy Forsythe  
IMPORT EXPORT BROKERS LTD.

Vann P. Gaitor  
HIGGS & JOHNSON

Darren Ginns  
SMG CONSTRUCTION

Craig Gomez  
BAKER TILLY GOMEZ

Audley Hanna Jr.  
HIGGS & JOHNSON

Whitney Heastie  
BAHAMAS POWER AND LIGHT

Evelyn Holowesko  
HOLOWESKO PYFROM  
FLETCHER

Christopher Jenkins  
LENNOX PATON

Juan Lopez  
KPMG

Edward J. Marshall II  
GRAHAM THOMPSON  
ATTORNEYS

Mike Maura  
APD LIMITED

Wayne R. Munroe  
MUNROE & ASSOCIATES

Andrew G.S. O'Brien II  
GLINTON | SWEETING | O'BRIEN

Lindsay Pinder  
PINDER'S CUSTOMS  
BROKERAGE

Prince Rahming  
PWC BAHAMAS

Alvan Rolle  
ALVAN K. ROLLE &  
ASSOCIATES CO. LTD.

Rochelle Sealy  
PWC BAHAMAS

Merrit A. Storr  
PROVIDENCE LAW

Burlington Strachan  
BAHAMAS POWER AND LIGHT

Michele Thompson  
EY

Simon Townend  
KPMG

Dana C. Wells  
GRAHAM THOMPSON  
ATTORNEYS

## BAHRAIN

Ahmed Abbas Abdulla  
HASSAN RADHI & ASSOCIATES

Ahmed Abdulla  
MINISTRY OF WORKS,  
MUNICIPALITIES AND  
URBAN PLANNING

Mahmood Al Asheeri  
THE BENEFIT COMPANY

Latifa Al Mutawa  
THE BENEFIT COMPANY

Salem Al Quti  
MINISTRY OF WORKS,  
MUNICIPALITIES AND  
URBAN PLANNING

Waleed Al Sabbagh  
BAHRAIN CUSTOMS

Ali Al Sadeq  
THE BENEFIT COMPANY

Noor Al Taraif  
ZU'BI & PARTNERS ATTORNEYS  
& LEGAL CONSULTANTS

Mohamed Al-Ahmadi  
MINISTRY OF INDUSTRY,  
COMMERCE AND TOURISM

Ali Alalawi  
MINISTRY OF INDUSTRY,  
COMMERCE AND TOURISM

Jameel Al-Alawi  
MINISTRY OF INDUSTRY,  
COMMERCE AND TOURISM

Dana Alghareeb  
HAYA RASHED AL KHALIFA

Rehab Al-Hashimi  
MINISTRY OF WORKS,  
MUNICIPALITIES AND  
URBAN PLANNING

Ramzan Alnoaimi  
JUDICIAL AND LEGAL  
STUDIES INSTITUTE

Lulwa Alzain

Shehbaz Ameen  
AGILITY LOGISTICS

Nada Azmi  
BAHRAIN ECONOMIC  
DEVELOPMENT BOARD

Laverne Bacaser  
EY

Jenan Banahi  
DLA PIPER

Piyush Bhandari  
INTUIT MANAGEMENT  
CONSULTANCY

Laith Damer  
TALAL ABU-GHAZALEH  
LEGAL (TAG-LEGAL)

Ayman El Ghonem  
TALAL ABU-GHAZALEH  
LEGAL (TAG-LEGAL)

Qays H. Zu'bi  
ZU'BI & PARTNERS ATTORNEYS  
& LEGAL CONSULTANTS

Najma Hassan  
MINISTRY OF WORKS,  
MUNICIPALITIES AND  
URBAN PLANNING

Hessa Hussain  
THE BENEFIT COMPANY

Noora Janahi  
HASSAN RADHI & ASSOCIATES

Jawad HabibJawad  
BDO

Ali Maki  
MINISTRY OF INDUSTRY,  
COMMERCE AND TOURISM

Omar Manassaki  
ZU'BI & PARTNERS ATTORNEYS  
& LEGAL CONSULTANTS

Ali Marhoon  
MINISTRY OF INDUSTRY,  
COMMERCE AND TOURISM

Eman Omar  
ZU'BI & PARTNERS ATTORNEYS  
& LEGAL CONSULTANTS

Mohamed Qurban  
KANOO SHIPPING—YUSUF  
BIN AHMED KANOO WLL

Hassan Ali Radhi  
HASSAN RADHI & ASSOCIATES

Naji Sabt  
SURVEY AND LAND  
REGISTRATION BUREAU

Bidoor Saif  
HAYA RASHED AL KHALIFA

Manar Swar  
MINISTRY OF WORKS,  
MUNICIPALITIES AND  
URBAN PLANNING

Bajju Thomas  
AGILITY LOGISTICS

Mohamed Toorani  
DLA PIPER

Aseel Zimmo  
SUPREME JUDICIAL COUNCIL

## BANGLADESH

BANGLADESH FREIGHT  
FORWARDERS  
ASSOCIATION—CHITTAGONG

BANGLADESH FREIGHT  
FORWARDERS  
ASSOCIATION—DHAKA

CHITTAGONG DEVELOPMENT  
AUTHORITY

DHAKA CUSTOMS  
AGENTS ASSOCIATION

DHAKA ELECTRICITY SUPPLY  
COMPANY LTD. (DESCO)

MINISTRY OF COMMERCE

Ahmed Nadim Abdullah  
FM ASSOCIATES

Darras Abdullah  
TANJIB ALAM AND ASSOCIATES

S.M. Abid Ur Rahman  
TANJIB ALAM AND ASSOCIATES

Akib Adnan  
PUBALI CONSTRUCTION  
CO. LTD.

Munir Uddin Ahamed  
WAC LOGISTICS LIMITED

Suprim Ahammed  
RAHMAN RAHMAN HUQ,  
KPMG IN BANGLADESH

Faria Ahmad  
AKHTAR IMAM & ASSOCIATES

Montakim Ahmed  
ACE ADVISORY

Junayed Ahmed Chowdhury  
VERTEX CHAMBERS

Mohamed Nasir Uddin  
Al Mamun  
AIR SEA GLOBAL FREIGHT LTD.

Sayeed Abdullah Al Mamun  
Khan  
A.S. & ASSOCIATES

K.M. Tanjib-Ul Alam  
TANJIB ALAM AND ASSOCIATES

Shajib Mahmood Alam  
COUNSELS LAW PARTNERS

Emran Ali  
LAND REGISTRATION  
DIRECTORATE, MINISTRY  
OF LAW, JUSTICE &  
PARLIAMENTARY AFFAIRS

Mohamed Azaher Ali Khan  
LAND REGISTRATION  
DIRECTORATE, MINISTRY  
OF LAW, JUSTICE &  
PARLIAMENTARY AFFAIRS

Sayed Anwar Hossain  
SAYED ANWAR HOSSAIN  
AND ASSOCIATES

Mohammad Arif Uddin  
ADVOCATE

Mohamed Asadul Islam  
DIRECTORATE OF  
REGISTRATION, MINISTRY  
OF LAW, JUSTICE AND  
PARLIAMENTARY AFFAIRS

Jennifer Ashraf

Arunima Dutta Aurni  
FAROOQ AND ASSOCIATES

Nirod Baran Biswas  
LAND REGISTRATION  
DIRECTORATE, MINISTRY  
OF LAW, JUSTICE &  
PARLIAMENTARY AFFAIRS

A.S.A. Bari  
A.S. & ASSOCIATES

Kapil Basu  
PRICEWATERHOUSECOOPERS  
PVT. LTD.

Sushmita Basu  
PRICEWATERHOUSECOOPERS  
PVT. LTD.

Md. Halim Bepari  
HAFIZ AND HAQUE SOLICITORS

Asif Bin Anwar  
GRAYS CHAMBERS

Mir Osman Bin Nasim  
LAWYER

Nirmal Chandra Sarker  
INDUSTRIAL ENGINEERING  
& SERVICES

Paavan Chhabra  
HEALY CONSULTANTS  
GROUP PLC

A.H.M. Belal Chowdhury  
FM ASSOCIATES

Abul Kashem Chowdhury

Fahim Chowdhury  
PUBALI CONSTRUCTION  
CO. LTD.

M.A. Sami W. Chowdhury  
ADVOCARE LAW  
INTERNATIONAL

Mohammed Chowdhury  
ANCHOR LOGISTICS

Shabnaz Chowdhury  
LEX JURIS

Swad Chowdhury  
CELESTIAL

Titu Dey  
BT LOGISTICS LTD.

Mohannad F. Bhuiyan  
GRAYS CHAMBERS

Dewan Faisal  
A.S. & ASSOCIATES

Imtiaz Farooq  
AHMED AND FAROOQ LP

Abdullah Faruque  
FACULTY OF LAW, UNIVERSITY  
OF CHITTAGONG

Osman Goni  
OGR LEGAL

A.K.M. Fazlul Haque  
HUSSAIN FARHAD & CO.

Mohammad Saiful Haque  
ACCORD CHAMBERS

Mohammad Harun-or-Rashid  
REGISTRAR, JOINT STOCK  
COMPANIES & FIRMS

Muhammad Tanvir Hashem  
Munim  
MUNIM & ASSOCIATES

Sk. Abid Hossain  
EDISON GROUP

Mamorej Hossen  
DESIGN AND CONSULTANCY  
SERVICES

Faria Huq  
A.S. & ASSOCIATES

M. Farhad Hussain  
HUSSAIN FARHAD & CO.

Mohamed Ibrahim Khalil  
JURAL ACUTY

Tahsin Iftekhar  
JOINT DISTRICT JUDGE COURT

Rashna Imam  
AKHTAR IMAM & ASSOCIATES

Quazi Mahmud Iman (Bilu)  
CFS SERVICES

Ashiq Imran  
FIALKA

Arif Imtiaz

Jafar Iqbal  
LAW OPTIMA

Aminur Islam  
LEX JURIS

Ashraful Islam  
RAJUK (CAPITAL CITY  
DEVELOPMENT AUTHORITY  
OF BANGLADESH)

Md. Aminul Islam  
CITY APPAREL-TEX CO.

Md. Monjurul Islam  
BANGLADESH FRUITS,  
VEGETABLES & ALLIED  
PRODUCTS EXPORTERS  
ASSOCIATION

Md. Saiful Islam  
LEX COUNSEL

Muhammad Shafiqul Islam  
REGISTRAR, JOINT STOCK  
COMPANIES & FIRMS

Maeesha Islam Dhusharima  
GRAYS CHAMBERS

Abdul Jabbar  
A.S. & ASSOCIATES

Mohammed Jabbar  
DBL GROUP

Mohamed Jobaer Iqbal  
PRONAYON

Ahsanul Kabir  
KABIR & ASSOCIATES

Meah Mohammed Kausar  
Alam  
THE LEGAL EDGE

Jabed Kawsar  
PRONAYON

Abdul Monem Khan  
VERTEX CHAMBERS

Ahammed Abdullah Khan  
ADVOCARE LAW  
INTERNATIONAL

Anwar A. Khan  
GENESIS DENIM

Mashfiqul Haque Khan  
LEX JURIS

Md. Mydul H. Khan  
LEX JURIS

Rukhsana Khan  
LEX JURIS

Suhan Khan  
ACCORD CHAMBERS

Monsura Khatun  
BANGLADESH BANK

Mohamed Abdul Kuddus Abid  
CPDL

Santosh Kumar Pandit  
REGISTRAR, JOINT STOCK  
COMPANIES & FIRMS

Dipak Kumar Sarker  
DIRECTORATE OF  
REGISTRATION, MINISTRY  
OF LAW, JUSTICE AND  
PARLIAMENTARY AFFAIRS

Sarjean Rahman Lian  
FM ASSOCIATES

Kazi Mahboob  
A. WAHAB & CO.

Rashi Mittal  
HEALY CONSULTANTS  
GROUP PLC

Minhaz Mohamed Shakil  
INDUSTRIAL ENGINEERING  
& SERVICES

Md. Moniruzzaman  
THE LAW COUNSEL

Ahmed Mustafiz  
LAND REGISTRATION  
DIRECTORATE, MINISTRY  
OF LAW, JUSTICE &  
PARLIAMENTARY AFFAIRS

Yasmin Nazma  
LAND REGISTRATION  
DIRECTORATE, MINISTRY  
OF LAW, JUSTICE &  
PARLIAMENTARY AFFAIRS

Mohamed M. Nurul Islam  
PRONAYON

Bikash Chandra Paul  
BT LOGISTICS LTD.

Tanvir Quader  
VERTEX CHAMBERS

Habibur Rahaman  
A.S. & ASSOCIATES

Al Amin Rahman  
FM ASSOCIATES

Habiba Rahman  
SELF FASHION LIMITED

Md. Sayeedur Rahman  
HUSSAIN FARHAD & CO.

Md. Tameem Rahman

Rafinur Rahman  
COUNSELS LAW PARTNERS

Shahana Rahman  
RAHMAN'S CHAMBERS

Mohammed Rakibur Rahman  
Khan  
E-CUBE DESIGN

Rony Deb Nath Rajib  
KR TECH SOLUTION

Mir Raisa Rakiba

Badhan Roy  
RAHMAN'S CHAMBERS

Ridi Rubaiyat  
TANJIB ALAM AND ASSOCIATES

Md. Salim Sardar  
ADVOCATE

Mohammed Shahiduzzaman  
Kiron  
E-CUBE DESIGN

Nazia Sher  
OBITER DICTUM

Imran Siddiq  
THE LAW COUNSEL

Sakib Sikder  
JURAL ACUTY

Shakhawat Sumon  
SHODESH SHIPPING &  
LOGISTIC COMPANY

Rupam Talukdar  
THE LAWYERS' UNIT

Sarwar Uddin  
HUSSAIN FARHAD & CO.

Abdul Wahab  
A. WAHAB & CO.

Nurul Wahab  
A. WAHAB & CO.

Munshi Mohammad Wakid  
BANGLADESH BANK

Sabrina Zarin  
FM ASSOCIATES

## BARBADOS

CLARKE GITTENS FARMER

Alicia Archer  
ARTEMIS LAW

Patricia Boyce  
EVERSON R. ELCOCK  
& CO. LTD.

Andrew F. Brathwaite  
KPMG BARBADOS

Rosalind Bynoe  
BCF ATTORNEYS-AT-LAW

De'quan Carmichael  
KPMG BARBADOS

Trevor A. Carmichael  
CHANCERY CHAMBERS

Adrian Carter  
THE BARBADOS LIGHT AND  
POWER COMPANY LTD.

Berkeley Clark  
BJS CUSTOMS SERVICE INC.

Heather A. Clarke  
CORPORATE AFFAIRS  
AND INTELLECTUAL  
PROPERTY OFFICE

Adrian W. Cummins  
CARRINGTON & SEALY

Ryan Omari Drakes

Gloria Eduardo  
PWC BARBADOS

Adrian M. Elcock  
EVERSON R. ELCOCK  
& CO. LTD.

Antonio Elcock  
EVERSON R. ELCOCK  
& CO. LTD.

Andrew C. Ferreira  
CHANCERY CHAMBERS

Louis Forde  
BARBADOS CUSTOMS BROKERS  
& CLERKS ASSOCIATION

Sharalee Gittens  
CHANCERY CHAMBERS

Marianne Greenidge  
KPMG BARBADOS

Liza A. Harridyal-Sodha  
HARRIDYAL-SODHA  
& ASSOCIATES

Rudy Headley  
TOWN AND COUNTRY  
DEVELOPMENT  
PLANNING OFFICE

Jomo Crowther McGlinne  
Hope  
ARTEMIS LAW

Nicholas Hughes  
BDO BARBADOS

Keisha N. Hyde Porchetta  
HARRIDYAL-SODHA  
& ASSOCIATES

Marva Kirtton  
CORPORATE AFFAIRS  
AND INTELLECTUAL  
PROPERTY OFFICE

Taylor Laurayne  
LEX CARIBBEAN

Louisa Lewis-Ward  
KPMG BARBADOS

Ruan C. Martinez  
BM + CO.

Percy Murrell  
BIG P. CUSTOMS BROKERS  
AND AIR SEA AND LAND  
TRANSPORT INC.

Laurel Odle  
PWC BARBADOS

Rohan Pennegan  
KPMG BARBADOS

David Prestwich  
PWC BARBADOS

Alrick Scott  
VIRTUS LEGAL

Thayreesha Singh  
LEX CARIBBEAN

Heather Tull  
DAVID KING & CO.  
ATTORNEYS-AT-LAW

Jason Wilkinson  
CARRINGTON & SEALY

Stephen Worme  
THE BARBADOS LIGHT AND  
POWER COMPANY LTD.

## BELARUS

MINISTRY OF ECONOMY

Vyacheslav Anatolyevich  
Abramov  
STATE PROPERTY COMMITTEE  
OF THE REPUBLIC OF BELARUS

Victoria Akhmetova  
AURORA

Denis Aleinikov  
ALEINIKOV & PARTNERS

Vladyko Denis Alexandrovich  
DEPARTMENT FOR CONTROL  
AND SUPERVISION OF  
CONSTRUCTION IN MINSK  
OF THE STATE COMMITTEE  
FOR STANDARDIZATION

Olga Andryeuskaja  
KPMG

Alexey Anischenko  
SORAINEN

Natalia Anoshka  
PETERKA & PARTNERS

Kirill Viktorovich Bakinovsky  
JSC BELGAZPROMBANK

Tomasz Baranczyk  
PWC POLAND

Anastasia Belenkevich  
FBK BEL—PKF INTERNATIONAL

Vladimir Bely  
ABLE LOGISTICS LLC

Elena Belyakova  
PARADA + PARTNERS



|  |  |  |   |  |
|--|--|--|---|--|
| Dmitry Bokhan<br>VERKHOVODKO & PARTNERS LLC  | Evgeny Khodkin<br>YUKON LEGAL COMPANY                                | Maksim Maksimov<br>VERKHOVODKO & PARTNERS LLC  | Alexander Sergeevich Petrash<br>MINSK CITY AGENCY FOR STATE REGISTRATION AND LAND CADASTRE  | Klim Stashevsky<br>ARZINGER & PARTNERS INTERNATIONAL LAW FIRM            |
| Alexander Botian<br>BOROVTSOV & SALEI  | Mikhail Khodosevich<br>ARZINGER & PARTNERS INTERNATIONAL LAW FIRM    | Viktor Marinitch<br>RODL & PARTNER, BELARUS  | Igor Petukhov<br>VERKHOVODKO & PARTNERS LLC   | Vladimir Sukalo<br>Alla Sundukova<br>MINISTRY OF TAXES AND DUTIES        |
| Alexander Buzo<br>EGOROV PUGINSKY AFANASIEV & PARTNERS (EPA&P)   | Alexandre Khrapoutski<br>SYSOUEV, BONDAR, KHRAPOUTSKI SBH LAW OFFICE | Andrei Martinovich<br>JSC DEVELOPMENT BANK OF THE REPUBLIC OF BELARUS                | Dzina Pinchuk<br>PWC BELARUS  | Natalia Talai<br>VMP VLASOVA MIKHEL AND PARTNERS LAW OFFICE              |
| Sergey Anatolyevich Cherepok<br>JSC BELGAZPROMBANK   | Sergey Khromov<br>VERKHOVODKO & PARTNERS LLC                         | Elena Mashonskaya<br>ARZINGER & PARTNERS INTERNATIONAL LAW FIRM                      | Victor Pleonkin<br>NATIONAL BANK OF THE REPUBLIC OF BELARUS   | Vassily Tarasevich<br>KPMG   |
| Ivan Ivanovich Cherniy<br>JSC BELGAZPROMBANK   | Siarhei Khvastovich<br>ANTI-RECESSIONARY CONSULTING LLC              | Sergey Mashonsky<br>ARZINGER & PARTNERS INTERNATIONAL LAW FIRM                       | Vadim Poleschuk<br>CHSH CERHA HEMPEL SPIEGELFELD HLAWATI BELARUS  | Dmitriy Teltsov<br>TELTSOV AND PARTNERS                                  |
| Eugenia Chetverikova<br>PWC BELARUS  | Ekaterina Kishchuk<br>EGOROV PUGINSKY AFANASIEV & PARTNERS (EPA&P)   | Aleksei Mikhailov<br>ARZINGER & PARTNERS INTERNATIONAL LAW FIRM                      | Valery Porshnev<br>BELENERGO  | Dmitry Tihno<br>PWC BELARUS  |
| Sergey Chistyakov<br>STEPANOVSKI, PAPAKUL & PARTNERS ATTORNEYS-AT-LAW  | Tatiana Klochko<br>LOVTSOV KLOCHKO & PARTNERS                        | Anna Miritskaya<br>BNT LEGAL & TAX   | Tatyana Pozdneeva<br>VMP VLASOVA MIKHEL AND PARTNERS LAW OFFICE   | Nikita Tolkanitsa<br>CHSH CERHA HEMPEL SPIEGELFELD HLAWATI BELARUS       |
| Aliaksandr Danilevich<br>DANILEVICH & VOLOZHINETS  | Nina Knyazeva<br>VERKHOVODKO & PARTNERS LLC                          | Yulia Mironchik<br>ARZINGER & PARTNERS INTERNATIONAL LAW FIRM                        | Kirill Prihodko<br>ARZINGER & PARTNERS INTERNATIONAL LAW FIRM   | Andrey Tolochko<br>REVERA  |
| Svetlana Dashuk<br>VMP VLASOVA MIKHEL AND PARTNERS LAW OFFICE  | Vladimir Kolotov   | Aleksandr Sergeevich Moiseenko<br>MINSK STATE EXECUTIVE COMMITTEE, BUSINESS REGISTRY | Aleksandr Rusakevich  | Elizaveta Trakhalina<br>ARZINGER & PARTNERS INTERNATIONAL LAW FIRM       |
| Sergey Demianenko<br>VERKHOVODKO & PARTNERS LLC  | Alexander Kononov<br>GRANT THORNTON                                  | Anastasia Morgun<br>BOROVTSOV & SALEI LAW FIRM SLC                                   | Olga Rybakovskaya<br>MINISTRY OF ENERGY   | Nikita Nikolayevich Trosko<br>VMP VLASOVA MIKHEL AND PARTNERS LAW OFFICE |
| Vadim Dubitski<br>VVK LEGAL SERVICES   | Aleksandr Korniyevich<br>FONDOVYI KAPITAL INVESTMENT COMPANY         | Helen Mourashko<br>REVERA  | Illia Salei<br>BOROVTSOV & SALEI  | Fiodar Tsurko<br>TIMIOR  |
| Svetlana Duhovich<br>NATIONAL BANK OF THE REPUBLIC OF BELARUS  | Nadezhda Koroleva<br>SYSOUEV, BONDAR, KHRAPOUTSKI SBH LAW OFFICE     | Veronika Mozolevskaia<br>JSC DEVELOPMENT BANK OF THE REPUBLIC OF BELARUS             | Vassili I. Salei<br>BOROVTSOV & SALEI   | Andrei Nikolaevich Tukin   |
| Pavel Dzik<br>JSC DEVELOPMENT BANK OF THE REPUBLIC OF BELARUS  | Alexander Korsak<br>ARZINGER & PARTNERS INTERNATIONAL LAW FIRM       | Valentina Nazaruk<br>MINISTRY OF ARCHITECTURE AND CONSTRUCTION                       | Elena Sapego<br>STEPANOVSKI, PAPAKUL & PARTNERS ATTORNEYS-AT-LAW  | Dennis Turovets<br>EGOROV PUGINSKY AFANASIEV & PARTNERS (EPA&P)          |
| Tatsiana Fadzeyeva<br>BNT LEGAL & TAX  | Ekaterina Kostinevich<br>BDO   | Saman Negaresh<br>BOROVTSOV & SALEI  | Irina Savchenko<br>PETERKA & PARTNERS   | Ruslan Ulasavets<br>RUP BELENERGOSETPROEKT                               |
| Aleksey Fedorinchik<br>JSC BELGAZPROMBANK  | Mikhail Y. Kostyukov<br>ATTORNEY-AT-LAW                              | Valentina Neizvestnaya<br>RSM BEL AUDIT  | Dmitriy Igorevich Semenkevich<br>MINISTRY OF ARCHITECTURE AND CONSTRUCTION  | Sviatlana Valuyeva<br>STEPANOVSKI, PAPAKUL & PARTNERS ATTORNEYS-AT-LAW   |
| Aliaksei Fidzek<br>PWC BELARUS   | Yuriy Kozikov<br>BOROVTSOV & SALEI                                   | Alexey Nesterenko<br>PARADA + PARTNERS   | Sergei Senchuk<br>STATE COMMITTEE FOR REAL ESTATE REGISTRATION  | Pavel Velishkevich<br>GRANT THORNTON                                     |
| Alexei Filinovich<br>TES DKM GROUP IEC ENERGY COMPANY GMBH   | Julia Krivorot<br>EGOROV PUGINSKY AFANASIEV & PARTNERS (EPA&P)       | Anatoly Nickkasov<br>MINISTRY OF ARCHITECTURE AND CONSTRUCTION                       | Vadzim Senkin<br>MINSK CABLE (ELECTRICAL) NETWORK   | Irina Veremeichuk<br>VERKHOVODKO & PARTNERS LLC                          |
| Vladimir Mikhailovich Ganzya<br>DEPARTMENT FOR CONTROL AND SUPERVISION OF CONSTRUCTION IN MINSK OF THE STATE COMMITTEE FOR STANDARDIZATION | Maksym Lashkevich<br>SPRAVA CONSULTING                               | Dragoslava Nikich<br>DANA HOLDINGS   | Anna Shalimo<br>VERKHOVODKO & PARTNERS LLC  | Igor Verkhovodko<br>VERKHOVODKO & PARTNERS LLC                           |
| Pavel Gaponov<br>PETERKA & PARTNERS  | Pavel Leshchynski<br>LESHCHYNSKI SMOLSKI LEGAL OFFICE                | Aleksandr Nikityuk<br>STEPANOVSKI, PAPAKUL & PARTNERS ATTORNEYS-AT-LAW               | Alexander Petrovich Shilenkov<br>DEPARTMENT FOR CONTROL AND SUPERVISION OF CONSTRUCTION IN MINSK OF THE STATE COMMITTEE FOR STANDARDIZATION | Dmitry Viltovsky<br>ARZINGER & PARTNERS INTERNATIONAL LAW FIRM           |
| Maria Golovko<br>ARZINGER & PARTNERS INTERNATIONAL LAW FIRM  | Inna Leus<br>MINISTRY OF JUSTICE                                     | Sergey Odintsov<br>SCHNEIDER GROUP   | Alexander Shkodin<br>BDO  | Viktor Vladimirovich Yatsko<br>ECONOMIC COURT OF MINSK                   |
| Vladimir Gordienko<br>MINSK CABLE (ELECTRICAL) NETWORK   | Boris Levin<br>POLAR LOGISTICS                                       | Elena Orda<br>NATIONAL BANK OF THE REPUBLIC OF BELARUS                               | Yuliya Shuba<br>BOROVTSOV & SALEI   | Ekaterina Zabello<br>VMP VLASOVA MIKHEL AND PARTNERS LAW OFFICE          |
| Nikolai Gorelik<br>ARZINGER & PARTNERS INTERNATIONAL LAW FIRM  | Yuliya Liaschenko<br>VMP VLASOVA MIKHEL AND PARTNERS LAW OFFICE      | Anna Orlovich<br>VERKHOVODKO & PARTNERS LLC  | Natalia Shulzhenko<br>SCHNEIDER GROUP   | Vadzim Zakreuski<br>MINISTRY OF ENERGY                                   |
| Andrei Grigorovich<br>JSC BELGAZPROMBANK   | Alexander Ließem<br>BNT LEGAL & TAX                                  | Tatiana Ostrovskaya<br>KPMG  | Artur Silivonchik<br>SYSOUEV, BONDAR, KHRAPOUTSKI SBH LAW OFFICE  | Ekaterina Zheltonoga<br>VERDICT LAW OFFICE                               |
| Elena Hmeleva<br>VERKHOVODKO & PARTNERS LLC  | Hleb Lliukovich<br>EGOROV PUGINSKY AFANASIEV & PARTNERS (EPA&P)      | Pavel Pankratov<br>BRAND & PARTNER   | Maksim Slepitch<br>ARZINGER & PARTNERS INTERNATIONAL LAW FIRM   | Maksim Zhukov<br>SYSOUEV, BONDAR, KHRAPOUTSKI SBH LAW OFFICE             |
| Antonina Ivanova<br>ANTONINA IVANOVA LEGAL PRACTICE  | Valery Lovtsov<br>LOVTSOV KLOCHKO & PARTNERS                         | Galina Grigoryevna Pavlova<br>MINISTRY OF ARCHITECTURE AND CONSTRUCTION              | Danila Smolski<br>LESHCHYNSKI SMOLSKI LEGAL OFFICE  | Maxim Znak<br>BOROVTSOV & SALEI  |
| Vital Kalyada<br>VVK LEGAL SERVICES  | Ekaterina Lukyanova<br>STATE COMMITTEE FOR REAL ESTATE REGISTRATION  | Veronika Pavlovskaya<br>ARZINGER & PARTNERS INTERNATIONAL LAW FIRM                   | Vitaliy Sorokin<br>NATIONAL BANK OF THE REPUBLIC OF BELARUS   | Nadia Znak<br>BOROVTSOV & SALEI  |
| Ulyana Kavalionak<br>BNT LEGAL & TAX   | Svetlana Luzgina<br>BDO  | Katsiaryna Pedo<br>REVERA  | Igor Starovoytov<br>MINISTRY OF LABOR AND SOCIAL PROTECTION   | <b>BELGIUM</b>   |
| Yurij Kazakevitch<br>RODL & PARTNER, BELARUS   | Sergei Makarchuk<br>CHSH CERHA HEMPEL SPIEGELFELD HLAWATI BELARUS    | Veronica Perepelitsa<br>VMP VLASOVA MIKHEL AND PARTNERS LAW OFFICE                   |   | ALLEN & OVERY LLP BELGIUM  |
| Dmitry Khalimonchik<br>SOFTCLUB LLC  | Natalya Makhaneek<br>GRANT THORNTON                                  |  |   | Hubert André-Dumont<br>MCGUIREWOODS LLP                                  |
|  |  |  |   | Matthias Bastiaen<br>PWC   |
|  |  |  |   | Mérim Bennari<br>PIERSTONE BRUSSELS                                      |

Luc Bontinck  
NATIONAL PLEDGE REGISTRY  
/ BELGIAN FEDERAL PUBLIC  
SERVICE FINANCES

Patrick Boone  
PWC

Thierry Bosly  
WHITE & CASE

Hakim Boularbah  
LIEDEKERKE WOLTERS  
WAELEBROECK KIRKPATRICK,  
MEMBER OF LEX MUNDI

Stan Brijs  
NAUTADUTILH

Sara Cappellet  
MONARD LAW

François-Guillaume Caspar  
NAUTADUTILH

Martijn De Meulemeester  
PWC

Didier De Vliegheer  
NAUTADUTILH

Hélène Deroubaix  
LOYENS & LOEFF

Camille Dümm  
NATIONAL BANK OF BELGIUM

David DuPont  
ASHURST LLP

Jürgen Egger  
LAGA

Harry Eliaerts  
NAUTADUTILH

Alain François  
EUBELIUS ATTORNEYS

Frederick Geldhof  
MCGUIREWOODS LLP

Pierre-Yves Gillet  
CABINET D'ARCHITECTE

Conny Grenson  
EUBELIUS ATTORNEYS

Jean-Luc Hagon  
NAUTADUTILH

Glenn Hansen  
LAGA

Julien Hilaire  
LIEDEKERKE WOLTERS  
WAELEBROECK KIRKPATRICK,  
MEMBER OF LEX MUNDI

Sophie Jacmain  
NAUTADUTILH

Robberts Jacobs  
LOYENS & LOEFF

Evelien Jamaels  
CROWELL & MORING

Stéphanie Kervyn  
de Meerendré  
DEMINOR SA

Laurent Lantonnois  
WHITE & CASE

Marianne Laruelle

Axel Maeterlinck  
SIMONT BRAUN

Giulia Mauri  
PIERSTONE BRUSSELS

Pascale Moreau  
PWC

Koen Panis  
LOYENS & LOEFF

Emmanuel Plasschaert  
CROWELL & MORING

Johan Poedts  
SIBELGA

Aurélien Polle  
NAUTADUTILH

Werner Rens  
FEDERAL PUBLIC  
SERVICE FINANCE

Eric Schmitz  
PWC

Frédéric Souchon  
PWC

Timothy Speelman  
MCGUIREWOODS LLP

Bernard Thuysbaert  
DEMINOR SA

Lydia Tsioli  
WHITE & CASE

Bram Van Cauwenberge  
NAUTADUTILH

Jan Van Celst  
DLA PIPER UK LLP

Gill Van Damme  
PWC

Bart Van Rossum  
B.T.V.

Thierry Van Sinay  
CONSEIL INTERNATIONAL  
DU NOTARIAT BELGE

Maxime Verheyden  
EUBELIUS ATTORNEYS

Robert Vermetten  
TRANSPORT & PROJECT  
LOGISTICS

Katrien Vorlat  
MONARD LAW

Bram Vuylsteke  
NOTARY BRAM VUYLSTEKE

Tom Wallyn  
PWC

Luc Weyts  
CONSEIL INTERNATIONAL  
DU NOTARIAT BELGE

Dirk Wouters  
WOUTERS, VAN MERODE  
& CO. BEDRIJFSREVISOREN  
BVBA—MEMBER OF RUSSELL  
BEDFORD INTERNATIONAL

Nicola Zenoni  
ASHURST LLP

## BELIZE

Emil Arguelles  
ARGUELLES & COMPANY LLC

Mikhail Arguelles  
MIKHAIL ARGUELLES  
& ASSOCIATES

José A. Bautista  
PKF INTERNATIONAL

Derek Courtenay

Christopher Coye  
COURTENAY COYE LLP

Ana Maria Epat  
STRUKTURE ARCHITECTS

Ken Gough

Joseph Hamilton  
WESTRAC LTD.

Russell Longworth  
CARIBBEAN SHIPPING  
AGENCIES LTD.

Andrew Marshalleck  
BARROW & CO.  
ATTORNEYS-AT-LAW

Tania Moody  
BARROW & WILLIAMS

Herman Pastor  
MINISTRY OF LABOUR,  
LOCAL GOVERNMENT AND  
RURAL DEVELOPMENT

Estevan Perera  
ESTEVAN PERERA &  
COMPANY LLP

Sharon Pitts-Robateau  
PITTS, PITTS & ASSOCIATES

Aldo Reyes  
REYES RETREAGE LLP

Wilfred Rhaburn  
W. RHABURN CONSULTING

Saidi Vaccaro  
ARGUELLES & COMPANY LLC

Darlene Margaret Vernon  
VERNON & LOCHAN

C. Phillip Waight  
WAIGHT & ASSOCIATES

Lisa Zayden  
BDO BELIZE LLP

## BENIN

### BCEAO

ETUDE MAÎTRE  
KOTCHOFA FAIHUN

### GUOCE

JOHN W. FFOOKS & CO.

Modeste Abiala  
BOLLORÉ TRANSPORT  
& LOGISTICS

Abdou Kabir Adoumbou  
CABINET MAÎTRE SAKARIYAOU  
NOURO-GUIWA

Maxime Ahonako  
CABINET D'AVOCATS

Désiré H. Aïhou  
FADESPI/UAAC

Michel Kouvi Akognon  
BÉNIN GOLD CASHEW  
INDUSTRIES

Rafikou Agnita Alabi  
CABINET MAÎTRE  
RAFIKOU ALABI

Victor K. Ananouh  
MINISTÈRE DU CADRE DE VIE ET  
DU DÉVELOPPEMENT DURABLE

Charles Badou  
CABINET D'AVOCATS  
CHARLES BADOUD

Magloire Daoudou  
CABINET DES EXPERTS  
ASSOCIÉS—CEA SARL

Michel Degbo  
SOCIÉTÉ BÉNINOISE  
D'ÉNERGIE ÉLECTRIQUE

Moussa-Fils Djibril  
AGENCE NATIONALE  
DU DOMAINE ET DU  
FONCIER (ANDF)

Nadine Dossou Sakponou  
CABINET ROBERT M. DOSSOU

Rodrigue Dossou-Togbe

Djakaridja Fofana  
PWC CÔTE D'IVOIRE

Hounnou Ghislain Comlan  
MINISTÈRE DU CADRE DE VIE ET  
DU DÉVELOPPEMENT DURABLE

Christel A. Gomez  
CABINET KEPHA CONSULTANTS

Ogoudjé César Guegni  
CABINET D'AVOCATS  
CHARLES BADOUD

William Kodjoh-Kpakpassou  
TRIBUNAL DE COMMERCE  
DE COTONOU

Victorien D. Kougblenou  
AGENCE NATIONALE  
DU DOMAINE ET DU  
FONCIER (ANDF)

Carelle Kounou

Alain René Kpetchoto  
CABINET ARTECH

Cassime Lassissi

Tairou Mama  
SOCIÉTÉ INTERNATIONALE  
DE TRANSIT TOURÉ

Severin-Maxime Quenum  
CABINET SPA BABA BODY,  
QUENUM ET SAMBAOU

Hugues Sagbadja  
AGENCE NATIONALE  
DU DOMAINE ET DU  
FONCIER (ANDF)

Alexandrine Falilatou  
Saizonou-Bedie  
CABINET D'AVOCATS  
ALEXANDRINE F.  
SAIZONOU-BEDIE

Olagnika Salam  
OFFICE NOTARIAL  
OLAGNIKA SALAM

Adegbindin Salioou  
CABINET DES EXPERTS  
ASSOCIÉS—CEA SARL

Alidou Sare  
AGENCE NATIONALE  
DU DOMAINE ET DU  
FONCIER (ANDF)

Narcisse Justin Soglo  
ORDRE NATIONAL DES  
ARCHITECTES ET URBANISTES

Yessoufou Tanda  
MINISTÈRE DU CADRE DE VIE ET  
DU DÉVELOPPEMENT DURABLE

Gilles Togan  
MAERSK BENIN SA

Joseph Désiré Tokanhan  
ORDRE NATIONAL DES  
ARCHITECTES ET URBANISTES

Victorin Yehouenou  
CABINET DES EXPERTS  
ASSOCIÉS—CEA SARL

## BHUTAN

CONSTRUCTION  
ASSOCIATION OF BHUTAN

MINISTRY OF FINANCE

THIMPHU CITY CORPORATION

Manoj Bhuihel  
BHUTAN POWER  
CORPORATION LTD.

Sonam Chopel  
CREDIT INFORMATION  
BUREAU OF BHUTAN

Chhimi Dema  
BHUTAN CONSULTANCY  
SERVICES

Samten Dhendup  
NATIONAL LAND  
COMMISSION SECRETARIAT

Kencho Dorji  
LEKO PACKERS

Phuntscho Dorji  
DEPARTMENT OF REVENUE  
AND CUSTOMS

Thinley Dorji  
BHUTAN POWER  
CORPORATION LTD.

Ugyen Dorji  
UD PARTNERS

Kencho Galey  
BHUTAN CARBIDE &  
CHEMICALS LTD.

Sonam Gyeltshen  
BHUTAN POWER  
CORPORATION LTD.

Jit Bdr Labor  
BHUTAN CARBIDE &  
CHEMICALS LTD.

Chencho T. Namgay  
DRUK HOLDING AND  
INVESTMENTS

Tenzin Namgay  
NATIONAL LAND  
COMMISSION SECRETARIAT

Tashi Penjor  
MINISTRY OF  
ECONOMIC AFFAIRS

Parishad Rai  
BHUTAN SILICON METAL  
PRIVATE LIMITED

Joshua Rasaily  
CLUES AND COLLEGUE

Jamyang Sherab  
GARUDA LEGAL SERVICES

Neelam Thapa  
LEKO PACKERS

Dorji Tshering  
BHUTAN POWER  
CORPORATION LTD.

Gem Tshering  
BHUTAN POWER  
CORPORATION LTD.

Sonam Tshering  
BHUTAN POWER  
CORPORATION LTD.

Karma Tshewang  
VISIT ASIA

Kinley Wangdi  
CREDIT INFORMATION  
BUREAU OF BHUTAN

Sonam Wangdi  
MINISTRY OF LABOUR AND  
HUMAN RESOURCES

Karma Yeshey  
MINISTRY OF  
ECONOMIC AFFAIRS

## BOLIVIA

ADUANA NACIONAL  
DE BOLIVIA

PWC BOLIVIA

Fernando Aguirre  
BUFETE AGUIRRE SOC. CIV.

Carolina Aguirre Urioste  
BUFETE AGUIRRE SOC. CIV.

René Alcázar  
AUTORIDAD DE SUPERVISIÓN  
DEL SISTEMA FINANCIERO

Richard César Alcócer Garnica  
AUTORIDAD DE FISCALIZACIÓN  
Y CONTROL SOCIAL DE  
ELECTRICIDAD (AE)

Daniela Aragonés Cortez  
SANJINES & ASOCIADOS—  
ABOGADOS

María Pia Arce  
WÜRTH BEDOYA COSTA  
DU RELS ABOGADOS

Andrea Valeria Arce Gallardo  
FERREIRA URQUIDI ABOGADOS

Pamela Armaza  
A. R. LOGISTICS BOLIVIA



Geovanni Armaza R.  
A. R. LOGISTICS BOLIVIA

Ronald Armaza R.  
A. R. LOGISTICS BOLIVIA

Daniel Arredondo

MORENO BALDIVIESO

ESTUDIO DE ABOGADOS

Johnny Arteaga Chavez

DIRECCIÓN GENERAL DE

TIERRAS DE SANTA CRUZ

Pedro Asturizaga

AUTORIDAD DE SUPERVISIÓN

DEL SISTEMA FINANCIERO

Leonardo Azurdud Saunero

QUINTANILLA, SORIA &

NISHIZAWA SOC. CIV.

Raúl A. Baldivia

BALDIVIA UNZAGA

& ASOCIADOS

Maria del Carmen Ballivián

C.R. & F. ROJAS ABOGADOS,

MEMBER OF LEX MUNDI

Mauricio Becerra de la Roca

Donoso

BECERRA DE LA ROCA

DONOSO & ASOCIADOS

Hugo Berthin

BDO BERTHIN AMENGUAL

& ASOCIADOS

Andrea Bollmann

SALAZAR SALAZAR

& ASOCIADOS

Iby Bueno

SALAZAR SALAZAR

& ASOCIADOS

Walter B. Calla Cardenas

COLEGIO DEPARTAMENTAL

DE ARQUITECTOS DE LA PAZ

Grisett Carrasco Guerra

C.R. & F. ROJAS ABOGADOS,

MEMBER OF LEX MUNDI

Gunnar Colombo Aguilera

FAST TRANSPORT TRADING

Asdrúval Columba Jofre

AC CONSULTORES LEGALES

Syntia Cuentas Zeballos

SALAZAR SALAZAR

& ASOCIADOS

Jose Diaz

DM CONSULTORES LEGALES

Jose Luis Diaz Romero

SERVICIOS GENERALES

EN ELECTRICIDAD Y

CONSTRUCCIÓN (SGEC)

Carlos Ferreira Vásquez

Ferreira Urquidi ABOGADOS

Sergio Godoy

AUTORIDAD DE SUPERVISIÓN

DEL SISTEMA FINANCIERO

Alejandra Guevara

GUEVARA & GUTIÉRREZ SC

Primitivo Gutiérrez

GUEVARA & GUTIÉRREZ SC

Johanna Karen Herrera Rossel

Juan Carlos Ibañez Pereyra

Jorge Luis Inchauste

GUEVARA & GUTIÉRREZ SC

Rodrigo Jiménez-Cusicanqui

FERRERE ABOGADOS

Paola Justiniano Arias

SANJINÉS & ASOCIADOS—

ABOGADOS

Julio César Landivar Castro

GUEVARA & GUTIÉRREZ SC

Omar Martínez Velasquez  
AUTORIDAD DE FISCALIZACIÓN  
Y CONTROL SOCIAL DE  
ELECTRICIDAD (AE)

Oscar Antonio Plaza Ponte  
Sosa  
BURO DE INFORMACIÓN  
INFOCENTER SA

Tito Quinteros  
RUSSELL BEDFORD  
INTERNATIONAL

Joaquín Rodríguez  
AUTORIDAD DE FISCALIZACIÓN  
Y CONTROL SOCIAL DE  
ELECTRICIDAD (AE)

Mariela Rojas Mendieta  
BURO DE INFORMACIÓN  
INFOCENTER SA

Sergio Salazar-Arce  
SALAZAR SALAZAR  
& ASOCIADOS

Sergio Salazar-Machicado  
SALAZAR SALAZAR  
& ASOCIADOS

Sandra Salinas  
C.R. & F. ROJAS ABOGADOS,  
MEMBER OF LEX MUNDI

Raúl Sanjinés Elizagoyen  
SANJINÉS & ASOCIADOS—  
ABOGADOS

Carla Saracho  
WBC ABOGADOS SRL

Jorge N. Serrate  
WÜRTH BEDOYA COSTA  
DU RELS ABOGADOS

Diego Tamayo  
WÜRTH BEDOYA COSTA  
DU RELS ABOGADOS

A. Mauricio Torrico Galindo  
QUINTANILLA, SORIA &  
NISHIZAWA SOC. CIV.

## BOSNIA AND HERZEGOVINA

Senad Aganović  
FERK (REGULATORY  
COMMISSION FOR ENERGY IN  
THE FEDERATION OF BOSNIA  
AND HERZEGOVINA)

Goran Babić

Jasmin Bešo  
FERK (REGULATORY  
COMMISSION FOR ENERGY IN  
THE FEDERATION OF BOSNIA  
AND HERZEGOVINA)

Bojana Bošnjak-London  
MARIĆ & CO. LAW FIRM

Mubera Brkovic  
PWC BOSNIA AND  
HERZEGOVINA

Jakub Butkovic  
MOFTER—OFFICE FOR  
COORDINATION OF PAYMENT  
SYSTEM IN AGR AND RD

Zlatko Čengić  
UNIONINVEST D.D.

Berina Coko

Slaven Dizdar  
MARIĆ & CO. LAW FIRM

Višnja Dizdarević  
MARIĆ & CO. LAW FIRM

Mehmed Drino  
EKI D.O.O. ZENICA

Amina Dugum

Feda Dupovac  
ADVOKATSKO DRUŠTVO  
SPAHO D.O.O. SARAJEVO

Dina Grebo  
CHAMBER OF ECONOMY  
OF SARAJEVO CANTON

Arijana Hadžiahmetović-Softić  
MARIĆ & CO. LAW FIRM

Hajrudin Hadžimehanović  
MINISTRY OF FINANCE

Kemal Hadžimusić  
CHAMBER OF ECONOMY  
OF SARAJEVO CANTON

Nermina Hadžiosmanović  
PWC BOSNIA AND  
HERZEGOVINA

Lejla Hasanović  
HUSKIC LAW OFFICE

Zijad Hasović  
KOMORA REVIZORA FBiH

Amir Husić  
LAGERMAX AED BOSNA I  
HERZEGOVINA D.O.O.

Nusmir Huskić  
HUSKIC LAW OFFICE

Emir Ibisevic  
DELOITTE ADVISORY  
SERVICES D.O.O.

Arela Jusufbasic-Goloman  
LAWYERS' OFFICE TKALCIC-  
DULIC, PREBANIC &  
JUSUFBASIC-GOLOMAN

Harun Kahvedžić  
PUBLIC EMPLOYMENT OFFICE  
OF ZENICA-DOBOJ CANTON  
AND UNIVERSITY IN ZENICA

Selma Kahvedžić  
REGIONAL HOSPITAL OF  
ZENICA-DOBOJ CANTON

Nedžada Kapidžić  
NOTARY

Amila Karic  
PKF INTERNATIONAL

Sejda Kruščica-Fejić  
JP ELEKTROPRIVREDA  
BIH PODRUŽNICA  
ELEKTRODISTRIBUCIJA  
SARAJEVO

Emil Kučković  
LRC CREDIT BUREA

Mirsad Madesko  
ENOVA D.O.O.

Muamer Mahmutovic  
CHAMBER OF ECONOMY  
OF SARAJEVO CANTON

Nebojsa Makaric  
ATTORNEY-AT-LAW  
OFFICE LAWYERS  
RUZICA TOPIC, NEBOJSA  
MAKARIC, SASA TOPIC

Branko Marić  
MARIĆ & CO. LAW FIRM

Mejrima Memić-Drino  
PUBLIC EMPLOYMENT OFFICE  
OF ZENICA-DOBOJ CANTON

Emir Naimkadić  
JP ELEKTROPRIVREDA  
BIH PODRUŽNICA  
ELEKTRODISTRIBUCIJA  
SARAJEVO

Monija Nogulic  
FERK (REGULATORY  
COMMISSION FOR ENERGY IN  
THE FEDERATION OF BOSNIA  
AND HERZEGOVINA)

Aida Plivac  
PWC BOSNIA AND  
HERZEGOVINA

Lejla Popara

Olodar Prebanić  
LAWYERS' OFFICE TKALCIC-  
DULIC, PREBANIC &  
JUSUFBASIC-GOLOMAN

Dorđe Racković  
CENTRAL BANK OF BOSNIA  
AND HERZEGOVINA

Predrag Radovanović  
MARIĆ & CO. LAW FIRM

Branka Rajčić  
PRICEWATERHOUSECOOPERS  
CONSULTING D.O.O.

Sanja Saf  
UNIONINVEST D.D.

Hasib Salkić  
JUMP LOGISTICS D.O.O.

Arjana Selimić  
JP ELEKTROPRIVREDA  
BIH PODRUŽNICA  
ELEKTRODISTRIBUCIJA  
SARAJEVO

Nihad Sijerčić

Ivona Soce  
FERK (REGULATORY  
COMMISSION FOR ENERGY IN  
THE FEDERATION OF BOSNIA  
AND HERZEGOVINA)

Emir Spaho  
ADVOKATSKO DRUŠTVO  
SPAHO D.O.O. SARAJEVO

Mehmed Spaho  
ADVOKATSKO DRUŠTVO  
SPAHO D.O.O. SARAJEVO

Selma Spaho Dupova  
ADVOKATSKO DRUŠTVO  
SPAHO D.O.O. SARAJEVO

Hamdo Tinjak  
MINISTRY OF FOREIGN TRADE  
AND ECONOMIC RELATIONS

Bojana Tkaličić-Djuli  
LAWYERS' OFFICE TKALCIC-  
DULIC, PREBANIC &  
JUSUFBASIC-GOLOMAN

Sasa Topic  
ATTORNEY-AT-LAW  
OFFICE LAWYERS  
RUZICA TOPIC, NEBOJSA  
MAKARIC, SASA TOPIC

Ružica Topić  
ATTORNEY-AT-LAW  
OFFICE LAWYERS  
RUZICA TOPIC, NEBOJSA  
MAKARIC, SASA TOPIC

Edin Zametita  
DERK (STATE ELECTRICITY  
REGULATORY COMMISSION)

## BOTSWANA

BOTSWANA UNIFIED  
REVENUE SERVICE (BURS)

Gorata Bontle Kgafela  
GBK ARCHITECTS

Andrew Chifedi  
ANDREWS REMOVAL  
& FREIGHT

One Damane  
MODIMO & ASSOCIATES

Vasie Hager  
PWC BOTSWANA

Akheel Jinabhai  
DESAI LAW GROUP

Julius Mwaniki Kanja  
CHIBANDA,  
MAGGALEMELE & CO.

We-Bathu Kwele  
CHIBANDA,  
MAGGALEMELE & CO.

Naledi Leepile  
PWC BOTSWANA

Queen Letshabo  
RAHIM KHAN & COMPANY

City Mafa  
TECTURA INTERNATIONAL  
BOTSWANA

Mercia Bonzo Makgalemele  
CHIBANDA,  
MAGGALEMELE & CO.

Abdool Rahim Mhlana  
RAHIM KHAN & COMPANY

Ntandoyakhe Mhlana  
RAHIM KHAN & COMPANY

Abel Walter Modimo  
MODIMO & ASSOCIATES

Khumo Morupisi  
KUA MOSI ENTERPRISES  
PTY. LTD.

Petros Mosholombe  
BOTSWANA POWER  
CORPORATION

Robert Mpabanga  
TRANSUNION BOTSWANA  
(PTY) LTD.

Walter Mushi  
COLLINS NEWMAN & CO.

Gasepale Nametso  
SLIGHT SHIFT PTY. LTD.

Kwadwo Osei-Ofei  
OSEI-OFEI SWABI & CO.

Fred Phiri  
DALGUESH LINDSAY  
GROUP ARCHITECTS

Karen Phiri  
ARMSTRONGS ATTORNEYS

Butler Phirire  
PWC BOTSWANA

Tonderai Ruwambara  
ARCHITECTS INTERNATIONAL

Hlompho Seikano  
OSEI-OFEI SWABI & CO.

Piyush Sharma  
PIYUSH SHARMA ATTORNEYS

Moemedi J. Tafa  
ARMSTRONGS ATTORNEYS

Girle Totedza  
CHIBANDA,  
MAGGALEMELE & CO.

Nilusha Weeraratne  
PWC BOTSWANA

## BRAZIL

ASSOCIAÇÃO NACIONAL  
DOS EXPORTADORES  
DE CEREAIS—ANEC

BRAZIL LOG

STIL—SOCIEDADE TÉCNICA  
DE INSTALAÇÕES LTDA

Ligia A. Riberio  
RAYES & FAGUNDES  
ADVOGADOS

Juliana Abreu  
PRESIDÊNCIA DA  
REPÚBLICA DO BRASIL

Antônio Aires  
DEMAREST ADVOGADOS

Luiz Albieri  
ALBIERI E ASSOCIADOS

Victor Almeida  
ROLIM, VIOTTI & LEITE CAMPOS

Maria Lúcia Almeida  
Prado e Silva  
DEMAREST ADVOGADOS

Flávia Cristina Altério  
KLA-KOURY LOPES  
ADVOGADOS

Leila Alves  
DE LUCA, DERENUSSON,  
SCHUTTOFF E AZEVEDO  
ADVOGADOS

Max Amador  
DE LUCA, DERENUSSON,  
SCHUTTOFF E AZEVEDO  
ADVOGADOS

Mariana Amorim Arruda  
RAYES & FAGUNDES  
ADVOGADOS

Ivana Amorim de Coelho  
Bomfim  
MACHADO, MEYER, SENDACZ  
E OPICE ADVOGADOS

Luiza Andrade  
FAVERET | LAMPERT  
ADVOGADOS

Victor Arantes  
PWC BRAZIL

Gabriel Araujo  
GABRIEL SANTOS  
ARAUJO SOCIEDADE  
IND. DE ADVOCACIA

Gianvito Ardito  
PINHEIRO NETO ADVOGADOS

Thomaz Arruda  
PINHEIRO NETO ADVOGADOS

Antonia Azambuja  
MACHADO, MEYER, SENDACZ  
E OPICE ADVOGADOS

Matheus Azevedo Bastos de  
Oliveira  
DEMAREST ADVOGADOS

Josef Azulay  
BARBOSA, MÜSSNICH &  
ARAGÃO ADVOGADOS

Bruno Balduccini  
PINHEIRO NETO ADVOGADOS

Rodrigo Baraldi dos Santos  
BARALDI ADVOCACIA  
EMPRESARIAL

Priscyla Barbosa  
VEIRANO ADVOGADOS

Thiago Barbosa  
MACHADO ASSOCIADOS  
ADVOGADOS E CONSULTORES

Matheus Barcelos  
BARBOSA, MÜSSNICH &  
ARAGÃO ADVOGADOS

Sergio Basso  
AES ELETROPAULO

Leonardo Bastos Carvalho  
LETECH ENGENHARIA

Júlio Henrique Batista  
GUERRA E BATISTA  
ADVOGADOS

Roberto Bekierman  
FRAGA, BEKIERMAN E  
CRISTIANO ADVOGADOS

Gilberto Belleza  
BELLEZA & BATALHA C.  
DO LAGO ARQUITETOS  
ASSOCIADOS

Marcello Bernardes  
PINHEIRO NETO ADVOGADOS

Angela Berteli  
JUNTA COMERCIAL DO  
ESTADO DE SÃO PAULO

Camila Biral Vieira da Cunha  
Martins  
DEMAREST ADVOGADOS

Rodrigo Bittencourt  
ULHÔA CANTO, REZENDE  
E GUERRA-ADVOGADOS

Alexander Blanco de Oliveira  
WORLD LINE FREIGHT  
FORWARDER LTDA

Amir Bocayuva Cunha  
BARBOSA, MÜSSNICH &  
ARAGÃO ADVOGADOS

Gianluca Borges  
DE LUCA, DERENUSSON,  
SCHUTTOFF E AZEVEDO  
ADVOGADOS

Mellina Bortoli Caliman  
PINHEIRO NETO ADVOGADOS

Diana Braga Nascimento  
Toscani  
BRAGA NASCIMENTO  
E ZILIO LAW FIRM

Leonardo Brandão  
EY SERVIÇOS TRIBUTÁRIOS SS

Natalia Brasil Correa da Silva

Natalia Brassaloti  
VELLA PUGLIESE  
BUOSI GUIDONI

Lycia Braz Moreira  
FRAGA, BEKIERMAN E  
CRISTIANO ADVOGADOS

Lucas Bretones  
PINHEIRO NETO ADVOGADOS

Sergio Bronstein  
VEIRANO ADVOGADOS

João Henrique Brum  
DOMINGES E. PINHO  
CONTADORES

Marcus Brumano  
DEMAREST ADVOGADOS

Frederico Buosi  
VELLA PUGLIESE  
BUOSI GUIDONI

Renata C. de Oliveira  
RAYES & FAGUNDES  
ADVOGADOS

Luciana Cabral  
MAZARS BRASIL

Murilo Caldeira Germiniani  
MACHADO, MEYER, SENDACZ  
E OPICE ADVOGADOS

Raissa Campelo  
PINHEIRO NETO ADVOGADOS

Renato Canizares  
DEMAREST ADVOGADOS

Luiz Henrique Capeli  
BRAZILIAN ELECTRICITY  
REGULATORY AGENCY (ANEEL)

Angelino Caputo e Oliveira  
ABTRA—ASSOCIAÇÃO  
BRASILEIRA DE TERMINAIS  
E RECINTOS

Alexandre de Carvalho  
INFOCOUNT

Caroline Carvalho  
PWC BRAZIL

Roberto Castro  
MACHADO, MEYER, SENDACZ  
E OPICE ADVOGADOS

José Chão  
CONSELHO REGIONAL  
DE ENGENHARIA DO  
ESTADO DE SÃO PAULO

Décio Claro  
ADM DO BRASIL LTDA

Fabiano Coelho  
RECEITA FEDERAL DO BRASIL

Ricardo E. Vieira Coelho  
PINHEIRO NETO ADVOGADOS

Roberta Coelho de Souza  
Batalha  
DEMAREST ADVOGADOS

Vivian Coelho dos Santos  
Breder  
ULHÔA CANTO, REZENDE  
E GUERRA-ADVOGADOS

Celso Contin  
ARAÚJO E POLICASTRO  
ADVOGADOS

Luiz Felipe Cordeiro  
CHEDIAK, LOPES DA COSTA,  
CRISTOFARO, MENEZES  
CÔRTEES ADVOGADOS

Marcel Cordeiro  
PWC BRAZIL

Bernardo Costa  
VEIRANO ADVOGADOS

Pedro Costa  
BARBOSA, MÜSSNICH &  
ARAGÃO ADVOGADOS

Francisco Coutinho  
PINHEIRO GUIMARÃES  
ADVOGADOS

Bruno Henrique Coutinho de  
Aguar  
RAYES & FAGUNDES  
ADVOGADOS

Maria Cibele Crepaldi Affonso  
dos Santos  
COSTA E TAVARES PAES  
SOCIEDADE DE ADVOGADOS

Marcelo Leonardo Cristiano  
FRAGA, BEKIERMAN E  
CRISTIANO ADVOGADOS

Camilla Cunha  
BARBOSA, MÜSSNICH &  
ARAGÃO ADVOGADOS

Giovana Cunha  
JUNTA COMERCIAL DO  
ESTADO DE SÃO PAULO

Rodrigo da Costa Dantas

Carlos da Costa e Silva Filho  
VIEIRA, REZENDE E  
GUERREIRO ADVOGADOS

Pedro da Cunha e Silva de  
Carvalho  
VELLA PUGLIESE  
BUOSI GUIDONI

Juliana da Silva  
DE LUCA, DERENUSSON,  
SCHUTTOFF E AZEVEDO  
ADVOGADOS

Gustavo Dalbosco  
COSTA E TAVARES PAES  
SOCIEDADE DE ADVOGADOS

Orlando Dalcin  
PWC BRAZIL

Sergio de Aguiar  
SHEARMAN & STERLING LLP

João Luis Ribeiro de Almeida  
DEMAREST ADVOGADOS

Luis Rodrigo de Almeida  
VISEU CUNHA ORICCHIO  
ADVOGADOS

Raphael De Campos Martins  
PINHEIRO GUIMARÃES  
ADVOGADOS

Rodrigo de Castro  
VEIRANO ADVOGADOS

Otávio Augusto De Farias  
Carratu  
GUERRA E BATISTA  
ADVOGADOS

Carlos De Jesus  
GOVERNO FEDERAL

João Claudio De Luca Junior  
DE LUCA, DERENUSSON,  
SCHUTTOFF E AZEVEDO  
ADVOGADOS

Auro de Moraes  
CONSELHO REGIONAL  
DE ENGENHARIA DO  
ESTADO DE SÃO PAULO

Beatriz Gross Bueno de  
Moraes Gomes de Sá  
DE VIVO, WHITAKER E  
CASTRO ADVOGADOS

Daniela de Pontes Andrade  
LOBO & DE RIZZO  
ADVOGADOS

Gabriela Dell Agnolo de  
Carvalho  
ZEIGLER E MENDONÇA DE  
BARROS SOCIEDADE DE  
ADVOGADOS (ZMB)

Gilberto Deon Corrêa Junior  
SOUTO, CORREA, CESA,  
LUMMERTZ & AMARAL  
ADVOGADOS

Eduardo Depassier  
LOESER E PORTELA  
ADVOGADOS

Claudia Derenusson Riedel  
DE LUCA, DERENUSSON,  
SCHUTTOFF E AZEVEDO  
ADVOGADOS

Cristiano Dias  
COSTA E TAVARES PAES  
SOCIEDADE DE ADVOGADOS

Giselle Dias Rodrigues Oliveira  
de Barros

Wagner Douglas Dockhorn

Murilo Domene  
DEMAREST ADVOGADOS

José Ricardo dos Santos Luz  
Júnior  
BRAGA NASCIMENTO  
E ZILIO LAW FIRM

Kledson Cesar dos Santos  
Turra  
CONSELHO REGIONAL DE  
ENGENHARIA E AGRONOMIA  
DE SÃO PAULO

Leticia Duek  
CHEDIAK, LOPES DA COSTA,  
CRISTOFARO, MENEZES  
CÔRTEES ADVOGADOS

Brigida Melo e Cruz Gama  
Filho  
PINHEIRO NETO ADVOGADOS

Maria Edith Dos Santos  
CONSELHO REGIONAL  
DE ENGENHARIA DO  
ESTADO DE SÃO PAULO

Marcelo Elias  
PINHEIRO GUIMARÃES  
ADVOGADOS

Bruna Esch  
BARBOSA, MÜSSNICH &  
ARAGÃO ADVOGADOS

Gabriel Esteves  
MACHADO, MEYER, SENDACZ  
E OPICE ADVOGADOS

João Paulo F.A. Fagundes  
RAYES & FAGUNDES  
ADVOGADOS

Vanessa Felício  
VEIRANO ADVOGADOS

Carlos Fernando Brasil Chaves

Hanna Ferraz  
PWC BRAZIL

Márlia Ferreira de Miranda  
TABELA DE NOTAS E PROTESTO  
DE SANTA BRANCA

Gabriella Ferreira do  
Nascimento

Guilherme Filardi  
DE LUCA, DERENUSSON,  
SCHUTTOFF E AZEVEDO  
ADVOGADOS

Nádio Filho  
SMX LOGISTICS

Alessandra Fonseca de Moraes  
PINHEIRO NETO ADVOGADOS

Julian Fonseca Peña Chediak  
CHEDIAK, LOPES DA COSTA,  
CRISTOFARO, MENEZES  
CÔRTEES ADVOGADOS

Luiz Carlos Fraga  
FRAGA, BEKIERMAN E  
CRISTIANO ADVOGADOS

Rafael Gagliardi  
DEMAREST ADVOGADOS

Joseph Harry Eloi Gallardetz  
Neto  
DEMAREST ADVOGADOS

Lucia Garbuglio  
COSTA E TAVARES PAES  
SOCIEDADE DE ADVOGADOS

Rodrigo Garcia da Fonseca  
FONSECA E SALLES LIMA  
ADVOGADOS ASSOCIADOS

Daniel Giacomini  
BRAGA NASCIMENTO  
E ZILIO LAW FIRM

Wilson Gimenez  
DATAMÉTODO GESTÃO  
CONTÁBIL SS LTDA

Luiz Marcelo Gois  
BARBOSA, MÜSSNICH &  
ARAGÃO ADVOGADOS

Uipiquer Gomes  
MAZARS BRASIL

Amanda Gomide  
MACHADO ASSOCIADOS  
ADVOGADOS E CONSULTORES

Diógenes Gonçalves  
PINHEIRO NETO ADVOGADOS

Renata Gonçalves  
HALLIBURTON PRODUTOS LTDA

William Gonçalves Ribeiro  
PINHEIRO NETO ADVOGADOS

Natália Alves Graton  
DEMAREST ADVOGADOS

Eduardo Ferraz Guerra  
GUERRA E BATISTA  
ADVOGADOS

Marco Guerra  
KÖNIG DO BRASIL CARGA  
INTERNACIONAL LTDA

Raphael Guerra  
KÖNIG DO BRASIL CARGA  
INTERNACIONAL LTDA

Antonio Carlos Guidoni Filho  
VELLA PUGLIESE  
BUOSI GUIDONI

Andrey Guimarães Duarte

Luiza Heck  
CASTRO, BARROS, SOBRAL,  
GOMES ADVOGADOS

Luis Hiar  
LEFOSSE ADVOGADOS

Flavio Kelner  
RAF ARQUITETURA E  
PLANEJAMENTO LTDA

William Kim  
SHEARMAN & STERLING LLP

Breno Kingma  
VIEIRA, REZENDE E  
GUERREIRO ADVOGADOS

Fernando Koury Lopes  
KLA-KOURY LOPES  
ADVOGADOS

Laila Kurati  
SERASA SA

Everaldo Lacerda  
8º OFÍCIO DE NOTAS

Sergio André Laclau  
VEIRANO ADVOGADOS

Daniel Lago Rodrigues  
REGISTRO DE IMÓVEIS DE  
TABOÃO DA SERRA

Claudio Lampert  
FAVERET | LAMPERT  
ADVOGADOS

André Laza  
MACHADO ASSOCIADOS  
ADVOGADOS E CONSULTORES

José Augusto Leal  
CASTRO, BARROS, SOBRAL,  
GOMES ADVOGADOS

André Leão  
COSTA E TAVARES PAES  
SOCIEDADE DE ADVOGADOS

Alexandre Leite Ribeiro do  
Valle  
VM&L SOCIEDADE  
DE ADVOGADOS

Charles Lenzi  
AES ELETROPAULO

Karina Lerner  
BARBOSA, MÜSSNICH &  
ARAGÃO ADVOGADOS

Caio Lima  
LEFOSSE ADVOGADOS

Rafael Lins e Silva Nascimento  
COSTA E TAVARES PAES  
SOCIEDADE DE ADVOGADOS

Maury Lobo de Athayde  
CHAVES, GELMAN, MACHADO,  
GILBERTO E BARBOZA

Leticia Lucas  
BARALDI ADVOCACIA  
EMPRESARIAL

Marina Maccabelli  
DEMAREST ADVOGADOS

Tiago Machado Cortez  
KLA-KOURY LOPES  
ADVOGADOS

Pedro Maciel  
LEFOSSE ADVOGADOS

Sandro Maciel Carvalho

Lucilena Madaleno  
EY SERVIÇOS TRIBUTÁRIOS SS

Renato G.R. Maggio  
MACHADO, MEYER, SENDACZ  
E OPICE ADVOGADOS

Gláucia Mara Coelho  
MACHADO, MEYER, SENDACZ  
E OPICE ADVOGADOS

Johnatan Maranhão  
PINHEIRO NETO ADVOGADOS

Manuel Marinho  
PWC BRAZIL

Demades Mario Castro

Ana Marra  
EY SERVIÇOS TRIBUTÁRIOS SS

Renata Martins de Oliveira  
MACHADO, MEYER, SENDACZ  
E OPICE ADVOGADOS

Estêvão Massumi Takemura  
CONSELHO REGIONAL  
DE ENGENHARIA DO  
ESTADO DE SÃO PAULO

Roberta R. Matheus C. Lobo  
LEFOSSE ADVOGADOS

Gisela Mation  
MACHADO, MEYER, SENDACZ  
E OPICE ADVOGADOS

Eduardo Augusto Mattar  
PINHEIRO GUIMARÃES  
ADVOGADOS

Gustavo Mattos  
VELLA PUGLIESE  
BUOSI GUIDONI

Marcelo Mattos  
VEIRANO ADVOGADOS

Davi Medina Vilela  
VIEIRA, REZENDE E  
GUERREIRO ADVOGADOS

Fabiola Meira de Almeida  
Santos  
BRAGA NASCIMENTO  
E ZILIO LAW FIRM

Aloysio Meirelles de Miranda  
ULHÔA CANTO, REZENDE  
E GUERRA-ADVOGADOS

Adilson Melo  
PWC BRAZIL

Adriano Mendes  
ASSIS E. MENDES ADVOGADOS

Camila Mendes Vianna  
Cardoso  
KINCAID | MENDES  
VIANNA ADVOGADOS

Luis Gustavo Miranda  
ROLIM, VIOTTI & LEITE CAMPOS

Sartori Molino  
CONSELHO REGIONAL  
DE ENGENHARIA DO  
ESTADO DE SÃO PAULO

Leonardo Monçores  
ASSOCIAÇÃO DOS  
REGISTRADORES IMOBILIÁRIOS  
DO RIO DE JANEIRO

Everton Gabriel Monezzi  
BRAGA NASCIMENTO  
E ZILIO LAW FIRM

Álvaro Moraes  
TRANSBRASA

Guilherme Mota  
MACHADO, MEYER, SENDACZ  
E OPICE ADVOGADOS

Luciana Moura Lima  
LOBO & DE RIZZO  
ADVOGADOS

Ian Muniz  
VEIRANO ADVOGADOS

Fernanda Nakada  
LOESER E PORTELA  
ADVOGADOS

Marcelo Natale  
DELOITTE TOUCHE TOHMATSU

Jorge Nemr  
LEITE, TOSTO E BARROS

Rosy Nery Guimarães  
RN ARQUITETURA

Walter Nimir  
ZEIGLER E MENDONÇA DE  
BARROS SOCIEDADE DE  
ADVOGADOS (ZMB)

Sofia Nobrega Reato

Antonio Henrique Noronha  
FAVERET | LAMPERT  
ADVOGADOS

Vitor Novo  
LEITE, TOSTO E BARROS

Renata O. de Cavalcante  
RAYES & FAGUNDES  
ADVOGADOS

Michael O'Connor  
GUERRA E BATISTA  
ADVOGADOS

Evany Oliveira  
PWC BRAZIL

Felipe Oliveira  
VEIRANO ADVOGADOS

João Oliveira  
VEIRANO ADVOGADOS

Lidia Amalia Oliveira Ferranti  
VM&L SOCIEDADE  
DE ADVOGADOS

Eduardo Ono Terashima  
DEMAREST ADVOGADOS

David Orsini  
BARALDI ADVOCACIA  
EMPRESARIAL

Rogério Rabelo Peixoto  
BANCO CENTRAL DO BRASIL

Glauco Eduardo Pereira Cortez  
CONSELHO REGIONAL DE  
ENGENHARIA E AGRONOMIA  
DE SÃO PAULO

Marcio Pereira Filho  
COSTA E TAVARES PAES  
SOCIEDADE DE ADVOGADOS

Nivio Perez dos Santos  
NEW-LINK COM. EXT. LTDA

Claudio Pieruccetti  
VIEIRA, REZENDE E  
GUERREIRO ADVOGADOS

Antonio Claudio Pinto da  
Fonseca  
CONSTRUTORA MG LTDA

Renata Pisaneschi  
MACHADO ASSOCIADOS  
ADVOGADOS E CONSULTORES

Cássia Pizzotti  
DEMAREST ADVOGADOS

Renato Poltronieri  
DEMAREST ADVOGADOS

Durval Araulo Portela Filho  
PWC BRAZIL

Tiago Porto  
VEIRANO ADVOGADOS

Antonio Celso Pugliese  
VELLA PUGLIESE  
BUOSI GUIDONI

Ana Paula Rabello  
FAVERET | LAMPERT  
ADVOGADOS

Ronaldo Rayes  
RAYES & FAGUNDES  
ADVOGADOS

Matheus Rector  
PINHEIRO GUIMARÃES  
ADVOGADOS

Marília Rennó  
CHEDIAK, LOPES DA COSTA,  
CRISTOFARO, MENEZES  
CÔRTEES ADVOGADOS

Elisa Rezende  
VEIRANO ADVOGADOS

Ligia Ribeiro  
RAYES & FAGUNDES  
ADVOGADOS

Laura Ribeiro Vissotto

Luis Fernando Riskalla  
LEITE, TOSTO E BARROS  
ADVOGADOS

Guilherme Rizzo Amaral  
VEIRANO ADVOGADOS

Henrique Rodrigues Cima  
LOBO & DE RIZZO  
ADVOGADOS

Fabiana Rodrigues da Fonseca  
RAYES & FAGUNDES  
ADVOGADOS

Maria João Rolim  
ROLIM, VIOTTI & LEITE CAMPOS

José Luiz Rossi  
SERASA SA

Luciano Rossi  
PINHEIRO NETO ADVOGADOS

Gustavo Rotta  
DELOITTE TOUCHE TOHMATSU

Luis Augusto Roux Azevedo  
DE LUCA, DERENUSSON,  
SCHUTTOFF E AZEVEDO  
ADVOGADOS

Jorge Roylei Kou  
VELLA PUGLIESE  
BUOSI GUIDONI

Petrus Ruff  
PWC BRAZIL

Cláudio Ruiz  
BANCO CENTRAL DO BRASIL

Heber Sacramento  
PINHEIRO GUIMARÃES  
ADVOGADOS

Isabela Salhani Ferrari  
MACHADO, MEYER, SENDACZ  
E OPICE ADVOGADOS

Cristina Salvador  
BARALDI ADVOCACIA  
EMPRESARIAL

Rodrigo Sanchez  
SERASA SA

Franklin Santos  
ADM DO BRASIL LTDA

Priscilla Saraiva  
ULHÔA CANTO, REZENDE  
E GUERRA-ADVOGADOS

Denis Sarak  
BRAGA NASCIMENTO  
E ZILIO LAW FIRM

João Felipe Sartini  
FAVERET | LAMPERT  
ADVOGADOS

Fabiana Schiavon  
PWC BRAZIL

Julia Schulz Rotenberg  
DEMAREST ADVOGADOS

Sabine Schuttoff  
DE LUCA, DERENUSSON,  
SCHUTTOFF E AZEVEDO  
ADVOGADOS

Erik Sernik  
VELLA PUGLIESE  
BUOSI GUIDONI

Juliane Serrano  
EY SERVIÇOS TRIBUTÁRIOS SS

Donizetti Antonio Silva  
DAS CONSULTORIA

Antonio Laercio Silva Rehem  
PRESIDÊNCIA DA REPÚBLICA  
FEDERATIVA DO BRASIL

Michel Siqueira Batista  
VIEIRA, REZENDE E  
GUERREIRO ADVOGADOS

Isadora Soares de Almeida  
Varella  
CHAVES, GELMAN, MACHADO,  
GILBERTO E BARBOZA

Eduardo de Abreu Sodré  
RAYES & FAGUNDES  
ADVOGADOS

Livia Sousa Borges Leal  
DEMAREST ADVOGADOS

Walter Stuber  
WALTER STUBER  
CONSULTORIA JURÍDICA

Adriano Sutto  
VEIRANO ADVOGADOS

Rodrigo Takano  
MACHADO, MEYER, SENDACZ  
E OPICE ADVOGADOS

Celina Teixeira  
18º OFÍCIO DE NOTAS

Rodrigo Teixeira  
LOBO & DE RIZZO  
ADVOGADOS

Verônica Teixeira  
PWC BRAZIL

Paulo Teixeira Fernandes  
ROLIM, VIOTTI & LEITE CAMPOS

Carlos Augusto Texeira da  
Silva

Gisele Trindade  
VELLA PUGLIESE  
BUOSI GUIDONI

Juliana Turini  
VELLA PUGLIESE  
BUOSI GUIDONI

Ticiana Valdetaro Bianchi  
Ayala  
CHEDIAK, LOPES DA COSTA,  
CRISTOFARO, MENEZES  
CÔRTEES ADVOGADOS

Luiz Fernando Valente De  
Paiva  
PINHEIRO NETO ADVOGADOS

Christiane Valse  
RAYES & FAGUNDES  
ADVOGADOS

Beatriz Vasconcellos  
PWC BRAZIL

Ronaldo C. Veirano  
VEIRANO ADVOGADOS

Maria Tereza Vellano  
AES ELETROPAULO

Ademilson Viana  
DEMAREST ADVOGADOS

Marcelo Viegas  
MAR & MAR ENGENHARIA

Victoria Villela Boacnin  
PINHEIRO NETO ADVOGADOS

Eduardo Vital Chaves  
RAYES & FAGUNDES  
ADVOGADOS

Rafael Vitelli Depieri

José Carlos Wahle  
VEIRANO ADVOGADOS

Flavio Yoshida  
Rayes & Fagundes Advogados

## BRUNEI DARUSSALAM

ARKITEK IBRAHIM

BDO CHARTERED  
ACCOUNTANTS BRUNEI

Zainon Abang  
LANDS DEPARTMENT,  
MINISTRY OF DEVELOPMENT

Amiruddin Abdul Aziz  
ARKITEK AZIZ

Nur Shahreena Abdullah  
TABUNG AMANAH PEKERJA  
Saharana Ahmad  
LANDS DEPARTMENT,  
MINISTRY OF DEVELOPMENT

Hajah Norajimah Haji Aji  
DEPARTMENT OF LABOR,  
MINISTRY OF HOME AFFAIRS

Erma Ali Rahman  
REGISTRY OF COMPANIES  
& BUSINESS NAMES

Ekaterina Azizova  
HEALY CONSULTANTS  
GROUP PLC

Nadia Azmansham  
ENERGY AND INDUSTRY  
DEPARTMENT

Mohammed Roaizan bin Haji  
Johari  
AUTORITI MONETARI  
BRUNEI DARUSSALAM

Kasmat Bin Hj Kaling  
NBT (BRUNEI)

Mahri Bin Hj Latif  
GEMILANG LATIF ASSOCIATES

Jonathan Cheok  
CHEOK ADVOCATES  
& SOLICITORS

Robin Cheok

Danny Chua  
BRUNEI TRANSPORTING  
COMPANY

Wong Chung Hong  
W. CHUNG HONG SDN BHD

Saiful Adilin Edin  
REGISTRY OF COMPANIES  
& BUSINESS NAMES

Nina Jasmine Haji Bahrain  
AUTORITI MONETARI  
BRUNEI DARUSSALAM

Norzanah Hambali  
LANDS DEPARTMENT,  
MINISTRY OF DEVELOPMENT

Hj Abdullah Hj Ahmad  
ABDULLAH AHMAD  
ARCHITECTS

Hjh Siti Radhiah Hj Mohd  
Yusof  
AUTORITI MONETARI  
BRUNEI DARUSSALAM

Norizzah Hazirah Hj Awg  
Hussin  
DEPARTMENT OF LABOR,  
MINISTRY OF HOME AFFAIRS

Zuleana Kassim  
LEE CORPORATEHOUSE  
ASSOCIATES

Farah Kong  
AUTORITI MONETARI  
BRUNEI DARUSSALAM

Kin Chee Lee  
LEE CORPORATEHOUSE  
ASSOCIATES

Simon Leong  
LKA KONSULT SDN BHD

Kathy Lim  
C H WILLIAMS TALHAR  
& WONG SDN BHD

Kelvin Lim  
RIDZLAN LIM ADVOCATES  
& SOLICITORS

Muhammad Billy Lim  
Abdul Aziz  
ARKITEK REKAJAYA

Adhfarul Maz Adanan  
TABUNG AMANAH PEKERJA

Ghazalin Mokti  
LANDS DEPARTMENT,  
MINISTRY OF DEVELOPMENT

Harold Ng  
CCW PARTNERSHIP

Ahmad Norhayati  
SEPAKAT SETIA PERUNDING  
ENGINEERING CONSULTANT

Andrew Ong Teck Wee  
CCW PARTNERSHIP

E-Rue Peng

Dayang Hajah Rahayu Dato  
Paduka Haji Abdul Razak  
DARUSSALAM ASSETS  
SDN BHD

Veronica K. Rajakanu  
ZULS PARTNERS LAW OFFICE

Wong Shu Ah  
BMS ENGINEERING &  
PARTNERS SDN BHD

Yvonne Sim

Shran Singh  
GLAMCO AVIATION SDN

Aidah Suleiman  
AUTORITI MONETARI  
BRUNEI DARUSSALAM

Bernard Tan Thiam Swee

Amanda Ting

Ting Tiu Pheng  
ARKITEK TING

Cecilia Wong  
TRICOR (B) SDN BHD

Belinda Yeo

Soon Teck Yu  
PETAR PERUNDING SDN BHD

Zulina Zainal Abidin  
ROYAL CUSTOMS AND  
EXCISE DEPARTMENT

## BULGARIA

Svetlin Adrianov  
PENKOV, MARKOV  
& PARTNERS

Venelin Aleksiev  
LEGALEX LAW OFFICE

Petko Angelov  
GUGUSHEV & PARTNERS

Stefan Angelov  
V CONSULTING BULGARIA

Martin Atanasov  
SOFIA MUNICIPALITY

Ina Bankovska  
KINKIN & PARTNERS

Anelia Batleva  
LEGALEX LAW OFFICE

Mileslava Bogdanova-Misheva  
TSVETKOVA BEBOV  
KOMAREVSKI

Svilena Bogdantchova  
ORBIT

Christopher Christov  
PENEV LLP

Nikolay Cvetanov  
PENKOV, MARKOV  
& PARTNERS

Ralitzta Damyanova  
DELICHEV & PARTNERS  
LAW FIRM

Maria Danailova  
DANAIOVA, TODOROV  
AND PARTNERS LAW FIRM

Emil Delchev  
DELICHEV & PARTNERS  
LAW FIRM

Kostadinka Deleva  
GUGUSHEV & PARTNERS

Valeria Dieva  
KALAJDIEV & GEORGIEV

George Dimitrov  
DIMITROV, PETROV & CO.

Alexandra Doytchinova  
SCHOENHERR

Silvia Dulevska  
BULGARIAN NATIONAL BANK

Genadi Enchev  
BULGARIAN ASSOCIATION OF  
SHIP BROKERS AND AGENTS

Zornitsa Genova  
CEZ DISTRIBUTION BULGARIA  
AD, MEMBER OF CEZ GROUP

Ralitsa Gougleva  
DJINGOV, GOUGINSKI,  
KYUTCHUKOV & VELICHKOV

Katerina Gramatikova  
DOBREV & LYUTSKANOV

Anastasiya Grunova  
TSVETKOVA BEBOV  
KOMAREVSKI

Hristian Gueorguiev  
DINOVA RUSEV & PARTNERS

Stefan Gugushev  
GUGUSHEV & PARTNERS

Orlin Hadjiiski  
PWC BULGARIA

Hristina Hristova  
DHL EXPRESS BULGARIA

Velyana Hristova  
PENKOV, MARKOV  
& PARTNERS

Krasimira Ignatova  
PWC BULGARIA

Iliya Iliev  
PRIMORSKA AUDIT  
COMPANY—MEMBER  
OF RUSSELL BEDFORD  
INTERNATIONAL

Ginka Iskrova  
PWC BULGARIA

Rossen Ivanov  
ARSOV, NATCHEV, GANEVA

Miglena Ivanova  
PWC BULGARIA

Vesela Kabatliyska  
DINOVA RUSEV & PARTNERS

Angel Kalaidjiev  
KALAJDIEV & GEORGIEV

Mina Kapsazova  
PWC BULGARIA

Desislava Karpulska  
PWC BULGARIA

Ivelin Kiosev  
ELECTROGETZ LTD.

Hristina Kirilova  
KAMBOUROV & PARTNERS

Violeta Kirova  
BOYANOV & CO.

Rebeka Kleymtan  
WOLF THEISS

Nikolay Kolev  
BOYANOV & CO.

Rada Koleva  
PWC BULGARIA

Ilya Komarevski  
TSVETKOVA BEBOV  
KOMAREVSKI

Yavor Kostov  
ARSOV, NATCHEV, GANEVA

Yordan Kostov  
YORDAN KOSTOV LAW OFFICE

Zisis Kotsias  
ORBIT

Dilyana Krasteva  
DINOVA RUSEV & PARTNERS

Boris Krastevitch  
DANAIOVA, TODOROV  
AND PARTNERS LAW FIRM

Stephan Kyutchukov  
DJINGOV, GOUGINSKI,  
KYUTCHUKOV & VELICHKOV

Teodora Lalova  
PENEV LLP

Nina Lazarova  
REGISTRY AGENCY  
OF BULGARIA

Jordan Manahilov  
BULGARIAN NATIONAL BANK

Ivan Marinov  
DELICHEV & PARTNERS  
LAW FIRM

Elena Marinova  
BULGARIAN NATIONAL BANK

Magi Markova  
SBA BULGARIAN LTD.

Dimitrinka Metodieva  
GUGUSHEV & PARTNERS

Slavi Mikinski  
LEGALEX LAW OFFICE

Yordan Minkov  
DINOVA RUSEV & PARTNERS

Yordanka Mravkova  
REGISTRY AGENCY  
OF BULGARIA

Vladimir Natchev  
ARSOV, NATCHEV, GANEVA

Yordan Naydenov  
BOYANOV & CO.

Hristo Nihrizov  
DIMITROV, PETROV & CO.

Alexander Nikolov  
ORBIT

Elitsa Nikolova-Dimitrova  
ORBIT

Nadezhda Palankova  
GUGUSHEV & PARTNERS

Maria Pashalieva  
PENKOV, MARKOV  
& PARTNERS

Ilian Petkov  
ISPDD

Teodora Popova  
PENEV LLP

Bozhko Poryazov  
DELICHEV & PARTNERS  
LAW FIRM

Ivan Punev  
DJINGOV, GOUGINSKI,  
KYUTCHUKOV & VELICHKOV

Nikolay Radev  
KINKIN & PARTNERS

Silvia Ribanchova  
SCHOENHERR

Konstantin Rizov  
GYUROV & RIZOV LAW OFFICE

Milen Rusev  
DINOVA RUSEV & PARTNERS

Andrea Ruzheva  
SOFIA MUNICIPALITY

Aneta Sarafova  
DANAIOVA, TODOROV  
AND PARTNERS LAW FIRM

Boiko Sekiranov  
SOFIA MUNICIPALITY

Julian Spassov  
MCGREGOR & PARTNERS

Krum Stanchev  
ELIA PLC

Pencho Stanchev  
DIMITROV, PETROV & CO.

Nina Stoeva  
LEGALEX LAW OFFICE

Roman Stoyanov  
PENKOV, MARKOV  
& PARTNERS

Donka Stoyanova  
DIMITROV, PETROV & CO.

Vessela Tcherneva-Yankova  
V CONSULTING BULGARIA

Yordan Terziev  
ARSOV, NATCHEV, GANEVA

Aleksandrina Terziyska  
GUGUSHEV & PARTNERS

Kaloyan Todorov  
DANAIOVA, TODOROV  
AND PARTNERS LAW FIRM

Svilen Todorov  
TODOROV & DOYKOVA  
LAW FIRM

Toma Tomov  
DOBREV & LYUTSKANOV

Dilyana Tsoleva  
KINKIN & PARTNERS

Georgi Tzvetkov  
DJINGOV, GOUGINSKI,  
KYUTCHUKOV & VELICHKOV

Jasmina Uzova  
WOLF THEISS

Miroslav Varnaliev  
UNIMASTERS LOGISTICS PLC

Mariana Velichkova  
TSVETKOVA BEBOV  
KOMAREVSKI

Nedyalka Vylcheva  
DELICHEV & PARTNERS  
LAW FIRM

Monika Yaneva  
KALAJDIEV & GEORGIEV

Iliyana Zhoteva  
REGISTRY AGENCY  
OF BULGARIA

## BURKINA FASO

BCEAO

CABINET KAM ET SOME  
CREDITINFO VOLO

Pierre Abadie  
CABINET PIERRE ABADIE

Arsène Bazi  
AB ENERGIE

Boukary Boly  
SOCIÉTÉ D'EXPORTATION  
DU FASO (SEFA)

Dieudonne Bonkougou  
SCPA THEMIS-B

Vincent Kabore  
DIRECTION DES GREFFES  
MINISTÈRE DE LA JUSTICE,  
DES DROITS HUMAINS ET DE  
LA PROMOTION CIVIQUE

Sansan Césaire Kambou  
CABINET D'ARCHITECTURE  
AGORA BURKINA

Armand Kpoda  
SCPA THEMIS-B



Eloi Nombéré  
UNION NATIONALE DES  
PRODUCTEURS D'ANACARDE

Mamadou Ouattara  
CHAMBRE DE COMMERCE  
ET D'INDUSTRIE DU  
BURKINA FASO (CCI BF)

André Ouedraogo  
CABINET BONKOUNGOU

Madina Ouedraogo  
BUREAU D'ASSISTANCE À LA  
CONSTRUCTION (BAC) SARL

Martin Ouedraogo  
UNION INTERNATIONALE  
DE NOTARIAT

N. Henri Ouedraogo  
DIRECTION GÉNÉRALE  
DES IMPÔTS

Oumarou Ouedraogo  
CABINET OUEDRAOGO

Thierry Ismaël Ouedraogo  
DIRECTION GÉNÉRALE  
DU TRÉSOR ET DE LA  
COMPTABILITÉ PUBLIQUE

Yassia Ouedraogo  
UCOBAM

Roger Omer Ouédraogo  
ASSOCIATION  
PROFESSIONNELLE  
DES TRANSITAIRES &  
COMMISSIONNAIRES EN  
DOUANE AGRÉES

Sawadogo W. Pulchérie  
MINISTÈRE DE LA JUSTICE—  
TRIBUNAL D'INSTANCE  
DE OUAGADOUGOU

Hermann Lambert Sanon  
GROUPE HAGE

Boureima Sawadogo  
CABINET SANOU SOUNGALO

Moussa Ousmane Sawadogo  
DIRECTION GÉNÉRALE  
DES IMPÔTS

Abdoul Aziz Son  
CABINET PIERRE ABADIE

Hyppolite Tapsoba  
MINISTÈRE DE LA JUSTICE—  
TRIBUNAL D'INSTANCE  
DE OUAGADOUGOU

Alassane Tiemtore  
AUTORITÉ DE RÉGULATION  
DU SOUS-SECTEUR DE  
L'ÉLECTRICITÉ (ARSE)

Aude Andrée Marie Toé  
CABINET D'AVOCATS ME  
FRANCELINE TOÉ-BOUDA

Franceline Toé-Bouda  
CABINET D'AVOCATS ME  
FRANCELINE TOÉ-BOUDA

Yacouba Traoré  
COMMUNE DE  
OUAGADOUGOU

Bouba Yaguibou  
SCPA YAGUIBOU & ASSOCIÉS

## BURUNDI

AGENCE DE PROMOTION  
DES INVESTISSEMENTS

Cyprien Bigirimana  
MINISTÈRE DE LA JUSTICE

Adolphe Birehanisenge  
PSD

Jean-Marie Bukware  
GUICHET UNIQUE DE  
CRÉATION D'ENTREPRISE

Léonard Gacuko  
MINISTÈRE DE LA JUSTICE

Joseph Gitonyotsi

Ange-Dorine Irakoze  
RUBEYA & CO. ADVOCATES

Brice Irakoze  
TRUST JURIS CHAMBERS

Richard Kaderi  
AFRICAN PROMOTION  
COMPANY (APROCO)

Josélyne Kaneza  
BURUNDI LEGAL SPACE

Désiré Manirakiza  
CONSORTIUM DES  
COOPÉRATIVES DES  
CAFFICULTEURS (COCOCA)

Ben Ali Massoundi  
BGMB

Anatole Miburo  
CABINET DE MAÎTRE  
ANATOLE MIBURO

Vera Mutoni  
TRUST JURIS CHAMBERS

Yvan Mutoni  
TRUST JURIS CHAMBERS

Horace Ncutiyumuheto  
NCUTI LAW FIRM &  
CONSULTANCY

Adelaïde Ndayirerere  
BANQUE DE LA RÉPUBLIQUE  
DU BURUNDI

Désiré Ndayizeye  
LAWYER

Francoise Ngzirazana  
SOGESTAL

Samuel Nibitanga  
SOGESTAL KIRIMIRO

Emery Ninganza  
CHRISTIAN AID

Régine-Mireille Niyongabo  
RUBEYA & CO. ADVOCATES

Audace Niyonzima  
OFFICE BURUNDAIS  
DES RECETTES

Elliot Njejimana  
TRUST JURIS CHAMBERS

Laurent Nkurikiye  
BUCOCFO

Janvier Nsengiyumva  
J&P GENERAL COMPANY

Gilbert Ntiyankundiye  
GCEA

Patrick-Didier Nukuri  
BURUNDI LEGAL SPACE

Déogratias Nzemba  
AVOCAT À LA COUR

Hubert Jacques Nzigamasabo  
ABUTIP

Willy Rubeya & Co.  
RUBEYA & CO. ADVOCATES

Benjamin Rufagari  
GPO PARTNERS BURUNDI,  
A CORRESPONDENT  
FIRM OF DELOITTE

Fabien Segatwa  
ETUDE ME SEGATWA

Gabriel Sinarinzi  
CABINET ME GABRIEL SINARINZI

## CABO VERDE

Tiago Albuquerque Dias  
DELOITTE

Bruno Andrade Alves  
PWC PORTUGAL

José Manuel Andrade  
NÚCLEO OPERACIONAL DA  
SOCIEDADE DE INFORMAÇÃO

Luís Filipe Bernardo  
DELOITTE

Constantino Cabral  
MTCV CABO VERDE

Susana Caetano  
PWC PORTUGAL

Paulo Câmara  
SÉRVULO & ASSOCIADOS

Ilídio Cruz  
ILIDIO CRUZ &  
ASSOCIADOS—SOCIEDADE  
DE ADVOGADOS RL

Paulo David  
UBAGO GROUP—  
FRESCOMAR, SA

Manuel de Pina  
SAMP—SOCIEDADES  
DE ADVOGADOS

Daniel Delgado  
INLOGISTICS—AGÊNCIA  
DE NAVEGAÇÃO E  
TRANSITÁRIOS SA

Dúnia Delgado  
PWC PORTUGAL

Jorge Lima Delgado Lopes  
CONSULTOR GOVERNAÇÃO  
ELETRÓNICA

Amanda Fernandes  
ILIDIO CRUZ &  
ASSOCIADOS—SOCIEDADE  
DE ADVOGADOS RL

Brites Fernandes  
PMAR CABO VERDE

Solange Furtado Sanches  
SF&LB, SOCIEDADE DE  
ADVOGADOS, RL

Tomás Garcia Vasconcelos  
DELOITTE

Joana Gomes Rosa  
ADVOCACIA—CONSULTORIA

António Gonçalves  
CV LEXIS ADVOGADOS

Ana Cristina Hopfer Almada  
D. HOPFFER ALMADA  
& ASSOCIADOS

Avdesh Kumar  
JMD TRADING, LDA

Mirco Lima  
PISO—SOC. DE IMOBILIÁRIA  
E CONTRUÇÕES, LDA

Teresa Livramento Monteiro  
DULCE LOPES, SOLANGE  
LISBOA RAMOS, TERESA  
LIVRAMENTO MONTEIRO-  
SOCIEDADE DE ADVOGADOS

Ana Cristina Lopes Semedo  
BANCO DE CABO VERDE

João Medina  
EDGE—INTERNATIONAL  
LAWYERS

Wanderleya Nascimento  
SAMP—SOCIEDADES  
DE ADVOGADOS

Alexandra Nunes  
PWC PORTUGAL

João Pereira  
FPS

Luis Quinta  
BINTER CABO VERDE, SA

Rita Ramos  
LAND REGISTRY

Rafael Rocha Fernandes  
MUNICIPALITY OF PRAIA

José Rui de Sena  
AGÊNCIA DE DESPACHO  
ADUANEIRO FERREIRA  
E SENA LDA

Lanre Smith  
BOM SPEC, LDA

Armindo Sousa  
FPS

José Spinola  
FPS

Frantz Tavares  
INOVE—CONSULTORES  
EMPRESARIAIS

Liza Vaz  
DIREÇÃO NACIONAL DE  
RECEITAS DO ESTADO

Leendert Verschoor  
PWC PORTUGAL

## CAMBODIA

SCIARONI & ASSOCIATES

TROIS S (CAMBODGE)  
LOGISTICS SOLUTION

Seng Bun Huy  
MAR ASSOCIATES

Buth Bunsayha  
ACLEDA BANK PLC

Michel Cassagnes  
ARCHETYPE GROUP CAMBODIA

Sokpheng Chao  
HBS LAW

Eakngoun Chea  
HBS LAW

Phanin Cheam  
MUNICIPALITY OF PHNOM PENH  
BUREAU OF URBAN AFFAIRS

Heng Chhay  
R&T SOK & HENG LAW OFFICE

Sao Elen Chhe  
SOK SIPHANA & ASSOCIATES

Ouk Chittra  
ELECTRICITÉ DU  
CAMBODGE (EDC)

Sothea Chrek  
CREDIT BUREAU  
(CAMBODIA) CO. LTD.

Sandra D'Amico  
HR INC. (CAMBODIA) CO. LTD.

Martin Desautels  
DFDL MEKONG  
(CAMBODIA) CO. LTD.

Monyrith Eng  
HML LAW GROUP &  
CONSULTANTS

Javier Esquivel  
SOK SIPHANA & ASSOCIATES

Darwin Hem  
BNG LEGAL

Pagnawat Heng  
P&A ASIA LAW OFFICE

Porse Heng  
ARCHETYPE GROUP CAMBODIA

Max Howlett  
KPMG CAMBODIA LTD.

Hans Hwang  
SOK XING & HWANG

Xing Jijia  
SOK XING & HWANG

Leap Kang  
HML LAW GROUP &  
CONSULTANTS

Sophorne Kheang  
DFDL MEKONG  
(CAMBODIA) CO. LTD.

Sang Kimchheang  
ACLEDA BANK PLC

Sieng Komira  
SECURED TRANSACTIONS  
FILING OFFICE

Kunthy Koy  
KN LEGAL CONSULTING

Neam Koy  
KN LEGAL CONSULTING

Chanra Kuoch  
DFDL MEKONG  
(CAMBODIA) CO. LTD.

Alex Larkin  
VDB LOI

Souhuoth Leng  
P&A ASIA LAW OFFICE

Pises Mao  
HR INC. (CAMBODIA) CO. LTD.

Samvutheary Mao  
HML LAW GROUP &  
CONSULTANTS

Sadao Matsubara  
HBS LAW

Nimmith Men  
ARBITRATION COUNCIL  
FOUNDATION

Seilakboth Mom  
SOK XING & HWANG

Sophanny Mom  
ARBITRATION COUNCIL  
FOUNDATION

Nith Niteyana  
SOK SIPHANA & ASSOCIATES

Clint O'Connell  
DFDL MEKONG  
(CAMBODIA) CO. LTD.

Sokhour Oeng  
PWC CAMBODIA

Sothearoath Oeur  
CREDIT BUREAU  
(CAMBODIA) CO. LTD.

Sophea Om  
ACLEDA BANK PLC

Lungdy Ouk  
R&T SOK & HENG LAW OFFICE

Song Phannou  
ACLEDA BANK PLC

Sokvirak Pheang  
PWC CAMBODIA

Seng Piseth  
GENERAL DEPARTMENT  
OF TAXATION

Sok Ren Polina  
SOK SIPHANA & ASSOCIATES

Pagnavattay Pon  
CREDIT BUREAU  
(CAMBODIA) CO. LTD.

Robert Porter  
VDB LOI

Allen Prak  
P&A ASIA LAW OFFICE

Borapyn Py  
DFDL MEKONG  
(CAMBODIA) CO. LTD.

Matthew Rendall  
SOK SIPHANA & ASSOCIATES

Navinth Rethda  
R&T SOK & HENG LAW OFFICE

Chris Robinson  
DFDL MEKONG  
(CAMBODIA) CO. LTD.

Somarith Sam  
ELECTRICITÉ DU  
CAMBODGE (EDC)

Kem Saroeung  
SECURED TRANSACTIONS  
FILING OFFICE

Neak Seakirin  
NEAK LAW OFFICE

Dara Sen  
SOK SIPHANA & ASSOCIATES

Leung Seng  
VDB LOI

Samyith Seng  
HR INC. (CAMBODIA) CO. LTD.

Chanraksa Soeung  
P&A ASIA LAW OFFICE

Lor Sok  
SOK XING & HWANG

Suy Sokha  
HR INC. (CAMBODIA) CO. LTD.

Sum Sokhamphou

Saran Song  
AMRU RICE (CAMBODIA)  
CO. LTD.

Neou Sonika  
SOK SIPHANA & ASSOCIATES

Tiv Sophonnora  
R&T SOK & HENG LAW OFFICE

Samnangvathana Sor  
DFDL MEKONG  
(CAMBODIA) CO. LTD.

Sinoun Sous  
DFDL MEKONG  
(CAMBODIA) CO. LTD.

Nget Sovannith  
P&A ASIA LAW OFFICE

David Symansky  
HR INC. (CAMBODIA) CO. LTD.

Kang Thavy  
DFDL MEKONG  
(CAMBODIA) CO. LTD.

Heng Thy  
PWC CAMBODIA

Hem Tola  
HR INC. (CAMBODIA) CO. LTD.

Bakleang Try  
HBS LAW

Victoria Varela  
DFDL MEKONG  
(CAMBODIA) CO. LTD.

Daniel Wein  
DFDL MEKONG  
(CAMBODIA) CO. LTD.

Potim Yun  
VDB LOI

Sophal Yun  
DFDL MEKONG  
(CAMBODIA) CO. LTD.

## CAMEROON

ENEO CAMEROUN  
ETUDE ME ETOKE

Stanley Abane  
THE ABENG LAW FIRM

Armelle Silvana Abel  
Piskopanis  
MONDE JURIDIQUE ET  
FISCAL (MOJUFISC)

Roland Abeng  
THE ABENG LAW FIRM

Tocke Adrien  
DGI CAMEROON (DIRECTION  
GÉNÉRALE DES IMPÔTS  
DU CAMEROON)

Elisabeth Ajamen  
BEAC SIÈGE

Oscar Alegba  
LAWYER

Marie Viviane Ambella Bikoula  
TAMFU & CO. LAW FIRM

Rosine Pauline Amboa  
MONDE JURIDIQUE ET  
FISCAL (MOJUFISC)

Queenta Asibong  
THE ABENG LAW FIRM

Cyrano Atoka  
CABINET FRANCINE NYOBE

Louis Désiré Côme Awono  
ARCHI BUSINESS SARL

Lolita Bakala Mpressa  
CAMEROUN AUDIT  
INTERNATIONAL (CAC  
INTERNATIONAL)

Jean-Marie Vianney Bendégue  
IG/MINDCAF

Pierre Bertin Simbafo  
BICEC

Sidonie Biog  
CABINET FRANCINE NYOBE

Eric Biwole  
AGROGIC

Xavier Martial Biwoli Ayissi  
CABINET FRANCINE NYOBE

Isidore Biyiha  
GUICHET UNIQUE DES  
OPERATIONS DU COMMERCE  
EXTERIEUR-GIE

Miafo Bonny Bonn  
BONNY BONN ENTERPRISES

David Boyo  
BOYO & PATIMARK LLP

Fabien Bungong  
TAMFU & CO. LAW FIRM

David Bwemba  
WEST AFRIA MARINE  
SOLUTIONS

Paul Marie Djamem  
MOBILE TELEPHONE NETWORKS  
CAMEROON (MTN)

Aurélien Djengue Kotte  
CABINET EKOBO

Laurent Dongmo  
JING & PARTNERS

William Douandji  
ARCHITECT AND PARTNERS

Ebot Elias Arrey  
ARC CONSULTANTS LTD.

Marie Marceline Enganalim  
ETUDE ME ENGANALIM  
MARCELINE

Cédric Enyime  
VANTURE CONSULTING

Lucien Essomba  
CHAMBRE D'AGRICULTURE  
OUEST

Hyacinthe Clément Fansi  
Ngamou  
NGASSAM, FANSI & MOUAFO  
AVOCATS ASSOCIÉS

Isabelle Fomukong  
CABINET D'AVOCATS  
FOMUKONG

Blaise Fondja  
BUREC

Edwin Fongod  
Sorelle Fossouo Mogo  
JING & PARTNERS

Nicaise Ibohn Bata  
THE ABENG LAW FIRM

Paul T. Jing  
JING & PARTNERS

Charles Kooh  
THE ABENG LAW FIRM

Jean-Aime Kounga  
THE ABENG LAW FIRM

Merlin Arsene Kouogang  
SOCIÉTÉ QUIFEUROU

Michel-Antoine Mben  
NGASSAM, FANSI & MOUAFO  
AVOCATS ASSOCIÉS

Jacques Mbongue Eboa  
CABINET D'AVOCATS  
GERARD WOLBER

Ivan Méléché  
VANTURE CONSULTING

Mungu Mirabel  
THE ABENG LAW FIRM

A.D. Monkam  
ETUDE DE NOTAIRE WO'O

Danielle Moukouri  
D. MOUKOURI &  
PARTNERS LAW FIRM

Marcelin Yoyo Ndoum  
ETUDE DE NOTAIRE WO'O

Bernard Ngaibe  
THE ABENG LAW FIRM

Virgile Ngassam Njiké  
NGASSAM, FANSI & MOUAFO  
AVOCATS ASSOCIÉS

Bénédicte Ngoso  
CABINET FRANCINE NYOBE

Dieu le Fit Nguiyan  
UNIVERSITÉ DE DOUALA

Marie-Andrée Ngwe  
CABINET MAÎTRE MARIE  
ANDRÉE NGWE

Urbain Nini Teunda

George Njangtang  
CONTEC SARL

Benga Nomen Christopher  
EXPRESS CARGO

Christian Obama  
MONDE JURIDIQUE ET  
FISCAL (MOJUFISC)

Carine Obama Fossey  
MONDE JURIDIQUE ET  
FISCAL (MOJUFISC)

Jacob Oben  
JING & PARTNERS

Jasmine Ouethy  
MUEKE A DOUALA  
AU CAMEROUN

Yasmine Passam  
JING & PARTNERS

Ilias Poskipanis  
MONDE JURIDIQUE ET  
FISCAL (MOJUFISC)

Boller Pym  
UNIVERSITÉ DE DOUALA

Claude Simo  
CL AUDIT ET CONSEI

Tristel Richard Tamfu Ngarka  
TAMFU & CO. LAW FIRM

Lise Tchamejieu Tchoudenou  
TAMFU & CO. LAW FIRM

Gael Tchouba  
CITADEL LAW FIRM

Chrétien Toudjui  
AFRIQUE AUDIT CONSEIL  
BAKER TILLY

Bergerele Reine Tsack  
Dongmo  
MONDE JURIDIQUE ET  
FISCAL (MOJUFISC)

Tanwie Walson Emmanuel  
TALAL ABU-GHAZALEH  
ORGANIZATION (TAG-ORG)

## CANADA

TRANSUNION CANADA  
WHITE & CASE LLP

Robert Anton  
OSLER, HOSKIN &  
HARCOURT LLP

David Bish  
TORYS LLP

Paul Boshyk  
MCMILLAN LLP

Heather Cameron  
WHITE & CASE

Tairroyn Childs  
BLAKE, CASSELS & GRAYDON,  
MEMBER OF LEX MUNDI

John Craig  
FASKEN MARTINEAU  
DUMOULIN LLP

David Dell

Kim Deochand  
CORPORATIONS CANADA

Salima Fakirani  
BLAKE, CASSELS & GRAYDON,  
MEMBER OF LEX MUNDI

Isabelle Foley  
CORPORATIONS CANADA

Robert Frazer  
BLAKE, CASSELS & GRAYDON,  
MEMBER OF LEX MUNDI

Paul Gasparatto  
ONTARIO ENERGY BOARD

Attila Gaspard  
PWC CANADA

Christopher Gillespsie  
GILLESPIE-MUNRO INC.

Talia Gordner  
BLANEY MCMURTRY LLP

Sabina Han  
FASKEN MARTINEAU  
DUMOULIN LLP

Sheldon Hotzwick  
PWC CANADA

John J. Humphries  
TORONTO CITY HALL

A. Max Jarvie  
MCMILLAN LLP

Avneet Jaswal  
FASKEN MARTINEAU  
DUMOULIN LLP

Andrew Kent  
MCMILLAN LLP

Joshua Kochath  
COMAGE CONTAINER LINES

Kyle Lambert  
MCMILLAN LLP

Eric Leinveer  
BLAKE, CASSELS & GRAYDON,  
MEMBER OF LEX MUNDI

Jon A. Levin  
FASKEN MARTINEAU  
DUMOULIN LLP

Alex Liszka  
IBI GROUP INC.

Catherine MacInnis  
IBI GROUP INC.

Mike Maodus  
BLAKE, CASSELS & GRAYDON,  
MEMBER OF LEX MUNDI

James McClary  
BENNETT JONES LLP

Matthew Merkle  
BLAKE, CASSELS & GRAYDON,  
MEMBER OF LEX MUNDI

Garth Murray  
BLAKE, CASSELS & GRAYDON,  
MEMBER OF LEX MUNDI

Ronald Nobrega  
FASKEN MARTINEAU  
DUMOULIN LLP

William Northcote  
SHIBLEY RIGHTON LLP

Eric Paton  
PWC CANADA

Yonatan Petel  
MCMILLAN LLP

Martin Pinard  
CORPORATIONS CANADA

Syed Shah  
PWC CANADA

Kay She  
BENNETT JONES LLP

John Tobin  
TORYS LLP

Shane Todd  
FASKEN MARTINEAU  
DUMOULIN LLP

Rebecca Torrance  
BLAKE, CASSELS & GRAYDON,  
MEMBER OF LEX MUNDI

Peter van Dijk  
PWC CANADA

Eleanor Vaughan  
OSLER, HOSKIN &  
HARCOURT LLP

Sharon Vogel  
SINGLETON URQUHART  
REYNOLDS VOGEL

Andrew Wang  
BLAKE, CASSELS & GRAYDON,  
MEMBER OF LEX MUNDI

Andrea White  
SHIBLEY RIGHTON LLP

## CENTRAL AFRICAN REPUBLIC

GUICHET UNIQUE  
DE FORMALITÉS DES  
ENTREPRISES (GUEF)

Elisabeth Ajamen  
BEAC SIÈGE

Jean Christophe Bakossa  
L'ORDRE CENTRAFRICAINE  
DES ARCHITECTES

Blaise Banguitomba  
ENERCA (ÉNERGIE  
CENTRAFRICAINE)

Emile Doraz-Sereffessenet  
CABINET NOTAIRE  
DORAZ-SEREFFESSENET

Jacques Eboule  
SDV LOGISTICS

Laurent Hankoff  
ENERCA (ÉNERGIE  
CENTRAFRICAINE)

Vincent Kotuba Kaunzy-Kossin  
OFFICE NOTARIAL DE MAÎTRE  
KOTUBA KAUNZY-KOSSIN

Théodore Lawson  
AUDIT RÉVISION COMPTABLE  
CABINET LAWSON & ASSOCIÉS



Jean Paul Maradas Nado  
MINISTÈRE DE L'URBANISME

Timothee M'beto  
TTCI

Serge Médard Missamou  
CLUB OHADA RÉPUBLIQUE  
CENTRAFRICAINE

Mauricette Monthe-Psimhis  
CABINET D'AVOCATS &  
JURISTES ASSOCIÉS

Yves Namkomokoina  
TRIBUNAL DE COMMERCE  
DE BANGUI

Marcellin Ngondang  
MINISTÈRE DES FINANCES—  
DIRECTION GÉNÉRALE DES  
IMPÔTS ET DES DOMAINES

Jean Baptiste Nouganga  
BUREAU COMPTABLE  
FISCAL—CABINET NOUGANGA

Rigo-Beyah Parse  
CABINET PARSE

Arielle Razafimahefa  
JOHN W. FFOOKS & CO.

Venant Paul Sadam  
CABINET D'AVOCATS &  
JURISTES ASSOCIÉS

Bruno Sambia  
AGENCE CENTRAFRICAINE  
POUR LA FORMATION  
PROFESSIONNELLE ET  
L'EMPLOI (A.C.F.P.E.)

Bandiba Max Symphorien  
CLUB OHADA RÉPUBLIQUE  
CENTRAFRICAINE

Volana Sandra Zakariasy  
JOHN W. FFOOKS & CO.

## CHAD

Abdelkerim Ahmat  
BOLLORE LOGISTICS  
ET TRANSPORT

Elisabeth Ajamen  
BEAC SIÈGE

Thomas Dingamgato  
CABINET THOMAS  
DINGAMGATO

Mahamat Ousman Djidda  
ARCHITECTURAL

Germain Djomian  
ETUDE ME DJOMIAN GERMAIN

Francis Kadjilembaye  
CABINET THOMAS  
DINGAMGOTO

Prosper Kemayou  
TRANSIMEX TCHAD SA

Mahamat Kikigne

Gisèle Madji  
PRICEWATERHOUSECOOPERS  
TAX & LEGAL SARL

Béehir Madet  
OFFICE NOTARIAL

Toudjoun M. Massiel  
OFFICE NOTARIAL

Simeon Mbailassem

Theodore Mossengar  
PRICEWATERHOUSECOOPERS  
TAX & LEGAL SARL

Adam Moustapha  
SERVICES DES DOMAINES ET DE  
LA CONSERVATION FONCIÈRE

Abakar Adam Nassour  
STMT (GROUPE SNER)

Hayatte N'Djiaye  
PROFESSION LIBÉRALE

Josue Ngadjadoun  
LAWYER

Guy Emmanuel Ngankam  
PRICEWATERHOUSECOOPERS  
TAX & LEGAL SARL

Issa Ngarmbassa  
ETUDE ME ISSA NGAR MBASSA

Joseph Pagop Noupoué  
EY JURIDIQUE ET FISCAL TCHAD

Nissauabé Passang  
ETUDE ME PASSANG

Anselme Patipéwé Njiakin  
EY JURIDIQUE ET FISCAL TCHAD

Diane Sobmeka Pofinet  
SOCIÉTÉ CIVILE  
PROFESSIONNELLE  
PADARE & GONFOULI

Tahina Nathalie Rajaonarivelo  
JOHN W. FFOOKS & CO.

Arielle Razafimahefa  
JOHN W. FFOOKS & CO.

Ahmat Senoussi  
ARCHITECTURAL

Abakar Ousman Sougui  
DIRECTION DE LA  
PROMOTION ECONOMIQUE  
ET DU SECTEUR PRIVÉ

Ledoux Tchiapi  
EXPERTS MAC

Nadine Tinen Tchadgoum  
PRICEWATERHOUSECOOPERS  
TAX & LEGAL SARL

Masranque Trahogra  
CABINET D'AVOCATS ASSOCIÉS

Mahamat Tahir Youssouf  
Nahar  
GUICHET UNIQUE DE  
CRÉATION D'ENTREPRISE

Patedjore Zoukalne  
MINISTÈRE DE L'URBANISME,  
DE L'HABITAT, DES AFFAIRES  
FONCIÈRES ET DES DOMAINES

## CHILE

COLEGIO DE INGENIEROS  
DE CHILE

Leticia Acosta Aguirre  
REDLINES GROUP

Maria Paz Aguirre  
CHIRGWIN LARRETA PEÑAFIEL

Manuel Alcalde  
CAREY Y CIA LTDA

Richard Alvarado Carrasco  
ILS CHILE

Luis Avello  
PWC CHILE

Jorge Belmar Fuentes  
BBL ARQUITECTOS

Jorge Benítez Urrutia  
URREJOLA Y CIA

Maria José Bernal  
PHILIPPI PRIETOCARRIZOSA  
FERRERO DU & URIÁ

Mario Bezanilla  
ALCAÍÑO ABOGADOS

Marcelo Cáceres Jara  
CACERESTUDIO ARQUITECTURA

Raimundo Camus Varas  
YRARRÁZAVAL, RUIZ-TAGLE,  
GOLDENBERG, LAGOS & SILVA

Jerónimo Carcelén  
CARCELÉN, DESMADRYL,  
GUZMÁN & TAPIA

Héctor Carrasco  
SUPERINTENDENCIA DE  
BANCOS E INSTITUCIONES  
FINANCIERAS DE CHILE

María Jesus Carrasco  
URENDA, RENCORET,  
ORREGO Y DÖRR

Juan Luis Castellon  
NÚÑEZ MUÑOZ ABOGADOS

Isaac Cea  
ICEA PROYECTOS E  
INSTALACIONES ELECTRICAS

Andrés Chirgwin  
CHIRGWIN LARRETA PEÑAFIEL

Gonzalo Cordero  
MORALES, BESA & CIA LTDA

Francisca Corti  
CAREY Y CIA LTDA

Angélica de la Carrera  
CAREY Y CIA LTDA

Francisco De Sarreatea  
PWC CHILE

Jorge Donoso  
ENEL DISTRIBUCIÓN CHILE SA

Gonzalo Errázuriz  
URENDA, RENCORET,  
ORREGO Y DÖRR

Matías Errázuriz  
URENDA, RENCORET,  
ORREGO Y DÖRR

Gonzalo Falcón  
CAREY Y CIA LTDA

Claudio Fariás Ibanez  
ARQUITECTO A DOMICILIO

Pablo Fuentes  
PWC CHILE

Cristián García-Huidobro  
BOLETÍN DE INFORMACIONES  
COMERCIALES

Silvio Geroldi Iglesias  
GEROARQ

Marcelo Giovanazzi  
ALCAÍÑO ABOGADOS

Diego González  
MORALES, BESA & CIA LTDA

Xavier Guijón  
MENA Y GUIJÓN

Cristian Hermansen Rebolledo  
ACTIC CONSULTORES

Daniela Hirsch  
ALBAGLI ZALIASNIK  
ABOGADOS

Javier Hurtado  
CÁMARA CHILENA DE  
LA CONSTRUCCIÓN

Fernando Jamarne Banduc  
ALESSANDRI ATTORNEYS  
AT LAW

Javiera Kunstmann  
PHILIPPI PRIETOCARRIZOSA  
FERRERO DU & URIÁ

Tomás Landeta  
URENDA, RENCORET,  
ORREGO Y DÖRR

Ignacio Larraín  
PHILIPPI PRIETOCARRIZOSA  
FERRERO DU & URIÁ

Paulina Lasen  
CARCELÉN, DESMADRYL,  
GUZMÁN & TAPIA

Veronica Latorre B.  
CORPORACIÓN DE  
DESARROLLO TECNOLÓGICO

Michel Laurie  
PWC CHILE

Jose Luis Letelier  
CARIOLA DIEZ PEREZ-COTAPOS

Rose Marie Longhi  
QUINTANILLA & BUSEL  
NIEDMANN

Marcos Magasich Airola  
MAGASICH & CIA

Raul Montero  
ALESSANDRI ATTORNEYS  
AT LAW

Oscar Andres Moraga Campos  
DISPROYEC SPA

Jessica Morales  
PHILIPPI PRIETOCARRIZOSA  
FERRERO DU & URIÁ

Carmen Morales Melzer  
CAMRO

Raúl Muñoz Prieto  
RED RAMSA

Egon Neumann  
N & V CONSULTING

Pablo Novoa Fernández  
CARIOLA DIEZ PEREZ-COTAPOS

Rodrigo Nuñez  
CAMPOS DE CHILE

Alberto Oltra  
DHL GLOBAL FORWARDING

Sergio Orrego  
URENDA, RENCORET,  
ORREGO Y DÖRR

Gerardo Ovalle Mahns  
YRARRÁZAVAL, RUIZ-TAGLE,  
GOLDENBERG, LAGOS & SILVA

Orlando Palominos  
MORALES, BESA & CIA LTDA

Daniela Pfeffer  
CAREY Y CIA LTDA

Jessica Power  
CAREY Y CIA LTDA

Alberto Pulido A.  
PHILIPPI PRIETOCARRIZOSA  
FERRERO DU & URIÁ

Felipe Rencoret  
URENDA, RENCORET,  
ORREGO Y DÖRR

Gonzalo Rencoret  
URENDA, RENCORET,  
ORREGO Y DÖRR

Ricardo Reyes  
JR ARQUITECTOS

Ignacio Riffo  
CHIRGWIN LARRETA PEÑAFIEL

Macarena Riquelme  
QUINTANILLA & BUSEL  
NIEDMANN

Mariela Riquelme  
CAREY Y CIA LTDA

Alejandra Risso  
CAREY Y CIA LTDA

Constanza Rodriguez  
PHILIPPI PRIETOCARRIZOSA  
FERRERO DU & URIÁ

Maria Isabel Rojas  
QUINTANILLA & BUSEL  
NIEDMANN

Edmundo Rojas García  
CONSERVADOR DE BIENES  
RAÍCES Y COMERCIO  
DE SANTIAGO

Nelson Contador Rosales  
NELSON CONTADOR Y  
CIA. ABOGADOS

Jaime Salinas  
PHILIPPI PRIETOCARRIZOSA  
FERRERO DU & URIÁ

Hugo Sánchez Ramírez  
SUPERINTENDENCIA  
DE INSOLVENCIA Y  
REEMPRENDIMIENTO

Andrés Sanfuentes  
PHILIPPI PRIETOCARRIZOSA  
FERRERO DU & URIÁ

Rodrigo Sanhueza Torres  
MORALES, BESA & CIA LTDA

Francisco Selamé  
PWC CHILE

Andrés Siles  
URENDA, RENCORET,  
ORREGO Y DÖRR

Marcela Silva  
PHILIPPI PRIETOCARRIZOSA  
FERRERO DU & URIÁ

Oscar Silva Álvarez  
MAGASICH & CIA

Luis Fernando Silva Ibañez  
YRARRÁZAVAL, RUIZ-TAGLE,  
GOLDENBERG, LAGOS & SILVA

Alan Smith  
SMITH Y CIA

Mario Tapia  
CARCELÉN, DESMADRYL,  
GUZMÁN & TAPIA

Carlos Torres  
REDLINES GROUP

Albert D. Valbuena G.  
CAMRO

Francisca Valenzuela  
QUINTANILLA & BUSEL  
NIEDMANN

Nicolás Velasco Jenschke  
SUPERINTENDENCIA  
DE INSOLVENCIA Y  
REEMPRENDIMIENTO

Antonia Vial  
CAREY Y CIA LTDA

Tomás Vidal  
CARIOLA DIEZ PEREZ-COTAPOS

Gonzalo Villazon  
NÚÑEZ MUÑOZ ABOGADOS

Tomás Wolff Alemparte  
PHILIPPI PRIETOCARRIZOSA  
FERRERO DU & URIÁ

Sergio Yávar  
GUERRERO OLIVOS

Arturo Yrarrázaval Covarrubias  
YRARRÁZAVAL, RUIZ-TAGLE,  
GOLDENBERG, LAGOS & SILVA

Jean Paul Zalaquett  
ENEL DISTRIBUCIÓN CHILE SA

Barbara Zlatar  
CARIOLA DIEZ PEREZ-COTAPOS

## CHINA

BEIJING CHAOYANG  
DISTRICT DEVELOPMENT AND  
REFORM COMMISSION

BEIJING GATE POWER  
ENGINEERING CO. LTD.

BEIJING HUASHANG  
TONGXIANG POWER  
SUPPLY INSTALLATION  
ENGINEERING CO. LTD.

BEIJING JINGDIAN ELECTRIC  
POWER DESIGN CO. LTD.

BEIJING MINGYAO TONGDA  
POWER ENGINEERING  
DESIGN CO. LTD.

BEIJING SHUIJINGSHAN  
DISTRICT ELECTRIC  
ACCIDENT EMERGENCY  
COMMAND OFFICE

BEIJING XIANG TONG METAL  
PROCESSING PLANTS

BEIJING XIDU REAL ESTATE  
DEVELOPMENT CO. LTD.

DEHENG LAW OFFICES

DONGJIE GROUP

HUAIROU DEVELOPMENT  
AND REFORM COMMISSION

MENTOUGOU DISTRICT  
DEVELOPMENT AND  
REFORM COMMISSION

MENTOUGOU DISTRICT  
SHANTYTOWN  
TRANSFORMATION AND  
CONSTRUCTION CENTER

SHANGHAI DONGSONG  
HEALTHCARE &  
TECHNOLOGY CO. LTD.

SHANGHAI HUASHUI TOORAN  
CERTIFIED TAX AGENT OFFICE

SHANGHAI JIALIANG  
CPAS LIMITED

SHANGHAI ORIGIN SUPPLY  
CHAIN MANAGEMENT  
CO. LTD.

SHANGHAI XUNNIU  
INVESTMENT MANAGEMENT  
CO. LTD.

SHINEWING INTERNATIONAL

Bing Bai  
CHINA IPPR INTERNATIONAL  
ENGINEERING  
COMPANY LIMITED

Russell Brown  
LEHMANBROWN

Shuhuai Cai  
FANGDA PARTNERS

Xiaomeng Cai  
SINOTRANS AIR  
TRANSPORTATION  
DEVELOPMENT CO. LTD.

Gui Ying Cao  
BEIJING PINGGU DISTRICT  
DEVELOPMENT AND  
REFORM COMMISSION

Qiang Chai  
CHINA INSTITUTE OF  
REAL ESTATE APPRAISERS  
AND AGENTS

Cong Chen  
SHANGHAI XIANGSHAN  
CERTIFIED TAX  
AGENCY CO. LTD.

Elliott Youchun Chen  
JUNZEJUN LAW OFFICES

Holly Chen  
KUANGZHENG CPAS

Jian Chen

Jie Chen  
JUNHE LAW OFFICE

Jie Chen  
SHANGHAI LINFANG  
CERTIFIED PUBLIC  
ACCOUNTANTS CO. LTD.

Jun Chen  
SHANGHAI CITY  
DEVELOPMENT LAW FIRM

Mingqing Chen  
JUNHE LAW OFFICE

Shijie Chen  
SHANGHAI CONSTRUCTION  
ENGINEERING  
MANAGEMENT CO. LTD.

Shuo Chen  
JIN MAO PARTNERS

Summit F. Chen  
DENTONS CHINA

Xiaofeng Chen  
BEIJING HUANZHONG  
& PARTNERS

Xinping Chen  
ZHONG LUN LAW FIRM

Neelesh Dattir  
ALBIEA

Yingjie Deng  
PU DONG LAW OFFICE

Michael Diaz Jr.  
DIAZ, REUS & TARG, LLP

Yuyuan Ding  
JUNHE LAW OFFICE,  
MEMBER OF LEX MUNDI

Zhitong Ding  
CREDIT REFERENCE CENTER OF  
PEOPLE'S BANK OF CHINA

Tony Dong  
KING & WOOD MALLESONS

Aivin Du  
BOSS & YOUNG  
ATTORNEYS-AT-LAW

Lijing Du  
JUNHE LAW OFFICE

Yifeng Fang  
SHANGHAI LINFANG  
CERTIFIED PUBLIC  
ACCOUNTANTS CO. LTD.

Yuan Fang  
GENERAL ADMINISTRATION  
OF CUSTOMS

Herbert Fei Hongbo  
PU DONG LAW OFFICE

Hui Feng  
MIYUN DISTRICT MUNICIPAL  
MANAGEMENT COMMITTEE

Yandong Fon  
BEIJING HOSPITAL

Rorrym Gao  
ANGELA WANG & CO.

Yuan Gao  
EAST & CONCORD PARTNERS

Xiangwen Ge  
JINGTIAN & GONGCHENG

Bing Gong

Sherry Gong  
HOGAN LOVELLS

Feng Guan  
KING & WOOD MALLESONS

James Guan  
KING & WOOD MALLESONS

Chun Guo  
WALTON DESIGN &  
CONSULTING ENGINEERING

Li Han  
HARDEN, WELLS & SMITH

Shuquan He  
SHANGHAI UNIVERSITY

Chen Heng  
EAST CHINA ENERGY  
REGULATORY BUREAU

Zhang Hongyuan  
KING & WOOD MALLESONS

Xuefei (Faye) Hou  
BMW CHINA AUTOMOTIVE  
TRADING LTD.

Jin Hu  
SHANGHAI MUNICIPAL REAL  
ESTATE REGISTRATION BUREAU

Ke Hu  
JINGTIAN & GONGCHENG

Ziyan Huang  
JUNHE LAW OFFICE,  
MEMBER OF LEX MUNDI

Wilson Huo  
ZHONG LUN LAW FIRM

Hui li  
CHINA IPPR INTERNATIONAL  
ENGINEERING  
COMPANY LIMITED

Nuo Ji  
FANGDA PARTNERS

Haiyu Jiang  
CHINA IPPR INTERNATIONAL  
ENGINEERING  
COMPANY LIMITED

Liangdong Jiang  
BEIJING YONGLIAN  
WEIYE ELECTRICITY  
CONSTRUCTION COMPANY

Xinyan Jiang  
JINGTIAN & GONGCHENG

Xin Jin  
KING & WOOD MALLESONS

Zheyuan Jin  
SHANGHAI CITY  
DEVELOPMENT LAW FIRM

Yu Jingsi  
BEIJING KANGDA LAW FIRM

Tao Jingzhou  
DECHERT LLP

Jiang Junlu  
KING & WOOD MALLESONS

He Keren  
ZHONG LUN LAW FIRM

Kenneth Kong  
LLUNKS LAW OFFICES

Ioana Kraft  
EUROPEAN UNION CHAMBER  
OF COMMERCE IN CHINA

Eunice Kuo  
DELOITTE

Kay Lau  
ANGELA WANG & CO.

Xiaoying Le  
FANGDA PARTNERS

Huixin (Fiona) Lee  
WHITE & CASE

Zhèng Lee  
CENTRAL MILITARY  
COMMISSION  
ADMINISTRATION BUREAU

Jack Kai Lei  
KUNLUN LAW FIRM

Alex Li  
FANGDA PARTNERS

Audry Li  
ZHONG LUN LAW FIRM

Baojie Li  
BEIJING NEWST SECRETARY  
ACCOUNTING CO. LTD.

Bin Li  
CREDIT INFORMATION  
SYSTEM BUREAU, PEOPLE'S  
BANK OF CHINA

Chuan Li  
TIANJIN JINTONG CUSTOMS  
BROKER CO. LTD.

David (Dawei) Li  
STE INTERNATIONAL  
LOGISTICS CO. LTD.

Dingnan Li  
SHANGHAI LINFANG  
CERTIFIED PUBLIC  
ACCOUNTANTS CO. LTD.

Juan Li  
CHINA INSTITUTE OF  
REAL ESTATE APPRAISERS  
AND AGENTS

Qing Li  
JUNHE LAW OFFICE

Rachel Li  
ZHONG LUN LAW FIRM

Raymond Li  
SHANGHAI AMASSFREIGHT  
LOGISTIC CO. LTD.

Shuai Li  
JINKOPOWER CO. LTD.

Ying Li  
TIANJIN JINTONG CUSTOMS  
BROKER CO. LTD.

Zhi Qiang Li  
JIN MAO PARTNERS

Bixiao Li  
W&C LAW FIRM

Todd Liao  
MORGAN, LEWIS &  
BOCKIUS LLP

Lin Lin  
SHANGHAI XINGYA CUSTOMS  
BROKERS CO. LTD.

Meifeng Lin  
BEIJING GUANGDING  
LAW FIRM

Michael Lin  
PINSENT MASONS

Kuang Lingquing  
EAST & CONCORD PARTNERS

Ellen Liu  
MAYER BROWN JSM

Grace Liu  
RUSSELL BEDFORD HUA-ANDER  
CPAS—MEMBER OF RUSSELL  
BEDFORD INTERNATIONAL

Jingtao Liu  
ZHONG LUN LAW FIRM

Keer Liu  
KING & WOOD MALLESONS

Ning Liu  
JUNHE LAW OFFICE,  
MEMBER OF LEX MUNDI

Rui Liu  
JUNHE LAW OFFICE

Shibo Liu  
KING & WOOD MALLESONS

Tianren Liu  
WHITE & CASE

Yanyan Liu  
KUNLUN LAW FIRM

Yunchun Liu

Lucy Lu  
KING & WOOD MALLESONS

Shao Hong Lu  
DENTONS CHINA

Xiaofang Lu

Frank Luo  
SHANGHAI ZHOUHE  
INTERNATIONAL TRADE CO. LTD.

Peixin Luo

Sha Luo  
CHANCE & BRIDGE PARTNERS

Xiaomin Luo  
PENGYUAN CREDIT  
SERVICES CO. LTD.

Xin Luo  
SHANGHAI XINGYA CUSTOMS  
BROKERS CO. LTD.

Hongli Ma  
JUNHE LAW OFFICE

Miles Ma  
FANGDA PARTNERS

Xiao Mingwei  
SHANGHAI ECONOMIC AND  
INFORMATION COMMISSION

Matthew Mui  
PWC CHINA

Jinlin Nan  
ZHONG LUN LAW FIRM

Peter Ng  
PWC CHINA

Xiaochen Ni  
EUROPEAN UNION CHAMBER  
OF COMMERCE IN CHINA

Lei Niu  
ZHONG LUN LAW FIRM

Peng Pan  
KING & WOOD MALLESONS

Wang Pei  
KING & WOOD AND  
MALLESONS

Rongqiang Peng  
BEIJING SHUNYI DISTRICT  
DEVELOPMENT AND REFORM  
COMMISSION POWER OFFICE

Xuanting Qi  
FANGDA PARTNERS

Anthony Qiao  
ZHONG LUN LAW FIRM

Dan Qiao  
BEIJING ZHONGRUIYUEHUA  
TAX ADVISORY CO. LTD.

Yang Qin  
CHINA COUNCIL FOR  
THE PROMOTION OF  
INTERNATIONAL TRADE

Frank Qu  
DENTONS CHINA

Wenxin (Crystal) Qu  
BEIJING BOYUEJINCHENG  
INTERNATIONAL  
LOGISTICS COMPANY

Yan (Cindy) Ren  
ADP TIANJIN INTERNATIONAL  
TRANSPORTATION CO. LTD.

Cindy Rong  
INTEL CHINA

Juan Shang  
LANTAI PARTNERS

Liang Shao  
SHANGHAI MUNICIPAL  
ELECTRIC POWER COMPANY

Hong (Helen) Shi  
FANGDA PARTNERS

Junjie Shi  
SHANGHAI JIAYOU  
ELECTRIC POWER CO.

Tina Shi  
MAYER BROWN JSM

Ruiqiu Song  
KING & WOOD MALLESONS

Zhongchun Song  
SHANGHAI CITY  
DEVELOPMENT LAW FIRM

Jian Sun  
ELECTRIC POWER RELIABILITY  
MANAGEMENT CENTER,  
NATIONAL ENERGY  
ADMINISTRATION

Xiaobo Sun  
GENERAL ADMINISTRATION  
OF CUSTOMS

Yufan Sun  
JUNHE LAW OFFICE

Zhuochao Sun  
EAST-CONCORD PARTNERS

Peng Tan  
FANGDA PARTNERS

Gongyuan Tang  
JUNZEJUN LAW OFFICES

Li Tang  
BEIJING JINCHENG TONGDA  
LAW FIRM

Thomas Tang  
JUNZEJUN LAW OFFICES

Xiuming Tao  
JUNZEJUN LAW OFFICES

Terence Tung  
MAYER BROWN JSM

Vivien Wei Tuo  
DENTONS CHINA

Angela Wang  
ANGELA WANG & CO.

Ariel Wang  
CHANCE & BRIDGE PARTNERS

Dora Wang  
MORGAN, LEWIS &  
BOCKIUS LLP

Guoqi Wang  
RUSSELL BEDFORD HUA-ANDER  
CPAS—MEMBER OF RUSSELL  
BEDFORD INTERNATIONAL

Hongyue Wang  
ZF CHASSIS SYSTEM  
(BEIJING) CO. LTD.

Jessica Wang  
J & BACH INTERNATIONAL  
LOGISTICS CO. LTD.

Jiannan Wang  
CHINA RAILWAY  
URBAN CONSTRUCTION  
GROUP CO. LTD.

Jinghua Wang  
JUNHE LAW OFFICE

Junwei Wang  
CHINA CONSTRUCTION  
THIRD ENGINEERING  
BUREAU CO. LTD.

Keke Wang  
W&H

Lian Wang  
SHANGHAI XINZHU REAL  
ESTATE CO. LTD.

Lihua Wang  
JUNHE LAW OFFICE

Lingqi Wang  
FANGDA PARTNERS

Rock Wang  
FANGDA PARTNERS

Shuning Wang  
JUNHE LAW OFFICE

Shutong Wang  
BEIJING ZHONGRUIYUEHUA  
TAX ADVISORY CO. LTD.

Sterling Wang  
SHANGHAI JUNTAI ENTERPRISE  
CONSULTANCY AND  
MANAGEMENT CO. LTD.

Thomas Wang  
BOSS & YOUNG  
ATTORNEYS-AT-LAW

Xiaolei Wang  
CREDIT REFERENCE CENTER OF  
PEOPLE'S BANK OF CHINA

Xuehua Wang  
BEIJING HUANZHONG  
& PARTNERS

Yufang Wang  
FANGDA PARTNERS

Xiaoyong Wang  
BEIJING JINKE JINBI REAL  
ESTATE CO. LTD.

Tan Weihong  
GUANTAO LAW FIRM

Charles Wu  
GRANDALL LAW FIRM

Cheng Wu  
SHANGHAI AUTOMOBILE  
IMPORT & EXPORT CO. LTD.

Jiayin Wu  
BOSS & YOUNG  
ATTORNEYS-AT-LAW

Yanping Wu  
MANDO (BEIJING)  
AUTOMOTIVE CHASSIS  
SYSTEM CO. LTD.

Jin Xhexian  
ZHONG LUN LAW FIRM

Lily Xiao  
BOSS & YOUNG  
ATTORNEYS-AT-LAW

Lin Xiaoyu  
BEIJING ZHW LAW FIRM

Sun Xiaozhe  
GRANDALL LAW FIRM

Chengning Xie  
CC INTERNATIONAL  
CONSULTING LIMITED

Qiuorong Xie  
ZHONG YIN LAW FIRM

Xiaosong Xie  
BEIJING HUANZHONG  
& PARTNERS

Xiaohong Xiong  
PENGYUAN CREDIT  
SERVICES CO. LTD.

Bruce Xu  
KPMG ADVISORY  
(CHINA) LIMITED

Guojian Xu  
BOSS & YOUNG  
ATTORNEYS-AT-LAW

Hang Xu  
FANGDA PARTNERS

Jin Xu  
BEIJING JIANFANG  
WEIYE CONSTRUCTION  
ENGINEERING CO. LTD.

Joyce Xu  
ZHONG LUN LAW FIRM

Lisa Xu  
SHANGHAI GREATMICRO  
LOGISTICS TECHNOLOGY  
CO. LTD.

Yinghai Xu  
SINOTRANS SHANGHAI  
INTERNATIONAL  
FORWARDING CO. LTD.

Yuan Xu  
SHANDONG STARMEN CO. LTD.

Zhengbin Xu  
J & BACH INTERNATIONAL  
LOGISTICS CO. LTD.

Lily Yang  
SHANGHAI AMASSFREIGHT  
LOGISTIC CO. LTD.

Ming Yang  
BEIJING JINGDIAN ELECTRIC  
POWER ENGINEERING  
DESIGN CO. LTD.

Qin Yang  
KUNLUN LAW FIRM

Tianyao Yang  
LEHMANBROWN

Xiaoya Yang  
BEIJING HYUNDAI  
MOTOR COMPANY

Yu Ning Yang

Yuan Yang  
CREDIT REFERENCE CENTER OF  
PEOPLE'S BANK OF CHINA

Yue Yang  
ARCHITECTURAL DESIGN  
AND RESEARCH INSTITUTE  
OF TONGJI UNIVERSITY

Qiang Yao  
DONGBANG CHEMICAL  
(SHANGHAI) CO. LTD.

Xiuchao Yin  
DENTONS CHINA

Jun Ying  
SHANGHAI XINHAI CUSTOMS  
BROKERS COMPANY

Minjian You  
CO-EFFORT LAW FIRM

Chengzh Yu  
GRANDALL LAW FIRM

Hang Yu  
SIEMENS CHINA

Paula Yu  
GRANDALL LAW FIRM

Weifeng David Yu

Jianan Yuan  
JUNHE LAW OFFICE

Qiong Yuan  
JUNHE LAW OFFICE

Tony Zang  
SHANGHAI DAKING GLOBAL  
LOGISTICS CO. LTD.

Ming (Owen) Zhai  
QINGDAO BONDEX  
LOGISTICS CO. LTD.

Biao Zhang  
TIANJIN CHANNELTON  
LOGISTICS CO. LTD.

Gavin Zhang  
ZHONG LUN LAW FIRM

Jessica Zhang  
PWC CHINA

Jing Zhang  
SHANGHAI RECODE SUPPLY  
CHAIN MANAGEMENT  
CO. LTD.

Kitty Zhang  
PWC CHINA

Lei Zhang  
SHANGHAI AMASSFREIGHT  
LOGISTIC CO. LTD.

Tao (Tom) Zhang  
GENERAL ADMINISTRATION  
OF CUSTOMS

Xin Zhang  
GLOBAL LAW OFFICE

Yi Zhang  
KING & WOOD MALLESONS

Young Zhang  
BEIJING XINHAI CUSTOMS  
CLEARANCE CO. LTD.

Zhengliang Zhang  
SHANGHAI ASIAN  
DEVELOPMENT INTERNATIONAL  
TRANSPORT PUDONG  
CO. LTD. (ADP)

Xingjian Zhao  
DIAZ, REUS & TARG, LLP

Fei Zheng  
JUNHE LAW OFFICE,  
MEMBER OF LEX MUNDI

Mei Zheng  
VOLKSWAGEN GROUP  
IMPORT (CHINA) CO. LTD.

Chen Zhong  
ADMINISTRATION FOR  
INDUSTRY AND COMMERCE  
OF XICHENG DISTRICT  
(MOVABLE REGISTRATION)

Junpeng Zhong  
ZHONG LUN LAW FIRM

Fred Zhou  
JLCD LAW

Rong Zhou  
JINTAI LAW FIRM

Tian Lin Zhou  
DENTONS CHINA

Wen Zhou  
BEIJING WEIHENG LAW FIRM

Xiujuan Zhōu  
BEIJING CHAOYANG  
POWER INDUSTRIAL  
DEVELOPMENT CO. LTD.

Christina Zhu  
HOGAN LOVELLS

Kevin Zhu  
DELOITTE

Kewei Zhu  
BEIJING ZHENG DONG  
ELECTRONIC POWER  
GROUP CO. LTD.

Li Zhu  
GLOBAL LAW OFFICE

Ning Zhu  
CHANCE & BRIDGE PARTNERS

Simon Zhu  
SIMMONS & SIMMONS LLP

Weina Zhu  
DENTONS CHINA

Wenhui Zhu  
PU DONG LAW OFFICE

William Zhu  
SHANGHAI DAYAN INVESTMENT  
CONSULTING CO. LTD.

Chen Ziming  
CHINA IPPR INTERNATIONAL  
ENGINEERING  
COMPANY LIMITED

Delong Zou  
JUNHE LAW OFFICE

Roy Zou  
HOGAN LOVELLS

## COLOMBIA

### EINCE LTDA

FEDERACIÓN NACIONAL DE  
CAFETEROS DE COLOMBIA

Enrique Álvarez  
JOSÉ LLOREDA  
CAMACHO & CO.

Santiago Arango  
JOSÉ LLOREDA  
CAMACHO & CO.

Alexandra Arbeláez Cardona  
RUSSELL BEDFORD  
COLOMBIA—MEMBER  
OF RUSSELL BEDFORD  
INTERNATIONAL

Patricia Arrázola-Bustillo  
GÓMEZ-PINZÓN ZULETA  
ABOGADOS SA

Cesar Barajas  
PARRA RODRÍGUEZ  
ABOGADOS SAS

Luis Alfredo Barragán  
BRIGARD & URRUTIA,  
MEMBER OF LEX MUNDI

Santiago Barrientos  
PARRA RODRÍGUEZ  
ABOGADOS SAS

Aurora Barroso Charry  
PARRA RODRÍGUEZ  
ABOGADOS SAS

Claudia Benavides Galvis  
BAKER MCKENZIE

Andres Bernal  
REAL CARGA LTDA

Diana Bernal  
REAL CARGA LTDA

Javier Blé Bitar  
PWC COLOMBIA

Joe Ignacio Bonilla Gálvez  
MUÑOZ TAMAYO  
& ASOCIADOS

Juan Pablo Bonilla Sabogal  
POSSE HERRERA RUIZ

Martha Bonnet  
CAVELIER ABOGADOS

Omar Sebastián Cabrera  
PWC COLOMBIA

Carolina Camacho  
POSSE HERRERA RUIZ

Maria Paula Camacho  
CAMACOL

Samuel Cano  
JOSÉ LLOREDA  
CAMACHO & CO.

Juan Diego Cano García  
ASOCIACIÓN NACIONAL  
DE COMERCIO  
EXTERIOR—ANALDEX

Dario Cárdenas  
DENTONS CÁRDENAS  
& CÁRDENAS

Natalia Caroprese  
JOSÉ LLOREDA  
CAMACHO & CO.

Carlos Carvajal  
JOSÉ LLOREDA  
CAMACHO & CO.

Luis Miguel Carvajal  
CODENSA SA ESP

Elvin Chirivi  
CAMACOL

Felipe Cuberos  
PHILIPPI PRIETOCARRIZOSA  
FERRERO DU & URÍA

Lyana De Luca  
BRIGARD & URRUTIA,  
MEMBER OF LEX MUNDI

Maria Fernanda Diaz Chacon  
BAKER MCKENZIE

Javier Diaz Molina  
ASOCIACIÓN NACIONAL  
DE COMERCIO  
EXTERIOR—ANALDEX

Dagoberto Esquivia Agames  
DIRECCIÓN DE IMPUESTOS  
Y ADUANAS NACIONALES

Juan Camilo Fandiño-Bravo  
DENTONS CÁRDENAS  
& CÁRDENAS

Carlos Fradique-Méndez  
BRIGARD & URRUTIA,  
MEMBER OF LEX MUNDI

Luis Gallo Medina  
GALLO MEDINA  
ABOGADOS ASOCIADOS

Wilman Garzón  
CODENSA SA ESP

Paola Garzón Montes  
GÓMEZ-PINZÓN ZULETA  
ABOGADOS SA

Juliana Gomez  
PHILIPPI PRIETOCARRIZOSA  
FERRERO DU & URÍA

Giovanni Andres Gomez Camelo  
ASOCIACIÓN NACIONAL DE COMERCIO EXTERIOR—ANALDEX

Carlos Jair Gómez Guzmán  
PARRA RODRÍGUEZ ABOGADOS SAS

Hugo Gonzalez  
CAVELIER ABOGADOS

Sandra Liliana Gutiérrez  
RUSSELL BEDFORD COLOMBIA—MEMBER OF RUSSELL BEDFORD INTERNATIONAL

Santiago Gutiérrez  
JOSÉ LLOREDA CAMACHO & CO.

William Rene Gutierrez Oregon  
INSTITUTO COLOMBIANO AGROPECUARIO

Thomas Holguin  
BRIGARD & URRUTIA, MEMBER OF LEX MUNDI

Carlos Mario Lafaurie Escorce  
PWC COLOMBIA

Nubia Lamprea  
CODENSA SA ESP

Jorge Lara-Urbaneja  
LARA CONSULTORES

Margarita Llorente Carreño  
AMARILO SA

Ernesto López  
DENTONS CÁRDENAS & CÁRDENAS

William Marín  
PRODUCTOS FAMILIA

Alejandro Medina  
PHILIPPI PRIETOCARRIZOSA FERRERO DU & URÍA

Juan Camilo Medina Contreras  
PWC COLOMBIA

Juan Felipe Morales Acosta  
JOSÉ LLOREDA CAMACHO & CO.

Luis Gabriel Morcillo-Méndez  
BRIGARD & URRUTIA, MEMBER OF LEX MUNDI

Milton Ariel Moreno  
PWC COLOMBIA

Juan Carlos Moreno Peralta  
RODRÍGUEZ, RETAMOSO & ASOCIADOS SAS

Francisco Javier Morón López  
PARRA RODRÍGUEZ ABOGADOS SAS

Adriana Carolina Ospina Jiménez  
BRIGARD & URRUTIA, MEMBER OF LEX MUNDI

Juan Guillermo Otero Gonzalez  
BAKER MCKENZIE

Daniel Palomino Vieira  
PARRA RODRÍGUEZ ABOGADOS SAS

Daniel Pardo  
POSSE HERRERA RUIZ

Álvaro Parra  
PARRA RODRÍGUEZ ABOGADOS SAS

Daniela Carolina Pérez Mahecha  
PARRA RODRÍGUEZ ABOGADOS SAS

Daniel Posse  
POSSE HERRERA RUIZ  
Maria Angelica Pulido  
GÓMEZ-PINZÓN ZULETA ABOGADOS SA

Natalia Eugenia Quijano Uribe  
CODENSA SA ESP

Alvaro Ramírez  
DENTONS CÁRDENAS & CÁRDENAS

Carlos Arturo Riaño  
CONFECAMARAS

Irma Isabel Rivera  
BRIGARD & URRUTIA, MEMBER OF LEX MUNDI

Cristina Robayo Herrera  
PARRA RODRÍGUEZ ABOGADOS SAS

Luis Carlos Robayo Higuera  
RUSSELL BEDFORD COLOMBIA—MEMBER OF RUSSELL BEDFORD INTERNATIONAL

Laura Rodriguez  
CAVELIER ABOGADOS

Adrián Rodríguez  
LEWIN & WILLS ABOGADOS

Bernardo Rodríguez Ossa  
PARRA RODRÍGUEZ ABOGADOS SAS

Liliana Rodríguez Retamoso  
RODRÍGUEZ, RETAMOSO & ASOCIADOS SAS

Sonia Elizabeth Rojas Izaquita  
GALLO MEDINA ABOGADOS ASOCIADOS

Ricardo Saldarriaga  
JOSÉ LLOREDA CAMACHO & CO.

Nader Samih  
PRODUCTOS FAMILIA

Paula Samper Salazar  
GÓMEZ-PINZÓN ZULETA ABOGADOS SA

Felipe Sandlemente  
BAKER MCKENZIE

Raúl Alberto Suárez Arcila  
SUÁREZ ARCILA & ABOGADOS ASOCIADOS

Diana Talero  
SUPERINTENDENCY OF CORPORATION

Gustavo Tamayo Arango  
JOSÉ LLOREDA CAMACHO & CO.

Olga Viviana Tapias  
RUSSELL BEDFORD COLOMBIA—MEMBER OF RUSSELL BEDFORD INTERNATIONAL

Paola Tapiero  
TRADE LEADER

Faunier David Toro Heredia  
CODENSA SA ESP

Maria Alejandra Torres Castañeda  
GALLO MEDINA ABOGADOS ASOCIADOS

Natalia Tovar Ibagos  
EXPERIAN COLOMBIA SA

Nataly Traslaviña  
PARRA RODRÍGUEZ ABOGADOS SAS

Maria Camila Valdés  
GALLO MEDINA ABOGADOS ASOCIADOS

Carolina Vargas Arévalo  
AGENCIA DE ADUANAS MIRCANA SA NIVEL 1

Daniel Vargas Umaña  
EXPERIAN COLOMBIA SA

Frank Velandia  
TECLOGIC LTDA

Patricia Vergara  
GÓMEZ-PINZÓN ZULETA ABOGADOS SA

Lilalba Vinasco  
INSTITUTO COLOMBIANO AGROPECUARIO

Alirio Virviescas  
NOTARIA 41 DE BOGOTÁ

Claudia Vital  
PARRA RODRÍGUEZ ABOGADOS SAS

Alessandra Volpe  
GÓMEZ-PINZÓN ZULETA ABOGADOS SA

Valentina Wagner Gutierrez  
PARRA RODRÍGUEZ ABOGADOS SAS

Santiago Wills  
LEWIN & WILLS ABOGADOS

Adriana Zapata  
CAVELIER ABOGADOS

Natalia Zuleta  
DENTONS CÁRDENAS & CÁRDENAS

Ximena Zuleta  
DENTONS CÁRDENAS & CÁRDENAS

## COMOROS

BANQUE CENTRALE DES COMORES

CABINET D'AVOCATS SAÏD IBRAHIM

Hilmy Aboud-Said  
COMORES CARGO INTERNATIONAL

Zainoudine Ahamada  
MINISTÈRE DE L'ÉCONOMIE ET DU COMMERCE

Aida Ahmed Yahaia  
IZA SOCIÉTÉ IMMOBILIERE DES COMORES

Moissi Ali  
ENERGIE COMORES

Omar Said Allaoui  
ECDI

Mouzaoui Amroine  
MOUVEMENT DES ENTREPRENEURS COMORIENNES (MODEC)

Youssef Ibn Ismael Aticki  
BARREAU DE MORONI

Assoumani Hassani  
MINISTÈRE DE L'ÉCONOMIE ET DU COMMERCE

Kabasse Ibrahim  
MINISTÈRE DE L'ÉCONOMIE ET DU COMMERCE

Haroussi Idrissa  
TRIBUNAL DE PREMIERE INSTANCE DE MORONI

Madiane Mohamed Issa  
CABINET D'AVOCAT BAHASSANI

Aicham Itibar  
UCCIA—UNION DES CHAMBRES DE COMMERCE, D'INDUSTRIE, ET D'AGRICULTURE DES COMORES

Ma-Nzeza (Donat) Mandiangu  
I M CONSULTING—COMORES

Mohamed Maoulida  
AUDIT CONSEIL-INTERNATIONAL

Farahati Moussa  
MOUVEMENT DES ENTREPRENEURS COMORIENNES (MODEC)

Azad Mze  
CABINET D'AVOCATS MZE

Ibrahim A. Mzimba  
CABINET MZIMBA AVOCATS

Marco Raymond

Abdillah Mohamed Soihiri  
KILNIC SERVICES

Salimou Yahaya  
TRIBUNAL DE PREMIERE INSTANCE DE MORONI

## CONGO, DEM. REP.

PWC

Albert-Blaise Akoka  
DELOITTE RDC

Michel Alenda  
KLAM & PARTNERS AVOCATS

Dieudonne Asani Afangu  
SOCIÉTÉ NATIONALE D'ELECTRICITÉ (SNEL)

Urbain Babongeno  
HENNO LAW FIRM

Nathalie Banza  
SDV LOGISTICS

Carlos Banza Kabemba  
YAV & ASSOCIATES

Fernando Barbosa  
SOCIÉTÉ D'EXPLOITATION DU GUICHET UNIQUE INTÉGRAL DU COMMERCE EXTERIEUR (SEGUCE)

Romain Battajon  
DALDEWOLF

Jonathan Bononge  
ROCAT SARL

Guillaume Bononge Litobaka  
ROCAT SARL

Eric Bukasa  
SESANGA & ASSOCIÉS

Claude Cherubala  
VARCONN

Nicaise Chikuru  
Munyiogwarha  
CABINET CHIKURU & ASSOCIÉS

Alain Ciany  
PELESA AND ASSOCIATES LAW FIRM

Edmond Cibamba Diata  
CABINET EMERY MUKENDI WAFWANA & ASSOCIÉS

Kankenga Daniel  
CONSORTIUM DE CONSTRUCTION D'ELECTRICITÉ ET MULTI SERVICE (COCSEM)

Jacques Dibemba Tshimanga  
CABINET OWENGA

Claude Dipo  
MINISTÈRE DE L'URBANISME ET DE L'HABITAT

Prosper Djuma Bilali  
CABINET MASAMBA

José Meilleur Ekofo  
DIRECTION GÉNÉRALE DES IMPÔTS (DGI), MINISTÈRE DES FINANCES

Holly Embonga Tomboli  
CHIKURU & ASSOCIÉS

Jose Engbanda Mananga  
GUICHET UNIQUE DE CRÉATION D'ENTREPRISE

Evariste Esimba  
KPMG

Irénée Falanka  
CABINET IRÉNÉE FALANKA

Aime Gustave Kabengele

Nkole

Amisi Herady  
GUICHET UNIQUE DE CRÉATION D'ENTREPRISE

Lydie Isengingo Luanzo  
BARREAU DE KINSHASA/MATETE

Ida Jiazet  
KLAM & PARTNERS AVOCATS

Joseph Kaboba Ilunga  
DIRECTION GÉNÉRALE DES IMPÔTS (DGI), MINISTÈRE DES FINANCES

Parfait-Didier Kabongo Mukadi  
NTN & PARTNERS SCRL

Baruch Kabuta Kapwa  
CABINET NGALIEMA

Rene Kala Konga  
EGEC

Edouard Kalemidi Bighusa  
CABINET DETA-CHRIST

Christian Kamvunze Manango  
CABINET MATADI ET ASSOCIÉS

Eddy Kapepula Kanya  
AVOCAT

Benoit Kapila  
SDV LOGISTICS

Alexis Kapongo  
PELESA AND ASSOCIATES LAW FIRM

Donatien Kassey Kalume  
ACCESS-CONGO

Robert Katambu  
CABINET LUBALA & ASSOCIÉS

Pascal Katanga  
MINISTÈRE DES AFFAIRES FONCIÈRES

Onezime Kaunda  
REGISTRE COMMERCE ET CREDIT IMMOBILIER

Clement Kayambe Muza  
CABINET D'AVOCAT MUZA

Dominique Kazyumba  
Muzangu  
CABINET MASAMBA

Dieudonné Kfuma  
CABINET KHUMA ET BEKOMBE

Cynthia Kikata  
BANQUE CENTRALE DU CONGO

Alphonse Kitoko Gbede  
CABINET DETA-CHRIST

Laura Kokolo  
SOCIÉTÉ D'EXPLOITATION DU GUICHET UNIQUE INTÉGRAL DU COMMERCE EXTERIEUR (SEGUCE)

Beni Guy Komanda  
COMEXAS

Marc Kongomayi Mulumba  
SOCIÉTÉ NATIONALE D'ELECTRICITÉ (SNEL)

Phistian Kubangusa Makiese  
CABINET MASAMBA

Fénelon Kyangaluka  
SOCIÉTÉ DE TECHNIQUES SPÉCIALES (STS)



Levy Lendo M'Vangi  
*GREENSTUDIO & PARTNERS*

Patrick Lenge Kabwita  
*COMMERCIAL COURT*  
(TRIBUNAL DE COMMERCE  
DE KINSHASA/MATETE)

Jean-Marie Lepriya Molenge  
*CABINET NGALIEMA*

Desiré Likolo  
*EGEC*

Ilan Liongi Ilankaka  
*CABINET MASAMBA*

Guy Loando M.  
*GLM & ASSOCIATES*

Jean-Pierre Kevin Lofumbwa  
*DELOITTE RDC*

Faustin Lokuma Mbela

Emmanuel Lubala Mugisho  
*CABINET LUBALA & ASSOCIÉS*

Vital Lwanga Bizanbila  
*CABINET VITAL LWANGA*

Aubin Mabanza  
*KLAM & PARTNERS AVOCATS*

Béatrice Mabanza  
*KLAM & PARTNERS AVOCATS*

Ir. Adolphe Mabulena  
Massamba  
*MINISTÈRE DE L'URBANISME  
ET DE L'HABITAT*

Yves Madre  
*DELOITTE RDC*

Serge Mangungu  
*DHL GLOBAL*

Ted Matunga  
*BMCG*

Blaise Mbatshi  
*BMCG*

Dominique Migisha  
*TELECONSEIL CONGO*

Marie-Thérèse Moanda  
*KLAM & PARTNERS AVOCATS*

Patou Monkinda Molanga  
*PROCREDIT BANK*

Dodo Mombo  
*EGEC*

Gerard Mugangu Kulimushi  
*MINISTÈRE DES AFFAIRES  
FONCIÈRES*

Céléstine Mukalay Kionde  
*CABINET DU PRÉSIDENT  
DE LA RÉPUBLIQUE*

Kinongo Mukemu  
*CENTRE CONGOLAIS  
POUR LE DÉVELOPPEMENT  
DURABLE (CODED)*

Kennedy-Pierre  
Mukendi-Mukepesha  
*MINISTÈRE DE L'URBANISME  
ET DE L'HABITAT*

Vaval Mukobo  
*CABINET NGALIEMA*

Eliance Muloji Wa Mbuyi  
*CABINET NGALIEMA*

Jean-Pierre Mulumba  
Mukengeshayi  
*COMMERCIAL COURT*  
(TRIBUNAL DE COMMERCE  
DE KINSHASA/MATETE)

Hilaire Mumvudi Mulangi  
*MINISTÈRE DE L'URBANISME  
ET DE L'HABITAT*

Kisolokele Mvete  
*GUICHET UNIQUE DE  
CRÉATION D'ENTREPRISE*

Philippe Mvita Kabasele  
*BANQUE CENTRALE DU CONGO*

Jean-Paul Mvuni Malanda  
*CABINET NGALIEMA*

Roger Dikuenda Mwamba  
*DIRECTION GÉNÉRALE DES  
IMPÔTS (DGI), MINISTÈRE  
DES FINANCES*

Nicaise Navanga  
*SDV LOGISTICS*

Matadi Nenga Gamanda  
*CABINET MATADI ET ASSOCIÉS*

Eric Ngabo Kalesh  
*NTN & PARTNERS SCRL*

Emmanuel Ngalamulume  
Kalala  
*NTN & PARTNERS SCRL*

Joseph Ngalamulume Lukalu  
*CABINET YOKO ET ASSOCIÉS*

Zéphyrin Ngaliema Mukoko  
*CABINET NGALIEMA*

Patrick Ngandu Ndjangu  
*CABINET NGALIEMA*

Felly Ngobila  
*KLAM & PARTNERS AVOCATS*

Placide Nkala Basadilua  
*GUICHET UNIQUE DE  
CRÉATION D'ENTREPRISE*

Bernard Nsimba Bilandu  
*CABINET MASAMBA*

Victorine Bibiche Nsimba  
Kilembe  
*CABINET YOKO ET ASSOCIÉS*

Tresor Nsuadi  
*SOCIÉTÉ D'EXPLOITATION  
DU GUICHET UNIQUE  
INTÉGRAL DU COMMERCE  
EXTÉRIEUR (SEGUCE)*

Papy Nzita Lendo  
*ATEE*

Abdoulaye G. Ouane  
*KLAM & PARTNERS AVOCATS*

Emile Lambert Owenga  
Odinga  
*CABINET OWENGA*

Destin Pelete  
*LA GENERALE DE  
SERVICES LA FONTAINE*

Joseph Plesers  
*GTM*

Xavier Pollet  
*COMEXAS*

Stephane Ramquet  
*COMEXAS*

Mike Sadek  
*ELICOM*

Freddy Mulamba Senene  
*MULAMBA & ASSOCIATES  
LAW FIRM*

Moise Tangala  
*CABINET IRENÉE FALANKA*

Bernard Tambagendite  
Tetaniaba  
*SOCIÉTÉ NATIONALE*

*D'ELECTRICITÉ (SNEL)*

Patience Tombola  
*GREENSTUDIO & PARTNERS*

William Tsasa  
*KLAM & PARTNERS AVOCATS*

Christian Tshibanda Mulunda  
*NTN & PARTNERS SCRL*

Antoine Tshibuabua Mbuyi  
*SOCIÉTÉ NATIONALE  
D'ELECTRICITÉ (SNEL)*

Dieudonné Tshibum Mbaz  
*DIRECTION GÉNÉRALE DES  
IMPÔTS (DGI), MINISTÈRE  
DES FINANCES*

Arthur Beyako Tukebele  
*SOCIÉTÉ NATIONALE  
D'ELECTRICITÉ (SNEL)*

Seraphin Umba  
*YAV & ASSOCIATES*

Albert Wumba  
*ASPEN CONGO*

Pierre Dieudonne Yansenga  
Lumeka  
*CABINET YOKO ET ASSOCIÉS*

## CONGO, REP.

*FRANCK EXPORT CONGO*

Elisabeth Ajamen  
*BEAC SIÈGE*

Patrice Bazolo  
*PWC*

Prosper Bizitou  
*PWC*

Alexis Debi  
*PWC*

Lydie Diawara  
*SNE (SOCIÉTÉ NATIONALE  
D'ELECTRICITÉ)*

Mathias Essereke  
*CABINET D'AVOCATS  
MATHIAS ESSEREKE*

Joe Pépin Foundoux  
*PWC*

Alexis Vincent Gomes  
*CABINET D'AVOCATS GOMES*

Moïse Kokolo  
*PWC*

Christian Eric Locko  
*BRUDEY, ONDZIEL GNELENGA,  
LOCKO CABINET D'AVOCATS*

Jean-Pierre Kevin Lofumbwa  
*DELOITTE RDC*

Salomon Louboula  
*ETUDE NOTARIALE LOUBOULA*

Felix Makosso Lassi  
*CABINET NOTARIAL LASSI*

Jay Makoundou  
*PWC*

Thierry Mamimoue  
*CABINET D'AVOCATS GOMES*

Ado Patricia Marlene Matissa  
*CABINET NOTARIAL MATISSA*

Benic Mbanwie Sarr  
*PWC*

Françoise Mbongo  
*CABINET MBONGO*

Firmin Moukengue  
*CABINET MOUKENGUE*

Gaspard Ngoma  
*MINISTÈRE DE LA  
CONSTRUCTION, DE  
L'URBANISME, DE LA VILLE  
ET DU CADRE DE VIE*

Esther Nanette Note  
*CHAMBRE DES NOTAIRES  
DU CONGO*

Aimé Pambou  
*BOLLORE TRANSPORTS  
& LOGISTIQUES*

Andre François Quenum  
*CABINET ANDRE  
FRANÇOIS QUENUM*

Arielle Razafimahafa  
*JOHN W. FFOOKS & CO.*

Alain Vdbrigghe  
*COPLOM*

Jean Jacques Youlou

Volana Sandra Zakariasy  
*JOHN W. FFOOKS & CO.*

Alpha Zinga Moko  
*PWC*

## COSTA RICA

*BATALLA SALTO LUNA*

*TRANSUNION*

Luis Acuna  
*ASESORES LEGALES EN  
PROPIEDAD INDUSTRIAL*

Mariana Alfaro  
*CORDERO & CORDERO  
ABOGADOS*

Paula Amador  
*PWC COSTA RICA*

Arnoldo André  
*LEXINCORP*

Carlos Araya  
*CENTRAL LAW—QUIROS  
ABOGADOS*

Carlos Arias  
*OLLER ABOGADOS*

Luis Diego Barahona  
*PWC COSTA RICA*

Alejandro Bettoni Traube  
*ASEJUR*

Eduardo Calderón-Odio  
*BLP ABOGADOS*

Giorginella Carranza  
*G LOGISTICS COSTA RICA SA*

Juan Carreras  
*LEX COUNSEL*

Sofia Carreras Nunez  
*OLLER ABOGADOS*

Adriana Castro  
*BLP ABOGADOS*

Margot Chinchilla  
*SOCIACO*

Alejandra Dobles  
*PROYECTOS ICC SA*

Roberto Esquivel Cerdas  
*OLLER ABOGADOS*

Irene Fernández  
*LEX COUNSEL*

Nancy Flores  
*ASEJUR*

Dieter Gallop Fernández  
*G LOGISTICS COSTA RICA SA*

Miguel Golcher Valverde  
*COLEGIO DE INGENIEROS  
ELECTRICISTAS, MECÁNICOS  
E INDUSTRIALES*

Karla González-Bolaños  
*BLP ABOGADOS*

Paola Gutiérrez Mora  
*LEX COUNSEL*

Mario Gutiérrez Quintero  
*LEX COUNSEL*

Mario Guzman  
*DESARROLLOS EVJ*

Jorge Hernández  
*COLEGIO DE INGENIEROS  
ELECTRICISTAS, MECÁNICOS  
E INDUSTRIALES*

Randall Zamora Hidalgo  
*COSTA RICA ABC*

Elvis Jiménez Gutiérrez  
*SUPERINTENDENCIA GENERAL  
DE ENTIDADES FINANCIERAS*

Kattia Madrigal Hernández  
*CÁMARA COSTARRICENSE  
DE LA CONSTRUCCIÓN*

Johan Mena Cubero  
*INSTITUTO NACIONAL DE  
VIVIENDA Y URBANISMO*

Andrés Mercado Castro  
*OLLER ABOGADOS*

Pamela Meza  
*OLLER ABOGADOS*

Mario Miranda  
*GESTORÍA DE DESARROLLO  
INMOBILIARIO GDI SA*

Jaime Molina  
*PROYECTOS ICC SA*

Eduardo Montoya Solano  
*SUPERINTENDENCIA GENERAL  
DE ENTIDADES FINANCIERAS*

Ana Cristina Mora  
*EXPERTIS GHP ABOGADOS*

Juan Manuel Mora  
*RE&B ABAGADOS*

Ricardo Murillo  
*SOCIACO*

Cecilia Naranjo  
*LEX COUNSEL*

Juan Carlos Navarro  
*TRANSMARES COSTA RICA*

Pedro Oller  
*OLLER ABOGADOS*

Mauricio París  
*EXPERTIS GHP ABOGADOS*

Natasha Perez  
*LEXINCORP*

Roger Petersen  
*P LAW GROUP*

Alvaro Quesada Loría  
*AGUILAR CASTILLO LOVE*

Mario Rodriguez  
*TRANSMARES COSTA RICA*

Karla Rojas  
*GESTORÍA DE DESARROLLO  
INMOBILIARIO GDI SA*

Miguel Ruiz Herrera  
*LEX COUNSEL*

Judiana Salamanca Valderrama  
*BDG BUILDING PROJECTS SA*

Mauricio Salas  
*BLP ABOGADOS*

Alberto Salas Salinas  
*BLP ABOGADOS*

Julia Sánchez  
*LEXINCORP*

Luis Sánchez  
*FACIO & CAÑAS, MEMBER  
OF LEX MUNDI*

Luis Sibaja  
*LEX COUNSEL*

Alonso Vargas  
*LEXINCORP*

Eugenio Vargas  
*LEXINCORP*

Marianela Vargas  
*PWC COSTA RICA*

Abril Villegas  
*OLLER ABOGADOS*

Jonathan Villegas Alvarado  
*SOCIACO*

Rodrigo Zapata  
*GESTORÍA DE DESARROLLO  
INMOBILIARIO GDI SA*

Guillermo Emilio Zúñiga  
González  
*EXPERTIS GHP ABOGADOS*

Jafet Zúñiga Salas  
SUPERINTENDENCIA GENERAL  
DE ENTIDADES FINANCIERAS

## CÔTE D'IVOIRE

BARRY CALLEBAUT

BCEAO

CABINET EXPERTISES

CREDITINFO VOLO

EACOCO SARL

EOLIS

MINISTÈRE DE L'AGRICULTURE  
ET DU DÉVELOPPEMENT RURAL

SABKA

SACO

Narcisse Aka  
COUR COMMUNE DE  
JUSTICE ET D'ARBITRAGE  
(CCJA) DE L'OHADA

Alice Anthony Diomande  
CABINET FADIGA, KACOUTIÉ  
& ANTHONY DIOMANDE

Me Bah Ibrahim Bemba  
LEX WAYS

Alexandre Bairo  
KSK SOCIÉTÉ D'AVOCATS

Françoise Mariame Bedie  
GROUPEMENT PROFESSIONNEL  
DES EXPORTATEURS DE  
CAFÉ ET DE CACAO

Abou Berte  
TIERI

Binde Binde  
AFRICA TRANS-LOGISTICS  
INTERNATIONAL

Liliane Boa  
DELOITTE

Joseph Bonlong  
AUDI-CI

Michel Kizito Brizoua-Bi  
ASSOCIATION DES  
CABINETS D'AVOCATS  
D'AFFAIRES AFRICAINES

Kacou Jean Brou  
TRIBUNAL DE COMMERCE  
ABIDJAN

Lassiney Kathann Camara  
CLK AVOCATS

Thierry Court  
TIERI

Arsène Dablé  
SCPA DOGUÉ-ABBÉ  
YAO & ASSOCIÉS

Mireille Debrimou  
CABINET FIDECA

Zirignon Constant Delbe  
MINISTÈRE DE L'AGRICULTURE  
ET DU DÉVELOPPEMENT RURAL

Albert Diadihou  
COCOA TRADE IVOIRE

Assiaty Diakité  
ZEF SECURITE

Cheick Diop  
CABINET DU DOCTEUR  
CHEICK DIOP AVOCATS

Yolande Doukoure Séhinabou  
DSY ARCHITECTE

Dorothee K. Dreesen  
ETUDE MAÎTRE DREESEN

Salomon Ekra  
NESTLE (COTE D'IVOIRE)

Esmel Emmanuel Essis  
GUICHET UNIQUE DE  
L'INVESTISSEMENT EN  
CÔTE D'IVOIRE—CEPICI

Ramatou Fall  
GUICHET UNIQUE DE  
L'INVESTISSEMENT EN  
CÔTE D'IVOIRE—CEPICI

Claude-Andrée Grogga  
CABINET JEAN-FRANÇOIS  
CHAUVEAU

Barnabe Kabore

Sylvestre Kipre  
CABINET PLURIEX CI

Angaman Koaudio  
KSK SOCIÉTÉ D'AVOCATS

Noël Koffi  
CABINET NOËL Y. KOFFI

Yocoli Grâce Konan  
SCPA DOGUÉ-ABBÉ  
YAO & ASSOCIÉS

Adiaratou Kone  
CABINET D'AVOCATS  
ADIARATOU KONE

Mahoua Kone  
ETUDE DE MAÎTRE  
KONE MAHOUA

Yousseuf Koné  
GROUPEMENT PROFESSIONNEL  
DES EXPORTATEURS DE  
CAFÉ ET DE CACAO

Antoine Koné Yoha  
ORAKYZEMA ARCHITECTOURA

Marc Arthur Kouacou  
MAZARS CI

Beni Ngouan Kouame  
SITRAV SARL

Gilles Kouamé  
PWC CÔTE D'IVOIRE

David Kouassi  
KSK SOCIÉTÉ D'AVOCATS

Marylene Kouassi  
KSK SOCIÉTÉ D'AVOCATS

Blaise Kouassi Kouadio  
SIELD

Micheline Koudou  
DELOITTE

Roger Laubhouet  
MOUVEMENT DES PETITES  
ET MOYENNES ENTREPRISES  
DE CÔTE D'IVOIRE

Franck Lokrou  
CONDICAF

Desire Racine M'Bengue  
ATELIER M-RAUD

Roger M'Bengue  
ATELIER M-RAUD

Djimasna N'Doningar  
COUR COMMUNE DE  
JUSTICE ET D'ARBITRAGE  
(CCJA) DE L'OHADA

Georges N'Goan  
CABINET N'GOAN,  
ASMAN & ASSOCIÉS

Isabelle Niamkey  
CLK AVOCATS

Madou Ouattara  
TIERI

Deborah Paint  
COCOA TRADE IVOIRE

Sandra Andrianina  
Rakotomalala  
JOHN W. FFOOKS & CO.

Zinda Sawadogo  
KSK SOCIÉTÉ D'AVOCATS

Wanvague Sekongo  
SNATP GROUP

Isabelle Sokolo-Boni  
BILE-AKA, BRIZOUA-BI  
& ASSOCIÉS

Mamadou Sylla  
LABORATOIRE DU BATIMENT  
ET DES TRAVAUX PUBLICS

Gwénaelle Teruin  
CABINET JEAN-FRANÇOIS  
CHAUVEAU

Koffi Noël Yao  
CABINET YZAS BAKER TILLY

Volana Sandra Zakariasy  
JOHN W. FFOOKS & CO.

Seydou Zerbo  
SCPA DOGUÉ-ABBÉ  
YAO & ASSOCIÉS

## CROATIA

HEP DISTRIBUTION SYSTEM  
OPERATOR LTD.

PWC CROATIA

Ivona Andelovic  
ODVJETNIČKO DRUŠTVO  
GLINSKA & MIŠKOVIĆ D.O.O.

Škugor Ante  
LAW FIRM BOŽIĆ, ILIĆ, ŽAJA  
AND PARTNERS LTD.

Luka Antunovic  
LAW OFFICE IVAN ŽUPAN  
AND MELITA BABIĆ

Andrea August  
AGENCY FOR INVESTMENTS  
AND COMPETITIVENESS

Zoran Avramović  
MINISTRY OF JUSTICE

Petra Balaž  
ČAČIĆ & PARTNERS LAW FIRM

Hrvoje Bardek  
BARDEK, LISAC, MUŠEC,  
SKOKO D.O.O. IN  
COOPERATION WITH CMS  
REICHHORRWIG HAINZ  
RECHTSANWÄLTE GMBH

Marija Bartoluci  
LAW FIRM LEKO I PARTNERI

Bojan Bizic  
FINA

Zoran Bohaček  
CROATIAN BANKING  
ASSOCIATION

Martina Bosak  
LAW FIRM LEKO I PARTNERI

Željka Breguš  
COMMERCIAL COURT

Dalibor Briski  
GRANT THORNTON

Mijo Brković  
HROK D.O.O.

Rajka Bunjevac  
CROATIAN CHAMBER  
OF ARCHITECTS

Belinda Čačić  
ČAČIĆ & PARTNERS LAW FIRM

Danijel Čajkovac  
MINISTRY OF FINANCE,  
TAX ADMINISTRATION

Biserka Čmrlac-Kišić  
CROATIAN NOTARIES CHAMBER

Eva Cotman  
LOTUS ARCHITECTI

Iva Crnogorac  
DIVJAK, TOPIĆ & BAHTIJAREVIĆ

Ivan Ćuk  
VUKMIR & ASSOCIATES

Saša Divjak  
DIVJAK, TOPIĆ & BAHTIJAREVIĆ

Luka Dorotic  
MADIRAZZA & PARTNERS

Mladen Dragičević  
LAW FIRM DRAGIČEVIĆ  
& PARTNERS

Mirta Dusparić  
CROATIAN BANK FOR  
RECONSTRUCTION AND  
DEVELOPMENT

Božidar Feldman  
MATIĆ, FELDMAN &  
HERMAN LAW FIRM

Miroslav Filipovic  
ARHITEKTI FILIPOVIC

Ivan Franc  
ZAGORJE—TEHNOBETON D.D.

Mirela Fučkar  
MINISTRY OF JUSTICE

Tomislava Furčić  
LAW OFFICE FURČIĆ

Ivan Gjurgjan  
GIJURJAN & ŠRIBAR  
RADIĆ LAW FIRM

Marta Glasnovic  
EY SAVJETOVANJE D.O.O.

Dino Gliha  
ČAČIĆ & PARTNERS LAW FIRM

Krešimir Golubić  
GOLMAX D.O.O.

Anja Grbeš  
MAČEŠIĆ & PARTNERS LTD.

Iva Grgić  
BARDEK, LISAC, MUŠEC,  
SKOKO D.O.O. IN  
COOPERATION WITH CMS  
REICHHORRWIG HAINZ  
RECHTSANWÄLTE GMBH

Sonja Herceg  
CROATIAN BANK FOR  
RECONSTRUCTION AND  
DEVELOPMENT

Sandra Hutter  
CROATIAN ENERGY  
REGULATORY AGENCY

Branimir Iveković  
IVEKOVIĆ LAW OFFICE

Tina Jakupak  
COMMERCIAL COURT

Irina Jelčić  
HANŽEKOVIĆ & PARTNERS  
LTD., MEMBER OF LEX MUNDI

Tamara Jelić Kazić  
ODVJETNIČKO DRUŠTVO  
BARDEK, LISAC, MUŠEC,  
SKOKO D.O.O. IN  
COOPERATION WITH CMS  
REICH-HORRWIG HAINZ

Zofi Jerić  
AZ PROJEKT

Maja Josipovic  
ZAGREB COMMERCIAL COURT

Saša Jovičić  
WOLF THEISS

Ana Junaković  
LAKTIĆ & PARTNERS  
LAW FIRM LTD.

Doroteja Jurcic  
LAW FIRM DRAGIČEVIĆ  
& PARTNERS

Josipa Jurčić  
PRALIJA & SVIČ

Tena Juričić  
ODVJETNIČKO DRUŠTVO  
GLINSKA & MIŠKOVIĆ D.O.O.

Petra Jurković Mutabžija  
CROATIAN BANK FOR  
RECONSTRUCTION AND  
DEVELOPMENT

Andrijana Kastelan  
ŽURIĆ I PARTNERI D.O.O.

Irina Konjic  
MINISTRY OF FINANCE,  
TAX ADMINISTRATION

Linda Križić  
DIVJAK, TOPIĆ & BAHTIJAREVIĆ

Anita Krizmanić  
MAČEŠIĆ & PARTNERS LTD.

Ivan Krnic  
PRALIJA & SVIČ

Ivan Kusalić  
LAW OFFICE IVAN KUSALIĆ

Dubravka Lacković  
BARDEK, LISAC, MUŠEC,  
SKOKO D.O.O. IN  
COOPERATION WITH CMS  
REICHHORRWIG HAINZ  
RECHTSANWÄLTE GMBH

Dinko Lauš  
LAURA D.O.O.

Sandra Lauš  
LAURA D.O.O.

Ivan Ljubic  
CROATIAN CHAMBER  
OF ARCHITECTS

Ana Lubura  
GARK KONZALTING D.O.O.

Miran Mačesić  
MAČEŠIĆ & PARTNERS LTD.

Josip Madirazza  
MADIRAZZA & PARTNERS

Mihaela Malenica  
VIDAN ATTORNEYS-AT-LAW

Ivan S. Maleš  
ODVJETNIČKO DRUŠTVO  
GLINSKA & MIŠKOVIĆ D.O.O.

Ivana Manovelo  
MAČEŠIĆ & PARTNERS LTD.

Danko Markovinović  
STATE GEODETIC  
ADMINISTRATION

Ivana Markovinovic Zunko  
VEDRIŠ & PARTNERS LAW FIRM

Josip Martinić  
WOLF THEISS

Tin Matić  
TIN MATIĆ LAW OFFICE

Ema Mendošić Škugor  
DIVJAK, TOPIĆ & BAHTIJAREVIĆ

Danijel Meštrić  
VARAŽDIN COUNTY

Fran Mihaljević  
LAW FIRM BOŽIĆ, ILIĆ, ŽAJA  
AND PARTNERS LTD.

Filip Milak  
CROATIAN NOTARIES CHAMBER

Andrea Mršić  
LAW FIRM BOŽIĆ, ILIĆ, ŽAJA  
AND PARTNERS LTD.

Zeljana Muslim  
FINANCIAL AGENCY—  
HITRO.HR CENTER

Branka Niemann  
ECOVIS

Jelena Orlic  
WOLF THEISS



Ivan Branimir Pavicic  
BDV LEGAL

Andrea Pavlek  
GIURGJAN & ŠRIBAR  
RADIĆ LAW FIRM

Tomislav Pedišić  
VUKMIR & ASSOCIATES

Josip Perić  
LAW FIRM BOŽIĆ, ILIĆ, ŽAJA  
AND PARTNERS LTD.

Tatjana Pinhak  
MINISTRY OF JUSTICE

Ivan Pižeta  
ŠAVORIĆ & PARTNERS

Miroslav Plašćar  
ŽURIĆ I PARTNERI D.O.O.

Igor Poljanić  
ŠAVORIĆ & PARTNERS

Lucija Popov  
CROATIAN NOTARIES CHAMBER

Branimir Puskarić  
KORPER & PARTNERI LAW FIRM

Hrvoje Radić  
GIURGJAN & ŠRIBAR  
RADIĆ LAW FIRM

Sanja Rodek  
LAW FIRM LEKO I PARTNERI

Luka Salar  
ODVIJETNIČKO DRUŠTVO  
GLINSKA & MIŠKOVIĆ D.O.O.

Boris Šavorić  
ŠAVORIĆ & PARTNERS

Zvonko Sedmak  
MINISTRY OF FINANCE,  
TAX ADMINISTRATION

Slaven Šego  
ŠEGO LAW OFFICE

Zvonimir Sever  
CROATIAN CHAMBER  
OF CIVIL ENGINEERS

Katarina Simac  
ODVIJETNIČKO DRUŠTVO  
GLINSKA & MIŠKOVIĆ D.O.O.

Dužanka Šimunović  
CROATIAN CHAMBER  
OF ARCHITECTS

Ana-Marija Skoko  
BARDEK, LISAC, MUŠEC,  
SKOKO D.O.O. IN  
COOPERATION WITH CMS  
REICHHORRWIG HAINZ  
RECHTSANWÄLTE GMBH

Valentina Šokec  
KORPER & PARTNERI LAW FIRM

Alan Soric  
ALAN SORIC & ALEKSANDRA  
TOMEKOVIĆ DUNDA  
LAW OFFICE

Morena Šoštarić  
GIURGJAN & ŠRIBAR  
RADIĆ LAW FIRM

Gordana Spehar Hafizovic  
MINISTRY OF CONSTRUCTION  
AND PHYSICAL PLANNING

Irena Šribar Radić  
GIURGJAN & ŠRIBAR  
RADIĆ LAW FIRM

Bernardica Stipić  
MINISTRY OF FINANCE,  
TAX ADMINISTRATION

Jana Štrangarević  
ČAČIĆ & PARTNERS LAW FIRM

Vatroslav Subotic  
MINISTRY OF LABOUR  
AND PENSION SYSTEM

Ivana Sučević-Sorić  
MELIN

Goranka Šumonja Laktić  
LAKTIC & PARTNERS  
LAW FIRM LTD.

Marin Svič  
PRALIJK & SVIČ

Tin Težak  
MADIRAZZA & PARTNERS

Branko Tončić  
CARGO PARTNERS—ABC  
EUROPEAN AIR & SEA CARGO

Luka Urbac  
ODVIJETNIČKO DRUŠTVO  
GLINSKA & MIŠKOVIĆ D.O.O.

Hrvoje Vidan  
VIDAN ATTORNEYS-AT-LAW

Matea Vidjak  
LAW FIRM LEKO I PARTNERI

Igor Vidra  
MINISTRY OF JUSTICE

Mario Vrdoljak  
WOLF THEISS

Laurenz Vuchetich  
BDV LEGAL

Marin Vuković  
DIVJAK, TOPIĆ & BAHTJAREVIĆ

Petar Živković  
DIVJAK, TOPIĆ & BAHTJAREVIĆ

Jelena Zjacic  
MAČEŠIĆ & PARTNERS LTD.

Bosiljko Zlopaša  
CUSTOMS DIRECTORATE  
OF CROATIA

Andrej Žmikić  
DIVJAK, TOPIĆ &  
BAHTJAREVIĆ LAW FIRM

Ivan Zornada  
WOLF THEISS

Anamaria Zuvanic  
ODVIJETNIČKO DRUŠTVO  
GLINSKA & MIŠKOVIĆ D.O.O.

## CYPRUS

P.G. ECONOMIDES  
& CO. LIMITED

PAPAPHILIPPOU & CO.  
ADVOCATES AND LEGAL  
CONSULTANTS

Achilleas Amvrosiou  
ARTEMIS BANK INFORMATION  
SYSTEMS LTD.

Andreas Andreou  
CYPRUS GLOBAL LOGISTICS

Marios Andreou  
PWC CYPRUS

Chryso Antoniou  
ALEXANDROS ECONOMOU LLC

Ioannis Antoniou

Ioanna Apostolidou  
MINISTRY OF FINANCE,  
TAX DEPARTMENT

Katia Argyridou  
PWC CYPRUS

Anita Boyadjian  
INFOCREDIT GROUP LTD.

Georgia P. Charalambous  
DELOITTE

Harry S. Charalambous  
KPMG

Hadjinicolaou Christina  
MINISTRY OF FINANCE,  
TAX DEPARTMENT

Antonios Christodoulides  
PWC CYPRUS

Constantinos Christofides  
Christiana Christou  
SOCIAL INSURANCE  
SERVICES, MINISTRY OF  
LABOUR, WELFARE AND  
SOCIAL INSURANCE

Kypros Chrysostomides  
DR. K. CHRYSOSTOMIDES  
& CO. LLC

Chryso Dekatris  
DR. K. CHRYSOSTOMIDES  
& CO. LLC

Achilleas Demetriades  
LELLOS P. DEMETRIADES  
LAW OFFICE LLC

Chrysses Demetriades  
CHRYSSES DEMETRIADES  
& CO. LLC

Eleni Drousioti  
DR. K. CHRYSOSTOMIDES  
& CO. LLC

Alexandros Economou  
ALEXANDROS ECONOMOU LLC

Lefteris S. Eleftheriou  
CYPRUS INVESTMENT  
PROMOTION AGENCY

Anna Fantarou  
MINISTRY OF FINANCE,  
TAX DEPARTMENT

Elena Frixou  
ARTEMIS BANK INFORMATION  
SYSTEMS LTD.

Phedra Gregoriou  
MINISTRY OF JUSTICE  
AND PUBLIC ORDER

Michael Grekas  
KPMG

Marios Hadjigavriel  
ANTIS TRIANTAFYLIDES  
& SONS LLC

Costas Hadjimarcou  
LEPTOS ESTATES

Andreas Ioannides  
ELECTRICITY AUTHORITY  
OF CYPRUS

Elena Ioannides  
DR. K. CHRYSOSTOMIDES  
& CO. LLC

Eleftheria Ioannou  
MINISTRY OF ENERGY,  
COMMERCE, INDUSTRY  
AND TOURISM

Georgios Karrotsakis  
INSOLVENCY SERVICE,  
DEPARTMENT OF REGISTRAR  
OF COMPANIES AND  
OFFICIAL RECEIVER

Christia-Lydia Kastellani  
DR. K. CHRYSOSTOMIDES  
& CO. LLC

Maria Katsikidou  
ALEXANDROS ECONOMOU LLC

Harris Kleanthous  
DELOITTE

Spyros G. Kokkinos  
DEPARTMENT OF REGISTRAR  
OF COMPANIES AND  
OFFICIAL RECEIVER

Christina Kotsapa  
ANTIS TRIANTAFYLIDES  
& SONS LLC

Kyriacos Kourous  
MINISTRY OF INTERIOR—  
TECHNICAL SERVICES

Theodoros Kringou  
FIRST CYPRUS CREDIT BUREAU

Nicholas Ktenas  
ELIAS NEOCLEOUS & CO. LLC

Andrie Kypridemou  
INSOLVENCY SERVICE,  
DEPARTMENT OF REGISTRAR  
OF COMPANIES AND  
OFFICIAL RECEIVER

Maria Kyriacou  
ELIAS NEOCLEOUS & CO. LLC

Olga Lambrou  
MOUAIMIS & MOUAIMIS LLC

Andreas Lelekis  
CHRYSSES DEMETRIADES  
& CO. LLC

Margarita Lias  
KPMG

Antonios Loizou  
ANTONIS LOIZOU &  
ASSOCIATES

Achilleas Malliotis  
ELIAS NEOCLEOUS & CO. LLC

Michalis Marcou  
ELECTRICITY AUTHORITY  
OF CYPRUS

George V. Markides  
KPMG

Pieris M. Markou  
DELOITTE

Zoe Mina  
DELOITTE

Efrosini Monou  
ELIAS NEOCLEOUS & CO. LLC

Michalis Mouaimis  
MOUAIMIS & MOUAIMIS LLC

Panayotis Mouaimis  
MOUAIMIS & MOUAIMIS LLC

Varnavas Nicolaou  
PWC CYPRUS

Georgios Papadopoulos  
M. ELIADES & PARTNERS LLC

Christos Papamarkides  
DELOITTE

Andriana Patsalosavi  
MINISTRY OF INTERIOR—  
TECHNICAL SERVICES

Chrysillos Pelekanos  
PWC CYPRUS

Ioanna Petrou  
PWC CYPRUS

Maria Petsa  
CYPRUS STOCK EXCHANGE

Haris Satsias  
LELLOS P. DEMETRIADES  
LAW OFFICE LLC

Louiza Shiali  
PWC CYPRUS

Ioanna Siammouti  
ANTIS TRIANTAFYLIDES  
& SONS LLC

Eliza Stasopoulou  
CYPRUS STOCK EXCHANGE

Stefanos Stefani  
GENESIS LOGISTICS LTD.

Athina Stephanou  
MINISTRY OF FINANCE,  
TAX DEPARTMENT

Anna Stylianou  
ARTEMIS BANK INFORMATION  
SYSTEMS LTD.

Electra Theodorou  
ALEXANDROS ECONOMOU LLC

Georgia Theodorou  
PWC CYPRUS

Stelios Triantafyllides  
ANTIS TRIANTAFYLIDES  
& SONS LLC

Vasiliki Triantafyllides  
ANTIS TRIANTAFYLIDES  
& SONS LLC

Tryfonas Tryfonos  
DEPARTMENT OF REGISTRAR  
OF COMPANIES AND  
OFFICIAL RECEIVER

Andrie Tsima  
MINISTRY OF FINANCE,  
TAX DEPARTMENT

Chrysillos Vassiliou  
DELOITTE

Christiana Vassiliou Miliou  
ANTIS TRIANTAFYLIDES  
& SONS LLC

Vasos Yiazos  
MINISTRY OF INTERIOR—  
TECHNICAL SERVICES

Olga-Maria Zenon  
ANTIS TRIANTAFYLIDES  
& SONS LLC

## CZECH REPUBLIC

KPMG ČESKÁ  
REPUBLIKA, S.R.O.

Jan Andruško  
WHITE & CASE

Denisa Assefová  
SCHOENHERR

Lukáš Balada  
MUNICIPALITY OF PRAGUE 1,  
TRADE LICENSING DEPARTMENT

Libor Bašl  
BAKER MCKENZIE

Tomáš Běhounek  
BNT ATTORNEYS-AT-LAW

Jan Beres  
KOCIÁN ŠOLC BALAŠTIK,  
ADVOKÁTNÍ KANCELÁŘ, S.R.O.

Rudolf Bíček  
SCHOENHERR

Matyas Bokuvka  
WHITE & CASE

David Borkovec  
PWC CZECH REPUBLIC

David Buigl  
SQUIRE PATTON BOGGS V.O.S.  
ADVOKÁTNÍ KANCELÁŘ

Jan Capek  
EY

Ivan Chalupa  
SQUIRE PATTON BOGGS V.O.S.  
ADVOKÁTNÍ KANCELÁŘ

Jiří Chejn  
SQUIRE PATTON BOGGS V.O.S.  
ADVOKÁTNÍ KANCELÁŘ

Pavel Cirek  
ENERGY REGULATOR OFFICE

Vladimír Čížek  
SCHOENHERR

Jiří Culka  
GLATZOVÁ & CO.

Martin Dančišin  
GLATZOVÁ & CO.

Kamila Daňková  
WHITE & CASE

Pavel Dejl  
KOCIÁN ŠOLC BALAŠTIK,  
ADVOKÁTNÍ KANCELÁŘ, S.R.O.

Svatava Dokoupilova  
CZECH OFFICE FOR SURVEYING,  
MAPPING AND CADASTRE

Kristýna Domokošová  
WHITE & CASE

Tereza Dosedělová  
DVOŘÁK HAGER & PARTNERS

Dagmar Dubecka  
KOCIÁN ŠOLC BALAŠTIK,  
ADVOKÁTNÍ KANCELÁŘ, S.R.O.

Jiří Dvořák  
GRANT THORNTON ADVISORY

Tereza Erényi  
PRK PARTNERS S.R.O.  
ADVOKÁTNÍ KANCELÁŘ,  
MEMBER OF LEX MUNDI

Vojtěch Faltus  
DVOŘÁK HAGER & PARTNERS

Eva Gebhartová  
WHITE & CASE

Mirjana Gray  
WHITE & CASE

Michal Hanko  
BUBNIK, MYSLIL & PARTNERS

Marie Hasíková  
SCHOENHERR

Martin Hofman  
CRIF—CZECH CREDIT  
BUREAU AS

Vít Horáček  
LEGALITÉ ADVOKÁTNÍ  
KANCELÁŘ S.R.O.

Ondřej Hromádko  
MUNICIPALITY OF PRAGUE 1,  
TRADE LICENSING DEPARTMENT

David Ilczyszyn  
WHITE & CASE

Ivo Janda  
WHITE & CASE

Juraj Juhás  
GLATZOVÁ & CO.

Ludvík Juříčka  
HAVEL & PARTNERS S.R.O.,  
ADVOKÁTNÍ KANCELÁŘ

Lucie Kačerová  
KOCIÁN ŠOLC BALAŠTIK,  
ADVOKÁTNÍ KANCELÁŘ, S.R.O.

Petr Kalensky  
WHITE & CASE

Jan Klas  
CZECH ASSOCIATION OF  
ENERGY SECTOR EMPLOYERS

Martina Kneiflová  
EY

Jan Kovar  
CRIF—CZECH CREDIT  
BUREAU AS

Jan Krampera  
DVOŘÁK HAGER & PARTNERS

Petr Kucera  
CRIF—CZECH CREDIT  
BUREAU AS

Bohumil Kunc  
NOTARIAL CHAMBER OF THE  
CZECH REPUBLIC—NOTÁŘSKÁ  
KOMORA ČESKÉ REPUBLIKY

Petr Kusy  
MINISTRY OF FINANCE

Petr Kvapil  
KVAPIL & ŠULC

Lukas Lejcek  
BDP-WAKESTONE S.R.O.

Jakub Lichnovský  
PRK PARTNERS S.R.O.  
ADVOKÁTNÍ KANCELÁŘ,  
MEMBER OF LEX MUNDI

David Linek  
KOCIÁN ŠOLC BALAŠTIK,  
ADVOKÁTNÍ KANCELÁŘ, S.R.O.

Adela Ikelnorova  
MINISTRY OF FINANCE

Tomáš Mach  
WHITE & CASE

Daniela Machova  
NOTARIAL CHAMBER OF THE  
CZECH REPUBLIC—NOTÁŘSKÁ  
KOMORA ČESKÉ REPUBLIKY

Peter Maysenhölder  
BNT ATTORNEYS-AT-LAW

Veronika Merjavá  
WHITE & CASE

David Musil  
PWC CZECH REPUBLIC

Barbora Nedvěďová  
WHITE & CASE

Radim Neubauer  
NOTARIAL CHAMBER OF THE  
CZECH REPUBLIC—NOTÁŘSKÁ  
KOMORA ČESKÉ REPUBLIKY

Veronika Odobinova  
DVOŘÁK HAGER & PARTNERS

Athanassios Pantazopoulos  
IKRP ROKAS & PARTNERS AND  
DR. A. PANTAZOPOULOS

David Plch  
WHITE & CASE

Štěpán Radkovský  
CZECH NATIONAL BANK

Tomáš Richter  
CLIFFORD CHANCE

Michal Rohacek  
FINANČNÍ SPRÁVA—GENERAL  
FINANCIAL DIRECTORATE

Jaroslav Schulz  
INCZ CZ, S.R.O.

Mike Silin  
DHL CZECH REPUBLIC

Tomáš Škrha

Dana Sládečková  
CZECH NATIONAL BANK

Petr Smerkl  
WHITE & CASE

Aleš Smetanka  
KOCIÁN ŠOLC BALAŠTIK,  
ADVOKÁTNÍ KANCELÁŘ, S.R.O.

Kristýna Solomonová  
MUNICIPALITY OF PRAGUE 1,  
TRADE LICENSING DEPARTMENT

Petra Stupkova  
PRK PARTNERS S.R.O.  
ADVOKÁTNÍ KANCELÁŘ,  
MEMBER OF LEX MUNDI

Marek Švehlík  
ŠVEHLÍ & MIKULÁŠ  
ADVOKÁTI, S.R.O.

Sarka Tlaskova  
NOTARIAL CHAMBER OF THE  
CZECH REPUBLIC—NOTÁŘSKÁ  
KOMORA ČESKÉ REPUBLIKY

Teresa Vaculikova  
WHITE & CASE

Daniel Vejsada  
PRK PARTNERS S.R.O.  
ADVOKÁTNÍ KANCELÁŘ,  
MEMBER OF LEX MUNDI

Aneta Vermachová  
MINISTRY OF JUSTICE

Jiri Vlastnik  
VEJMEKLA & WÜNSCH, S.R.O.

Stanislav Votruba  
PREDISTRIBUCE

Luděk Vrána  
VRÁNA & PARTNERS

Andrea Vrbkova  
VEJMEKLA & WÜNSCH, S.R.O.

Jonathan Weinberg  
WHITE & CASE

Tomas Zach  
KOCIÁN ŠOLC BALAŠTIK,  
ADVOKÁTNÍ KANCELÁŘ, S.R.O.

## DENMARK

JUMBO TRANSPORT A/S

Elsebeth Aaes-Jørgensen  
NORRBOM VINDING,  
MEMBER OF IUS LABORIS

Bo Andersen  
REVISION KØBENHAVN I/S

Peter Bang  
PLESNER

Thomas Bang  
DLA PIPER DENMARK  
LAW FIRM P/S

Amanda Bruyart-Langer  
BECH-BRUUN LAW FIRM

Jacob Christensen  
PLESNER

Joan Cordtz  
PWC DENMARK

Frants Dalgaard-Knudsen  
PLESNER

Pia Dalziel  
MILLER ROSENFALCK LLP

Helle Feldborg  
ROVSING & GAMMELJORD

Magnus Gorridsen Fischer  
DLA PIPER DENMARK  
LAW FIRM P/S

Martin Fjeldhøj  
KROMANN REUMERT,  
MEMBER OF LEX MUNDI

Anne Birgitte Gammeljord  
ROVSING & GAMMELJORD

Henrik Groos  
ACCURA  
ADVOKATPARTNERSELSKAB

Louise Ingholt Gaarn Svendsen  
PLESNER

Jens Steen Jensen  
KROMANN REUMERT,  
MEMBER OF LEX MUNDI

Hans-Peter Jørgensen  
GORRISSSEN FEDERSPIEL

Trine Kahr  
BRUUN & HJEILE

Christian Kjølbye  
PLESNER

Kamilla Krebs  
KROMANN REUMERT,  
MEMBER OF LEX MUNDI

Mikkel Stig Larsen  
KROMANN REUMERT,  
MEMBER OF LEX MUNDI

Susanne Schjølvin Larsen  
KROMANN REUMERT,  
MEMBER OF LEX MUNDI

Lise Lauridsen  
BECH-BRUUN LAW FIRM

Jesper Aavnborg Lentz  
GORRISSSEN FEDERSPIEL

Josephine Lorentsen  
BECH-BRUUN LAW FIRM

Pelle Lykke Rørbaek  
ROVSING & GAMMELJORD

Kasper Lykkegaard Sorensen  
SPEDMAN GLOBAL  
LOGISTICS AB

Thomas Maaberg Hansen  
PLESNER

Robert Mikelsons  
NJORD LAW FIRM

Anne Møller  
PWC DENMARK

Jesper Mortensen  
PLESNER

Andreas Nielsen  
BRUUN & HJEILE

Klaus Okholm  
PWC DENMARK

Jim Øksnebjerg  
ADVOKATPARTNERSELSKABET  
HORTEN

Carsten Pedersen  
BECH-BRUUN LAW FIRM

Simone Faerge Pedersen  
KROMANN REUMERT,  
MEMBER OF LEX MUNDI

Steen Rosenfalck  
MILLER ROSENFALCK LLP

Kim Sejberg

Kenneth Skouv Dvinge  
KROMANN REUMERT,  
MEMBER OF LEX MUNDI

Jens Sørensen  
PWC DENMARK

Jane Stampe  
PWC DENMARK

Søren Toft Bjerreskov  
PLESNER

Kim Trensow  
KROMANN REUMERT,  
MEMBER OF LEX MUNDI

Anders Worsøe  
MAGNUSSON

## DJIBOUTI

BANK OF AFRICA MER ROUGE

Mohamed Abayazid Houmed

Mohamed Abdi Hassan  
CABINET ARKIMED

Khaire Abdillahi Daher  
MINISTÈRE DU BUDGET

Ouloufa Ismail Abdo  
OFFICE DJIBOUTIEN DE LA  
PROPRIÉTÉ INDUSTRIELLE ET  
COMMERCIALE (ODPIC)

Mohamed-Kadar Abdoukader  
Guedi  
MINISTÈRE DU BUDGET

Ahmed Abdourahman Cheik

Habon Abdourahman Cher  
PORT AUTHORITY (DORALEH  
MULTI-PURPOSE PORT)

Wahid Daher Aden  
PORT AUTHORITY (DORALEH  
MULTI-PURPOSE PORT)

Anissa Ali  
PORT AUTHORITY (DORALEH  
MULTI-PURPOSE PORT)

Sadik Ali Ismael  
CABINET ZK

Abdourahman Aouad Izzi  
MINISTÈRE DU BUDGET

Habib Barkat Daoud  
BANQUE CENTRALE  
DE DJIBOUTI

Houssein Mahamoud Barreh  
SERVICE DES DOMAINES ET DE  
LA CONSERVATION FONCIÈRE

Ali Omar Chirwa  
DIRECTION DE L'HABITAT  
ET DE L'URBANISME

Sofia Curradi

Nagat Wadie Daoud  
GROUPE MARILL

Deka Moussa Dawaleh  
GUICHET UNIQUE

Jean Philippe Delarue  
SOCIÉTÉ MARITIME  
L. SAVON & RIES

Bruno Detroyat  
SOCIÉTÉ MARITIME  
L. SAVON & RIES

Ali Dini  
AVOCAT À LA COUR

Hassan Mohamed Egue  
DIRECTION LEGISLATION  
& CONTENTIEUX DE LA  
DIRECTIONS DES IMPÔTS

Félix Emok N'Dolo  
GROUPE CHD

Guillaume Fines  
BANQUE POUR LE COMMERCE  
ET L'INDUSTRIE—MER  
ROUGE (BCI MR)

Fahmi Fouad  
SELECT

Djama Guelleh  
ELECTRICITÉ DE DJIBOUTI

Said Guelleh Darar  
MINISTÈRE DU BUDGET

Amina Houssein Guirreh  
GUICHET UNIQUE

Bahar Mahamoud Hassan  
PORT AUTHORITY (DORALEH  
MULTI-PURPOSE PORT)

Abdoulkader Hassan  
Mouhoumed  
CABINET D'AVOCAT  
MAITRE ABDOULKADER  
HASSAN MOUHOUMED

Ramiss Houmed  
HLB DJIBOUTI

Moustafa Houssein Ali  
ELECTRICITÉ DE DJIBOUTI

Zeinab Kamil Ali  
CABINET ZK

Sabrina Kassim Ali  
CAC INTERNATIONAL BANK

Francoise Larisse  
SOFRACOR SARL

Madina M. Bourhan  
GUICHET UNIQUE

Ismael Mahamoud  
UNIVERSITÉ DE DJIBOUTI

Nima Mahamoud  
TRIBUNAL DE PREMIÈRE  
INSTANCE

Fatouma Mahamoud Hassan  
CABINET MAHAMOUD

Alain Martinet  
CABINET D'AVOCATS  
MARTINET & MARTINET

Marie-Paule Martinet  
CABINET D'AVOCATS  
MARTINET & MARTINET

Gouled Mohamed  
MINISTÈRE DE L'ÉNERGIE,  
CHARGE DES RESSOURCES  
NATURELLES

Habib Ibrahim Mohamed  
DIRECTION DE L'HABITAT  
ET DE L'URBANISME

Abdoulrazak Mohamed Ali  
ETUDE NOTARIALE GADILEH

Ibrahim Mohamed Omar  
CABINET CECA

Jean Montagne  
CABINET D'AVOCATS  
MONTAGNE

Rahma Omar Kamil  
GUICHET UNIQUE

Mahdi Osman  
DIRECTION DES DOMAINES  
ET DE LA CONSERVATION  
FONCIÈRE

Hisam Abas Rabache  
DIRECTION DES DOMAINES  
ET DE LA CONSERVATION  
FONCIÈRE

Abdallah Ali Rirache  
RIRACHE GROUP

Mohamed Robleh Djama  
CABINET D'AVOCAT ROBLEH

Ayman Said  
AVOCAT

Djihad Said Ali  
NOTARY

Aicha Youssef Abdi  
CABINET CECA

## DOMINICA

Kertist Augustus  
WATERFRONT AND ALLIED  
WORKERS UNION

David Bruney

Yakima Cuffy  
DE FREITAS & DE FREITAS  
AND JOHNSON

Lisa de Freitas  
DE FREITAS & DE FREITAS  
AND JOHNSON

Casey Destang  
GRANT THORNTON

Gina Dyer  
DYER & DYER

Henry Dyer  
DYER & DYER

Evelina E-M. Baptiste  
MAGISTRATE COURT

Marvlyn Estrado  
KPB CHARTERED  
ACCOUNTANTS

Nathaniel George  
DOMLEC

Rhoda Joseph  
INVEST DOMINICA AUTHORITY

Justin Kase  
INDEPENDENT REGULATORY  
COMMISSION

Glen Khan  
INDEPENDENT REGULATORY  
COMMISSION

Shaarme Laville  
MILLENNIUM FREIGHT SERVICES

Frankie Lowe  
DOMLEC

Michelle Matthew  
NATIONAL CO-OPERATIVE  
CREDIT UNION LIMITED

Severin McKenzie  
MCKENZIE ARCHITECTURAL &  
CONSTRUCTION SERVICES INC.

Erick Mendes  
MINISTRY OF NATIONAL  
SECURITY, LABOUR  
AND IMMIGRATION

Richard Peterkin  
GRANT THORNTON

Eugene G. Royer  
EUGENE G. ROYER  
CHARTERED ARCHITECT

Kondwani Williams  
WILLIAMS & HORSFORD

Pearl Williams  
SUPREME COURT REGISTRY

Dawn Yearwood  
YEARWOOD CHAMBERS

## DOMINICAN REPUBLIC

DIAZ REUS & TARG LLP

Juan Alcalde  
OMG

Melba Alcántara  
HEADRICK RIZIK ALVAREZ  
& FERNÁNDEZ

Merielin Almonte  
MERIELIN ALMONTE  
ESTUDIO LEGAL

Patricia Álvarez  
MEDINA GARRIGÓ ABOGADOS

Eduardo Rodríguez Apolinario  
DIRECCIÓN GENERAL  
DE ADUANAS

Tamara Aquino  
JJ ROCA & ASOCIADOS

Lisette Balbuena  
STEWART TITLE  
DOMINICANA SA

Jennifer Beauchamps  
JIMÉNEZ CRUZ PEÑA

Luis Eduardo Bernard  
Medrano  
GONZÁLEZ TAPIA ABOGADOS

Laura Bobea  
MEDINA GARRIGÓ ABOGADOS

Felipe Branagan  
ARCOPLAN SRL ARQUITECTURA  
Y URBANISMO

Ana Isabel Cáceres  
TRONCOSO Y CACERES

Eileen Jiménez Cantisano  
HEADRICK RIZIK ALVAREZ  
& FERNÁNDEZ

Marvin Cardoza  
DIRECCIÓN GENERAL DE  
IMPUESTOS INTERNOS

Roberto Carvajal Polanco  
CARVAJAL POLANCO  
& ASOCIADOS SRL

Milvio Coiscou Castro  
COISCOU & ASOCIADOS

José Colón  
EDESUR

Maribel Concepción Hidalgo  
SUPERINTENDENCIA DE BANCOS

Pamela Contreras  
JJ ROCA & ASOCIADOS

Leandro Corral  
GUZMÁN-ARIZA

Rachel Cortes  
HEADRICK RIZIK ALVAREZ  
& FERNÁNDEZ

Esther Cruz  
JJ ROCA & ASOCIADOS

José Cruz Campillo  
JIMÉNEZ CRUZ PEÑA

Sarah de León Perelló  
HEADRICK RIZIK ALVAREZ  
& FERNÁNDEZ

Raúl De Moya  
ARQUITECTURA &  
PLANIFICACIÓN

Alessandra Di Carlo  
PELLERANO & HERRERA,  
MEMBER OF LEX MUNDI

Rosa Díaz  
JIMÉNEZ CRUZ PEÑA

Maria Soledad Diaz Perez  
RAMIREZ SUZANA  
& ASOCIADOS

Rafael Dickson Morales  
DMAC | DESPACHO JURIDICO

Ruben Edmead  
MARÍTIMA DOMINICANA

Michel El-Hage

Christian Esquea Mota  
ESQUEA & VALENZUELA  
ABOGADOS

Zenon Felipe  
MARÍTIMA DOMINICANA

Fernando Fernandez  
TOTAL LOGISTICS FREIGHT

Alejandro Fernández de Castro  
PWC DOMINICAN REPUBLIC

Mary Fernández Rodríguez  
HEADRICK RIZIK ALVAREZ  
& FERNÁNDEZ

Leoncio García  
ELECTROMECÁNICA  
GARCIA SRL

Alvaro García Taveras  
ESQUEA & VALENZUELA  
ABOGADOS

Sandra Priscila Goico Berroa  
SEIBEL, DARGAM  
HENRIQUEZ & HERRERA

Victor Gómez  
HEADRICK RIZIK ALVAREZ  
& FERNÁNDEZ

Pablo González Tapia  
GONZÁLEZ TAPIA ABOGADOS

Paloma Grullón  
PELLERANO & HERRERA,  
MEMBER OF LEX MUNDI

Nicauris Gutiérrez  
TRANSUNION DOMINICAN  
REPUBLIC

Vicmary Guzmán  
TRANSUNION DOMINICAN  
REPUBLIC

Fabio Guzmán-Ariza  
GUZMÁN-ARIZA

José A. Hernández

Paula Hernández Mera  
GONZÁLEZ TAPIA ABOGADOS

Marlene Herrera  
COISCOU & ASOCIADOS

Luis Eduardo Jimenez  
JIMÉNEZ CRUZ PEÑA

Luis J. Jiménez  
JIMÉNEZ CRUZ PEÑA

Carlos Jorge  
ARCOPLAN SRL ARQUITECTURA  
Y URBANISMO

José M. López  
LOPESA

Paola Mañón Taveras  
SEIBEL, DARGAM  
HENRIQUEZ & HERRERA

Fernando Marranzini  
HEADRICK RIZIK ALVAREZ  
& FERNÁNDEZ

Jesús Geraldo Martínez  
Alcántara  
SUPERINTENDENCIA DE BANCOS

Vanessa Mateo  
JJ ROCA & ASOCIADOS

Fabiola Medina  
MEDINA GARRIGÓ ABOGADOS

Laura Medina  
JIMÉNEZ CRUZ PEÑA

Ligia Melo  
MEDINA GARRIGÓ ABOGADOS

Rodolfo Mesa Chávez  
MESA & MESA ABOGADOS

Rafael Morel  
TOTAL LOGISTICS FREIGHT

Rita Mota  
HEADRICK RIZIK ALVAREZ  
& FERNÁNDEZ

Apolinar Muñoz  
SCHAD CONSULTING

Natia Núñez  
HEADRICK RIZIK ALVAREZ  
& FERNÁNDEZ

Pamela Ogando  
DIRECCIÓN GENERAL DE  
IMPUESTOS INTERNOS

Ramón Ortega  
PWC

Ana Patricia Ossers  
JIMÉNEZ CRUZ PEÑA

Henry Pastrano Lluberes  
JIMÉNEZ CRUZ PEÑA

Misdania Paulino  
FENWAL INTERNATIONAL, INC.

Kaulynam Peralta  
EDESUR

Luisa Ericka Pérez Hernández  
SUPERINTENDENCIA DE BANCOS

Angel Emmanuel Perez  
Souffront  
DIRECCIÓN GENERAL  
DE ADUANAS

Julio Pinedo  
PWC DOMINICAN REPUBLIC

Aimée Prieto  
PRIETO CABRERA &  
ASOCIADOS

Sayra J. Ramirez  
PRIETO CABRERA &  
ASOCIADOS

Alejandro Miguel Ramírez  
Suzaña  
RAMIREZ SUZANA  
& ASOCIADOS

Jose Antonio Reyes  
AGEPORT, AGENTES Y  
ESTIBADORES PORTUARIOS

Aida Ripoll  
GUZMÁN-ARIZA

Jaime Roca  
JJ ROCA & ASOCIADOS

Naomi Rodríguez  
HEADRICK RIZIK ALVAREZ  
& FERNÁNDEZ

Mariel Romero  
EDESUR

Katherine Rosa  
JIMÉNEZ CRUZ PEÑA

Juan Rosario  
EDESUR

Felicia Santana  
JJ ROCA & ASOCIADOS

Wilfredo Senior  
LEXCO, ENGINEERING,  
MANAGEMENT &  
CONSTRUCTION

Elizabeth Silfa  
HEADRICK RIZIK ALVAREZ  
& FERNÁNDEZ

Melissa Silie  
MEDINA GARRIGÓ ABOGADOS

Manuel Silverio  
JIMÉNEZ CRUZ PEÑA

Manuel Tapia  
DR. RAMON TAPIA  
ESPINAL & ASSOCIATES

Ramon Tapia  
DR. RAMON TAPIA  
ESPINAL & ASSOCIATES

Juan Tejeda  
PWC DOMINICAN REPUBLIC

Laura Troncoso  
OMG

Robert Valdez  
SCHAD CONSULTING

Gisselle Valera Florencio  
JIMÉNEZ CRUZ PEÑA

Vilma Veras Terrero  
JIMÉNEZ CRUZ PEÑA

Dilcia Villanueva Villanueva  
EDESUR

Tammy Villar  
MINISTERIO DE  
OBRAS PUBLICAS Y  
COMUNICACIONES, MOPC

Chery Zacarías  
MEDINA GARRIGÓ ABOGADOS

## ECUADOR

Claudio Mesias Agama  
Chiluisa  
EMPRESA ELECTRICA DE QUITO

Pablo Aguirre  
PWC ECUADOR

María Isabel Aillón  
PÉREZ, BUSTAMANTE Y PONCE,  
MEMBER OF LEX MUNDI

Mariella Baquerizo  
EQUIFAX ECUADOR BURÓ DE  
INFORMACIÓN CREDITICIA C.A.

Esteban Baquero  
FERRERE ABOGADOS

Diego Cabezas-Klaere  
CABEZAS & CABEZAS-KLAERE

Luis Cabezas-Klaere  
CABEZAS & CABEZAS-KLAERE

Juan José Campaña del  
Castillo  
P&P ABOGADOS

María Gabriela Cando  
FERRERE ABOGADOS

Antonella Cordero-Porras  
FERRERE ABOGADOS

Lucía Cordero Ledergerber  
FALCONI PUIG ABOGADOS

David Cornejo  
PWC ECUADOR

Augusto Curillo  
EMPRESA ELECTRICA DE QUITO

Juan Carlos Darquea  
FERRERE ABOGADOS

Fernando Del Pozo Contreras  
GALLEGOS, VALAREZO & NEIRA

Andrea Fernández de Córdova  
FERRERE ABOGADOS

Paola Gachet  
FERRERE ABOGADOS

Martín Galarza Lanás  
PUENTE SÁENZ & GALARZA  
ATTORNEYS-AT-LAW, CIA LTDA

Arturo Griffin Valdivieso  
PÉREZ, BUSTAMANTE Y PONCE,  
MEMBER OF LEX MUNDI

Pedro José Hajj Ferri  
FERRERE ABOGADOS

Rubby Lucero  
CABEZAS & CABEZAS-KLAERE

María Isabel Machado  
FALCONI PUIG ABOGADOS

Zulay Munoz Zurita  
P&P ABOGADOS

Francisco Javier Naranjo  
Grijalva  
NARANJO & ASOCIADOS  
FEDLEX

Wendy Noboa  
FERRERE ABOGADOS

Wolfgang Oberer  
SCHRYVER

Letty Ordoñez  
EMPRESA PÚBLICA DE  
MOVILIDAD Y OBRAS PÚBLICAS

Jose Parrales  
CAMICON CÁMARA  
DE LA INDUSTRIA DE  
LA CONSTRUCCIÓN

Ciro Pazmiño Yáñez  
P&P ABOGADOS

Ciro Pazmiño Zurita  
P&P ABOGADOS

Rodrigo Martín Pesantes Sáenz  
PÉREZ, BUSTAMANTE Y PONCE,  
MEMBER OF LEX MUNDI

Bruno Pineda-Cordero  
PÉREZ, BUSTAMANTE Y PONCE,  
MEMBER OF LEX MUNDI

Patricia Ponce Arteta  
BUSTAMANTE & BUSTAMANTE

Sandra Reed-Serrano  
PÉREZ, BUSTAMANTE Y PONCE,  
MEMBER OF LEX MUNDI

Santiago Reyes Mena  
SANTIAGO REYES  
MENA—ABOGADO

Daniel Robalino-Orellana  
FERRERE ABOGADOS

Montserrat Sanchez  
FERRERE ABOGADOS

Leonardo Sempértégui  
SEMPÉRTÉGUI ONTANEDA  
ABOGADOS

Juan Carlos Villao  
MARGLOBAL

Manuel Zurita  
MZ SISTEMAS ELECTRICOS  
Y ELECTRONICOS

## EGYPT, ARAB REP.

ISLAND AGENCIES  
AND SERVICES

READYMADE GARMENTS  
EXPORT COUNCIL

Naguib Abadir  
NACITA CORPORATION

Mohamed Abd El Hamid  
AM LAW FIRM

Omar Abd el Salam  
AL KAMEL LAW OFFICE

Mohamed Abd ElMalek  
KARIM ADEL LAW OFFICE

Mohamed Abd El-Sadek  
INTERNATIONAL CENTER FOR  
LAW, INTELLECTUAL PROPERTY  
AND ARBITRATION (ICLIPIA)

Ayman Abdallah  
AM LAW FIRM

Hoda Abdel Saleh  
KARIM ADEL LAW OFFICE

Mohamed Abdel-Aziz Azab  
SOUTH CAIRO ELECTRICITY  
DISTRIBUTION COMPANY

Mohamed Abdelgawad  
SHARKAWY & SARHAN  
LAW FIRM

Hanan Abdelgawad Aly  
ECG ENGINEERING  
CONSULTANTS GROUP SA

Ahmed Abdelhamid  
ARAB AGRICULTURAL  
PRODUCTION CO.

Mohamed Abdellatif  
ABDELLATIF LAW OFFICE

Ramy Mohamed Abdelrahman  
SCHNEIDER ELECTRIC

Sherine Abdullah  
EGYPTIAN ELECTRICITY UTILITY  
AND CONSUMER PROTECTION

Nermine Abo El Atta  
MINISTRY OF INDUSTRY  
AND FOREIGN TRADE

Ahmed Abou Ali  
HASSOUNA & ABOU ALI

Gamal A. Abou Ali  
HASSOUNA & ABOU ALI

Omneya Abouhabaga  
SHALAKANY LAW OFFICE,  
MEMBER OF LEX MUNDI

Sherif Abusnea  
MINISTRY OF HOUSING AND  
URBAN COMMUNITIES

Mohamed Adel  
MY IP GLOBAL

Mona Adel  
MY IP GLOBAL

Ahmed Adib  
KHODEIR, NOUR, & TAHA LAW  
FIRM, IN ASSOCIATION WITH  
AL TAMIMI & COMPANY

Sara Afify  
GENERAL AUTHORITY  
FOR INVESTMENT GAFI

Mohamed Aggag  
MINISTRY OF JUSTICE

Haidy Ahmed  
SHALAKANY LAW OFFICE,  
MEMBER OF LEX MUNDI

Vivian Ahmed Hassan  
MINISTRY OF HOUSING AND  
URBAN COMMUNITIES

Ashraf Al Wakeel  
CENTRAL BANK OF EGYPT

Mahmoud Alfeki

Ashraf Alkafrawy  
CAIRO ECONOMIC COURT

Abd El Wahab Aly Ibrahim  
ABD EL WAHAB SONS

Mahmoud Alzayat  
ALZAYAT LAW FIRM

Ahmed Amin  
SCOPE

Sayed Ammar  
AL KAMEL LAW OFFICE

Amr Ibrahim As Sarwy  
SARWY & SARWY LAW FIRM

Hoda Attia  
MINISTRY OF TRANSPORT

Mohamed Azzam  
FEDERATION OF EGYPTIAN  
CHAMBERS OF COMMERCE

Tarek Badawy  
SARWAT A. SHAHID LAW FIRM

Mohamed Salah Badour  
MINISTRY OF JUSTICE

Shaban Baker  
CENTRAL BANK OF EGYPT

Wagih Barakat  
AAW CONSULTING ENGINEERS

Hagir Beshir  
AL KAMEL LAW OFFICE

Joseph Sami Boutros  
AL ALAMEYA COMPANY

Helena Constantine  
ANDERSEN TAX &  
LEGAL IN EGYPT

Mohamed Darwish  
EL SAID DARWISH & PARTNERS

Adel Ebraheim  
KARIM ADEL LAW OFFICE

Menna El Abdeen  
MINISTRY OF INDUSTRY  
AND FOREIGN TRADE

Abdallah El Adly  
PWC EGYPT

Mariam El Alaily  
KHODEIR, NOUR, & TAHA LAW  
FIRM, IN ASSOCIATION WITH  
AL TAMIMI & COMPANY

Younma El Fouly  
TALAL ABU-GHAZALEH  
LEGAL (TAG-LEGAL)

Mohamed Refaat El Houshi  
THE EGYPTIAN CREDIT  
BUREAU I-SCORE

Medhat El Kady  
KADMAR

Hassan El Maraashly  
AAW CONSULTING ENGINEERS

Mohamed El Rafie  
ALLIANCE LAW FIRM

Sarah El Saghir  
TALAL ABU-GHAZALEH  
LEGAL (TAG-LEGAL)

Mohamed El Sayed  
CAIRO ECONOMIC COURT

Ramy El Sayed Fawzy  
GENERAL AUTHORITY  
FOR INVESTMENT GAFI

Marwa El Shaarawy  
SHARKAWY & SARHAN  
LAW FIRM

Sara El Shaarawy  
IBRACHY LEGAL CONSULTANCY

Mostafa El Shafei  
IBRACHY LEGAL CONSULTANCY

Yasmine El Shahed  
SHALAKANY LAW OFFICE,  
MEMBER OF LEX MUNDI

Aly El Shalakany  
SHALAKANY LAW OFFICE,  
MEMBER OF LEX MUNDI

Emad El Shalakany  
SHALAKANY LAW OFFICE,  
MEMBER OF LEX MUNDI

Khaled El Shalakany  
SHALAKANY LAW OFFICE,  
MEMBER OF LEX MUNDI

Sherry El Shalakany  
SHALAKANY LAW OFFICE,  
MEMBER OF LEX MUNDI

Khaled El Sharkawy  
SARWAT A. SHAHID LAW FIRM

Mohamed El Sherbini  
SARWAT A. SHAHID LAW FIRM

Ahmed El-Swirky  
NORTHAM CONSULTANTS

Passant El Tabei  
PWC EGYPT

Farida El-Bakry  
SHALAKANY LAW OFFICE,  
MEMBER OF LEX MUNDI

Ashraf Elibrachy  
IBRACHY LEGAL CONSULTANCY

Amr Elsayed  
CAIRO ECONOMIC COURT

Reem El-Tahawy  
HEGAZI LAW

Karim Emam  
PWC EGYPT

Saber Emam  
CENTRAL BANK OF EGYPT

Mahmoud Esmail  
HEGAZI LAW

Ahmed Essam  
IBRACHY LEGAL CONSULTANCY

Shahdan Essam  
TALAL ABU-GHAZALEH  
LEGAL (TAG-LEGAL)

Hoda Etman  
SAFTWAT & PARTNERS

Lena Ezat  
HEGAZI LAW

Mariam Fahmy  
SHALAKANY LAW OFFICE,  
MEMBER OF LEX MUNDI

Omar Farid  
ALLIANCE LAW FIRM

Hazem Fathi  
HASSOUNA & ABOU ALI

Leila Fouad  
DELOITTE

Shereen Fouad  
EGYPTIAN ELECTRICITY  
HOLDING COMPANY

Ismail Gaber  
GENERAL ORGANIZATION OF  
EXPORT & IMPORT CONTROL

Samir Ghareeb Al-Nahas  
MINISTRY OF LOCAL  
DEVELOPMENT

Karim Adel Kamel Ghobrial  
KARIM ADEL LAW OFFICE

Karim Ghorab  
ALLIANCE LAW FIRM

Rabih Halabi  
BLOM BANK EGYPT

Karim Hamdy  
THE EGYPTIAN CREDIT  
BUREAU I-SCORE

Hassan Hanaly  
MINISTRY OF JUSTICE

Hany Hanna  
COURT OF CASSATION

Nagy Hany  
YOUSSEY SALEH & PARTNERS

Nafisa Mahmoud Hashem  
MINISTRY OF HOUSING AND  
URBAN COMMUNITIES

Sherif Hashem  
SHEARMAN & STERLING LLP

Mohab Hassan  
HELMY, HAMZA & PARTNERS,  
MEMBER FIRM OF BAKER  
MCKENZIE INTERNATIONAL

Tarek Hassib  
AL KAMEL LAW OFFICE

Ahmed Hatem  
LEVARI IN ASSOCIATION  
WITH PITMANS LLP

Farah Hazem  
AM LAW FIRM

Sherif Hefni  
LEVARI IN ASSOCIATION  
WITH PITMANS LLP

Mostafa Helmy  
IBRACHY LEGAL CONSULTANCY

Omneia Helmy  
FACULTY OF ECONOMICS  
AND POLITICAL SCIENCE,  
CAIRO UNIVERSITY

Taher Helmy  
HELMY, HAMZA & PARTNERS,  
MEMBER FIRM OF BAKER  
MCKENZIE INTERNATIONAL

Sara Hinton

Mohamed Hisham Hassan  
MINISTRY OF INVESTMENT

Badawi Hozaïen  
HOZAIEN LAW OFFICE

Haytham Hussein  
EGYPTIAN GLOBAL LOGISTICS

Nada Hussein  
SHALAKANY LAW OFFICE,  
MEMBER OF LEX MUNDI

Abdel Hamid Ibrahim  
EGYPTIAN FINANCIAL  
REGULATORY AUTHORITY

Badawy Ibrahim  
PWC EGYPT

Maha Ibrahim  
YOUSSEY SALEH & PARTNERS

Mona Ibrahim  
DSV

Mehiar Joulji  
SARWAT A. SHAHID LAW FIRM

Saif Allah Kadry  
SOLIMAN, HASHISH  
AND PARTNERS

Mohamed Kafafi  
THE EGYPTIAN CREDIT  
BUREAU I-SCORE

Ahmed Kamal  
MINISTRY OF JUSTICE

Omar Sherif Kamal El Din  
SHALAKANY LAW OFFICE,  
MEMBER OF LEX MUNDI

Mohamed Kamel  
AL KAMEL LAW OFFICE

Rasheed Kamel  
AL KAMEL LAW OFFICE

Ghada Kandil  
MINISTRY OF INDUSTRY  
AND FOREIGN TRADE

Ahmed Khairy  
COURT OF APPEAL

Mohanad Khaled  
BDO KHALED & CO.

Taha Khaled  
BDO KHALED & CO.

Dina Khattab  
ALLIANCE LAW FIRM

Sherif Latif Makar  
SHERINIL GROUP

Ashraf Maamoun Farag  
BOSCH CENTER

Gomaa M. Madny  
MINISTRY OF TRADE  
AND INDUSTRY



Tamer Magdy Molokhia  
EGYPT & EUROPE  
INTERNATIONAL LEGAL  
CONSULTING

Ibrahim Maher  
DLA MATOUK BASSIOUNY  
(PART OF DLA PIPER GROUP)

Ahmed Maher Badr Afifi  
CAIRO COURT OF APPEAL

Lamia Mahgoub  
PWC EGYPT

Mustafa Makram  
BDO KHALED & CO.

Mariam Matrey  
EGYPT SURVEYING AUTHORITY

Aboueela Mohamed  
ORIENTAL WEAVERS

Ahmed Mohamed  
GENERAL ORGANIZATION OF  
EXPORT & IMPORT CONTROL

Marwa Mohamed  
MINISTRY OF JUSTICE

Hoda Mohamed Etman

Ola Mohammed Hassan  
TALAL ABU-GHAZALEH  
LEGAL (TAG-LEGAL)

Eman Moheyyeldin  
HASSOUNA & ABOU ALI

Mariam Mohsen  
SHALAKANY LAW OFFICE,  
MEMBER OF LEX MUNDI

Alia Monieb  
SHARKAWY & SARHAN  
LAW FIRM

Hossam Mostafa Ali  
HOSSAM AVOCAT

Alfred Mourice  
MINISTRY OF FINANCE

Marina Mouris  
IBRACHY & DERMARKAR  
LAW FIRM

Khaled Mousa  
GENERAL AUTHORITY FOR  
ROADS, BRIDGES AND LAND  
TRANSPORT (GARBLT)

Karim Nabil  
IBRACHY LEGAL CONSULTANCY

Khaled Nofal  
MINISTRY OF FINANCE

Omar Sami El Tazy  
AM LAW FIRM

Hazem Hassan Osman Mokbel  
BLOM BANK EGYPT

Omima Ragab  
HEGAZI LAW

Khaled Mahmoud Ragheb  
MENA ASSOCIATES,  
MEMBER OF AMERELLER  
RECHTSANWÄLTE

Said Ramadan Arafa  
EGYPTIAN FINANCIAL  
REGULATORY AUTHORITY

Ingy Rasekh  
MENA ASSOCIATES,  
MEMBER OF AMERELLER  
RECHTSANWÄLTE

Moatasem Rashed  
ORIENTAL WEAVERS

Tarek Fouad Riad  
KOSHERI, RASHED & RIAD

Bishoy Safwat  
KARIM ADEL LAW OFFICE

Sherif Safwat  
SAFWAT AND PARTNERS  
LEGAL CONSULTANTS

Nasser Said  
GREATER CAIRO  
WATER COMPANY

Ahmed Salah Hassan  
YOUSRY SALEH & PARTNERS

Yousry Saleh  
YOUSRY SALEH & PARTNERS

Ahmed Salem  
MISR SPINNING AND  
WEAVING COMPANY

Zeinab Samir  
AL KAMEL LAW OFFICE

Sara Samy  
TALAL ABU-GHAZALEH  
LEGAL (TAG-LEGAL)

Muhammad Omar Sarwy  
CHUBB

Heba Sedky  
BLOM BANK EGYPT

Mohamed Serry  
SERRY LAW OFFICE

Khalil Shaat  
MUNICIPALITY OF  
GREATER CAIRO

Doaa M. Shabaan  
INTERNATIONAL CENTER FOR  
LAW, INTELLECTUAL PROPERTY  
AND ARBITRATION (ICLIPA)

Abdallah Shalash  
ABDALLAH SHALASH & CO.

Ramy Shalash  
ABDALLAH SHALASH & CO.

Mohammad Shamroukh  
MINISTRY OF JUSTICE

Mostafa Shawky  
LEVARI IN ASSOCIATION  
WITH PITMANS LLP

Omar Sherif  
SHERIF SAAD LAW OFFICES  
FOR LEGAL & INTERNATIONAL  
CONSULTATIONS

Sharif Shihata  
SHALAKANY LAW OFFICE,  
MEMBER OF LEX MUNDI

Zeinab Shohdy  
KHODEIR, NOUR, & TAHA LAW  
FIRM, IN ASSOCIATION WITH  
AL TAMIMI & COMPANY

Mohamed Fakhry Shousha  
EGYPTIAN FINANCIAL  
REGULATORY AUTHORITY

Sylvia Sidrak  
ANDERSEN TAX &  
LEGAL IN EGYPT

Shaimaa Solaiman  
CHALLENGE LAW FIRM

Frédéric Soliman  
SOLIMAN, HASHISH  
AND PARTNERS

Gamalat Tabat  
MINISTRY OF FINANCE

Sameh Tabban  
ABDELLATIF LAW OFFICE

Mamdouh Taha  
GENERAL ORGANIZATION OF  
EXPORT & IMPORT CONTROL

Noha Taher  
MINISTRY OF FINANCE

Randa Tharwat  
NACITA CORPORATION

Mahmoud Wahba  
AL KAMEL LAW OFFICE

Haidy Waheed  
AM LAW FIRM

Hossam Younes  
MINISTRY OF TRADE  
AND INDUSTRY

Sara Youness  
TALAL ABU-GHAZALEH  
LEGAL (TAG-LEGAL)

Amr Youssef  
IBRACHY LEGAL CONSULTANCY

Sandra Youssef Hery  
AM LAW FIRM

Hend Zaghloul  
MENA ASSOCIATES,  
MEMBER OF AMERELLER  
RECHTSANWÄLTE

Darah Zakaria  
SHARKAWY & SARHAN  
LAW FIRM

Mona Zobaa  
MINISTRY OF INVESTMENT AND  
INTERNATIONAL COOPERATION

## EL SALVADOR

LEÓN SOL ARQUITECTOS

Francisco Armando Arias  
Rivera  
ARIAS

Mauricio Bernal  
AES EL SALVADOR

Abraham Bichara  
AES EL SALVADOR

Alexander Cader  
PWC

Felix Canizales  
ARIAS

Claudia Castellanos  
LA OFICINA DE PLANIFICACIÓN  
DEL ÁREA METROPOLITANA DE  
SAN SALVADOR (OPAMSS)

Christian Castro  
AES EL SALVADOR

Eduardo Iván Colucho Catota  
INNOVATIONS & INTEGRATED  
SOLUTIONS, SA DE CV

Luis Alfredo Cornejo Martínez  
CORNEJO & UMAÑA, LTDA  
DE CV—MEMBER OF RUSSELL  
BEDFORD INTERNATIONAL

Celina Cruz  
LA OFICINA DE PLANIFICACIÓN  
DEL ÁREA METROPOLITANA DE  
SAN SALVADOR (OPAMSS)

David Ernesto Claros Flores  
GARCÍA & BODÁN

Enrique Escobar  
LEXINCORP

Guillermo Escobar  
LEXINCORP

Roberta Gallardo de Cromeyer  
ARIAS

Emma Galvez  
GEMMA LOGISTICS

Jacqueline Galvez  
GEMMA LOGISTICS

Edwin Gálvez  
AES EL SALVADOR

Carlos Jose Guerrero  
INMUEBLES SA

Gerardo Guidos  
EXPERTIS

Guillermo Guidos  
EXPERTIS

Antonio Guirola Moze  
LEXINCORP

Erwin Alexander Haas  
Quinteros  
MH LEGAL ABOGADOS

Luis Roberto Hernández Arita  
HERNÁNDEZ ARITA INGENIEROS

Francisco Hurtado  
LOPEZ HURTADO SA

Benjamín Valdez Iraheta

Ligia Maria Lazo Ventura  
LAZO ARQUITECTOS  
ASOCIADOS

Thelma Dinora Lizama  
de Osorio  
SUPERINTENDENCIA DEL  
SISTEMA FINANCIERO

Mario Lozano  
ARIAS

Grisel Mancia  
SUPERINTENDENCIA DEL  
SISTEMA FINANCIERO

Cecilia Martinez  
GEMMA LOGISTICS

Francisco Martínez  
ROMERO PINEDA &  
ASOCIADOS, MEMBER  
OF LEX MUNDI

Guillermo Massana  
ATCASAL ASOCIACIÓN  
DE TRANSPORTISTAS DE  
CARGA DE EL SALVADOR

Luis Rodrigo Medina  
Hernandez  
MH LEGAL ABOGADOS

Luis Alonso Medina Lopez  
MH LEGAL ABOGADOS

Astrud María Meléndez de  
Chávez  
ASOCIACIÓN PROTECTORA  
DE CRÉDITOS DE EL  
SALVADOR (PROCRECITO)

Antonio R. Méndez-Llort  
ROMERO PINEDA &  
ASOCIADOS, MEMBER  
OF LEX MUNDI

Raúl Alberto García Mirón  
BUFETE GARCÍA MIRÓN & CÍA

Ricardo Molina  
NOVITAS

Fernando Montano  
ARIAS

Kenhy Alexandra Montenegro  
NASSAR ABOGADOS

Mario Moran  
M. REPRESENTACIONES

Jose Navas  
ALL WORLD CARGO, SA DE CV

Moises Orlando Pacas M.  
ATCASAL ASOCIACIÓN  
DE TRANSPORTISTAS DE  
CARGA DE EL SALVADOR

Geraldine Palma  
AES EL SALVADOR

Sergio Perez  
AES EL SALVADOR

Adriana Portillo  
LEXINCORP

Ana Patricia Portillo Reyes  
LATAMLEX—GUANDIQUE  
SEGOVIA QUINTANILLA

Evelyn Rico  
SIDISA

Emilio Rivera  
PWC

Carlos Roberto Rodríguez  
CONSORTIUM CENTRO  
AMERICA ABOGADOS

Rene Rodas  
GEMMA LOGISTICS

Otto Rodríguez Salazar  
LAWYER

Kelly Beatriz Romero  
NASSAR ABOGADOS

Mario Enrique Sáenz  
SÁENZ & ASOCIADOS

Jaime Salinas  
GARCÍA & BODÁN

Oscar Samour  
CONSORTIUM CENTRO  
AMERICA ABOGADOS

Ernesto Sánchez  
ARIAS

Alonso V. Saravia  
ASOCIACIÓN SALVADOREÑA  
DE INGENIEROS Y  
ARQUITECTOS (ASIA)

Oscar Torres  
GARCÍA & BODÁN

Laura Urrutia

Mauricio Antonio Urrutia  
SUPERINTENDENCIA DEL  
SISTEMA FINANCIERO

Julio César Vargas Solano  
GARCÍA & BODÁN

Karla Elizabeth Zelaya  
Rodríguez  
SUPERINTENDENCIA DEL  
SISTEMA FINANCIERO

Edward Zuñiga  
EY

## EQUATORIAL GUINEA

IMAGESA

SEGESA (SOCIEDAD  
DE ELECTRICIDAD DE  
GUINEA ECUATORIAL)

Elisabeth Ajamen  
BEAC SIÈGE

Maria Araújo  
VDA—VIEIRA DE ALMEIDA  
& ASSOCIADOS

N.J. Ayuk  
CENTURION LLP

Keseena Chengadu  
CENTURION LLP

Sinfiorano Ngomi Elomba  
PWC EQUATORIAL GUINEA

Marcel Jeutsop

Angel Mba Abeso  
CENTURION LLP

Jose Mbara  
PWC EQUATORIAL GUINEA

Paulino Mbo Obama  
OFICINA DE ESTUDIOS—ATEG

Ponciano Mbomio Nvó  
GABINETE JURIDICO DE  
PONCIANO MBOMIO NVO

Frida Ndong  
K5 FREEPORT OIL CENTRE

Angel Francisco Ela Ngomo  
Nchama  
JUZGADO DE INSTRUCCION  
DE BATA

Desiderio Nvono Mangué  
MALABO MUNICIPALITY

Nanda Nzambi  
PWC EQUATORIAL GUINEA

Antonio Ondo Obiang  
Mangué  
ARAB CONTRACTORS CO.

Zenika Sanogho  
PWC EQUATORIAL GUINEA

## ERITREA

Senai Andemariam  
BERHANE GILA-MICHAEL  
LAW FIRM

Berhane Gila Michael  
BERHANE GILA-MICHAEL  
LAW FIRM

Mewael Tekle  
DEPARTMENT OF ENERGY

## ESTONIA

ADVOKAADIBÜROO NOVE OÜ

Oliver Ämarik  
ADVOKAADIBÜROO  
SORAINEN AS

Aet Bergmann  
BNT ATTORNEYS-AT-LAW  
ADVOKAADIBÜROO OÜ

Nikita Divissenko  
TGS BALTIC

Ülleke Eerik  
ESTONIAN LAND BOARD

Alger Ers  
AE PROJEKTI INSENER

Carri Ginter  
ADVOKAADIBÜROO  
SORAINEN AS

Kristine Jarve  
DELOITTE ADVISORY AS

Andres Juss  
ESTONIAN LAND BOARD

Erica Kaldre  
HOUGH, HUTT & PARTNERS OÜ

Sander Kärson  
TGS BALTIC

Katre Kasepold  
ESTONIAN LOGISTICS AND  
FREIGHT FORWARDING  
ASSOCIATION

Raimo Klesment  
NJORD

Edward Kostjuk  
HOUGH, HUTT & PARTNERS OÜ

Villu Köve  
ESTONIAN SUPREME COURT

Tanja Kriisa  
PWC ESTONIA

Paul Künnap  
ADVOKAADIBÜROO  
SORAINEN AS

Arvo Kuusik  
HOUGH, HUTT & PARTNERS OÜ

Liisu Lell  
DELOITTE ADVISORY AS

Martti Lemendik  
METAPRINT LTD.

Hannes Lentsius  
PWC ESTONIA

Berit Loog  
MINISTRY OF JUSTICE

Karin Madisson  
ADVOKAADIBÜROO  
SORAINEN AS

Annika Mägiplöid  
ESTONIAN TAX AND  
CUSTOMS BOARD

Ants Mailend  
ADVOKAADIBÜROO  
SORAINEN AS

Kaps Meelis  
ELEKTREILEVI OÜ

Ege Metsandi  
CREDITINFO EESTI AS

Maris Milpak  
ADVOKAADIBÜROO  
SORAINEN AS

Sandra-Kristin Noot  
ELLEX RAIDLA  
ADVOKAADIBÜROO OÜ

Arne Ots  
ELLEX RAIDLA  
ADVOKAADIBÜROO OÜ

Olavi Ottenson  
DELOITTE ADVISORY AS

Kirsti Pent  
LAW OFFICE FORT

Kaisti Persidski  
ESTONIAN CHAMBER  
OF NOTARIES

Jelizaveta Rastorgujeva  
NJORD LAW FIRM

Martin-Johannes Raude  
ELLEX RAIDLA  
ADVOKAADIBÜROO OÜ

Tõnu Roosve  
ELEKTREILEVI OÜ

Piret Saartee  
CENTRE OF REGISTERS &  
INFORMATION SYSTEMS

Katrin Sarap  
NJORD LAW FIRM

Häli Sokk  
ADVOKAADIBÜROO  
SORAINEN AS

Lisette Suik  
ADVOKAADIBÜROO  
SORAINEN AS

Nele Suurmets  
ADVOKAADIBÜROO  
SORAINEN AS

Maris Tamp  
PWC ESTONIA

Maria Teder  
ELLEX RAIDLA  
ADVOKAADIBÜROO OÜ

Triin Toom  
ADVOKAADIBÜROO  
SORAINEN AS

Veikko Toomere  
NJORD LAW FIRM

Silvia Urgas  
TGS BALTIC

Kai Vainola  
ADVOKAADIBÜROO  
SORAINEN AS

Ingmar Vali  
CENTRE OF REGISTERS &  
INFORMATION SYSTEMS

Hannes Vallikivi  
DERLING

Paul Varul  
TGS BALTIC

Peeter Viirsalu  
TGS BALTIC

Kaija Vill  
ELEKTREILEVI OÜ

## ESWATINI

Samkelo Chauca  
KOBLA QUASHIE AND  
ASSOCIATES

M. Pendulo Pepe Dlamini  
P.M. DLAMINI ATTORNEYS

Veli Dlamini  
INTERFREIGHT PTY. LTD.

Earl John Henwood  
HENWOOD & COMPANY

Andrew Linsey  
PWC SWAZILAND

Mangaliso Magagula  
MAGAGULA & HLOPHE

Gugu Mahlinza  
SWAZILAND REVENUE  
AUTHORITY

Gabsile Maseko  
ROBINSON BERTRAM

Thabiso Masina  
DEEDS REGISTRY

Sabelo Masuku  
HOWE MASUKU  
NSIBANDE ATTORNEYS

Steve Mitchell  
MIMA

Kenneth J. Motsa  
ROBINSON BERTRAM

Nozipho Msibi  
FEDERATION OF SWAZILAND  
EMPLOYERS AND CHAMBER  
OF COMMERCE

Kobla Quashie  
KOBLA QUASHIE AND  
ASSOCIATES

José Rodrigues  
RODRIGUES & ASSOCIATES

Sydney Simelane  
SURVEYOR GENERAL  
DEPARTMENT, MINISTRY  
OF NATURAL RESOURCES  
AND ENERGY

Pieter Smoor  
INTEGRATED DEVELOPMENT  
CONSULTANTS (IDC)

John Thomson  
MORMOND ELECTRICAL  
CONTRACTORS

Manene Thwala  
THWALA ATTORNEYS

Joseph Waring  
WARING ATTORNEYS

Patricia Zwane  
TRANSUNION ITC  
SWAZILAND PTY. LTD.

## ETHIOPIA

MIZAN CONSULTANCY &  
ACCOUNTANCY SERVICE

TARGET BUSINESS CONSULTANT

Dagnachew Tesfaye Abetew  
DAGNACHEW TEFAYE  
AND MAHLET MESGANAW  
LAW OFFICE

Tegene Adise  
CITY ADMINISTRATION  
OF ADDIS ABABA—  
CONSTRUCTION BUREAU

Wegderes Agonafir  
WEGDERES NIGUSIE  
CHARTERED CERTIFIED  
ACCOUNTANT &  
CERTIFIED AUDIT FIRM

Siraj Ahmed  
PACKFORD INTERNATIONAL

Ato Melese Aleka  
CONSTRUCTION PERMIT AND  
CONTROL AUTHORITY

Girma Alemu Mengesha  
ASSEFA & ASSOCIATES

Assefa Ali Beshir  
ASSEFA & ASSOCIATES

Wendwesen Alula  
CITY ADMINISTRATION  
OF ADDIS ABABA—  
CONSTRUCTION BUREAU

Ashenafi Tarekegn Asfaw

Shumet Asmamaw  
CITY ADMINISTRATION  
OF ADDIS ABABA—  
CONSTRUCTION BUREAU

Sisay Asres  
FLK TRADING PLC

Yodit Assefa  
THE MOTOR &  
ENGINEERING COMPANY

Ato Awoke Asfaw  
AWOKE ASFAW AUTHORIZED  
ACCOUNTING

Atkilit Bekele  
MESFIN TAFESSE AND  
ASSOCIATES LAW OFFICE

Fekadu Bekele  
ETHIOPIA REVENUES AND  
CUSTOMS AUTHORITY (ERCA)

Nega Binalfew  
BINALFEW LAW FIRM

Hanna Betachew Birhanu  
MEHRTEAB LEUL & ASSOCIATES

Semere Wolde Bonger  
NATIONAL BANK OF ETHIOPIA

Hailu Burayu  
LAWYER

Dawit Daniel  
HD ETHIOPIAN COFFEE  
TRADING PLC

Wondwossen Degefa  
ETHIOPIA REVENUES AND  
CUSTOMS AUTHORITY (ERCA)

Addis Demeke  
CITY ADMINISTRATION  
OF ADDIS ABABA—  
CONSTRUCTION BUREAU

Nebiyu Desta Nebiyu  
Temesgen Eridaw  
CITY ADMINISTRATION  
OF ADDIS ABABA—  
CONSTRUCTION BUREAU

Fekadu Gebremeskel  
FEKADU PETROS LEGAL SERVICE

Simon Getachew Kassaye  
PWC

Berhane Ghebray  
BERHANE GHEBRAY  
& ASSOCIATES

Yared Guta

Asheber Hailelassie  
TRANS ETHIOPIA PLC—TEPLCO

Nuru Hassen  
TRANS ETHIOPIA PLC—TEPLCO

Dawit Hundesa  
CITY ADMINISTRATION  
OF ADDIS ABABA—  
CONSTRUCTION BUREAU

Apollo Karumba  
PWC KENYA

Ato Kassim Fite  
STATE OF OROMIA URBAN  
LAND TENURE REGISTRATION  
& INFORMATION AGENCY

Wouhib Kebede  
WOUHIB KEBEDE  
AND ASSOCIATES

Yosef Kebede  
DASHEN BANK S.C.

Belay Ketema  
BELAY KETEMA LAW OFFICE

Mehrteab Leul  
MEHRTEAB LEUL & ASSOCIATES

Michael Mamo  
ADDIS EXPORTER

Getnet Yawkal Mebratu  
GETNET YAWKAL LAW OFFICE

Misrak Mengesha  
PACKFORD INTERNATIONAL

Alem Mengsteab  
ETHIOPIAN GENERAL  
INSTALLATION SUPPLY

Habtewold Menkir  
HABTEWOLD MENKIR AND  
CO. CHARTERED CERTIFIED  
ACCOUNTANT'S (UK)  
AUTHORIZED AUDITORS

Dula Merera

Mahlet Mesganaw Getu  
DAGNACHEW TEFAYE  
AND MAHLET MESGANAW  
LAW OFFICE

Mekdes Mezgebu  
MESFIN TAFESSE AND  
ASSOCIATES LAW OFFICE

Nureddin Mohammed

Titus Mukora  
PWC KENYA

Yonas Mulatu  
MESFIN TAFESSE AND  
ASSOCIATES LAW OFFICE

Tariku Oljira  
DAYE BENSA EXPORT PLC

Habte Petros  
YICHALAL TRANSIT  
SERVICE AND FREIGHT  
FORWARDING PLC

Nigussie Seid  
ETHIOPIA REVENUES AND  
CUSTOMS AUTHORITY (ERCA)

Meklit Seifu  
DELNESSAHOU  
TADESSE—COUNSELOR  
AND ATTORNEY-AT-LAW

Biruh Setargew  
PWC

Kebede Shai  
ETHIOPIA REVENUES AND  
CUSTOMS AUTHORITY (ERCA)

Mekdes Shiferaw  
GREEN INTERNATIONAL  
LOGISTIC SERVICES

Getu Shiferaw Deme  
MEHRTEAB LEUL & ASSOCIATES

Wondwossen Sintayehu  
ASSETKEY PLC

Menelik Solomon  
DASHEN BANK S.C.

Delnessahou Tadesse  
DELNESSAHOU  
TADESSE—COUNSELOR  
AND ATTORNEY-AT-LAW

Fasil Tadesse  
FLK TRADING PLC

Mesfin Tafesse  
MESFIN TAFESSE AND  
ASSOCIATES LAW OFFICE

Meskelu Tamrat  
CITY ADMINISTRATION  
OF ADDIS ABABA—  
CONSTRUCTION BUREAU

Kenawak Taye  
MESFIN TAFESSE AND  
ASSOCIATES LAW OFFICE

Solomon Demissie Tegegn  
NET ENGINEERING  
CONSULTANCY



Gaim Yibrah Tesema  
*GAIM YIBRAH*

Seyoum Yohannes Tesfay  
*GETS LAW OFFICE*

Gizeshwork Tessema  
*GIZE PLC*

Wossenyeleh Tigu  
*MESFIN TAFESSE AND ASSOCIATES LAW OFFICE*

Getahun Walelgn  
*MESFIN TAFESSE AND ASSOCIATES LAW OFFICE*

Fasil Woldeyohannes  
*GIRMA AND FASIL AUDIT SERVICE PARTNERSHIP*

Tameru Wondmagegnehu  
Getahun Worku  
*LAWYER*

Mekidem Yehiyes  
*MESFIN TAFESSE AND ASSOCIATES LAW OFFICE*

Demeke Zegeye  
*CITY ADMINISTRATION OF ADDIS ABABA—CONSTRUCTION BUREAU*

Sintayehu Zeleke  
*FEDERAL HIGH COURT*

## FIJI

Eddielin Almonte  
*PWC FIJI*

Lisa Apted  
*KPMG*

Nicholas Barnes  
*MUNRO LEYS*

Jone Cavubati  
*FUJI EXPORT COUNCIL*

Rhea Chand  
*MUNRO LEYS*

Sangeeta Chand  
*MINISTRY OF JUSTICE*

Suresh Chandra  
*MC LAWYERS*

William Wylie Clarke  
*HOWARDS LAWYERS*

Visvanath Das  
*FUJI REVENUE AND CUSTOMS SERVICE*

Anthony Frazier

Dilip Jamnadas  
*JAMNADAS AND ASSOCIATES*

Jerome Kado  
*PWC FIJI*

Mohammed Afzal Khan  
*KHAN & CO. BARRISTERS & SOLICITORS*

Emily King  
*MUNRO LEYS*

Peter Ian Knight  
*CROMPTONS SOLICITORS*

Madhulesh Lakhan  
*WILLIAMS & GOSLING LTD.*

Tamiana Low  
*MUNRO LEYS*

Hemendra Nagin  
*SHERANI & CO.*

Jon Orton  
*ORTON ARCHITECTS*

Pradeep Patel  
*BDO*

Ramesh Prasad Lal  
*CARPENTERS SHIPPING*

Mele Rakai  
*SHERANI & CO.*

Rahul Ral  
*CARPENTERS SHIPPING*

Janet Raman  
*MUNRO LEYS*

Jagindar Singh  
*CARPENTERS SHIPPING*

James Sloan  
*SIWATBAU & SLOAN*

Narotam Solanki  
*PWC FIJI*

Jone Vuli  
*WESTPAC BANKING CORPORATION*

## FINLAND

Manne Airaksinen  
*ROSCHIER ATTORNEYS LTD.*

Timo Airisto  
*WHITE & CASE*

Petri Avikainen  
*WHITE & CASE*

Hillevi Ekstrom  
*OY NIKLASHIPPING LTD.*

Esa Halmari  
*HEDMAN PARTNERS*

Johanna Haltia-Tapio  
*HANNES SNELLMAN ATTORNEYS LTD.*

Seppo Havia  
*DITTMAR & INDRENIUS*

Harri Hirvonen  
*PWC FINLAND*

Henni Hokkanen  
*EVERSHEDS ATTORNEYS LTD.*

Jussi Hulkkonen  
*FINNISH NATIONAL BOARD OF CUSTOMS*

Pekka Jaatinen  
*CASTRÉN & SNELLMAN ATTORNEYS LTD.*

Juuso Jokela  
*SUOMEN ASIAKASTIETO OY*

Mika Karppinen  
*HANNES SNELLMAN ATTORNEYS LTD.*

Katarina Kasi  
*EVERSHEDS ATTORNEYS LTD.*

Marta Kauppinen  
*HANNES SNELLMAN ATTORNEYS LTD.*

Lalli Knuutila  
*FINNISH PATENT AND REGISTRATION OFFICE*

Milla Kokko-Lehtinen  
*PWC FINLAND*

Lisa Koskela  
*DITTMAR & INDRENIUS*

Jukka-Pekka Kunnari  
*ROSCHIER ATTORNEYS LTD.*

Pia Laaksonen  
*WHITE & CASE*

Kaisa Lampu  
*PWC FINLAND*

Patrik Lindfors  
*LINDFORS & CO. ATTORNEYS-AT-LAW LTD.*

Patrick Lindgren  
*LAW OFFICE ADVOCARE*

Jaakko Majjala  
*RUSSELL BEDFORD INTERNATIONAL*

Olli Mäkelä  
*HANNES SNELLMAN ATTORNEYS LTD.*

Kimmo Mettälä  
*KROGERUS ATTORNEYS LTD.*

Linda Miettinen  
*EVERSHEDS ATTORNEYS LTD.*

Mia Morkkila  
*ROSCHIER ATTORNEYS LTD.*

Ilari Mustonen  
*CASTRÉN & SNELLMAN ATTORNEYS LTD.*

Janne Nurminen  
*ROSCHIER ATTORNEYS LTD.*

Emma Nyssölä  
*WHITE & CASE*

Julia Parikka  
*HANNES SNELLMAN ATTORNEYS LTD.*

Sampsa Pekkinen  
*ROSCHIER ATTORNEYS LTD.*

Arttur Puoskari  
*WHITE & CASE*

Mikko Rajala  
*BIRD & BIRD ATTORNEYS LTD.*

Vuokko Rajamäki  
*ROSCHIER ATTORNEYS LTD.*

Krista Rekola  
*WHITE & CASE*

Ingrid Rimmelgas  
*ROSCHIER ATTORNEYS LTD.*

Jasse Ritakallio  
*LINDFORS & CO. ATTORNEYS-AT-LAW LTD.*

Mikael Ruotsi  
*HEDMAN PARTNERS*

Petri Seppälä  
*PWC FINLAND*

Nikolas Sjöberg  
*KROGERUS ATTORNEYS LTD.*

Tuomo Tantt  
*PWC FINLAND*

Toivo Utso  
*HELSINKI ENTERPRISE AGENCY*

Tuuli Vapaavuori-Vartiainen  
*EVERSHEDS ATTORNEYS LTD.*

Seija Vartiainen  
*PWC FINLAND*

Marko Vuori  
*KROGERUS ATTORNEYS LTD.*

Anu Waaralinn  
*ROSCHIER ATTORNEYS LTD.*

Gunnar Westerlund  
*ROSCHIER ATTORNEYS LTD.*

## FRANCE

ALLEZ & ASSOCIÉS

GTE

MAIRIE DE PARIS

UNION FRANÇAISE DE L'ÉLECTRICITÉ

Nadhia Ameziane  
*DENTONS*

Bruno Amigues  
*AMIGUES AUBERTY JOUARY POMMIER*

Yves Ardaillou  
*BERSAY ASSOCIÉS*

Anne-Valérie Attias-Assoulène  
*PWC SOCIÉTÉ D'AVOCATS*

Julien Bellapianta  
*ATS INTERNATIONAL*

Hervé Beloeuvre  
*FIDUCIAIRE BELOEUVRE ET ASSOCIÉS*

Anis Benissad  
*LANOUAR PARTNERS*

Florence Bequet-Abdou  
*PWC SOCIÉTÉ D'AVOCATS*

Pierre Binon  
*BANQUE DE FRANCE*

Andrew Booth  
*ANDREW BOOTH ARCHITECT*

Nicolas Bréham  
*RTE INTERNATIONAL*

Patricia Cadet-Racinoux  
*ELECTRICITÉ RÉSEAU DISTRIBUTION FRANCE*

Isabelle-Victoria Carbuccia  
*IVCH LAW*

Frédéric Cauvin  
*PWC SOCIÉTÉ D'AVOCATS*

Jean-Pierre Clavel  
*SCP JEAN-PIERRE CLAVEL*

Stephan de Groër  
*JEANTET AARPI*

Jean-Paul Decorps  
*ETUDE MAÎTRE JEAN-PAUL DECORPS*

Guillaume Delord  
*MAYER BROWN INTERNATIONAL LLP*

Djaffer Douliche  
*CABINET RCA*

Segolene Dufetel  
*MAYER BROWN INTERNATIONAL LLP*

Jean-Marc Dufour  
*FRANCE ECOMMERCE INTERNATIONAL*

Odile Dupeyré  
*SOLVEIG AVOCATS*

Philippe Durand  
*PWC SOCIÉTÉ D'AVOCATS*

Benoit Fauvelet  
*BANQUE DE FRANCE*

Ingrid Fauvelière  
*JEANTET AARPI*

Ivan Féron  
*PWC SOCIÉTÉ D'AVOCATS*

Louis Feuillée  
*WHITE & CASE*

Nataline Fleury  
*ASHURST LLP*

Lionel Galliez  
*CONSEIL SUPÉRIEUR DU NOTARIAT (PARIS)*

Nassim Ghalimi  
*VEIL JOURDE*

Régine Goury  
*MAYER BROWN INTERNATIONAL LLP*

François Grenier

Kevin Grossmann  
*CABINET GROSSMANN*

Mahmoud Hassen  
*LAWYER*

Karl Hepp de Sevelinges  
*JEANTET AARPI*

Pierre Herné  
*CABINET HERNÉ*

Marc Jobert  
*JOBERT & ASSOCIÉS*

Philippe Jouary  
*AMIGUES AUBERTY JOUARY POMMIER*

Abdelmalek Kherbachene  
*LANOUAR PARTNERS*

Eva Kopelman  
*GIDE LOYRETTE NOUËL, MEMBER OF LEX MUNDI*

Ruben Koslar  
*JEANTET AARPI*

Paul Lafuste  
*VEIL JOURDE*

Mohamed Lanouar  
*LANOUAR PARTNERS*

Daniel Arthur Laprès  
*AVOCAT À LA COUR D'APPEL DE PARIS*

Annie Le Berre  
*PWC SOCIÉTÉ D'AVOCATS*

Alann Le Guillou  
*WHITE & CASE*

Elsa Lourdeau  
*MAYER BROWN INTERNATIONAL LLP*

Alexandre Majbruch  
*DENTONS*

Wladimir Mangel  
*MAYER BROWN INTERNATIONAL LLP*

Frédéric Mercier  
*MATHEZ TRANSPORTS INTERNATIONAUX SA*

Corinne Millot-Dumazert  
*BANQUE DE FRANCE*

Nathalie Morel  
*MAYER BROWN INTERNATIONAL LLP*

Nathalie Nègre-Eveillard  
*WHITE & CASE*

Michel Nisse  
*PWC SOCIÉTÉ D'AVOCATS*

Catherine Ottaway  
*HOCHE SOCIÉTÉ D'AVOCATS*

Hugo Pascal  
*GIDE LOYRETTE NOUËL, MEMBER OF LEX MUNDI*

Arnaud Pelpel  
*PELPEL AVOCATS*

Thomas Philippe  
*MAYER BROWN INTERNATIONAL LLP*

Marie-Hélène Pinard-Fabro  
*PWC SOCIÉTÉ D'AVOCATS*

Jean-François Riffard  
*UNIVERSITÉ CLERMONT AUVERGNE, ÉCOLE DU DROIT*

Nicolas Rontchevsky  
*AVOCAT ET PROFESSEUR AGRÉGÉ DES FACULTÉS DE DROIT*

Pierre-Yves Rossignol  
*SCP GRANRUT AVOCATS*

Guillaume Rougier-Brierre  
*GIDE LOYRETTE NOUËL, MEMBER OF LEX MUNDI*

Philippe Roussel Galle  
*UNIVERSITÉ PARIS DESCARTES*

Abibatou Samb-Diouck  
*ETUDE SAMB-DIOUCK*

Michael Samol  
*JEANTET AARPI*

Laure Sans  
*WHITE & CASE*

Pierre-Nicolas Sanzey  
*STEPHENSON HARWOOD*

Emmanuel Schulte  
*BERSAY ASSOCIÉS*

Maxime Simonnet  
*DENTONS*

Isabelle Smith Monnerville  
SMITH D'ORIA

Lionel Spizzichino  
WILLKIE FARR &  
GALLAGHER LLP

Antoine Tadros  
WHITE & CASE

Pierre Tarrade  
CONSEIL SUPÉRIEUR DU  
NOTARIAT (PARIS)

Antoine Tsekenis  
SMITH D'ORIA

Jean-Marc Valot  
BEYLOUNI CARBASSE  
GUÉNY VALOT VERNET

Frederic Varin  
FRÉDÉRIC VARIN ET CLAUDIA  
VARIN NOTAIRES ASSOCIÉS

François Vergne  
GIDE LOYRETTE NOUËL,  
MEMBER OF LEX MUNDI

Déborah Viaud  
HOCHÉ SOCIÉTÉ D'AVOCATS

Ronène Zana  
PWC SOCIÉTÉ D'AVOCATS

Stephane Zecevic  
LES NOTAIRES DU  
QUAI VOLTAIRE

## GABON

BOLLORE TRANSPORT  
& LOGISTICS GABON

CONSERVATION DE LA  
PROPRIÉTÉ FONCIÈRE ET  
DES HYPOTHÈQUES

MAIRIE DE LIBREVILLE  
MUNICIPALITÉ DE LIBREVILLE

Ahmat Abdoulsalam  
ACCOUNTING MANAGEMENT

Y.A. Adetona  
CABINET FIDEXCE

Angéla Adibet  
DELOITTE JURIDIQUE ET FISCAL

Elisabeth Ajamen  
BEAC SIÈGE

Marcellin Massila Akendengue  
SOCIÉTÉ D'ÉNERGIE ET  
D'EAU DU GABON (SEEG)

Madeleine Berre  
DELOITTE JURIDIQUE ET FISCAL

Jean-Pierre Bozec  
PROJECT LAWYERS

Nicolas Chevrinais  
EY FFA JURIDIQUE ET FISCAL

Regine D'Almeida Mensah  
OHADA LEGIS

Samuella Do Rego  
PRICEWATERHOUSECOOPERS  
TAX & LEGAL SA

Anais Edzang Pouzere  
PRICEWATERHOUSECOOPERS  
TAX & LEGAL SA

Gilbert Erangah  
ETUDE MAÎTRE ERANGAH

Augustin Fang  
CABINET AUGUSTIN FANG

Anne Gey Bekale  
ETUDE MAÎTRE GEY BEKALE

Louis Pascal Mbighi  
MINISTÈRE DE L'ÉCONOMIE

Jean-Joel Mebaley  
DESTINY EXECUTIVES  
ARCHITECTS—AGENCE  
DU BORD DE MER

Davy Mendoume  
MINISTÈRE DE L'ÉCONOMIE

Marc Mihindou  
FEAG CABINET D'EXPERTISE  
COMPTABLE

Yannick Mokanda  
MINISTÈRE DE L'ÉCONOMIE

Abel Mouloungui  
ETUDE MAÎTRE ABEL  
MOULOUNGUI

Clotaire N'dong  
MINISTÈRE DE L'ÉCONOMIE,  
DU COMMERCE, DE  
L'INDUSTRIE ET DU TOURISME

François Nguema Ebane  
CABINET ATELIER SA

Patrick Nzambe  
DIRECTION GÉNÉRALE DES  
DOUANES ET DROITS INDIRECTS

Jean Serge Ogoula  
CELLULE E-TAXES

Fulgence Ongama  
TRIBUNAL DE PREMIÈRE  
INSTANCE DE LIBREVILLE

Laurent Pommera  
PRICEWATERHOUSECOOPERS  
TAX & LEGAL SA

Hantamalala Rabarijaona  
JOHN W. FFOOKS & CO.

Valene Ramses  
RAMSES

Christophe Adrien Relongoué  
PRICEWATERHOUSECOOPERS  
TAX & LEGAL SA

Christian Solofosaona  
FEAG CABINET D'EXPERTISE  
COMPTABLE

Ines Vaz  
PRICEWATERHOUSECOOPERS  
TAX & LEGAL SA

Laetitia Yuinang  
OLAM INTERNATIONAL

## GAMBIA, THE

Victoria Andrews  
FARAGE ANDREWS  
LAW PRACTICE

Malick Bah  
NATIONAL ENVIRONMENT  
AGENCY

Janko Bass  
DT ASSOCIATES, INDEPENDENT  
CORRESPONDENCE FIRM  
OF DELOITTE TOUCHE  
TOHMATSU LIMITED

Abdul Aziz Bensouda  
AMIE BENSOUA & CO.

Amie N.D. Bensouda  
AMIE BENSOUA & CO.

Odzangbateh Nutifafa Dake  
PWC GHANA

Ida Denise Drameh  
IDA D. Drameh & ASSOCIATES

Loubna Farage  
FARAGE ANDREWS  
LAW PRACTICE

Dzidzedze Fiadjoe  
PWC GHANA

Sarane Hydera  
MAHFOUS ENGINEERING  
CONSULTANTS

Momodou Jallow  
AMIE BENSOUA & CO.

Lamin S. Jatta  
ACCORD ASSOCIATES

Kebsba Jobe  
DABANI ELECTRICAL  
ENTERPRISE

Sulayman M. Joof  
S.M. JOOF AGENCY

Basiru Kareem  
DT ASSOCIATES, INDEPENDENT  
CORRESPONDENCE FIRM  
OF DELOITTE TOUCHE  
TOHMATSU LIMITED

Abdoullah Konateh  
MAHFOUS ENGINEERING  
CONSULTANTS

George Kwatia  
PWC GHANA

Patricia Leers  
A-LAW INTERNATIONAL  
LAW FIRM

Anna Njie  
AMIE BENSOUA & CO.

Clement Okey  
PWC GHANA

Baboucar Owl  
NATIONAL WATER AND  
ELECTRICITY COMPANY LTD.

Sydney Riley  
OFFICE LEGAL CHAMBERS

Janet Ramatoulie Sallah-Njie  
TORODO CHAMBERS

Aji Penda B. Sankareh  
DT ASSOCIATES, INDEPENDENT  
CORRESPONDENCE FIRM  
OF DELOITTE TOUCHE  
TOHMATSU LIMITED

Bakary Sanneh  
DEPARTMENT OF PHYSICAL  
PLANNING AND HOUSING

Famara Singhateh  
A-LAW INTERNATIONAL  
LAW FIRM

Salieu Taal  
TEMPLE LEGAL PRACTITIONERS

## GEORGIA

Sandro Bakhsoliani  
INSTA LLC

David Bardavelidze  
OCEANNET GEORGIA LTD.

Lasha Beraia  
RUSTAVI METALLURGICAL  
PLANT

Levan Berdzenishvili  
GEORGIAN TRANS  
EXPEDITION LTD.

Tatia Berekashvili  
MINISTRY OF ECONOMY AND  
SUSTAINABLE DEVELOPMENT

Nino Berianidze  
MINISTRY OF ECONOMY AND  
SUSTAINABLE DEVELOPMENT

Revaz Beridze  
MCGILL

Sandro Bibilashvili  
BGI LEGAL

Arsen Bortsvadze  
AMPER CO. ENERGY  
SOLUTIONS

Anna Chikovani  
DECHERT GEORGIA LLC

Ekaterine Danelia  
NODIA, URUMASHVILI  
& PARTNERS

Valerian Davitaia  
GEORGIAN STOCK EXCHANGE

Rusudan Dochviri  
TELASI

Khatia Esebua  
ALLIANCE GROUP HOLDING

Mariam Gabashvili  
MCGILL

Teymuraz Gamrekelashvili  
TELASI

Archil Giorgadze  
DECHERT GEORGIA LLC

Givi Giorgadze  
INVESTORS COUNCIL

Denis Glushak  
VENI LTD.

Lasha Gogiberidze  
BGI LEGAL

Marika Gogoladze  
NOTARY CHAMBER  
OF GEORGIA

Alexander Gomiashvili  
JSC CREDIT INFO GEORGIA

Goga Gujejiani

Nana Gurgenedze  
LEGAL PARTNERS  
ASSOCIATED (LPA) LLC

Eter Iosebidge

Tamar Jikia  
DECHERT GEORGIA LLC

George Jugeli  
INVESTORS COUNCIL

David Kakabadze  
GEORGIAN LEGAL  
PARTNERSHIP LAW FIRM

Grigol Kakauridze  
MINISTRY OF ECONOMY AND  
SUSTAINABLE DEVELOPMENT

Nikoloz Kakauridze  
AZIMUTI LTD.

David Kakhiani  
MONTAGE GEORGIA

Irakli Kandashvili

Mari Khardziani  
NATIONAL AGENCY OF  
PUBLIC REGISTRY

Ani Khojelani  
BGI LEGAL

Dachi Kinkladze  
GEORGIA REVENUE SERVICE

Nino Kotishadze  
LEGAL PARTNERS  
ASSOCIATED (LPA) LLC

Aieti Kukava  
ALLIANCE GROUP HOLDING

Nino Kvinikadze  
NODIA, URUMASHVILI  
& PARTNERS

Danelia Lasha  
AZIMUTI LTD.

Ela Lekishvili  
F-CHAIN

Irakli Lekishvili  
TOYOTA CAUCASUS LLC

Tea Loladze  
MINISTRY OF ECONOMY AND  
SUSTAINABLE DEVELOPMENT

Mirab-Dmitry Lomadze

Sofia Machaladze  
MCGILL

Amiran Makaradze  
BEGIASHVILI & CO.  
LIMITED LAW OFFICES

Irakli Mamaladze  
TEGETA MOTORS

Elnur Mammadov

Nicola Mariani  
DECHERT GEORGIA LLC

Elene Mebonia  
LEGAL PARTNERS  
ASSOCIATED (LPA) LLC

Salome Meladze  
BGI LEGAL

Roin Migrauli  
LAW OFFICE MIGRAULI  
& PARTNERS

Giorgi Mikautadze  
TBILISI CITY COURT

Ia Mikhelidze  
GEORGIA REVENUE SERVICE

Tamar Morchiladze  
BGI LEGAL

Kakhober Nariashvili

Sophie Natroshvili  
BGI LEGAL

Lasha Nodia,  
URUMASHVILI  
& PARTNERS

Tamta Nutsubidze  
BEGIASHVILI & CO.  
LIMITED LAW OFFICES

Maia Okruashvili  
GEORGIAN LEGAL  
PARTNERSHIP LAW FIRM

Tamta Otiaashvili  
MINISTRY OF ECONOMY AND  
SUSTAINABLE DEVELOPMENT

George Paresishvili  
GEORGIAN STOCK EXCHANGE

Simon Parsons  
PWC GEORGIA

Nathia Sakhokia  
NATIONAL BUREAU  
OF ENFORCEMENT

Levan Samanishvili  
OCEANNET GEORGIA LTD.

Mikheil Sarjveladze  
MINISTRY OF JUSTICE

Manzoor Shah  
GLOBALINK LOGISTICS GROUP

Edvard Shermadini  
GEORGIAN FARMERS'  
ASSOCIATION

Irina Sigua  
GEORGIA REVENUE SERVICE

Tea Sonishvili  
MINISTRY OF ECONOMY AND  
SUSTAINABLE DEVELOPMENT

Giorgi Tavartkiladze  
DELOITTE

Tamara Tevdoradze  
BGI LEGAL

Antonina Tselovalnikova  
GIANTI LOGISTICS

Vakhtang Tsintsadze  
MINISTRY OF ECONOMY AND  
SUSTAINABLE DEVELOPMENT

Tamar Tvildiani  
TOYOTA CAUCASUS LLC

Kote Ukleba  
ELECTRICAL SERVICE GROUP

Samson Uridia  
GEORGIA REVENUE SERVICE

Ana Utsunashvili  
NATIONAL BUREAU  
OF ENFORCEMENT

Zviad Voshakidze  
TELASI

**GERMANY**

DIAZ REUS &amp; TARG LLP

STROMNETZ BERLIN GMBH

Cihangir Agdemir  
REED SMITH LLPChristoph Auchter  
SHEARMAN & STERLING LLPMarc Bäumer  
REED SMITH LLPAnna-Lena Baur  
GSK STOCKMANN + KOLLEGENFrancis Bellen  
REED SMITH LLPHenning Berger  
WHITE & CASEJennifer Bierly  
GSK STOCKMANN + KOLLEGENJustus Binder  
REED SMITH LLPUlrike Elisabeth Bischof  
REED SMITH LLPHeiko Büsing  
PRICEWATERHOUSECOOPERS  
LEGAL AKTIENGESSELLSCHAFT  
RECHTSANWALTSGESELLSCHAFTThomas Büssow  
PWC GERMANYChristiane Conrads  
PRICEWATERHOUSECOOPERS  
LEGAL AKTIENGESSELLSCHAFT  
RECHTSANWALTSGESELLSCHAFTHelge Dammann  
PRICEWATERHOUSECOOPERS  
LEGAL AKTIENGESSELLSCHAFT  
RECHTSANWALTSGESELLSCHAFTSercan Özer Demiral  
KIRKLAND & ELLIS LLPDuc Anh Do  
ARVIGOR TRADING  
& CO. GMBHAndreas Eckhardt  
PRICEWATERHOUSECOOPERS  
LEGAL AKTIENGESSELLSCHAFT  
RECHTSANWALTSGESELLSCHAFTSigrun Erber-Faller  
NOTARE ERBER-FALLER  
UND VORANJohann-Friedrich Fleisch  
KANZLEI FLEISCHAlexander Freiherr von Aretin  
GRAF VON WESTPHALEN  
RECHTSANWÄLTE  
PARTNERSCHAFTSimon Grieser  
REED SMITH LLPJane Grinblat  
REED SMITH LLPAndrea Gruss  
MERGET + PARTNERKlaus Günther  
OPPENHOFF & PARTNERMarc Alexander Häger  
OPPENHOFF & PARTNERRobin Hallbow  
PWC GERMANYSebastian Harder  
PRICEWATERHOUSECOOPERS  
LEGAL AKTIENGESSELLSCHAFT  
RECHTSANWALTSGESELLSCHAFTMaximilian Heufelder  
KIRKLAND & ELLIS LLPTina Hoffmann  
MAYER BROWN LLPGötz-Sebastian Hök  
DR. HÖK STIEGLMEIER  
& PARTNERElke Holthausen-Dux  
MOCK PARTNERSCHAFT VON  
RECHTSANWÄLTEN MBBRalph Hummel  
AVOCADO RECHTSANWÄLTEMarkus Jakobý  
JAKOBY RECHTSANWÄLTEVolker Kammel  
REED SMITH LLPJohann Klein  
BEEH & HAPPICH GMBH—  
MEMBER OF RUSSELL  
BEDFORD INTERNATIONALAlexander Kollmorgen  
K&L GATES LLPJörg Kraffell  
WHITE & CASEIris Kruse  
REED SMITH LLPErnst-Otto Kuchenbrandt  
DEUTSCHE BUNDESBANKBaerbel Kuhlmann  
EYClaudia Kuhn  
REED SMITH LLPAndreas Lange  
MAYER BROWN LLPPeter Limmer  
NOTARE DR. LIMMER  
& DR. FRIEDERICHSteffen Lindemann  
MAYER BROWN LLPKevin Löffler  
SHEARMAN & STERLING LLPAndreas Löhdefink  
SHEARMAN & STERLING LLPSacha Lürken  
KIRKLAND & ELLIS LLPRoland Maaß  
LATHAM & WATKINS LLPNora Matthaui  
AVOCADO RECHTSANWÄLTEWerner Meier  
SIMMONS & SIMMONS LLPFrank Mizera  
REED SMITH LLPMarius Moeller  
PWC GERMANYRositsa Nacheva  
KIRKLAND & ELLIS LLPWolfgang Nardi  
KIRKLAND & ELLIS LLPMartin Ostermann  
MAGMA ARCHITECTUREDirk Otto  
DENK RECHTSANWÄLTENadine Pieper  
MAYER BROWN LLPJohn Piotrowski  
JAKOBY RECHTSANWÄLTEMoritz Pottek  
PRICEWATERHOUSECOOPERS  
LEGAL AKTIENGESSELLSCHAFT  
RECHTSANWALTSGESELLSCHAFTAnselm Reinertshofer  
REED SMITH LLPSebastian Reinsch  
JANKE & REINSCHMalte Richter  
MAYER BROWN LLPMartina Rothe  
ASHURST LLPJohn-Patrick Scherer  
LATHAM & WATKINS LLPPhilip Schmidt  
REED SMITH LLPJustus Schmidt-Ott  
RAUE LLPVolker Schwarz  
HEUSSEN  
RECHTSANWALTSGESELLSCHAFT  
MBHMike Silin  
DHL CZECH REPUBLICKai Sebastian Staak  
PRICEWATERHOUSECOOPERS  
LEGAL AKTIENGESSELLSCHAFT  
RECHTSANWALTSGESELLSCHAFTKolja Stehl  
SHEARMAN & STERLING LLPKarl-Thomas Stopp  
MOCK PARTNERSCHAFT VON  
RECHTSANWÄLTEN MBBJürgen Streng  
MAYER BROWN  
INTERNATIONAL LLPStephan Strohenke  
TOMIK-PARTNER MBBTobias Taetzner  
PWC GERMANYHeiko Vogt  
PANALPINA  
WELTTRANSPORT GMBHUrte von Raczek  
SCHUFA HOLDING AGChristopher Wagner  
PRICEWATERHOUSECOOPERS  
LEGAL AKTIENGESSELLSCHAFT  
RECHTSANWALTSGESELLSCHAFTCarla Anna Barbara Weinhardt  
WHITE & CASEMatthias Weissinger  
SHEARMAN & STERLING LLPHartmut Wicke  
NOTARE DR. WICKE  
UND HERRLERMarco Wilhelm  
MAYER BROWN LLPVictoria Willcox-Heidner  
TOMIK-PARTNER MBBThomas Winkler  
DOMUS AG—MEMBER  
OF RUSSELL BEDFORD  
INTERNATIONALStefan Wirsch  
LATHAM & WATKINS LLPGerlind Wisskirchen  
CMS HASCHÉ SIGLEUwe Witt  
PRICEWATERHOUSECOOPERS  
LEGAL AKTIENGESSELLSCHAFT  
RECHTSANWALTSGESELLSCHAFT**GHANA**Solomon Ackom  
GRIMALDI GHANA LTD.

George Kingsley Acquah

John Acquah  
GRIMALDI GHANA LTD.Lily Acquaye  
JLD & MB LEGAL  
CONSULTANCYMarc Addae  
MELMAC ELECTRICALSLarry Adjetej  
LAW TRUST COMPANYStella Adu-Donkor  
GYANDOH ASMAH & CO.Eric Afful-Baiden  
METRO WORKS DEPARTMENTSena Agbekoh  
AB & DAVIDBenjamin Agbotse  
H & G ARCHITECTS  
AND CONSULTANTSIrene Agyenim-Boateng  
AB & DAVIDGeorge Ahiafor  
XDS DATA GHANA LTD.Cecilia Akyeampong  
PHYSICAL PLANNING  
DEPARTMENTJonathan Amable  
BENTSI-ENCHILL, LETSA  
& ANKOMAH, MEMBER  
OF LEX MUNDIMellisa Amarteifio  
SAM OKUDZETO & ASSOCIATESNene Amegatcher  
SAM OKUDZETO & ASSOCIATESIshmael Amuzu-Quaidoo  
PWC GHANAKennedy Paschal Anaba  
LAWFIELDS CONSULTINGWilfred Kwabena  
Anim-Odame  
LANDS COMMISSIONSylvester Appiah  
ENSAFRICAAdwoa S. Asamoah-Addo  
NANA AKUOKU SARPONG  
& PARTNERSFred Asiamah-Koranteng  
BANK OF GHANAKofi Asmah  
GYANDOH ASMAH & CO.Isaac Bening  
XDS DATA GHANA LTD.Thomas Blankson  
XDS DATA GHANA LTD.C. Kwesi Buckman  
ARCHI-DEV CONSULTAmanda Clinton  
CLINTON CONSULTANCY—  
BUSINESS REGULATORY  
COMPLIANCE SPECIALISTSRachel Dagadu  
ENSAFRICAKwasi Danso Amoah  
KIMATHI & PARTNERSDiana Asonaba Dapaah  
SAM OKUDZETO & ASSOCIATESRas Afful Davis  
CLIMATE SHIPPING & TRADINGJerry Dei  
SAM OKUDZETO & ASSOCIATESChristina Furler  
FURLER ARCHITECTS LTD.Abeku Gyan-Quansah  
PWC GHANARhoda Gyepi-Garbrah  
NTRAKWAH & CO.Roland Horsoo  
BOUYGUES CONSTRUCTIONMatilda Idun-Donkor  
REINDORF CHAMBERSAmenu Kuenyehia  
KIMATHI & PARTNERSKimathi Kuenyehia  
KIMATHI & PARTNERSSusan-Barbara Kumapley  
BENTSI-ENCHILL, LETSA  
& ANKOMAH, MEMBER  
OF LEX MUNDIMary Kwarteng  
PWC GHANAGeorge Kwatia  
PWC GHANAEric Nii Yarboi Mensah  
SAM OKUDZETO & ASSOCIATESKwadwo Ntrakwah  
NTRAKWAH & CO.Abena Ntrakwah-Mensah  
NTRAKWAH & CO.Elikem Nutifafa Kuenyehia  
ENSAFRICAWordsworth Odame Larbi  
CONSULTANTJoyce Odoi  
ENSAFRICAReginald Odoi  
KIMATHI & PARTNERSSam Okudzeto  
SAM OKUDZETO & ASSOCIATESMike Oppong Adusah  
BANK OF GHANAPatience Puorideme  
PHYSICAL PLANNING  
DEPARTMENTCynthia Jumu Quarcoo  
CQ LEGAL & CONSULTINGLaryea Quartey  
BAKER TILLY ANDAH + ANDAH  
CHARTERED ACCOUNTANTSBenjamin Quaye  
MINISTRY OF LAND AND  
NATURAL RESOURCES OF  
THE REPUBLIC OF GHANAShirley Somuah  
NTRAKWAH & CO.Theophilus Tawiah  
NOBISFIELDS BARRISTERS  
& SOLICITORSIvy Tetteh  
METRO WORKS DEPARTMENTEbenezer Teye Agawu  
CONSOLIDATED SHIPPING  
AGENCIES LIMITEDM.C. Vasanani  
CONSOLIDATED SHIPPING  
AGENCIES LIMITEDThecla Wricketts  
BENTSI-ENCHILL, LETSA  
& ANKOMAH, MEMBER  
OF LEX MUNDI**GREECE**Manolis Amariotakis  
HELLENIC ELECTRICITY  
DISTRIBUTION NETWORK  
OPERATOR SASophia Ampoulidou  
DRAKOPOULOS LAW FIRMEvangelos Angelopoulos  
E. ANGELOPOULOS LAW OFFICEEve Athanasekou  
HELLENIC NOTARY  
ASSOCIATIONAmalia Balla  
POTAMITIS-VEKRISElli Bereti  
ELIAS PARASKEVAS  
ATTORNEYS 1933

George Bersis  
POTAMITIS-VEKRIS

Dimitris Bimpas  
IME GSEVEE

Ira Charisiadou  
CHARISIADOU LAW OFFICE

Viktoria Chatzara  
IKRP ROKAS & PARTNERS

Theodora Christodoulou  
KLC LAW FIRM

Alkistis Christofilou  
IKRP ROKAS & PARTNERS

Leda Condoyanni  
HELLENIC CORPORATE  
GOVERNANCE COUNCIL

Eleni Dikonimaki  
TEIRESIAS SA—BANK  
INFORMATION SYSTEMS

Panagiotis Drakopoulos  
DRAKOPOULOS LAW FIRM

Nikolaos Drosos  
HELLENIC ELECTRICITY  
DISTRIBUTION NETWORK  
OPERATOR SA

Elisabeth Eleftheriades  
KG—KYRIAKIDES  
GEORGIOPOULOS LAW FIRM

Christina Faitakis  
KARATZAS & PARTNERS  
LAW FIRM

Katerina Filippatou  
C. PAPACOSTOPOULOS  
& ASSOCIATES

Sophia Foulari  
COURT OF FIRST INSTANCE

George Frangistas  
GEFRA

Spyros G. Pilios  
GENESIS WORLD TRANS

Gerasimos Georgopoulos  
GENIKO EMBORIKO  
MITROO—GEMI

Antonis Giannakodimos  
ZEPOS & YANNOPOULOS LAW  
FIRM, MEMBER OF LEX MUNDI

Antonios Gkiokas  
PWC GREECE

Christos Goulas  
KREMALIS LAW FIRM,  
MEMBER OF IUS LABORIS

Aikaterini Grivaki  
PWC GREECE

Effie Ioannou  
PANHELLENIC EXPORTERS  
ASSOCIATION (PEA)

Charalampos G. Karampelis  
KG—KYRIAKIDES  
GEORGIOPOULOS LAW FIRM

Catherine Karatzas  
KARATZAS & PARTNERS

Rita Katsoula  
POTAMITIS-VEKRIS

Dionysios Kazaglis  
SARANTITIS LAW FIRM

Anna Kazantzidou  
VAINANIDIS ECONOMOU &  
ASSOCIATES LAW FIRM

Anastasia Kveleridou  
KG—KYRIAKIDES  
GEORGIOPOULOS LAW FIRM

Georgia Konstantinidou  
DRAKOPOULOS LAW FIRM

Lena Kontogeorgou  
NOTARY

Zafiria Kosmidou  
KARATZAS & PARTNERS

Alexia Kourti  
HELLENIC ELECTRICITY  
DISTRIBUTION NETWORK  
OPERATOR SA

Vasiliki (Cecilia) Kousouri  
KG—KYRIAKIDES  
GEORGIOPOULOS LAW FIRM

Dimitrios Kremalis  
KREMALIS LAW FIRM,  
MEMBER OF IUS LABORIS

Irene C. Kyriakides  
KG—KYRIAKIDES  
GEORGIOPOULOS LAW FIRM

Aggeliki Makri  
KARATZAS & PARTNERS

Evangelos Margaritis  
DRAKOPOULOS LAW FIRM

Emmanuel Mastromanolis  
ZEPOS & YANNOPOULOS LAW  
FIRM, MEMBER OF LEX MUNDI

Alexandros N. Metaxas  
SARANTITIS LAW FIRM

Afroditi Milidou  
KARATZAS & PARTNERS

Athena Moraiti  
STRATOS—MORAITI—  
STAMELOS LAW OFFICES

Marilisa Myrat  
KARATZAS & PARTNERS

Anthony Narlis  
CALBERSON SA

Anastasia Oikonomopoulou  
KLC LAW FIRM

Kyriakos Oikonomou  
MINISTRY OF JUSTICE

Athina Palli  
ZEPOS & YANNOPOULOS LAW  
FIRM, MEMBER OF LEX MUNDI

Elena Papachristou  
ZEPOS & YANNOPOULOS LAW  
FIRM, MEMBER OF LEX MUNDI

Christina Papanikolopoulou  
ZEPOS & YANNOPOULOS LAW  
FIRM, MEMBER OF LEX MUNDI

Stavros Papantonis  
ACTION AUDITING  
SA—MEMBER OF RUSSELL  
BEDFORD INTERNATIONAL

Martha Papasotiriou  
UNITYFOUR

Dimitris E. Paraskevas  
ELIAS PARASKEVAS  
ATTORNEYS 1933

Christos Paraskevopoulos  
KARATZAS & PARTNERS

Orestis Pastelas  
KLC LAW FIRM

Marios Petropoulos  
KREMALIS LAW FIRM,  
MEMBER OF IUS LABORIS

George Polychronakis  
INCOFRUIT-HELLAS

Stathis Potamitis  
POTAMITIS-VEKRIS

Vicky Psaltaki  
SARANTITIS LAW FIRM

Mary Psylla  
PWC GREECE

Paraskevi Res  
IKRP ROKAS & PARTNERS

Orestis Rouchotas  
SARAKINOS LAW

Vassiliki Salaka  
KARATZAS & PARTNERS

Ioannis Sarakinos  
SARAKINOS LAW

Nikolaos Siakantaris  
UNITYFOUR

Konstantinos Siakoulis  
GENIKO EMBORIKO  
MITROO—GEMI

Chrysovalantou Stampouli  
KREMALIS LAW FIRM,  
MEMBER OF IUS LABORIS

Alexia Stratou  
KREMALIS LAW FIRM,  
MEMBER OF IUS LABORIS

Georgios Thanopoulos  
IME GSEVEE

Athanasios Thodorou

John Tripidakis  
JOHN TRIPIDAKIS &  
ASSOCIATES LAW FIRM

Kimón Tsakiris  
KG—KYRIAKIDES  
GEORGIOPOULOS LAW FIRM

Efthymia Tsaplari  
KREMALIS LAW FIRM,  
MEMBER OF IUS LABORIS

Antonios Tsavdaridis  
IKRP ROKAS & PARTNERS

Panagiota Tsinouli  
KG—KYRIAKIDES  
GEORGIOPOULOS LAW FIRM

Panagiota D. Tsitsa  
NOTARY PANAGIOTA TSITSAS

Alexia Tzouni  
POTAMITIS-VEKRIS

Giorgos Vavatsioulas  
ZEPOS & YANNOPOULOS LAW  
FIRM, MEMBER OF LEX MUNDI

Konstantinos Vlachakis  
NOTARY

Sofia Xanthouleas  
JOHN TRIPIDAKIS &  
ASSOCIATES LAW FIRM

Fredy Yatraco  
PWC GREECE

## GRENADA

DANNY WILLIAMS & CO.

GRENADA ELECTRICITY  
SERVICES LTD.

PHYSICAL PLANNING UNIT

W.R. Agostini  
W.R. AGOSTINI & CO.

Raymond Anthony  
RAYMOND ANTHONY & CO.

James Bristol  
HENRY, HENRY & BRISTOL

Michelle Emmanuel-Steele  
VERITAS LEGAL

Melissa Garraway  
SEON & ASSOCIATES

Kim George  
KIM GEORGE & ASSOCIATES

Carlyle Glean Jr.  
GLEAN'S CONSTRUCTION  
& ENGINEERING CO.

Cyrus Griffith  
LABOUR DEPARTMENT

Annette Henry  
MINISTRY OF LEGAL AFFAIRS

Keith Hosten  
HOSTEN'S (ELECTRICAL  
SERVICES) LTD.

Ernie James  
MINISTRY OF ECONOMIC  
DEVELOPMENT, PLANNING,  
TRADE, COOPERATIVES AND  
INTERNATIONAL BUSINESS

Cheney Joseph  
TROPICAL SHIPPING

Gaius Archaelaous Joseph  
GRANT JOSEPH & CO.  
MEMBER OF LEX MUNDI

Henry Joseph  
PKF INTERNATIONAL

Alicia C. Lawrence  
SAMUEL PHILLIP & ASSOCIATES

Alison Carvel Lett  
CUSTOMS

Gail Ann Newton  
GRENADA PORT AUTHORITY

Rene Parkes  
CUSTOMS

Karen Samuel  
SAMUEL PHILLIP & ASSOCIATES

Safiya Sawney  
TRADSHIP INTERNATIONAL

Valentino Sawney  
TRADSHIP INTERNATIONAL

David R. Sinclair  
SINCLAIR ENTERPRISES LIMITED

Michael Stephen  
INLAND REVENUE DEPARTMENT

Alana Twum-Barimah  
SUPREME COURT REGISTRY

Shireen Wilkinson  
WILKINSON, WILKINSON  
& WILKINSON

## GUATEMALA

PROTECTORA DE  
CRÉDITO COMERCIAL

Leonel Alarcon  
GRUPO SANTA FE

Erwin Ronaldo Alvarez Urbina  
INSTAELECTRA XPRESS

Pedro Aragón  
ARAGÓN & ARAGÓN

Jorge Luis Arenales de la Roca  
ARIAS

José Alejandro Arévalo  
Alburez  
SUPERINTENDENCIA DE BANCOS

Hugo Arévalo Perez  
PKF ARÉVALO PEREZ, IRALDA  
Y ASOCIADOS LTD.

Elias Arriaza Sáenz  
CONSORTIUM—RACSA

Cindy Arrivillaga  
ARIAS LAW

Rodrigo Barillas Garcia  
NOVALES ABOGADOS

Jorge Rolando Barrios  
BONILLA, MONTANO,  
TORIELLO & BARRIOS

Elmer Erasmo Beltetón  
Morales  
REGISTRO GENERAL  
DE LA PROPIEDAD DE  
GUATEMALA (RGP)

Axel Beteta  
CARRILLO & ASOCIADOS

Edgar Bran  
BANCO PROMERICA

Génesis Burgos  
CARRILLO & ASOCIADOS

Carlos Cabrera  
CENTRAL LAW (GUATEMALA)

Emanuel Callejas  
CARRILLO & ASOCIADOS

Natalia Callejas Aquino  
AGUILAR CASTILLO LOVE

Rodrigo Callejas Aquino  
CARRILLO & ASOCIADOS

Jose Francisco Asensio Camey  
BANCO PROMERICA

Delia Cantoral  
EY

Juan Carlos Castillo Chacón  
AGUILAR CASTILLO LOVE

Maria Mercedes Castro  
GARCÍA & BODÁN

Juan Carlos Chavarria  
EY

Juan Luis De la Roca  
REGISTRO MERCANTIL

Juan Pedro Falla  
RUIZ SKINNER-KLEE & RUIZ

Claudia Lavinia Figueroa  
REGISTRO GENERAL  
DE LA PROPIEDAD DE  
GUATEMALA (RGP)

Lauriano Figueroa  
ORGANISMO INTERNACIONAL  
REGIONAL DE SANIDAD  
AGROPECUARIA (OIRSA)

Eduardo Font  
SYMMETRIC

Rafael Garavito  
BUFETE GARAVITO

Paola Haase  
QIL+4 ABOGADOS SA

Carlos Guillermo Herrera  
REGISTRO GENERAL  
DE LA PROPIEDAD DE  
GUATEMALA (RGP)

Siomara Arevalo Iralda de  
Gutierrez  
PKF ARÉVALO PEREZ, IRALDA  
Y ASOCIADOS LTD.

Pamela Jimenez  
ARIAS LAW

Elisa Lacs  
ARIAS LAW

Eva Maria Lima  
MUNICIPALIDAD DE  
GUATEMALA

Federico Linares  
BANCO G&T CONTINENTAL

Ruy Llanera  
COMERICAL AMERICANA DE  
CONSTRUCCIONES (CONAME)

Andres Lowenthal  
QIL+4 ABOGADOS SA

Maria Isabel Luján Zilbermann  
QIL+4 ABOGADOS SA

Juan Andrés Marroquín  
CARRILLO & ASOCIADOS

César Enrique Marroquín  
Fernández  
SUPERINTENDENCIA DE BANCOS

Marco Antonio Martinez  
CPS LOGISTICS

Luis Pedro Martínez  
QIL+4 ABOGADOS SA

Magbis Mardoqueo Méndez  
López

REGISTRO GENERAL  
DE LA PROPIEDAD DE  
GUATEMALA (RGP)

Ricardo Mendez Tello  
EEGSA



Pedro Mendoza Montano  
IURISCONSULTI ABOGADOS  
Y NOTARIOS

Jorge Luis Molina del Cid  
ARIAS

Edvin Montoya  
LEXINCORP

Ernesto Morales

Maria Fernanda Morales  
Pellecer

MAYORA & MAYORA SC  
MAYORA & MAYORA SC

Carlos Ortega  
MAYORA & MAYORA SC

Jorge A. Osoy  
MUNICIPALIDAD DE  
GUATEMALA

Erick Palomo  
REGISTRO GENERAL  
DE LA PROPIEDAD DE  
GUATEMALA (RGP)

Claudia Pereira  
MAYORA & MAYORA SC

Mélida Pineda  
CARRILLO & ASOCIADOS

Edi Orlando Pineda Ramírez  
SUPERINTENDENCIA DE BANCOS

Rafael Pinto  
MAYORA & MAYORA SC

Gabriela Posadas  
QIL+4 ABOGADOS SA

Manuel Ramírez  
EY

Diego Ramírez Bathen  
GRUPO ICC

Carla Beatriz Ramírez Cabrera  
DÍAZ-DURÁN & ASOCIADOS  
CENTRAL LAW

Evelyn Rebuli  
QIL+4 ABOGADOS SA

Ada Celeste Rios Cruz De  
Sandoval

REGISTRO DE GARANTIAS  
MOBILIARIAS

Cristina Rodríguez  
CONSORTIUM—RACSA

Alfredo Rodríguez Mahuad  
CONSORTIUM—RACSA

Jose Rosales  
GARCÍA & BODÁN

Luis Alfonso Ruano  
CGW

Ricardo Santa Cruz Rubi  
AGEXPORT

Alejandro Solares  
QIL+4 ABOGADOS SA

Claudia Solares  
REGISTRO DE GARANTIAS  
MOBILIARIAS

Klamcy Solorzano  
MUNICIPALIDAD DE  
GUATEMALA

Ximena Tercero  
ARIAS LAW

Arelis Yariza Torres de Alfaro  
SUPERINTENDENCIA DE BANCOS

Augusto Valenzuela  
ASOCIACIÓN IBEROAMERICANA  
DE DERECHO DEL TRABAJO Y  
DE LA SEGURIDAD SOCIAL—  
GUILLERMO CABANELLAS

Maria Fernanda Valenzuela  
Chapetón  
VALENZUELA HERRERA  
& ASOCIADOS

Rodrigo Valladares  
REGISTRO MERCANTIL

Juan Carlos Varela Ruano  
BUFETE VARELA &  
ASOCIADOS

Elmer Vargas  
PACHECO COTO

Ivar Vega  
RV INSTALACIONES

Rudy Villatoro  
AGUILAR CASTILLO LOVE

Marlon Virula  
EY

Kristin Volcippella  
MAYORA & MAYORA SC

Rogelio Zarceño Gaitán  
SIGNATURELEX

Federico Zelada  
CONSORTIUM—RACSA

## GUINEA

Diabaté Abass  
MINISTÈRE DES  
TRAVAUX PUBLICS

Yves Constant Amani  
CABINET D'AVOCATS  
BAO & FILS

Pierre Kodjo Avode  
SYLLA & PARTNERS

Ayelama Bah  
NOTAIRE AYLAMA BAH

Soulaimane Balde  
NIMBA CONSEIL SARL

Mamdou Bombi Baldi

Mamadou Barry  
MINISTÈRE DE LA  
CONSTRUCTION, DE  
L'URBANISME ET HABITAT

Mody Sory Barry  
DIRECTION NATIONALE  
DES IMPÔTS

Mouhamed Lamine Bayo  
APIP GUINÉE—AGENCE  
DE PROMOTION DES  
INVESTISSEMENTS PRIVÉS

Ismaila Camara  
MAERSK LOGISTICS SA

Issa Camara  
DIRECTION NATIONALE  
DES IMPÔTS

Mamadouba Sanoussy  
Camara

CABINET D'ETUDE SANOUSSY

Souleymane Camara

Francis Charles Haba  
CABINET BABADY ET  
FRANCIS SCPA

Eric Benjamin Colle  
TOPAZ MULTI-INDUSTRIES SARL

Fatoumata Condé  
APIP GUINÉE—AGENCE  
DE PROMOTION DES  
INVESTISSEMENTS PRIVÉS

Gabriel Curtis  
APIP GUINÉE—AGENCE  
DE PROMOTION DES  
INVESTISSEMENTS PRIVÉS

Diallo Alpha Oumar Dabola  
ORDRE NATIONAL  
DES ARCHITECTES

Zakaria Diakité

Ahmadou Diallo  
CHAMBRE DES NOTAIRES

Mamadou Aliou Diallo  
GROUPE MAD

Youssef Diallo  
CHAMBRE DES NOTAIRES

Hann Dienaba Keita  
APIP GUINÉE—AGENCE  
DE PROMOTION DES  
INVESTISSEMENTS PRIVÉS

Kabine Doumbouya  
MINISTÈRE DE LA  
CONSTRUCTION, DE  
L'URBANISME ET HABITAT

Barry Fatoumata  
CABINET ARCHI PLUS

Mohamed Lamine Fofana  
APIP GUINÉE—AGENCE  
DE PROMOTION DES  
INVESTISSEMENTS PRIVÉS

Naby Moussa Fofana  
BANQUE CENTRALE DE  
GUINÉE (BCRG)

Soukeina Fofana  
BANQUE CENTRALE DE  
GUINÉE (BCRG)

Guy Laurent Fondjo  
AFRILAND FIRST BANK

Joachim Gbilimou  
AVOCAT

Morike Kaba  
BOLLORE LOGISTICS

Saran Madigbè Kaba  
SYLLA & PARTNERS

Fara Anselme Kamano  
ADMINISTRATION DES  
GRANDS PROJETS ET DES  
MARCHÉS PUBLICS

Diawara Karamokoba  
APIP GUINÉE—AGENCE  
DE PROMOTION DES  
INVESTISSEMENTS PRIVÉS

Aribot Karim  
DIRECTION NATIONALE  
DES IMPÔTS

Namory Keita  
DIRECTION NATIONALE  
DES IMPÔTS

Mariama Ciré Keita Diallo

Jean Wogbo Koivogui  
APIP GUINÉE—AGENCE  
DE PROMOTION DES  
INVESTISSEMENTS PRIVÉS

Houssein Kolda  
NIMBA CONSEIL SARL

Maténin Kourouma  
APIP GUINÉE—AGENCE  
DE PROMOTION DES  
INVESTISSEMENTS PRIVÉS

Nounké Kourouma  
ADMINISTRATION DES  
GRANDS PROJETS ET DES  
MARCHÉS PUBLICS

Boua Kouyaté  
SECRÉTARIAT DU DIALOGUE  
PERMANENT PUBLIC-PRIVÉ

Gbamon Kpoulomou  
TRIBUNAL DE PREMIÈRE  
INSTANCE DE MAFANCO

Pierre Lamah  
COMMISSION NATIONALE  
OHADA DE GUINÉE

Soumah Mohamed Lamine  
Sidiki

Kaba Mady  
ORDRE NATIONAL  
DES ARCHITECTES

Kaba Moriba  
CABINET D'AVOCAT  
KABA MORIBA

Raffi Raja  
CABINET KOÛMY

Dramé Rougui

Mamadou Saliou Baldé  
MINISTÈRE DE LA  
CONSTRUCTION, DE  
L'URBANISME ET HABITAT

David Sandouno  
BUREAU DES TRAVAUX  
TOPOGRAPHIQUES

Youssef Soumahoro  
KBS GUINÉE

Ibrahim Sow  
AFRIMARINE SARL

Mohamed Sidiki Sylla  
SYLLA & PARTNERS

Mohamed Lamine Touré  
BANQUE CENTRALE DE  
GUINÉE (BCRG)

Fatoumata Yari Soumah  
Yansane

OFFICE NOTARIAL

## GUINEA-BISSAU

BCEAO

CREDITINFO VOLO

Duarte Amaral da Cruz  
MC&A—SOCIEDADE  
DE ADVOGADOS RL

Luis Antunes  
LUFTEC—TÉCNICAS  
ELÉCTRICAS LDA

Tiago Bastos  
AICEP PORTUGAL GLOBAL

Malam Cassama  
PRIVATE SECTOR  
REHABILITATION AND  
AGRO-INDUSTRIAL  
DEVELOPMENT PROJECT

Januario Pedro Correia  
BANCO DA ÁFRICA  
OCCIDENTAL

Seco Dafe  
BANCO DA ÁFRICA  
OCCIDENTAL

Aminata Djalo  
MADJENS SARL

Mamadjan Djalo  
MADJENS SARL

Neil Gomes Pereira  
CENTRO DE FORMALIZAÇÃO  
DE EMPRESAS

Monica Indamy  
BISSAU FIRST INSTANCE COURT,  
COMMERCIAL DIVISION

Octávio Lopes  
GB LEGAL—MIRANDA  
ALLIANCE

Suzette Maria Lopes da Costa  
Graça

CONSERVATÓRIA DO REGISTO  
PREDIAL, COMERCIAL  
E AUTOMÓVEL

Gregorio Malu  
TRANSMAR SERVICES LDA

Miguel Mango  
AUDI—CONTA LDA

Duarte Marques da Cruz  
MC&A—SOCIEDADE  
DE ADVOGADOS RL

Vitor Marques da Cruz  
MC&A—SOCIEDADE  
DE ADVOGADOS RL

Marciano Mendes  
EQUITAS-ADVOCACIA &  
CONSULTORIA JURIDICA

Ismael Mendes de Medina  
GB LEGAL—MIRANDA  
ALLIANCE

Ruth Monteiro  
TSK LEGAL ADVOGADOS  
E JURISCONSULTOS

Halen Armando Napoco  
EQUITAS-ADVOCACIA &  
CONSULTORIA JURIDICA

Rosário Paixão  
MIRANDA &  
ASSOCIADOS—SOCIEDADE  
DE ADVOGADOS, SP, RL

Eduardo Pimentel  
CENTRO DE FORMALIZAÇÃO  
DE EMPRESAS

Ana Pinelas Pinto  
MIRANDA &  
ASSOCIADOS—SOCIEDADE  
DE ADVOGADOS, SP, RL

Carlos Pinto Pereira  
PINTO PEREIRA & ASSOCIADOS

Tony Luis Pires

Dickson Seidi  
ARQUIDIS ESTUDOS  
E PROJECTOS

Fernando Tavares  
TRANSMAR SERVICES LDA

Fernando Teixeira  
ORDEM NACIONAL  
DOS ARQUITECTOS

Gabriel Umabano  
TSK LEGAL ADVOGADOS  
E JURISCONSULTOS

GUAYANA

DIGICOM

NOEL'S ELECTRICAL &  
ENGINEERING SERVICES

RODRIGUES ARCHITECTS LTD.

Wiston Beckles  
CORREIA & CORREIA LTD.

Marcel Bobb  
FRASER, HOUSTY  
& YEARWOOD

ATTORNEYS-AT-LAW

Desmond Correia  
CORREIA & CORREIA LTD.

Lucia Desir-John  
D & J SHIPPING SERVICES

Orin Hinds  
BHW ARCHITECTS

Renford Homer  
GUYANA POWER & LIGHT INC.

Nigel Hughes  
HUGHES FIELDS & STOB

Kalam Azad Juman-Yassin  
GUYANA OLYMPIC  
ASSOCIATION

Kashir Khan  
KHANS CHAMBERS

Rhonda La Fargue  
GUYANA POWER & LIGHT INC.

Rakesh Latchana  
RAM & MCRAE CHARTERED  
ACCOUNTANTS

Edward Luckhoo  
LUCKHOO & LUCKHOO

Harry Noel Narine  
PKF INTERNATIONAL

Clarence Antony Nigel Hughes  
HUGHES FIELDS & STOB

Charles Ogle  
MINISTRY OF LABOUR,  
HUMAN SERVICES AND  
SOCIAL SECURITY

Carolyn Paul  
AMICE LEGAL  
CONSULTANTS INC.

Christopher Ram  
RAM & MCRAE CHARTERED  
ACCOUNTANTS

Ronald Roberts  
INDEPENDENT CONTRACTOR

Ryan Ross  
GUYANA POWER & LIGHT INC.

Judy Semple-Joseph  
CREDITINFO GUYANA

Leslie Sobers  
ATTORNEY-AT-LAW

Asa Stuart Shepherd  
HUGHES FIELDS & STOBLY

Josephine Whitehead  
CAMERON & SHEPHERD

Horace Woolford  
GUYANA POWER & LIGHT INC.

Roger Yearwood  
BRITTON, HAMILTON & ADAMS

## HAITI

BANQUE DE LA  
RÉPUBLIQUE D'HAÏTI

Theodore Achille III  
UNOPS

Marc Kinson Antoine  
ADEKO ENTERPRISES

Larissa Bogat  
CABINET LISSADE

Erica Bouchereau Godefroy  
BROWN LEGAL GROUP

Jean Baptiste Brown  
BROWN LEGAL GROUP

Martin Camille Cangé  
ELECTRICITÉ D'HAÏTI

Diggan d'Adesky  
D'ADESKY IMPORT EXPORT SA

Jean-Joseph Exume  
VANDAL & VANDAL

Sylvie Handal  
HUDICOURT-WOOLLEY

Nadyne M. Joseph  
UNIBANK

Christopher Khawly  
CABINET LISSADE

Luigi Mahfoud  
CABINET SALES

Dieuphète Maloir  
SAM CONSTRUCTION

Joel Nexil  
AIR COURRIER & SHIPPING

Jean Yves Noël  
NOËL, CABINET  
D'EXPERTS-COMPTABLES

Joseph Paillant  
BUCOFISC

Micosky Pompilus  
CABINET D'AVOCATS  
CHALMERS

Cassandra Reimers  
CARIFRESH SA

Margarette Antoine Sanon  
CABINET MARGARETTE  
ANTOINE SANON

Michel Succar  
CABINET LISSADE

Salim Succar  
CABINET LISSADE

Sibylle Theard Mevs  
THEARD & ASSOCIES

Antoine Turnier  
FIRME TURNIER—COMPTABLE  
PROFESSIONNELS AGRÉÉS  
CONSEILS DE DIRECTION

Jean Vandal  
VANDAL & VANDAL

## HONDURAS

CNBS—COMISIÓN NACIONAL  
DE BANCOS Y SEGUROS

COMISIÓN NACIONAL  
DE ENERGÍA

GARCÍA & BODÁN

TRANSUNION

Mario Agüero  
ARIAS LAW

Daniel Aguilera  
TRANSCOMA

Edward Aguilera  
TRANSCOMA

Olvin Aguilera  
TRANSCOMA

Vanessa Aguilera  
TRANSCOMA

Juan José Alcerro Milla  
AGUILAR CASTILLO LOVE

Valmir Araujo  
OPERADORA PORTUARIA  
CENTROAMERICANA

José Simón Azcona  
INMOBILIARIA ALIANZA SA

Vanessa Borjas  
HONDURAS LOGISTIC

Thomas Brown  
PCS CENTRAL AMERICA

Andrea Casco  
BUFETE CASCO & ASOCIADOS

Jorge Omar Casco  
BUFETE CASCO & ASOCIADOS

Tania Vanessa Casco  
BUFETE CASCO & ASOCIADOS

Natalie Ann Cooper Umaña  
INVERSIONES CELAQUE SA

Alejandra Cruz  
CASCO-FORTIN, CRUZ  
& ASOCIADOS

Jorge Erazo  
PCS CENTRAL AMERICA

Jose Luis Haya  
ARQUITECNIC

Jesús Humberto Medina-Alva  
CENTRAL LAW

Juan Carlos Mejía Cotto  
INSTITUTO DE LA PROPIEDAD

Iván Alfredo Vigil Molina  
ABOGADO

Ramón E. Morales  
PWC HONDURAS

Gabriela Padilla  
CASCO-FORTIN, CRUZ  
& ASOCIADOS

Dino Rietti  
ARQUITECNIC

Ruth Lorena Rivera  
GRUPO VESTA

José Rafael Rivera Ferrari  
CONSORTIUM LEGAL

Milton Gabriel Rivera Urquía  
PWC HONDURAS

Enrique Rodriguez Burchard  
AGUILAR CASTILLO LOVE

Fanny Rodriguez del Cid  
ARIAS LAW

René Serrano  
ARIAS LAW

Juan Sinclair  
EMPRESA NACIONAL DE  
ENERGÍA ELÉCTRICA

Melissa Torres  
HONDURAS LOGISTIC

Mariano Turnes  
OPERADORA PORTUARIA  
CENTROAMERICANA

Lizzeth Villatoro  
CASCO-FORTIN, CRUZ  
& ASOCIADOS

Mauricio Villeda Jr.  
GUTIERREZ FALLA  
& ASOCIADOS

Carroll Vilorio  
AGUILAR CASTILLO LOVE

Roberto Williams  
CASCO-FORTIN, CRUZ  
& ASOCIADOS

Mario Rubén Zelaya  
ENERGÍA INTEGRAL  
S. DE RL DE CV

Benito Arturo Zelaya Cáliz  
LEXINCORP

## HONG KONG SAR, CHINA

KPMG HONG KONG

William Barber  
REED SMITH RICHARDS BUTLER

Agnes Chan  
EY

Albert P.C. Chan  
THE HONG KONG  
POLYTECHNIC UNIVERSITY

Bryan Chan  
SQUIRE PATTON BOGGS

Nick Chan  
SQUIRE PATTON BOGGS

Vashi Chandiramani  
EXCELLENCE INTERNATIONAL

Jacqueline Chiu  
MAYER BROWN JSM

Tony Chu  
VICTON REGISTRATIONS LTD.

Jimmy Chung  
RUSSELL BEDFORD HONG  
KONG—MEMBER OF RUSSELL  
BEDFORD INTERNATIONAL

Jorge Forton  
DUN & BRADSTREET (HK) LTD.

Wilson Fung  
MAYER BROWN JSM

Delpha Ho  
REED SMITH RICHARDS BUTLER

Keith Man Kei Ho  
WILKINSON & GRIST

John Robert Illees  
JLA-ASIA

Kelvin Ip  
RONALD LU & PARTNERS  
(HK) LTD.

Kwok Leung Kan  
MERRY CHINA ASIA LIMITED

Kathy Kun  
EY

Ying Wah Kwok  
INLAND REVENUE  
DEPARTMENT, HKSAR

Peter Kwon  
ASHURST HONG KONG

Billy Lam  
MAYER BROWN JSM

Kai Chiu Lam  
CLP POWER HONG  
KONG LIMITED

Tiffany Lam  
WHITE & CASE

Eva Lau  
THE LAND REGISTRY  
OF HONG KONG

Ka Shi Lau  
BCT FINANCIAL LIMITED (BCTF)/  
BANK CONSORTIUM TRUST  
COMPANY LIMITED (BCTC)

Tiffany Lau  
PWC HONG KONG

Charles Lee  
PWC HONG KONG

Gina Lee  
TRANSUNION LIMITED

Charles Leung  
REED SMITH RICHARDS BUTLER

Pal Leung  
EFFICIENCY OFFICE,  
INNOVATION AND  
TECHNOLOGY BUREAU,  
HKSARG

Samuel Li  
SAMUEL LI & CO  
SOLICITORS & NOTARIES

Jenny Liu  
ASHURST HONG KONG

Terry LK Kan  
SHINewing SPECIALIST  
ADVISORY SERVICES LIMITED

David Lui  
AECOM ASIA  
COMPANY LIMITED

Psyche S.F. Luk  
FAIRBAIRN CATLEY  
LOW & KONG

Angel Ng  
REED SMITH RICHARDS BUTLER

Mat Ng  
JLA-ASIA

James Ngai  
RUSSELL BEDFORD HONG  
KONG—MEMBER OF RUSSELL  
BEDFORD INTERNATIONAL

Kok Leong Ngan  
CLP POWER HONG  
KONG LIMITED

Jeremy Or  
REED SMITH RICHARDS BUTLER

Martinal Quan  
METOPRO ASSOCIATES LIMITED

Hin Han Shum  
SQUIRE PATTON BOGGS

Holden Slutsky  
PACIFIC CHAMBERS

Keith Tam  
DUN & BRADSTREET (HK) LTD.

Tammie Tam  
MAYER BROWN JSM

Yuk Ting Fiona Fok  
JLA-ASIA

Anita Tsang  
PWC HONG KONG

William Tsang  
Y H TSANG & CO.

Lawrence Tsong  
TRANSUNION LIMITED

Paul Tsui  
HONG KONG ASSOCIATION  
OF FREIGHT FORWARDING  
& LOGISTICS LTD. (HAFFA)

King Wai Leonard Chan  
JLA-ASIA

Neona Wang  
TRANSUNION LIMITED

Christopher Whiteley  
ASHURST HONG KONG

Charlton Wong  
AECOM ASIA  
COMPANY LIMITED

Fergus Wong  
PWC HONG KONG

Lillian Wong  
REED SMITH RICHARDS BUTLER

Martin Wong  
THE OFFICIAL RECEIVER'S  
OFFICE OF THE SPECIAL  
ADMINISTRATIVE REGION  
OF HONG KONG

Ping Fai Wong  
WELLDONE ENGINEERING  
CO. LTD.

Erica Xiong  
RUSSELL BEDFORD HONG  
KONG—MEMBER OF RUSSELL  
BEDFORD INTERNATIONAL

Yuan Xu  
SHANDONG STARMEN CO. LTD.

Jenny Yeung  
EFFICIENCY OFFICE UNDER  
THE INNOVATION AND  
TECHNOLOGY BUREAU

Shirley Yeung  
EFFICIENCY OFFICE UNDER  
THE INNOVATION AND  
TECHNOLOGY BUREAU

Kwok Kuen Yu  
COMPANIES REGISTRY

## HUNGARY

DVM GROUP  
NATIONAL TAX AND  
CUSTOMS ADMINISTRATION

Balázs Balog  
REIT, ANTALL, VÁRSZEGI  
& PARTNERS LAW FIRM

Dora Balogh  
SÁNDOR SZEGEDI  
SZENT-IVÁNY KOMÁROMI  
EVERSHEDS SUTHERLAND

Farkas Bárony  
PRICEWATERHOUSECOOPERS  
HUNGARY LTD.

Gábor Baruch  
BARUCH LAW OFFICE

Sándor Békési  
PARTOS & NOBLET  
HOGAN LOVELLS

Sándor Benkei  
ÓBUDA-ÚJLAK ZRT

Hédi Bozsonyik  
SZÉCSKAY ATTORNEYS-AT-LAW

Sárosi Csanád  
ÓBUDA-ÚJLAK ZRT

Zsuzsanna Cseri  
CSERI & PARTNERS  
LAW OFFICES

Varga Emese  
ÓBUDA-ÚJLAK ZRT

Fanni Farkas  
PARTOS & NOBLET  
HOGAN LOVELLS



Tamas Feher  
JALSOVSKY LAW FIRM

Gyula Gábrriel  
BOGSCH & PARTNERS

Laszlo Gaspar  
FBIS ARCHITECTS

Mihály Gerhát  
PRICEWATERHOUSECOOPERS  
HUNGARY LTD.

Ervin Gombos  
GMBS KFT

Tamás Halmos  
PARTOS & NOBLET  
HOGAN LOVELLS

Dóra Horváth  
RETI, ANTALL, VÁRSZEGI  
& PARTNERS LAW FIRM

Végh István  
DR. VEGH ISTVAN LAW OFFICE

Andrea Jádi Németh  
BPV | JÁDI NÉMETH  
ATTORNEYS-AT-LAW

Atilla Jambor  
DR. JÁMBOR ATTILA  
LAW OFFICE

Pattantyús Judit  
ÓBUDA-ÚJLAK ZRT

Ferenc Kalla  
GTF KFT

Gábor Kertész  
BDO HUNGARY

Andrea Kládva  
CSERI & PARTNERS  
LAW OFFICES

Gábor Kószó  
PARTOS & NOBLET  
HOGAN LOVELLS

Csaba Kovács  
ELMŰ HÁLÓZATI KFT

Gergely Kovács  
BOGSCH & PARTNERS

Tamas Locsei  
PRICEWATERHOUSECOOPERS  
HUNGARY LTD.

Kinga Mekler  
SÁNDOR SZEGEDI  
SZENT-IVÁNY KOMÁROMI  
EVERSHEDS SUTHERLAND

László Mohai  
MOHAI LAW OFFICE

Noemi Nacsa  
GMBS KFT

Gyorgy Nadas  
UNIVERSITY OF DEBRECEN

Viktor Nagy  
BISZ CENTRAL CREDIT  
INFORMATION PLC

Sándor Németh  
SZÉCSKAY ATTORNEYS-AT-LAW

Christopher Noblet  
PARTOS & NOBLET  
HOGAN LOVELLS

Örs Péntes

Sipka Péter  
UNIVERSITY OF DEBRECEN

Eszter Piller  
PRICEWATERHOUSECOOPERS  
HUNGARY LTD.

Henriett Rabb  
UNIVERSITY OF DEBRECEN

Rita Rado  
CSERI & PARTNERS  
LAW OFFICES

Richard Safcsak  
BISZ CENTRAL CREDIT  
INFORMATION PLC

István Sándor  
KELEMEN, MESZAROS,  
SANDOR & PARTNERS

Zsófia Siegler  
BDO HUNGARY

Zsuzsanna Szabó  
SÁNDOR SZEGEDI  
SZENT-IVÁNY KOMÁROMI  
EVERSHEDS SUTHERLAND

Szilvia Szeleczky  
BUDAPEST 1ST DISTRICT  
MUNICIPALITY

Ágnes Szent-ivány  
SÁNDOR SZEGEDI  
SZENT-IVÁNY KOMÁROMI  
EVERSHEDS SUTHERLAND

Angéla Szőke  
BDO HUNGARY

Jenő Szöllősy  
ICT EURÓPA FINANCE LTD.

Adám Tóth  
DR. TÓTH ADÁM  
KÖZJEGYZŐI IRODA

Daniel Veres  
JALSOVSKY LAW FIRM

József Vizer  
RSM HUNGARY TAX AND  
FINANCIAL ADVISORY  
SERVICES PLC

Miklós Weiczner  
PARTOS & NOBLET  
HOGAN LOVELLS

Marton Leo Zaccaria  
UNIVERSITY OF DEBRECEN

## ICELAND

REYKJAVIK MUNICIPAL  
BUILDING CONTROL OFFICER

Benedikt Egill Árnason  
LOGOS, MEMBER  
OF LEX MUNDI

Guðrún Birgisdóttir  
LOGIA LAW OFFICE

Dadi Bjarnason  
LAGAHOVOLL SLF

Karen Bragadóttir  
TOLLSTJÓRI—DIRECTORATE  
OF CUSTOMS

Margret Anna Einarssdóttir  
JÓNATANSSON & CO.  
LEGAL SERVICES

Eymundur Einarsson  
ENDURSKOÐUN OG  
RÁÐGJÖF EHF

Ásta Margrét Eiríksdóttir  
BBA LEGAL

Ólafur Eiríksson  
LOGOS, MEMBER  
OF LEX MUNDI

Hjörtur Grétarsson  
REGISTERS ICELAND

Anna Björg Guðjónsdóttir  
BBA LEGAL

Guðrún Guðmundsdóttir  
JÓNAR TRANSPORT

Marta Guðrún Blöndal  
COURT OF ARBITRATION  
OF THE ICELAND CHAMBER  
OF COMMERCE

Halldor Karl Halldorsson  
FJELDSTED & BLÖNDAL  
LEGAL SERVICES

Reynir Haraldsson  
JÓNAR TRANSPORT

Hörður Davíð Harðarson  
TOLLSTJÓRI—DIRECTORATE  
OF CUSTOMS

Jón Ingi Ingibergsson  
PWC ICELAND

Aðalsteinn E. Jónasson  
LEX LAW OFFICES

Hróbjartur Jónatansson  
JÓNATANSSON & CO.  
LEGAL SERVICES

Jóhanna Áskels Jónsdóttir  
PWC ICELAND

Axel Ingi Magússon  
JÓNATANSSON & CO.  
LEGAL SERVICES

Björn Mar Olafsson  
PWC ICELAND

Kristján Pálsson  
JÓNAR TRANSPORT

Ásgeir Á. Ragnarsson  
BBA LEGAL

Jóhann Tómas Sigurðsson  
LAGAHOVOLL SLF

Rúnar Svavar Svavarsson  
VEITUR, DISTRIBUTION-  
ELECTRICAL SYSTEM

Jón Þórarinnsson  
CREDITINFO ICELAND

Helgi Þór Þorsteinsson  
LEX LAW OFFICES

Steinþór Þorsteinsson  
TOLLSTJÓRI—DIRECTORATE  
OF CUSTOMS

Agla Eir Vilhjálmssdóttir  
COURT OF ARBITRATION  
OF THE ICELAND CHAMBER  
OF COMMERCE

Jon Vilhjálmsson  
EFLA CONSULTING ENGINEERS

## INDIA

AUM ARCHITECTS

BRIHANMUMBAI CUSTOM  
BROKERS ASSOCIATION

CONSULTA JURIS

GEO-CHEM LABS

SGS INDIA

SHREE GAYATRI ORGANIC  
AND HERBAL PRODUCTS

Ajay Abad  
SKP BUSINESS CONSULTING LLP

Alfred Adebare  
LEXCOUNSEL

Ca Surabhi Agarwal  
SS KOTHARI MEHTA & CO.

Kritika Agarwal  
MAJUMDAR & PARTNERS

Vivek Kumar Agarwal  
LUTHRA & LUTHRA  
LAW OFFICES

Amish Agashiwala  
ARCHITECT

Omrakash Agrawal  
NAGARKOT FORWARDERS  
PVT. LTD.

Saloni Agrawal  
NAGARKOT FORWARDERS  
PVT. LTD.

Subhash Agrawal  
JAWAHARLAL NEHRU  
CUSTOMS HOUSE

Nishant Ahlawat  
NISHANT AHLAWAT  
LAW OFFICES

Uday Singh Ahlawat  
AHLAWAT & ASSOCIATES

Sidhant Ajmera  
KNM & PARTNERS

Vinod Ambavat  
AMBAVAT JAIN &  
ASSOCIATES LLP

Abhishek Anand  
D.S. LEGAL

Bharat Anand  
O.P. KHAITAN & CO.

Harshit Anand  
TRILEGAL

Nand Gopal Anand  
JURIS CORP

Pravin Anand  
ANAND AND ANAND

Kalyan Arambam  
I.L.A. PASRICH & COMPANY

Rajeev Awasthi  
AWASTHI AND ASSOCIATES

Tarun Baidya  
VARDHAMAN CUSTOMS  
CLEARING & FORWARDING  
AGENCIES

Shashi Bala  
MUNICIPAL CORPORATION  
OF GREATER MUMBAI

P. V. Balasubramaniam  
BFS LEGAL

Pallavi Banerjee  
J. SAGAR ASSOCIATES,  
ADVOCATES & SOLICITORS

Pritam Banerjee  
DEUTSCHE POST DHL GROUP

Neeraj Bansal  
JAWAHARLAL NEHRU  
PORT TRUST

Sanchit Bansal  
KPMG

Hardeep Batra  
CENTRAL BOARD OF  
EXCISE & CUSTOMS

Neeraj Bhagat  
NEERAJ BHAGAT & CO.

Gargi Bhagwat  
DIVEKAR BHAGWAT  
AND COMPANY

M.L. Bhakta  
KANGA & CO.

Amit Bhandari  
VAISH ASSOCIATES ADVOCATES

Pradeep Bhandari  
INTUIT MANAGEMENT  
CONSULTANCY

Ajay Bhargava  
O.P. KHAITAN & CO.

M.P. Bharucha  
BHARUCHA & PARTNERS

Ankit Bhasin  
AZB & PARTNERS

Moksha Bhat  
TRILEGAL

Dina Bhattacharjee  
TRANSONIC IDEAS PVT.  
LTD.—TRANSONIC  
CUSTOMIZATIONS PVT. LTD.

Saurav Bhattacharya  
PWC INDIA

Sukanya Bhattacharya  
LUTHRA & LUTHRA  
LAW OFFICES

Yogesh Bhattarai  
TRILEGAL

Parag Bhide  
KHAITAN & CO.

Nidhi Bothra  
VINOD KOTHARI & CO.  
PRACTICING COMPANY  
SECRETARIES

Sudeep D. Cecil  
KNM & PARTNERS

Leena Chacko  
AMARCHAND & MANGALDAS  
& SURESH A. SHROFF & CO.

K.K. Chadha  
ARCHITECT

Harshala Chandorkar  
TRANSUNION CIBIL LIMITED

Anju Bajaj Chandra  
DELHI DISTRICT COURT

Sravani Channapragada  
J. SAGAR ASSOCIATES,  
ADVOCATES & SOLICITORS

Jyoti Chaudhari  
LEGASIS SERVICES PRIVATE

Prashant Chauhan  
ADVOCATE

Aseem Chawla  
PHOENIX LEGAL

Chandni Chawla  
PHOENIX LEGAL

Daizy Chawla  
SINGH & ASSOCIATES,  
ADVOCATES AND SOLICITORS

Manjula Chawla  
PHOENIX LEGAL

Priyanka Choksi  
DESAI & DIWANJI

Poorvi Chothani  
LAWQUEST

Balbir Singh Dalal  
NISHANT AHLAWAT  
LAW OFFICES

Subodh Dandwate  
SKP BUSINESS CONSULTING LLP

Neelesh Datir  
ALBIEA

Krunal Davda

Amin Dayani

Sunil Deole

DEOLE BROS.

Rajesh Dere  
ARYA OFFSHORE  
SERVICES PVT. LTD.

Anand Desai  
DSK LEGAL

Jay Desai  
NHD FORWARDERS PVT. LTD.

Milan Desai  
AMBICA CARGO  
FORWARDERS PVT. LTD.

Nimish Desai  
NHD FORWARDERS PVT. LTD.

Vishwang Desai  
DESAI & DIWANJI

Pushkar Deshpande  
KOCHHAR & CO.

Roshnek Dhalla  
LITTLE & CO.

Akarshita Dhawan  
O.P. KHAITAN & CO.

Ashok Dhingra  
ASHOK DHINGRA ASSOCIATES

- Farida Dholkawala  
DESAI & DIWANJI
- Mayank Francis Dias  
INDEPENDENT LAWYER
- Michael Dias  
INDEPENDENT LAWYER
- Pranav Diesh  
SINGHANIA & PARTNERS LLP
- Samir D'Monte  
SDMARCHITECTS
- Maulik Doshi  
SKP BUSINESS CONSULTING LLP
- Atul Dua  
ADVAITA LEGAL
- Rahul Dubey  
INFINI JURIDIQUE
- Ferdinand Duraimanickam  
BFS LEGAL
- Harshit Dusat  
JURIS CORP
- Dheeresh K. Dwivedi  
APJ-SLG LAW OFFICES
- Shahana Farah  
INFINI JURIDIQUE
- Mark Fernandes  
SYLVESTER FORWARDERS  
PVT. LTD.
- Stuti Galiya  
KHAITAN & CO.
- Abhiraj Gandhi  
KHAITAN & CO.
- Pushpa V. Ganediwala  
CITY CIVIL AND SESSIONS  
COURT, MUMBAI
- Disha Ganjoo  
K N J PARTNERS
- Rahul Garg  
PWC INDIA
- Sarthak Garg  
PHOENIX LEGAL
- Rajeev Kumar Gera  
GERA & ASSOCIATES
- Arup Ghosh  
TATA POWER DELHI  
DISTRIBUTION LTD.
- Manoj Gidwani  
SKP BUSINESS CONSULTING LLP
- Prabhakar Giri  
VARDHAMAN CUSTOMS  
CLEARING & FORWARDING  
AGENCIES
- Girish S. Godbole  
GIRISH GODBOLE, ADVOCATE  
HIGH COURT, MUMBAI
- Deevyaa Goel  
LEGUM AMICUSS
- Harshavardhan Goel  
TRILEGAL
- Rajesh Gosalia  
HIMATLAL TRIBHOVANDAS  
SHAH & CO.
- Kartik Goswani  
NEW LIGHT ELECTRIC CO.
- Gourav Goyal  
NEERAJ BHAGAT & CO.
- Arani Guha  
TRANSONIC IDEAS PVT.  
LTD.—TRANSONIC  
CUSTOMIZATIONS PVT. LTD.
- Anil Kumar Gulati  
DEPARTMENT OF JUSTICE,  
MINISTRY OF LAW AND JUSTICE
- Sunny Gulati  
SKP BUSINESS CONSULTING LLP
- Akash Gupta  
FACTUM LEGAL
- Ankit Gupta  
GUPTA ANKIT & CO.
- Arun Gupta  
FACTUM LEGAL
- Atul Gupta  
TRILEGAL
- Deepika Gupta  
GUPTA ANKIT & CO.
- Nikhil Gupta  
CITY CIVIL AND SESSIONS  
COURT, MUMBAI
- Pulkit Gupta  
EY
- Sameer Gupta  
PHOENIX LEGAL
- Sudhanshu Gupta  
SINGHANIA & PARTNERS LLP
- Prakash Hamirwasia  
SKP BUSINESS CONSULTING LLP
- Bhanu Harish  
SINGHANIA & PARTNERS LLP
- Kinjal R. Hingoo  
RASIK P HINGOO ASSOCIATES
- Akil Hirani  
MAJUMDAR & PARTNERS
- Michael D. Holland
- Suresh L. Hulikal  
ALLIANZ DE ARCHITECTURE
- Bhagwan Jagwani  
KRUTI SERVICES
- Ashish J. Jain  
AMBAVAT JAIN &  
ASSOCIATES LLP
- Nikita Jain  
SKP BUSINESS CONSULTING LLP
- Sanjiv Kumar Jain  
VARDHAMAN CUSTOMS  
CLEARING & FORWARDING  
AGENCIES
- Sarul Jain  
K N J PARTNERS
- Rajiv Jalota  
DEPARTMENT OF GOODS AND  
SERVICES TAX, GOVERNMENT  
OF MAHARASHTRA, INDIA
- Anand Kumar Jha  
CENTRAL BOARD OF  
EXCISE & CUSTOMS
- Abhijit Joglekar  
RELiance INFRASTRUCTURE LTD.
- Dharmendra Johari  
JOHARI STONEX  
INDUSTRIES PVT LTD.
- Vivek Johri  
MUMBAI CUSTOMS  
ZONE—II (NHAVA SHEVA)
- Amruta Joshi  
KHAITAN & CO.
- Subhash Joshi  
DALAL JOSHI & ASSOCIATES
- Kunal Juneja  
MP LAW OFFICES
- Sumeet Kachwaha  
KACHWAHA & PARTNERS
- Ravindra S. Kale  
THE BRIHAN MUMBAI  
ELECTRIC SUPPLY &  
TRANSPORT UNDERTAKING
- Parmod Kalirana  
FORTUNE LEGAL ADVOCATES  
& LEGAL CONSULTANTS
- Atul Kansal  
INDUS ENVIRONMENTAL  
SERVICES PVT. LTD.
- Jayendra Kapadia  
LITTLE & CO.
- Satinder Kapur  
SATINDER KAPUR &  
ASSOCIATES
- Rajas Kasbekar  
RAJAS KASBEKAR  
PRIVATE PRACTICE
- Anil Kasturi  
AZB & PARTNERS
- Kripi Kathuria  
PHOENIX LEGAL
- Sanjay Kaul  
NATIONAL COLLATERAL  
MANAGEMENT SERVICES  
LIMITED (NCML)
- Charandeep Kaur  
TRILEGAL
- Mital K Kaushal  
KNM & PARTNERS
- Giridhar Kesavan  
VINZAS SOLUTIONS  
INDIA PVT. LTD.
- Gautam Khaitan  
O.P. KHAITAN & CO.
- Changhez Khan  
DIWAN ADVOCATES
- Farrukh Khan  
DIWAN ADVOCATES
- Rajan Khanna  
GENUS LAW FIRM PVT. LTD.
- Rajiv Khanna  
JEENA & CO.
- Tanya Khare  
O.P. KHAITAN & CO.
- Abhimanyu Kharote  
DESAI & DIWANJI
- Gautam Khurana  
INDIA LAW OFFICES LLP
- Ankit Khushu  
KACHWAHA & PARTNERS
- Vivek Kohli  
ZEUS LAW
- Ravinder Komaragiri  
THE TATA POWER  
COMPANY LIMITED
- Shinoj Koshy  
LUTHRA & LUTHRA  
LAW OFFICES
- Dinesh Prasad Kothari  
D.P. KOTHARI & ASSOCIATES
- Saniya Kothari  
LEXCOUNSEL
- Vinod Kothari  
VINOD KOTHARI & CO.  
PRACTICING COMPANY  
SECRETARIES
- Anup Kulkarni  
J. SAGAR ASSOCIATES,  
ADVOCATES & SOLICITORS
- Abhishek Kumar  
DIWAN ADVOCATES
- Ajai Kumar
- Manoj Kumar  
MANOJ & ASSOCIATES
- Mrinal Kumar  
SHARDUL AMARCHAND  
MANGALDAS & CO.
- Mrityunjay Kumar  
DHINGRA &  
SINGH—ATTORNEYS-AT-LAW
- Mukesh Kumar  
KNM & PARTNERS
- Pratish Kumar  
JURIS CORP
- Puja Kumar  
J. SAGAR ASSOCIATES,  
ADVOCATES & SOLICITORS
- Rahul Kumar  
RAJINDER KUMAR ASSOCIATES
- Raj Kumar  
RAJ ENGINEERS
- Rajesh Kumar  
JEENA & CO.
- Rupak Kumar  
JAWAHARLAL NEHRU  
CUSTOMS HOUSE
- Shrutikirti Kumar  
SHARDUL AMARCHAND  
MANGALDAS & CO.
- Vikram Kumar  
CTC AIR CARRIERS P LTD.
- Vinod Kumar  
DELHI DISTRICT COURT
- Parveen Kumar Sharma  
CERSAI
- Manoj Kumar Singh  
SINGH & ASSOCIATES,  
ADVOCATES AND SOLICITORS
- Sachin Kumar Singh  
JEENA & CO.
- Shreedhar T. Kunte  
SHARP & TANNAN  
GROUP—MEMBER OF RUSSELL  
BEDFORD INTERNATIONAL
- Jaya Kurmar  
N. G. PILLAI & CO.
- Preeti Ladha  
SUDIT K. PAREKH AND CO.
- Samira Lalani  
TRILEGAL
- Harsh Lappssia  
PUSHKARA LOGISTIC  
SOLUTIONS LLP
- Jayannat Lappssia  
ALBIEA
- Manish Madhukar  
INFINI JURIDIQUE
- Sinjini Majumdar  
MAJUMDAR & PARTNERS
- Divya Malcolm  
KOCHHAR & CO.
- Dhruv Malhotra  
TRILEGAL
- Geeta Malhotra  
K N J PARTNERS
- Pragati Malik  
SPACES ARCHITECTURE STUDIO
- Dhruv Manchanda  
LEXCOUNSEL
- Vipender Mann  
KNM & PARTNERS
- Gautam Mehra  
PWC INDIA
- Atul Mehta  
MEHTA & MEHTA
- Dara Mehta  
LITTLE & CO.
- Dipti Mehta  
MEHTA & MEHTA
- Pankaj Mehta  
FORTUNE LEGAL ADVOCATES  
& LEGAL CONSULTANTS
- Preeti G. Mehta  
KANGA & CO.
- Vikas Mehta  
PRADEEP TRADERS
- Sachin Menon  
KPMG
- Akash Mishra  
TRILEGAL
- Sharad Mishra  
NEO MULTIMEDIAN
- Shivani Mishra  
NEO MULTIMEDIAN
- Saurabh Misra  
SAURABH MISRA  
& ASSOCIATES,  
INTERNATIONAL LAWYERS
- Ritika Modee  
SINGHANIA & PARTNERS LLP
- Hemal Modi  
SHARP & TANNAN  
GROUP—MEMBER OF RUSSELL  
BEDFORD INTERNATIONAL
- O. Mohandas  
LITTLE & CO.
- Priyanka Mongia  
PHOENIX LEGAL
- Avikshit Moral  
JURIS CORP
- Aditya Mukherjee  
BFS LEGAL
- Krishnan Muthukumar  
TRIDHAATU REALTY &  
INFRA PVT. LTD.
- Priyanka Naik  
SUDIT K. PAREKH AND CO.
- Rakesh Nair  
RAKESH ELECTRICALS
- Rajiv Nakhare  
RELiance INFRASTRUCTURE LTD.
- Ratnakar Nama  
ARCHITECT
- Ravi Nath  
RAJINDER NARAIN & CO.
- Vaibhav Nautiyal  
INDUS ENVIRONMENTAL  
SERVICES PVT. LTD.
- Harendar Neel  
J. SAGAR ASSOCIATES,  
ADVOCATES & SOLICITORS
- Harshakumar Nikam  
DEPARTMENT OF GOODS AND  
SERVICES TAX, GOVERNMENT  
OF MAHARASHTRA, INDIA
- Shiju P.V.  
INDIA LAW OFFICES LLP
- Satish Padhi  
O.P. KHAITAN & CO.
- Siddharth Paliwal  
KNM & PARTNERS
- Ankita Pandey  
TRILEGAL
- Divyanshu Pandey  
J. SAGAR ASSOCIATES,  
ADVOCATES & SOLICITORS
- Ajay Pant  
INDUS ENVIRONMENTAL  
SERVICES PVT. LTD.
- Rajiv Paralkar  
DEOLE BROS.
- Kunal Pareek  
TATA POWER DELHI  
DISTRIBUTION LTD.
- Rakesh Parik  
MNRD & ASSOCIATES
- Amir Z. Singh Pasrich  
I.L.A. PASRICH & COMPANY

Sandeep Patil  
SUDIT K. PAREKH AND CO.

Sanjay Patil  
BDH INDUSTRIES LIMITED

Hemant Patki

Soumya Patnaik  
J. SAGAR ASSOCIATES,  
ADVOCATES & SOLICITORS

R.S. Pawaskar  
CITY CIVIL AND SESSIONS  
COURT, MUMBAI

N. G. Pillai  
N. G. PILLAI & CO.

Ashwina Pinto  
LAWQUEST

Joseph Pookkatt  
APJ-SLG LAW OFFICES

Nitin Potdar  
J. SAGAR ASSOCIATES,  
ADVOCATES & SOLICITORS

Rashmi Pradeep  
CYRIL AMARCHAND  
MANGALDAS

Anshul Prakash  
KHAITAN & CO.

Ray Sharat Prasad  
ADVAITA LEGAL

Anush Raajan  
BHARUCHA & PARTNERS

Krithika Radhakrishnan  
CYRIL AMARCHAND  
MANGALDAS

Ravishankar Raghavan  
MAJMUDAR & PARTNERS

S. Ramakrishna  
BALAJI MARILINE PVT. LTD.

N.V. Raman  
MP LAW OFFICES

R.K. Raman  
LOUIS DREYFUS COMPANY  
INDIA PRIVATE LIMITED

Sukanya Raman  
LAWQUEST

Subramanian Ramaswamy  
KHAITAN & CO.

Sharanya G. Ranga  
ADVAYA LEGAL

Aditi Rani  
ADVAYA LEGAL

Dipak Rao  
SINGHANIA & PARTNERS LLP

Yomesh Rao  
YMS CONSULTANTS LTD.

Ankita Ray  
CYRIL AMARCHAND  
MANGALDAS

Ashish Razdan  
KHAITAN & CO.

Purushottam Redekar  
GM ARCH PVT. LTD.

C.K. Reejonia  
DEPARTMENT OF JUSTICE,  
MINISTRY OF LAW AND JUSTICE

Satish Rewatkar  
MUNICIPAL CORPORATION  
OF GREATER MUMBAI

Zubair Rias  
CENTRAL BOARD OF  
EXCISE & CUSTOMS

Abir Roy  
SEETHARAMAN ASSOCIATES

Ankita Rungta  
KPMG

Hiren Ruparel  
BALAJI SHIPPING AGENCY

Sonal Ruparel  
SHARON ENTRPRISES

Ravneet Sachdeva  
KPMG

Shamik Saha  
PHOENIX LEGAL

Priyanka Sahi  
GRANT THORNTON INDIA LLP

Abhishek Saket  
INFINI JURIDIQUE

Sirisha Sampat  
KANGA & CO.

Jayesh Sanghrajka  
JAYESH SANGHRAJKA  
& CO. LLP

Hitesh Sanghvi  
HITESH SANGHVI LAW OFFICES

Kanwar Sanjay  
SWAIT ARCH

Daya Saran  
SUPER FREIGHT

Vivek Saraswat  
LOUIS DREYFUS COMMODITIES  
INDIA PVT. LTD.

Jai Raj Seth  
ABEX SERVICES PVT. LTD.

Aashit Shah  
J. SAGAR ASSOCIATES,  
ADVOCATES & SOLICITORS

Dilip S. Shah  
RELIANCE INFRASTRUCTURE  
LTD.

Gopika Shah  
KRUTI SERVICES

Gunjan Shah  
DESAI & DIWANJI

Manish Shah  
SUDIT K. PAREKH AND CO.

Mitesh Shah  
LOUIS DREYFUS COMPANY  
INDIA PRIVATE LIMITED

Paresh Shah  
RPS LOGISTICS

Prasham Shah  
JURIS CORP

Priyansh Shah  
M/S PARESH  
CHAMPAKLAL SHAH

Richa Shah  
ANANT INDUSTRIES

Saumil Shah  
BDO INDIA LLP

Shambhu Sharan  
SINGHANIA & PARTNERS LLP

Mahesh Sharma  
MAHESH SHARMA  
& ASSOCIATES

Manoranjana Sharma  
KNM & PARTNERS

Nilesh Sharma  
DHIR & DHIR ASSOCIATES

Priyanka Sharma  
TRILEGAL

Raj Sharma  
CLEARSHIP GROUP

Rajnish Sharma  
RAJNISH SHARMA  
ATTORNEY-AT-LAW

Rupali Sharma  
KOCHHAR & CO.

Saurabh Sharma  
JURIS CORP

Vicky Sharma  
O.P. KHAITAN & CO.

Aasim Shehzad  
BFS LEGAL

Ashutosh Shingate  
EATON INDUSTRIAL SYSTEMS  
PRIVATE LIMITED

Vishnu Shriram  
PHOENIX LEGAL

D.K. Shrivastava  
ARYA OFFSHORE  
SERVICES PVT. LTD.

Rajiv Shroff  
INTERICS DESIGN CONSULTANTS

Vijay Shroff

Akash Shukla  
PWC INDIA

A.K. Singh  
VARDHAMAN CUSTOMS  
CLEARING & FORWARDING  
AGENCIES

Ajay Singh  
ASHUTOSH ELECTRICAL  
CORPORATION

Akanksha Singh  
DIWAN ADVOCATES

Chanderpal Singh  
JAWAHARLAL NEHRU  
CUSTOMS HOUSE

Dilip Singh  
MNRD & ASSOCIATES

Sachin Kumar Singh  
JEENA & CO.

Sajai Singh  
J. SAGAR ASSOCIATES,  
ADVOCATES & SOLICITORS

Sandeep Singh  
COACHIEVE SOLUTIONS  
PVT. LTD.

Sheetlesh Singh  
MNRD & ASSOCIATES

Subodh Singh  
GST AUDIT COMMISSIONERATE

Talwant Singh  
DELHI DISTRICT COURT

Shakti Singh Champawat  
DESAI & DIWANJI

Mukesh Singhal  
KNM & PARTNERS

Ravinder Singhanian  
SINGHANIA & PARTNERS LLP

Abhimeet Sinha  
SINGHANIA & PARTNERS LLP

Neha Sinha  
LUTHRA & LUTHRA  
LAW OFFICES

Praveer Sinha  
TATA POWER DELHI  
DISTRIBUTION LIMITED

Vineet Sinha  
KNM & PARTNERS

Preetha Soman  
NISHITH DESAI ASSOCIATES

Aasish Somasi  
ANAND AND ANAND

Shweta Soni  
FORTUNE LEGAL ADVOCATES  
& LEGAL CONSULTANTS

Sanyukta Sowani  
LUTHRA & LUTHRA  
LAW OFFICES

K. P. Sreejith  
INDIA LAW OFFICES LLP

Rajesh Srivastava  
OFFICE OF CHIEF  
COMMISSIONER OF CUSTOMS

Rudra Srivastava  
SINGHANIA & PARTNERS LLP

Aravind Srivatsan  
PWC INDIA

Dheeraj S. Suri  
DEEP CONSULTANCY  
LABOR LAW ADVISORS  
& CONSULTANTS

Surendrakumar Suri  
DEEP CONSULTANCY  
LABOR LAW ADVISORS  
& CONSULTANTS

Abhishek Swaroop  
LUTHRA & LUTHRA  
LAW OFFICES

Anuja Talukder  
PWC INDIA

Medha Tamhanekar  
IC UNIVERSAL LEGAL

Rajesh Tayal  
KNM & PARTNERS

Chetan Thakkar  
KANGA & CO.

Dinesh Thakkar  
BHAVANA CLEARING  
FORWARDING &  
SHIPPING PVT. LTD.

Piyush Thareja  
NEERAJ BHAGAT & CO.

Tushar Thimmiah  
PHOENIX LEGAL

Pooja Thomas  
PHOENIX LEGAL

Kruni Todarwal  
ARUN TODARWAL &  
ASSOCIATES LLP

Mala Todarwal  
ARUN TODARWAL &  
ASSOCIATES LLP

Jaishree Tolani Lamba  
AZB & PARTNERS

Kanishkha Tyagi  
LEGUM AMICUSS

Karteekka Tyagi  
LEGUM AMICUSS

Prakash Veer Tyagi  
GATEWAY RAIL FRIGHT LIMITED

Punit Dutt Tyagi  
LAKSHMIKUMARAN &  
SRIDHARAN ATTORNEYS

Ramesh K. Vaidyanathan  
ADVAYA LEGAL

Pravin Vanage  
RELIANCE INFRASTRUCTURE  
LTD.

Dipankar Vig  
MP LAW OFFICES

Sameep Vijayvergiya  
DHINGRA &  
SINGH—ATTORNEYS-AT-LAW

Rajiv Wadhwa  
PLVK POWER ENGINEERS  
& CONSULTANTS

Abhijeet Yadav  
THE TATA POWER  
COMPANY LIMITED

Akriti Yadav  
KNM & PARTNERS

Manoj Yadav  
NEERAJ BHAGAT & CO.

Monika Yadav  
JAWAHARLAL NEHRU  
CUSTOMS HOUSE

Neha Yadav  
LEXCOUNSEL

Surbhi Zawar  
SKP BUSINESS CONSULTING LLP

## INDONESIA

ABDIBANGUN BUANA

CKB LOGISTICS

INDONESIAN LOGISTICS  
AND FORWARDERS  
ASSOCIATION (ALFI)

PT GUNA SARANA TEKNIK

Robertus Adinugraha  
MELLI DARSA & CO.

Adhika Aditya  
OENTOENG SURIA & PARTNERS

Zulfikar Adiyodha  
OENTOENG SURIA & PARTNERS

Nafis Adwani  
ALI BUDIARDJO, NUGROHO,  
REKSODIPUTRO, MEMBER  
OF LEX MUNDI

Fatah Adzkia  
WITARA CAKRA ADVOCATES  
(IN ASSOCIATION WITH  
WHITE & CASE LLP)

Asrul Ahmad  
NURIADIN SUMONO  
MULYADI & PARTNERS

Irina Anindita  
MAKARIM & TAIRA S.

Cindy Anjani  
ADNAN KELANA HARYANTO  
& HERMANTO

Charles Antoine Morgan  
Ludovic Guinot  
ONLINEPAJAK

Hizkia Ardianto  
EY

Muhammad Aries  
PT PLN (PERSERO), EAST  
JAVA DISTRIBUTION

Alifrian Fajri Anyuanda  
SIMBOLON & PARTNERS  
LAW FIRM

Cucu Asmawati  
SIMBOLON & PARTNERS  
LAW FIRM

Stefanus Brian Audyanto  
HERMAWAN JUNIARTO  
LAW FIRM

Fabian Buddy Pascoal  
HANAFIAH PONGGAWA  
& PARTNERS

Prianto Budi  
PT PRATAMA INDOMITRA  
KONSULTAN

Tony Budidjaja  
BUDIDJAJA INTERNATIONAL  
LAWYERS

Teresa Chiquita  
MAKARIM & TAIRA S.

Juni Dani  
BUDIDJAJA INTERNATIONAL  
LAWYERS

Melli Darsa  
MELLI DARSA & CO.

Vincensius Desta Galang  
BUDIDJAJA INTERNATIONAL  
LAWYERS

Reginald A. Dharma  
ADNAN KELANA HARYANTO  
& HERMANTO

Nasya Dinitri Priatno  
HERMAWAN JUNIARTO  
LAW FIRM

Natasha Djamin  
OENTOENG SURIA & PARTNERS

Bama Djokunugroho  
BUDIDJAJA INTERNATIONAL  
LAWYERS

Fadjar Donny Tjahjadi  
MINISTRY OF FINANCE

Aris Eko Prasetyo  
SIDABUKKE CLAN  
& ASSOCIATES

Goesyen Erinda Resti  
LEKS&CO LAWYERS

Ahmad Fadli  
BRIGITTA I. RAHAYOE  
& PARTNERS

Edly Febrian Widjaja  
BUDIDJAJA INTERNATIONAL  
LAWYERS

Ahmad Fikri Assegaf  
ASSEGAF, HAMZAH  
& PARTNERS

Aprilda Fiona Butarbutar  
APRILDA FIONA &  
PARTNERS LAW FIRM

Sinuhadji Frans Yoshua  
OENTOENG SURIA & PARTNERS

Widigdyta Gitaya  
WSG & COMPANY

Michael Hadi  
PT KREDIT BIRO  
INDONESIA JAYA (KBIJ)

Mohammad Iqbal Hadromi  
HADROMI & PARTNERS

Dedet Hardiansyah  
BUDIMAN AND PARTNERS

Tomy Harsono  
ROEDL & PARTNER

Stefanus Haryanto  
ADNAN KELANA HARYANTO  
& HERMANTO

Yansah Hasstriansyah  
BADAN PELAYANAN TERPADU  
SATU PINTU (BPTS)

Anang Hidayat

Nurman Hidayat  
INDONESIA INVESTMENT  
COORDINATING BOARD

Brigitta Imam Rahayoe  
BRIGITTA I. RAHAYOE  
& PARTNERS

Deshaputra Intanperdana  
HADROMI & PARTNERS

Edy Junaedi  
BADAN PELAYANAN TERPADU  
SATU PINTU (BPTS)

Brinanda Lidwina Kaliska  
MAKARIM & TAIRA S.

Iswahjudi A. Karim

Mirza Karim  
KARIMSYAH LAW FIRM

Othman Karim  
KARIMSYAH LAW FIRM

Rizki Karim  
KARIMSYAH LAW FIRM

Anita Lucia Kendarto  
NOTARIS & PEJABAT  
PEMBUAT AKTA TANAH

Henrietta Kristanto  
PB TAXAND

Herry N. Kurniawan  
ALI BUDIARDJO, NUGROHO,  
REKSODIPUTRO, MEMBER  
OF LEX MUNDI

Ayu Katarina Kusnadi  
OENTOENG SURIA & PARTNERS

Eddy M. Leks  
LEKS&CO LAWYERS

Indra Lubis  
HERMAWAN JUNIARTO  
LAW FIRM

Noorfina Luthfiany  
BANK INDONESIA

Syamsul Maarif  
MAHKAMAH AGUNG  
REPUBLIK INDONESIA

Bobby R. Manalu  
SIREGAR SETIAWAN MANALU

Yasser Mandela  
BUDIDJAJA INTERNATIONAL  
LAWYERS

Priscila Manurung  
ALI BUDIARDJO, NUGROHO,  
REKSODIPUTRO, MEMBER  
OF LEX MUNDI

Benny Marbun  
PT PLN (PERSERO) INDONESIA  
STATE ELECTRICITY  
CORPORATION

Hendro Martono  
HAMANROKO

Ahmad Maulana  
ASSEGAF, HAMZAH  
& PARTNERS

Amalia Mayasari  
SIMBOLON & PARTNERS  
LAW FIRM

Ella Melany  
HANAFIAH PONGGAWA  
& PARTNERS

Any Miami  
PWC INDONESIA

Kristo Molina  
WITARA CAKRA ADVOCATES  
(IN ASSOCIATION WITH  
WHITE & CASE LLP)

Wida Murti  
OENTOENG SURIA & PARTNERS

Latifa Mutmainah  
RIVAI TRIPRASETIO & PARTNERS

Alexander Nainggolan  
HADROMI & PARTNERS

Fradella Nainggolan  
MELLI DARSA & CO.

Safita Ratna Nanthilda  
OENTOENG SURIA & PARTNERS

Chandra Nataadmadja  
SURIA NATAADMADJA  
& ASSOCIATES

Suria Nataadmadja  
SURIA NATAADMADJA  
& ASSOCIATES

Ratih Nawangsari  
OENTOENG SURIA & PARTNERS

Mia Noni Yuniar  
BRIGITTA I. RAHAYOE  
& PARTNERS

Rizana Noor  
PT KREDIT BIRO  
INDONESIA JAYA (KBIJ)

Monasisca Noviannei  
INDONESIA INVESTMENT  
COORDINATING BOARD

Putra Nugraha  
WITARA CAKRA ADVOCATES  
(IN ASSOCIATION WITH  
WHITE & CASE LLP)

Heru Pambudi  
MINISTRY OF FINANCE

Ay Tjhing Phan  
PWC INDONESIA

Abraham Pierre  
KPMG

Anthony Pratama Chandra  
HERMAWAN JUNIARTO  
LAW FIRM

Fredie Pratomo  
PT BINATAMA AKRINDO

Vanya Edria Rahmani  
HANAFIAH PONGGAWA  
& PARTNERS

Ilman Rakhmat  
RAKHMAT SUROSO  
ADVOCATES

Dhamma Ratna  
NOTARIS & PEJABAT  
PEMBUAT AKTA TANAH

Jean H. Reksodiputro  
PT PEFINDO BIRO KREDIT

Sophia Rengganis  
PWC INDONESIA

Rengganis Rennganis  
HADROMI & PARTNERS

Ricardo Simanjuntak  
RICARDO SIMANJUNTAK  
& PARTNERS

Vincencia Rininta Emasari  
BANK INDONESIA

Tania Faramutia Riyanto  
ALI BUDIARDJO, NUGROHO,  
REKSODIPUTRO, MEMBER  
OF LEX MUNDI

Natalia Rizky  
LEKS&CO LAWYERS

Reza Riztama  
PT PRATAMA INDOMITRA  
KONSULTAN

Valdano Ruru  
MAKARIM & TAIRA S.

Ayundha Sahar  
OENTOENG SURIA & PARTNERS

Rika Salim  
OENTOENG SURIA & PARTNERS

Nur Asyura Anggini Sari  
BANK INDONESIA

Jutha Sasmita  
KRISNA LAW FIRM

Haryo Sedewo  
INDONESIA INVESTMENT  
COORDINATING BOARD

Joana Maleriluah Sembiring  
SURIA NATAADMADJA  
& ASSOCIATES

Erwin Setiawan  
EY

Indra Setiawan  
ALI BUDIARDJO, NUGROHO,  
REKSODIPUTRO, MEMBER  
OF LEX MUNDI

Arief Setyadi  
PKF ACCOUNTANTS &  
BUSINESS ADVISERS

Agatha Sherry  
LEKS&CO LAWYERS

Bonar Sidabukke  
SIDABUKKE CLAN  
& ASSOCIATES

Sudiman Sidabukke  
SIDABUKKE CLAN  
& ASSOCIATES

Obed Simamora  
LAND OFFICE OF SURABAYA

Yudianta Medio N. Simbolon  
SIMBOLON & PARTNERS  
LAW FIRM

Stefanny Oktaria Simorangkir  
BUDIDJAJA INTERNATIONAL  
LAWYERS

Mario Sinjal  
NURJADIN SUMONO  
MULYADI & PARTNERS

Fransisca Sintia  
LEKS&CO LAWYERS

Nien Raffles Siregar  
SIREGAR SETIAWAN MANALU

Indra Sudrajat  
OENTOENG SURIA & PARTNERS

Yogi Sudrajat Marsono  
ASSEGAF, HAMZAH  
& PARTNERS

Bambang Suprijanto  
EY

Lingga Surjanto  
HERMAWAN JUNIARTO  
LAW FIRM

Lie Yessica Susanti  
HERMAWAN JUNIARTO  
LAW FIRM

Atik Susanto  
OENTOENG SURIA & PARTNERS

Aria Suyudi  
INDONESIA JENTERA  
SCHOOL OF LAW

Kurniawan Tanzil  
MAKARIM & TAIRA S.

Daniel Djoko Tarliman  
DANIEL DJOKO TARLIMAN  
& PARTNER

Tabita Sifra Thakurdas  
SURIA NATAADMADJA  
& ASSOCIATES

Achmad Tri Cahyono  
OTORITAS JASA KEUANGAN—  
INDONESIA FINANCIAL  
SERVICES AUTHORITY

Gatot Triprasetyo  
RIVAI TRIPRASETIO & PARTNERS

Runi Tusita  
PWC INDONESIA

Diaz Vatriando  
ADNAN KELANA HARYANTO  
& HERMANTO

Ilham Wahyu  
ALI BUDIARDJO, NUGROHO,  
REKSODIPUTRO, MEMBER  
OF LEX MUNDI

Sony Panji Wicaksono  
BANK INDONESIA

Yuddy Wicaksono  
PT PLN (PERSERO) INDONESIA  
STATE ELECTRICITY  
CORPORATION

Anthony Winza Probowo  
BUDIDJAJA INTERNATIONAL  
LAWYERS

Kiki Yunita  
DINAS PENANAMAN  
MODAL DAN PTSP

Akbar Zainuri  
KARIMSYAH LAW FIRM

Mohammad Zamroni  
ZAMRO & ASSOCIATES

Andi Zulfikar  
MATARAM PARTNERS

Jacob Zwaan  
KPMG

## IRAN, ISLAMIC REP.

ADIB LAW FIRM

T&S ASSOCIATES

Sareh Abadtalab  
ORGANIZATION OF DEEDS  
AND PROPERTY REGISTRATION  
AND NOTARIES

Morteza Adab  
COMPANY REGISTRATION  
OFFICE

Ali Ahmadi  
TEHRAN CHAMBER OF  
COMMERCE, INDUSTRIES  
AND MINES

Mousa Ahmadi  
ISLAMIC AZAD UNIVERSITY

Behrooz Akhlaghi  
INTERNATIONAL LAW  
OFFICE OF DR. BEHROOZ  
AKHLAGHI & ASSOCIATES

Hamidreza Alipour Shirsavar  
ISLAMIC AZAD UNIVERSITY

Ali Amani  
DAYA-RAHYAFT AUDITING &  
MANAGEMENT SERVICES

Mohammad Reza Anbiyai  
INTERNATIONAL CENTRE OF  
HIGHER EDUCATION AND  
SCIENTIFIC STUDIES (ICHES)

Behshid Arfania  
KARIMI & ASSOCIATES  
LAW FIRM

Mehrnoosh Aryanpour  
GIDE LOYRETTE NOUEL,  
MEMBER OF LEX MUNDI

Anahita Asgari Fard  
ASGARI & ASSOCIATES  
INTERNATIONAL LAW FIRM

Gholam Ali Asghari  
GREAT TEHRAN  
ELECTRICITY DISTRIBUTION  
COMPANY (GTEDC)

Zayer Ayat  
IRANIAN NATIONAL TAX  
ADMINISTRATION (INTA)

Toktam Aynekar  
PERSOL CORPORATION

Majed Azizian

Fatemeh Bagherzadeh  
FARJAM LAW OFFICE

Rambod Barandoust  
CONSULTANT

Gholam-Hossein Davani  
DAYA-RAHYAFT AUDITING &  
MANAGEMENT SERVICES

Farhad Derhami  
BAYAN EMROOZ  
INTERNATIONAL LAW FIRM

Morteza Dezfoulian

Sepideh Dowlatshahi  
BARTAR ASSOCIATES LAW FIRM

Maryam Ebrahimi  
APP LEGAL INSTITUTE  
IN ASSOCIATION WITH  
DENTONS EUROPE LLP

Maryam Ebrahimi Ghaleh Aziz  
ORGANIZATION OF DEEDS  
AND PROPERTY REGISTRATION  
AND NOTARIES



Roza Einifar  
INTERNATIONAL LAW  
OFFICE OF DR. BEHROOZ  
AKHLAGHI & ASSOCIATES

Shirin Ozra Entezari  
DR. SHIRIN O. ENTEZARI  
& ASSOCIATES

Marjan Esfahanian  
HOSSEINNEJAD & ESFAHANIAN  
LAW PARTNERS

Shirzad Eslami  
OWJ LAW OFFICE

Seyyed Amir Hossein Etesami  
SECURITIES AND EXCHANGE  
ORGANIZATION OF IRAN

Bahram Farivar Sadri  
SHARESTAN CONSULTANTS

Mostafa Farmahini Farahani

Shahriar Ghadimi  
SHARESTAN CONSULTANTS

Allahyar Ghajar  
TEHRAN MUNICIPALITY—  
FANAVARAN SHAHR CO.

Nasim Gheidi  
GHEIDI & ASSOCIATES  
LAW OFFICE

S. Arash H. Mirmalek  
PERSOL CORPORATION

Behazin Hasibi  
DAADBEH PARTNERS

Mojtaba Hoseini  
MOTAMEDI ATTORNEY-AT-LAW

Amir Hosseini  
PERSOL CORPORATION

Katayoun Hosseinnejad  
HOSSEINNEJAD & ESFAHANIAN  
LAW PARTNERS

Arash Izadi  
IZADI LAW FIRM

Saleh Jaber  
ESK LAW FIRM

Nasim Jahanbani  
GREAT TEHRAN  
ELECTRICITY DISTRIBUTION  
COMPANY (GTEDC)

Mohammad Jalili  
IRAN CREDIT SCORING

Farid Kani  
ATIEH ASSOCIATES

Anooshiravan Karimi  
KARIMI & ASSOCIATES  
LAW FIRM

Esmail Karimian  
ESK LAW FIRM

Setareh Kermani  
KARIMI & ASSOCIATES  
LAW FIRM

Reza Khoshnoodi  
COURT OF CASSATION  
OF TEHRAN

Majid Mahallati  
A.M. MAHALLATI & CO.

Davoud Malekmohammadi  
SHARESTAN CONSULTANTS

Hamidreza Mansouri  
GREAT TEHRAN  
ELECTRICITY DISTRIBUTION  
COMPANY (GTEDC)

Mohammad Mahdi Mehri  
OFOGHE SABZ IDALAT

Mahnaz Mehrinfar  
INTERNATIONAL LAW  
OFFICE OF DR. BEHROOZ  
AKHLAGHI & ASSOCIATES

Farid Meidani  
DAADBEH PARTNERS  
Amir Karbasi Milani  
MILANI LAW FIRM

Fatemeh Sadat Mirsharifi  
MINISTRY OF COMMERCE

Golazin Mokhtari  
ATIEH ASSOCIATES

Hamidreza Mokhtarian  
MEHR INTERNATIONAL  
LAW FIRM

Isabelle Monfort  
GIDE LOYRETTE NOUËL,  
MEMBER OF LEX MUNDI

Maryam Monirifar  
PERSOL CORPORATION

Dorsa Mossayebzadeh  
INTERNATIONAL LAW  
OFFICE OF DR. BEHROOZ  
AKHLAGHI & ASSOCIATES

Mehdi Mousavi  
PERSOL CORPORATION

Yalda Mozaffarian  
DAADBEH PARTNERS

Sedigheh Naeimian  
KESAVARZ & CO.

Hossein Najafi  
ORGANIZATION OF DEEDS  
AND PROPERTY REGISTRATION  
AND NOTARIES

Mohammadreza Narimani  
APP LEGAL INSTITUTE  
IN ASSOCIATION WITH  
DENTONS EUROPE LLP

Vahid Nasiri  
BAYAN EMROOZ  
INTERNATIONAL LAW FIRM

Amir Tahami Nejad  
PERSIAN CARGO CO. LTD.

Fariba Norouzi  
PARSIAN INSURANCE CO.

Rasoul Nowrouzi  
Hasan Omidvar  
ASGARI & ASSOCIATES  
INTERNATIONAL LAW FIRM

Zohreh Papi

Farmand Pourkarim  
TEHRAN MUNICIPALITY—  
FANAVARAN SHAHR CO.

Shahla Pournazeri  
LAW OFFICES OF SHAHLA  
POURNAZERI & ASSOCIATES

Mohammad Rahmani  
BAYAN EMROOZ  
INTERNATIONAL LAW FIRM

Yahya Rayegani  
PRAELEGAL IRAN

Atiyeh Rezaei  
DR. SHIRIN O. ENTEZARI  
& ASSOCIATES

Encyeh Sadr  
BAYAN EMROOZ  
INTERNATIONAL LAW FIRM

Alireza Sadri  
INTERNATIONAL LAW  
OFFICE OF DR. BEHROOZ  
AKHLAGHI & ASSOCIATES

Amirhossein Saki  
HOSSEINNEJAD & ESFAHANIAN  
LAW PARTNERS

Reyhaneh Sedighi  
KARIMI & ASSOCIATES  
LAW FIRM

Pouya Sepehr  
SHARESTAN CONSULTANTS

Ahmad Shabanifard  
INTERNATIONAL CENTRE OF  
HIGHER EDUCATION AND  
SCIENTIFIC STUDIES (ICHES)

Sara Shabanifard  
RS COMPONENT

Khatereh Shahbazi  
INTERNATIONAL LAW  
OFFICE OF DR. BEHROOZ  
AKHLAGHI & ASSOCIATES

Ali Sharifi  
NIK TAK CO. LTD.

Pegah Sharifzadeh  
INTERNATIONAL LAW  
OFFICE OF DR. BEHROOZ  
AKHLAGHI & ASSOCIATES

Nader Sheybani  
SHEYBANI & ASSOCIATES

Farzan Shirvanbeigi  
TEHRAN MUNICIPALITY—  
FANAVARAN SHAHR CO.

Rajat Ratan Sinha  
RCS PVT. LTD. BUSINESS  
ADVISORS GROUP

Parva Soltani  
PERSOL CORPORATION

Pedram Soltani  
PERSOL CORPORATION

Sara Tajdini  
GHEIDI & ASSOCIATES  
LAW OFFICE

Mohammad Reza Talischi  
PERSOL CORPORATION

Ebrahim Tavakoli  
ATIEH ASSOCIATES

Gholam Hossein Vahidi  
DR. VAHIDI & ASSOCIATES

Hamid Vakili  
OFOGHE SABZ IDALAT

Mojdeh Yaghmaie  
GIDE LOYRETTE NOUËL,  
MEMBER OF LEX MUNDI

Ahmad Yousefi  
DR. YOUSEFI LAW OFFICE

AmirHossein Zamani  
ESFAHAN CHAMBER  
OF COMMERCE

Esmail Zarifiazad  
MINISTRY OF COOPERATIVES,  
LABOUR AND SOCIAL WELFARE

## IRAQ

EY

IRAQI ASSOCIATION OF  
SECURITIES DEALERS  
MINISTRY OF ELECTRICITY

PWC JORDAN

Ahmed Abboud Al Janabi  
MENA ASSOCIATES IN  
ASSOCIATION WITH AMERELLER

Marie Antoinette Airut  
AIRUT LAW OFFICES

Hussein Al-Fadhili  
ATTORNEY-AT-LAW

Qismah Ali  
CENTRAL BANK OF IRAQ

Ihsan Jasim Al-Khalidi  
MINISTRY OF PLANNING

Rashid Al-Khouri  
ENGINEER

Adil Al-Lami  
MANAGEMENT SYSTEMS  
INTERNATIONAL

Daowd Al-Mula  
BHC LAW FIRM LLC

Ghath Raad Al-Nidawi  
MINISTRY OF PLANNING

Rukaya Sabaah Al-Oqabee  
MINISTRY OF PLANNING

Azhar Al-Rubaie  
MINISTRY OF PLANNING

Florian Amereller  
MENA ASSOCIATES IN  
ASSOCIATION WITH AMERELLER

Kilian Bälz  
MENA ASSOCIATES IN  
ASSOCIATION WITH AMERELLER

Akram El Khazen  
AIRUT LAW OFFICES

Daniel Heintel  
MENA ASSOCIATES IN  
ASSOCIATION WITH AMERELLER

Abdulaziz Jabbar Abdulaziz  
COMPANY REGISTRAR  
DIRECTOR GENERAL

Deepak John  
BRIDGEWAY SHIPPING &  
CLEARING SERVICES

Aayat Khalid  
BHC LAW FIRM LLC

Zaid Mahdi  
ADIB COMPANY

Khalid Mozan  
AL MOZAN COMPANIES GROUP

Ahmed Naguib  
BCC LOGISTICS

Adnan K. Nahidh  
SIYAH GROUP

Amany Naif  
BHC LAW FIRM LLC

Ammar Naji  
CONFLUENT LAW GROUP

Mohammed Ali Qanbar  
Dhirar Salim  
KASB GENERAL CONTRACTING

Kareem Salim Kamash  
GENERAL COMMISSION  
FOR TAXES

Abdelrahman Sherif  
DLA MATOUK BASSIOUNY  
(PART OF DLA PIPER GROUP)

Mohammed Yahya

Khaled Yaseen  
AL-SAQER ADVISERS  
& LEGAL SERVICES

Dahlia Zamel  
MENA ASSOCIATES IN  
ASSOCIATION WITH AMERELLER

## IRELAND

CENTRAL BANK OF IRELAND—  
CENTRAL CREDIT REGISTER

ESB INTERNATIONAL

Eithne Barry  
MASON HAYES & CURRAN

Seán Barton  
MCCANN FITZGERALD

Sarah Berkery  
DILLON EUSTACE

John Comerford  
COONEY CAREY CONSULTING  
LTD.—MEMBER OF RUSSELL  
BEDFORD INTERNATIONAL

Miranda Cox  
PWC IRELAND

Emma Doherty  
MATHESON

Gavin Doherty  
EUGENE F. COLLINS SOLICITORS

John Doyle  
DILLON EUSTACE

Kenneth Egan  
ARTHUR COX, MEMBER  
OF LEX MUNDI

Garret Farrelly  
MATHESON

Laura Feely  
EUGENE F. COLLINS SOLICITORS

Frank Flanagan  
MASON HAYES & CURRAN

Orla Hegarty  
UNIVERSITY COLLEGE DUBLIN

Anna Hickey  
PHILIP LEE SOLICITORS

Áine Hughes  
A&L GOODBODY

William Johnston  
ARTHUR COX, MEMBER  
OF LEX MUNDI

Jonathan Kelly  
PHILIP LEE SOLICITORS

Liam Kennedy  
A&L GOODBODY

Eamonn Madden  
COONEY CAREY CONSULTING  
LTD.—MEMBER OF RUSSELL  
BEDFORD INTERNATIONAL

Mary Liz Mahony  
ARTHUR COX, MEMBER  
OF LEX MUNDI

Aoibhinn Maloney  
MASON HAYES & CURRAN

Gerry McCartney  
IRISH CREDIT BUREAU

Brid McCoy  
AMOS SOLICITORS

Kevin Meehan  
COMPASS MARITIME LTD.

Heather Murphy  
MATHESON

Laura O'Connor  
MASON HAYES & CURRAN

Seóna O'Donnellan  
MATHESON

Declan O'Hora  
OFFICE OF THE REVENUE  
COMMISSIONERS

Brian O'Malley  
A&L GOODBODY

Kevin Quinn  
PWC IRELAND

Laura Rafferty  
ARTHUR COX, MEMBER  
OF LEX MUNDI

Thomas Ryan  
A&L GOODBODY

Peppe Santoro  
VENTURE LEGAL SERVICES

Brendan Sharkey  
REDDY CHARLTON

Aidan Timmins  
THE PROPERTY REGISTRATION  
AUTHORITY

Mark Traynor  
A&L GOODBODY

Joe Tynan  
PWC IRELAND

Marcus Walsh  
A&L GOODBODY

Patrick Walshe  
PHILIP LEE SOLICITORS

Emma Weld-Moore  
DANIEL MURPHY SOLICITORS

Maura Young  
IRISH CREDIT BUREAU

## ISRAEL

FOLMAN-MEGIORA, ADV

Eyal Bar-Eliezer  
BALTER, GUTH, ALONI LLP

Erez Ben-Ari  
PWC ISRAEL

Jacob Ben-Chitrit  
YIGAL ARNON & CO.

Jeremy Benjamin  
GOLDFARB SELIGMAN & CO.

Moshe Ben-Yair  
PUBLIC UTILITY  
AUTHORITY-ELECTRICITY

Rona Bergman Naveh  
GROSS, KLEINHENDLER,  
HODAK, HALEVY,  
GREENBERG & CO.

Sara Bitton  
ISRAEL CUSTOMS DIRECTORATE

Roy Caner  
ERDINAST, BEN NATHAN,  
TOLEDANO & CO. ADVOCATES

Eitan Carmeli  
ECA-ETHAN, CARMEL  
ARCHITECTS

Doron Cohen  
RAVEH, RAVID & CO.  
CPAS—MEMBER OF RUSSELL  
BEDFORD INTERNATIONAL

Yael Crema  
MINISTRY OF FINANCE  
OF ISRAEL

Itay Deutsch  
NASCHITZ, BRANDES,  
AMIR & CO.

Guy Dvory  
S. HOROWITZ & CO.  
MEMBER OF LEX MUNDI

Asaf Joseph Eylon  
YIGAL ARNON & CO.

Yigal Faberman  
ISRAEL DEFENSE FORCES

Amichay Finkelstein  
AMIT, POLLAK,  
MATALON & CO.

Jonathan Finklestone  
MEITAR LIQUORNIK  
GEVA LESHEM TAL

Nitzan Fisher Conforti  
YIGAL ARNON & CO.

Viva Gayer  
ERDINAST, BEN NATHAN,  
TOLEDANO & CO. ADVOCATES

Tuvia Geffen  
NASCHITZ, BRANDES,  
AMIR & CO.

Ido Gonen  
GOLDFARB SELIGMAN & CO.

Amos Hacmun  
HESKIA-HACMUN LAW FIRM

Liron HaCohen  
YIGAL ARNON & CO.

Shlomi Hayzler  
MINISTRY OF JUSTICE

Yael Herskovitz  
GROSS, KLEINHENDLER,  
HODAK, HALEVY,  
GREENBERG & CO.

Tali Hirsch Sherman  
MINISTRY OF CONSTRUCTION  
AND HOUSING

Zeev Katz  
PWC ISRAEL

Vered Kirshner  
PWC ISRAEL

Adam Klein  
GOLDFARB SELIGMAN & CO.

Gideon Koren  
GIDEON KOREN &  
CO. LAW OFFICES

Hadas Lavi-Benderman  
S. HOROWITZ & CO.  
MEMBER OF LEX MUNDI

Gil Lazar  
STRAUSS LAZER & CO. CPAS

Matan Lazar  
LAZAR & CO.

Dana Leshem  
ERDINAST, BEN NATHAN,  
TOLEDANO & CO. ADVOCATES

Michelle Liberman  
S. HOROWITZ & CO.  
MEMBER OF LEX MUNDI

Nofar Maimon  
RAVEH, RAVID & CO.  
CPAS—MEMBER OF RUSSELL  
BEDFORD INTERNATIONAL

Liron Mendelevitz  
KRIEF ALBATROS LTD.

Michael Mograbi  
PELTRANSPORT

Assaf Neeman  
RINAT & ASSAF  
NEEMAN—ARCHITECTS

Yonathan Nissenhaus  
GOLDFARB SELIGMAN & CO.

Tzippi Rozenberg  
TZIPPI ROZENBERG LAW FIRM

Doron Sadan  
PWC ISRAEL

Dan Sharon  
DAN SHARON—CONSULTING  
ENGINEERS 2002 LTD.

Daniel Singerman  
COFACEBDI

Hugo Spangenthal  
MISHAB

Eran B. Taussig  
BALTER, GUTH, ALONI LLP

Eylam Weiss  
WEISS, PORAT & CO.

Zeev Weiss  
WEISS, PORAT & CO.

Michal Zohar-Neistern  
NASCHITZ, BRANDES,  
AMIR & CO.

## ITALY

ASSOMELA

Paolo Acciari  
MINISTERO DELL'ECONOMIA  
E FINANZE

Marco Sebastiano Accorrà  
STUDIO LEGALE ACCORRÀ

Fabrizio Acerbis  
PWC ITALY

Silvia Adani  
SHEARMAN & STERLING LLP

Giuseppe Alemani  
ALEMANI & ASSOCIATI

Iacopo Aliverti Piuri  
DENTONS

Federico Antich  
STUDIO DELL'AVVOCATO  
ANTICH

Umberto Antonelli  
STUDIO LEGALE ASSOCIATO  
AD ASHURST LLP

Gaetano Arnò  
PWC—TAX AND  
LEGAL SERVICES

Ivan Arrotta  
PWC—TAX AND  
LEGAL SERVICES

Gianluigi Baroni  
PWC—TAX AND  
LEGAL SERVICES

Alvise Becker  
PWC—TAX AND  
LEGAL SERVICES

Susanna Beltramo  
STUDIO LEGALE BELTRAMO

Domenico Benincasa  
STUDIO LEGALE BENINCASA  
NERVI & PARTNERS

Claudia Beranzoli  
COURT OF APPEAL OF ROME

Carlo Berarducci  
CARLO BERARDUCCI  
ARCHITECTURE

Emma Berdini  
SHEARMAN & STERLING LLP

Gianluca Borraccia  
PWC—TAX AND  
LEGAL SERVICES

Giampaolo Botta  
SPEDIPORTO—ASSOCIAZIONE  
SPEDIZIONIERI CORRIERI E  
TRASPORTATORI DI GENOVA

Giuseppe Broccoli  
BDALAW

Marco Buffarini  
MINISTERO DELL'ECONOMIA  
E FINANZE

Sergio Calderara  
CLEGAL

Federico Calloni  
STUDIO CORNO—MEMBER  
OF RUSSELL BEDFORD  
INTERNATIONAL

Gianluca Cambareri  
TONUCCI & PARTNERS

Antonio Campagnoli  
IL PUNTO REAL  
ESTATE ADVISOR

Stefano Cancarini  
PWC—TAX AND  
LEGAL SERVICES

Ludovica Cantoresi  
COURT OF APPEAL OF ROME

Fabiola Capparelli  
PWC—TAX AND  
LEGAL SERVICES

Antonio Cappello  
CONSIGLIO NAZIONALE  
DEL NOTARIATO

Cecilia Carrara  
LEGANCE AVVOCATI ASSOCIATI

Alberto Castelli  
STUDIO LEGALE ASSOCIATO  
AD ASHURST LLP

Sandro Cecili  
ARIETI S.P.A. ACEA GROUP

Da Sol Choi  
STUDIO LEGALE ASSOCIATO  
AD ASHURST LLP

Flavio Ciotti  
CLEARY GOTTlieb STEEN  
& HAMILTON LLP

Domenico Colella  
ORSINGER ORTU—  
AVVOCATI ASSOCIATI

Lorenzo Colombi Manzi  
WHITE & CASE LLP

Fabrizio Colonna  
STELÉ PERELLI

Mattia Colonnelli de Gasperis  
COLONNELLI DE GASPERIS  
STUDIO LEGALE

Carlo Alberto Mario Corazzini  
RISTUCCIA TUFARELLI  
E ASSOCIATI

Barbara Corsetti  
PORTOLANO CAVALLLO  
STUDIO LEGALE

Filippo Corsini  
CHIOMENTI STUDIO LEGALE

Barbara Cortesi  
STUDIO LEGALE GUASTI

Yvette Costa  
WHITE & CASE LLP

Andrea Covolan  
MACCHI DI CELLERE GANGEMI

Salvatore Cuzzocrea  
PWC—TAX AND  
LEGAL SERVICES

Mariano Davoli  
PIROLA PENNUTO ZEI  
& ASSOCIATI

Daniele De Benedetti  
STUDIO AVV. DANIELE  
DE BENEDETTI

Francesca De Paolis  
STUDIO LEGALE  
SALVATORE DE PAOLIS

Andrea De Pieri  
SHEARMAN & STERLING LLP

Rosa Del Sindaco  
ABBATESCIANNI STUDIO  
LEGALE E TRIBUTARIO

Claudio Di Falco  
CLEARY GOTTlieb STEEN  
& HAMILTON LLP

Fabrizio Di Geronimo  
PWC—TAX AND  
LEGAL SERVICES

Francesco Dialecti  
CBA STUDIO LEGALE  
E TRIBUTARIO

Silvia Digregorio  
COURT OF APPEAL OF ROME

Davide Diverio  
WHITE & CASE LLP

Lorenzo Fabbri  
COCUZZA E ASSOCIATI

Francesco Falsetti  
SALINI IMPREGILO

Maddalena Ferrari  
STUDIO NOTARILE FERRARI

Barbara Mirta Ferri  
PWC—TAX AND  
LEGAL SERVICES

Tommaso Foco  
PORTOLANO CAVALLLO  
STUDIO LEGALE

Valerio Fontanesi  
SHEARMAN & STERLING LLP

Emanuele Franchi  
PWC ITALY

Pier Andrea Fré Torelli Massini  
CARABBA & PARTNERS

Filippo Frigerio  
PORTOLANO CAVALLLO  
STUDIO LEGALE

Linda Nicoletta Frigo  
GRUPPO PAM S.P.A.

Marialaura Frittella  
COCUZZA E ASSOCIATI

Carlo Fumagalli  
STUDIO FUMAGALLI

Paolo Gallarati  
NCTM STUDIO LEGALE

Andrea Gangemi  
PORTOLANO CAVALLLO  
STUDIO LEGALE

Alessandro Generali  
STUDIO LEGALE ASSOCIATO  
AD ASHURST LLP

Daniele Geronzi  
LEGANCE AVVOCATI ASSOCIATI

Enrica Maria Ghia  
STUDIO LEGALE GHIA

Lucio Ghia  
STUDIO LEGALE GHIA

Alessandra Ghisio  
PWC—TAX AND  
LEGAL SERVICES

Andrea Giarretta  
PWC—TAX AND  
LEGAL SERVICES

Vincenzo Fabrizio Giglio  
GIGLIO & SCOFFERI STUDIO  
LEGALE DEL LAVORO

Elena Giuffrè  
STUDIO LEGALE ASSOCIATO  
AD ASHURST LLP

Antonio Grieco  
GRIECO E ASSOCIATI

Federico Guasti  
STUDIO LEGALE GUASTI

Margot Houli  
PWC—TAX AND  
LEGAL SERVICES

Francesca Inchingolo  
COURT OF APPEAL OF ROME

Pamela Infantino  
STUDIO LEGALE ASSOCIATO  
AD ASHURST LLP

Francesco Iodice  
CLEARY GOTTlieb STEEN  
& HAMILTON LLP

Alberto Irace  
ARIETI S.P.A. ACEA GROUP

Giovanni Izzo  
ABBATESCIANNI STUDIO  
LEGALE E TRIBUTARIO

Ignazio La Candia  
PIROLA PENNUTO ZEI  
& ASSOCIATI

Francesco Laureti  
NCTM STUDIO LEGALE

Luca Lavazza  
PWC ITALY

Francesco Liberatori  
CLEARY GOTTlieb STEEN  
& HAMILTON LLP

Giovanni Liotta  
CONSIGLIO NAZIONALE  
DEL NOTARIATO

Stefano Liotta  
ARIETI S.P.A. ACEA GROUP

Claudia Lo Cicero  
AGENZIA DELLE DOGANE  
E DEI MONOPOLI

Enrico Lodi  
CRIF S.P.A.

Giulia Loi  
ORSINGER ORTU—  
AVVOCATI ASSOCIATI

Salvatore Lombardo  
CONSIGLIO NAZIONALE  
DEL NOTARIATO

Stefano Macchi di Cellere  
MACCHI DI CELLERE GANGEMI



Federico Magi  
PWC—TAX AND  
LEGAL SERVICES

Carlo Majer  
LITTLER

Simone Marcon  
CLEARY GOTTlieb STEEN  
& HAMILTON LLP

Laura Marretta  
ROMOLOTTI MARRETTA

Donatella Martinelli  
STUDIO LEGALE ASSOCIATO  
TOMMASINI E MARTINELLI

Federico Mattei  
PWC—TAX AND  
LEGAL SERVICES

Carloandrea Meacci  
STUDIO LEGALE ASSOCIATO  
AD ASHURST LLP

Gianluca Medina  
STUDIO LEGALE ASSOCIATO  
AD ASHURST LLP

Laura Mellone  
BANK OF ITALY

Priscilla Merlino  
NUNZIANTE MAGRONE

Marina Mirabella  
LEGÁLIA

Marco Monaco Sorge  
TONUCCI & PARTNERS

Alberto Moneta  
PWC—TAX AND  
LEGAL SERVICES

Maria Teresa Monteduro  
MINISTERO DELL'ECONOMIA  
E FINANZE

Micael Montinari  
PORTOLANO CAVALLLO  
STUDIO LEGALE

Davide Moretti  
BANK OF ITALY

Valeria Morosini  
TOFFOLETTO E SOCI LAW FIRM,  
MEMBER OF IUS LABORIS

Davide Neirotti  
PWC—TAX AND  
LEGAL SERVICES

Gianmatteo Nunziante  
NUNZIANTE MAGRONE

Luca Occhetta  
PIROLA PENNUTO ZEI  
& ASSOCIATI

Nicole Paccara  
WHITE & CASE LLP

Fabiana Padroni  
RISTUCCIA TUFARELLI  
E ASSOCIATI

Olga Palma  
PIROLA PENNUTO ZEI  
& ASSOCIATI

Luciano Panzani  
COURT OF APPEAL OF ROME

Giovanni Patti  
ABBATESCIANNI STUDIO  
LEGALE E TRIBUTARIO

Gino Pазienza  
ENER-PRICE

Federica Periale  
STUDIO LEGALE ASSOCIATO  
AD ASHURST LLP

Alessandro Piga  
WHITE & CASE LLP

Annamaria Pinzuti  
STUDIO LEGALE ASSOCIATO  
AD ASHURST LLP

Margherita Piromalli  
WHITE & CASE LLP

Maria Progidà  
PWC—TAX AND  
LEGAL SERVICES

Daniele Raynaud  
RAYNAUD STUDIO LEGALE

Valentina Ricci  
STELÉ PERELLI

Marianna Ristuccia  
RISTUCCIA TUFARELLI  
E ASSOCIATI

Cinzia Romano  
STUDIO LEGALE  
SALVATORE DE PAOLIS

Tommaso Edoardo Romolotti  
ROMOLOTTI MARRETTA

Davide Rossini  
APL SRL

Michele Salemo  
LEXOPERA

Francesca Salerno  
LEGANCE AVVOCATI ASSOCIATI

Michele Salerno  
KRCOM

Alessandro Salvador  
SHEARMAN & STERLING LLP

Giuseppe Santarelli  
TONUCCI & PARTNERS

Arturo Santoro  
PIROLA PENNUTO ZEI  
& ASSOCIATI

Alice Scotti  
STUDIO LEGALE GUASTI

Lidia Maria Sella  
STUDIO CORNO—MEMBER  
OF RUSSELL BEDFORD  
INTERNATIONAL

Dario Sencar  
PWC ITALY

Susanna Servi  
CARABBA & PARTNERS

Ginevra Sforza  
PORTOLANO CAVALLLO  
STUDIO LEGALE

Massimiliano Silveti  
LEGÁLIA

Luca Sportelli  
CLEARY GOTTlieb STEEN  
& HAMILTON LLP

Maria Antonietta Tanico  
STUDIO LEGALE TANICO

Andrea Tedioli  
STUDIO LEGALE TEDIOLI

Giuseppe Telesca  
AGENZIA DELLE ENTRATE

Roberto Tirone  
COCUZZA E ASSOCIATI

Francesca Tironi  
PWC—TAX AND  
LEGAL SERVICES

Giácinto Tommasini  
STUDIO LEGALE ASSOCIATO  
TOMMASINI E MARTINELLI

Luca Tormen  
PORTOLANO CAVALLLO  
STUDIO LEGALE

Nicola Toscano  
STUDIO LEGALE ASSOCIATO  
AD ASHURST LLP

Silvia Totti  
WHITE & CASE LLP

Stefano Tresca  
ISEED

Luca Tufarelli  
RISTUCCIA TUFARELLI  
E ASSOCIATI

Valentina Turco  
PORTOLANO CAVALLLO

Rachele Vacca de Dominicis  
GRIECO E ASSOCIATI

Mario Valentini  
PIROLA PENNUTO ZEI  
& ASSOCIATI

Elisabetta Ventrella  
BDALAW

Gloria Vigilante  
STUDIO LEGALE ASSOCIATO  
AD ASHURST LLP

Fabio Zanchi  
BDALAW

Nicola Zanotelli

Emilio Zendri  
ARIFI S.P.A. ACEA GROUP

Filippo Zucchinelli  
PWC—TAX AND  
LEGAL SERVICES

**JAMAICA**

CARL CHEN & ASSOCIATES

INTERPLAN

PWC JAMAICA

RIVI GARDENER &  
ASSOCIATE LTD.

Althea Anderson  
LEX CARIBBEAN

Comnore Bennett

Gregory Bennett  
NATIONAL ENVIRONMENT  
& PLANNING AGENCY

Christopher Bovell  
DUNNCOX

Garfield Bryan  
OFFICE OF UTILITIES  
REGULATION

Errington Case  
JAMAICA PUBLIC SERVICE  
COMPANY LIMITED

Alexander Corrie  
LIVINGSTON,  
ALEXANDER & LEVY

Kevin Cunningham  
ABTAX LIMITED

Joan Ferreira-Dallas  
ABTAX LIMITED

Nicole Foga  
FOGA DALEY

Patricia Francis  
TRADE FACILITATION  
SECRETARIAT

David Geddes  
OFFICE OF UTILITIES  
REGULATION

Kay-Ann Graham  
NUNES, SCHOLEFIELD  
DELEON & CO.

Narda Graham  
DUNNCOX

Gabrielle Grant  
MYERS, FLETCHER & GORDON,  
MEMBER OF LEX MUNDI

Matthieu H. J. Beckford  
RATTRAY PATTERSON RATTRAY

Howard Harris  
FOGA DALEY

Hopeton Heron  
OFFICE OF UTILITIES  
REGULATION

Michael Hylton  
HYLTON POWELL

Donovan Jackson  
NUNES, SCHOLEFIELD  
DELEON & CO.

Mikhail Jackson  
LIVINGSTON,  
ALEXANDER & LEVY

Topaz Johnson  
DUNNCOX

Joan Lawla  
UNIVERSITY OF TECHNOLOGY

Melinda Lloyd  
JAMAICA PUBLIC SERVICE  
COMPANY LIMITED

Rachael Lodge  
FOGA DALEY

Marlon Lowe  
JAMAICA CUSTOMS  
DEPARTMENT

Kerri-Anne Mayne  
MYERS, FLETCHER & GORDON,  
MEMBER OF LEX MUNDI

Horace Messado  
JAMAICA PUBLIC SERVICE  
COMPANY LIMITED

Alton Morgan  
LEGIS-ALTON E. MORGAN &  
CO. ATTORNEYS-AT-LAW

Sandralyn Nembhard  
ABTAX LIMITED

Shyvonne Osborne-Perry  
FOGA DALEY

Gina Phillipps Black  
MYERS, FLETCHER & GORDON,  
MEMBER OF LEX MUNDI

Shalise Porteous  
NATIONAL LAND AGENCY

Kevin Powell  
HYLTON POWELL

Judith Ramlogan  
COMPANIES OFFICE

Paul Randall  
CREDITINFO JAMAICA LIMITED

Hilary Reid  
MYERS, FLETCHER & GORDON,  
MEMBER OF LEX MUNDI

Velma Ricketts Walker  
JAMAICA CUSTOMS  
DEPARTMENT

Trevor Riley  
THE SHIPPING ASSOCIATION  
OF JAMAICA

Camile Rose  
JAMAICA PUBLIC SERVICE  
COMPANY LIMITED

Bernard Shepherd  
LEX CARIBBEAN

Jacqueline Simmonds  
JAMAICA PUBLIC SERVICE  
COMPANY LIMITED

Chantal Simpson  
MYERS, FLETCHER & GORDON,  
MEMBER OF LEX MUNDI

Hakon Stefansson  
CREDITINFO JAMAICA LIMITED

Craig Stephen  
CREDITINFO JAMAICA LIMITED

Danielle Stiebel  
MYERS, FLETCHER & GORDON,  
MEMBER OF LEX MUNDI

Stuart Stimpson  
HART MUIRHEAD FATTA  
ATTORNEYS AT LAW

Marlene Street Forrest  
JAMAICA STOCK EXCHANGE

Humphrey Taylor  
TAYLOR CONSTRUCTION LTD.

Sherica Taylor  
LEX CARIBBEAN

Kanika Tomlinson  
THE TRADE BOARD

Kris-Anthony Turner  
DUNNCOX

Cheriese Walcott  
NATIONAL LAND AGENCY

Andre Williams  
JAMAICA CUSTOMS  
DEPARTMENT

Dominic Williams  
JAMAICA PUBLIC SERVICE  
COMPANY LIMITED

Kelley Wong  
LIVINGSTON,  
ALEXANDER & LEVY

Angelean Young-Daley  
JAMAICA PUBLIC SERVICE  
COMPANY LIMITED

**JAPAN**

NIPPON EXPRESS CO. LTD.

T. Adachi  
SANKYU INC OSAKA BR.

Daiki Akahane  
LAW OFFICES OF AKAHANE,  
ISEKI & HONDA (AIH LAW)

Masaaki Aono  
MINISTRY OF JUSTICE

Junji Arai  
KINDEN CO.

Nakamura Atushi  
TOKYO ELECTRIC POWER  
COMPANY INC.

Fumika Cho  
WHITE & CASE

Takuya Eguchi  
MORI HAMADA &  
MATSUMOTO—OSAKA

Toyoki Emoto  
ATSUMI & SAKAI

Kayoko Fujii  
JAPAN CREDIT INFORMATION  
REFERENCE CENTER CORP.

Kiyoshi Fujita  
ADACHI, HENDERSON,  
MIYATAKE & FUJITA

Miho Fujita  
ADACHI, HENDERSON,  
MIYATAKE & FUJITA

Rika Fukazawa  
FUKAZAWA SHAROUSHI OFFICE

Tatsuya Fukui  
ATSUMI & SAKAI

Shinnosuke Fukuoka  
NISHIMURA & ASAH

Teichi Haraguchi  
EY

Norio Harasawa  
ISHIKAWA-GUMI LTD.

Yuichi Hasegawa  
ADACHI, HENDERSON,  
MIYATAKE & FUJITA

Shunsuke Honda  
ANDERSON MORI &  
TOMOTSUNE

Akiko Hori  
SHIHOSHOSHI LAWYER  
OFFICE AKIKO HORI

Kei Horiguchi  
WHITE & CASE

Harufumi Hoshino  
KANSAI ELECTRIC POWER

Masaaki Iino  
BE AMBITIOUS SOCIAL  
INSURANCE LABOR  
CONSULTANT CORPORATION

Shouchi Imanishi  
LAWYER

Hiroshi Inagaki  
HANKYU HANSHIN  
EXPRESS CO. LTD.

Ryuji Ino  
EY

Koichi Ishikawa  
ANDERSON MORI &  
TOMOTSUNE

Yukitaka Ishizaka  
TOKYO ELECTRIC POWER  
COMPANY INC.

Akiko Isoyama  
PWC TAX JAPAN

Takeshi Kakeya  
TOKYO ELECTRIC POWER  
COMPANY INC.

Hiroaki Kakihira  
CHUO SOGO LAW OFFICE

Saki Kamiya  
ANDERSON MORI &  
TOMOTSUNE

Kazuo Kasai  
WHITE & CASE

Hiroshi Kasuya  
BAKER MCKENZIE

Takumi Kiriya  
NISHIMURA & ASAHI

Akemi Kito  
PWC TAX JAPAN

Akiko Kobayashi  
CREDIT INFORMATION  
CENTER CORP.

Masayoshi Kobayashi  
BAKER MCKENZIE

Daizo Kodama  
TOKYO ELECTRIC POWER  
COMPANY INC.

Hiroyuki Konishi  
KONISHI TAX AND  
ACCOUNTING

Yasuyuki Kuribayashi  
CITY-YUWA PARTNERS

Daisuke Matsui  
SHEARMAN & STERLING LLP

Hiroaki Matsui  
NISHIMURA & ASAHI

Naoki Matsuo  
CITY-YUWA PARTNERS

Nobuaki Matsuoka  
OSAKA INTERNATIONAL  
LAW OFFICES

Kazuya Miyakawa  
PWC TAX JAPAN

Reimi Miyamoto

Toshio Miyatake  
ADACHI, HENDERSON,  
MIYATAKE & FUJITA

Teppei Mogi  
OH-EBASHI LPC & PARTNERS

Kenji Mori  
OSAKA INTERNATIONAL  
BUSINESS PROMOTION CENTER

Michihiro Mori  
NISHIMURA & ASAHI

Yuka Morita  
MINISTRY OF LAND,  
INFRASTRUCTURE,  
TRANSPORT AND TOURISM

Tatsuaki Murakami  
NISHIMURA & ASAHI

Hirosato Nabika  
CITY-YUWA PARTNERS

Satoshi Nagaura  
NAGaura PERSONNEL  
MANAGEMENT OFFICE

Hideito Nakai  
KINDEN CO.

Kohei Nakajima  
EY

Jumpei Nakata  
EY

Ken Nakatsuka  
NAKATSUKA KEN TAX  
ACCOUNTING OFFICE

Masahiro Nakatsukasa  
CHUO SOGO LAW OFFICE

Noriyuki Nishi  
N&A LEGAL OFFICE

Hiromasa Nishibayashi  
NISHIBAYASHI LABOR  
AND SOCIAL SECURITY  
ATTORNEY'S OFFICE

Keisuke Nishimura  
WHITE & CASE

Miho Niunoya  
ATSUMI & SAKAI

Hiroko Numata  
LABOR AND SOCIAL SECURITY  
ATTORNEY HARNESS, INC.

Fumiya Obinata  
NISHIMURA & ASAHI

Takashi Oguchi  
CHUO SOGO LAW OFFICE

Takeshi Ogura  
OGURA ACCOUNTING OFFICE

Takashi Ohira  
NIPPON TELEGRAPH AND  
TELEPHONE CORPORATION

Hajime Ohkubo  
JAPAN CREDIT INFORMATION  
REFERENCE CENTER CORP.

Kotaro Okamoto  
EY

Isamu Onishi  
MINISTRY OF JUSTICE

Yoshihiko Ono  
LABOR AND SOCIAL  
SECURITY ATTORNEY  
YOSHIIKO ONO OFFICE

Anna Redmond  
TORAY INDUSTRIES, INC.

Yoko Sagawa  
SAGAWA LABOR AND SOCIAL  
SECURITY ATTORNEY

Takashi Saito  
CITY-YUWA PARTNERS

Yoko Saito  
WHITE & CASE LLP JAPAN

Hitomi Sakai  
KOJIMA LAW OFFICES

Yuka Sakai  
CITY-YUWA PARTNERS

Keiko Sakurai  
SAKURA INTERNATIONAL  
LEGAL PARTNER

Sara Sandford  
GARVEY SCHUBERT  
BARER LAW FIRM

Hitoshi Saruwatari  
KINKI TSUKAN CO. LTD.

Kei Sasaki  
ANDERSON MORI &  
TOMOTSUNE

Ichiro Sato

Tetsuro Sato  
BAKER MCKENZIE

Yuri Sugano  
NISHIMURA & ASAHI

Junya Suzuki  
BAKER MCKENZIE

Nobuhiko Suzuki  
SHEARMAN & STERLING LLP

Yasuyuki Suzuki  
HAYABUSA ASUKA  
LAW OFFICES

Hiroaki Takahashi  
ANDERSON MORI &  
TOMOTSUNE

Hiroto Takahashi  
ATSUMI & SAKAI

Yohei Takayanagi  
KANSAI ELECTRIC POWER

Junichi Tobimatsu  
TOBIMATSU LAW

Kazuki Toriuchi  
ALPS LOGISTICS CO. LTD.

Takaharu Totsuka  
ANDERSON MORI &  
TOMOTSUNE

Naohiro Toyoda  
AEON FINANCIAL  
SERVICE CO. LTD.

Hiroe Toyoshima  
NAKAMOTO & PARTNERS

Yoshito Tsuji  
OBAYASHI CORPORATION

Takeo Tsukamoto  
NISHIMURA & ASAHI

Ichiro Tsumiomori  
EY

Shougo Tsuruta  
PWC TAX JAPAN

Yusuke Tuji  
MINISTRY OF JUSTICE

Toru Ueno  
TOKYO ELECTRIC POWER  
COMPANY INC.

Tomoko Unaki  
JAPAN INTERNATIONAL  
COOPERATION AGENCY (JICA)

Yuichi Urata  
OH-EBASHI LPC & PARTNERS

Jun Usami  
WHITE & CASE

Kenji Utsumi  
NAGASHIMA OHNO  
& TSUNEMATSU

Kosei Watanabe

Michi Yamagami  
ANDERSON MORI &  
TOMOTSUNE

Akihiro Yamamoto  
TOBIMATSU LAW

Shunichi Yamamoto  
YAMAMOTO TAX  
ACCOUNTING OFFICE

Takayuki Yamashita  
GARVEY SCHUBERT  
BARER LAW FIRM

Hiroaki Yotabun  
TOKYO HIGH COURT

## JORDAN

BARGHOUTI KIRFAN  
HATTAR ADVOCATES  
EY

JORDAN SECURITIES  
COMMISSION

PWC JORDAN

Hisham Ababneh  
SAFWAN MOUBAYDEEN  
LAW FIRM IN ASSOCIATION  
WITH DENTONS

Yafa Abourah  
AL TAMIMI & COMPANY  
ADVOCATES & LEGAL  
CONSULTANTS

Hayja'a Abu Al Hayja'a  
TALAL ABU GHAZALEH  
LEGAL SERVICES CO.

Nayef Abu Alim  
PREMIER LAW FIRM LLP

Hanin Abughazaleh  
AL TAMIMI & COMPANY  
ADVOCATES & LEGAL  
CONSULTANTS

Waleed Adi  
EMRC ENERGY AND MINERALS  
REGULATORY COMMISSION

Ahmad Alalem  
JORDAN CUSTOMS

Fadi Al-Tawabini  
CRIF JORDAN

Bassam Gh Al Abdallat  
QUDAH LAW FIRM

Zeina Al Nabih  
AL TAMIMI & COMPANY  
ADVOCATES & LEGAL  
CONSULTANTS

Wijdan Al Rabadi  
EMRC ENERGY AND MINERALS  
REGULATORY COMMISSION

Ziad Al Shufiyyen  
EMRC ENERGY AND MINERALS  
REGULATORY COMMISSION

Suliman Al Talib  
ISTD

Eman M. Al-Dabbas  
INTERNATIONAL BUSINESS  
LEGAL ASSOCIATES

Islam Alharhashi  
IHQAQ

Omar Aljazy  
ALJAZY & CO. ADVOCATES  
& LEGAL CONSULTANTS

Mohanna Al-Kattan  
GREATER AMMAN  
MUNICIPALITY

Sabri S. Al-Khassib  
AMMAN CHAMBER  
OF COMMERCE

Faris Al-Louzi  
SANAD LAW GROUP,  
IN ASSOCIATION WITH  
EVERSHEDS SUTHERLAND

Liana Al-Mufleh  
HAMMOURI & PARTNERS  
LAW FIRM

Asma'a Al-Regeb  
CENTRAL BANK OF JORDAN

Moath Alsbini  
EMRC ENERGY AND MINERALS  
REGULATORY COMMISSION

Hussien Alsorakhi  
ISTD

Essa Amawi  
AMAWI & CO. ADVOCATES  
& LEGAL CONSULTANTS

Mohammed Amawi  
AMAWI & CO. ADVOCATES  
& LEGAL CONSULTANTS

Ahmad Amoudi  
CRIF JORDAN

Faisal Asfour  
KHALIFEH & PARTNERS  
LAWYERS

Raaed Asfour  
ISTD

Mazen M. Badwan  
DEPARTMENT OF  
LANDS & SURVEY

Arianna Barilaro  
EREIFEI & PARTNERS  
INTERNATIONAL LAW FIRM

Aya Bassoumi  
HAMMOURI & PARTNERS  
LAW FIRM

Ayham Batareseh  
ZALLOUM & LASWI LAW FIRM

Yotta Bulmer  
HAMMOURI & PARTNERS  
LAW FIRM

Fares Dabbas  
SANAD LAW GROUP,  
IN ASSOCIATION WITH  
EVERSHEDS SUTHERLAND

Waddah El Chaer  
EL CHAER LAW FIRM

Mohammad Mufleh El-Qudah  
QUDAH LAW FIRM

Haytham Ereifej  
EREIFEI & PARTNERS  
INTERNATIONAL LAW FIRM

Bashar Gammaz  
HAMMOURI & PARTNERS  
LAW FIRM

Aya Garbieh  
CENTRAL BANK OF JORDAN

Ziad Ghanma  
CENTRAL BANK OF JORDAN

Nabeel Ghazaleh  
TALAL ABU GHAZALEH  
LEGAL SERVICES CO.

Lana Habash  
SANAD LAW GROUP,  
IN ASSOCIATION WITH  
EVERSHEDS SUTHERLAND

Tariq Hammouri  
HAMMOURI & PARTNERS  
LAW FIRM

George Hazboun  
INTERNATIONAL CONSOLIDATED  
FOR LEGAL CONSULTATIONS

Reem Hazboun  
INTERNATIONAL CONSOLIDATED  
FOR LEGAL CONSULTATIONS

Tayseer Ismail Ibrahim  
NOUR ALSHARQ TRADE  
COMPANY ENGINEERING  
& COMPANY SERVICES

Farah Jaradat  
HAMMOURI & PARTNERS  
LAW FIRM

Basel Kaware  
KAWAR TRANSPORT &  
TRANSIT KARGO

Ahmed Khalifeh  
HAMMOURI & PARTNERS  
LAW FIRM

Ammar Krayim  
KRAYIM CONSTRUCTION

Lama Krayim  
KRAYIM CONSTRUCTION

Mahmoud Kreishan  
SANAD LAW GROUP,  
IN ASSOCIATION WITH  
EVERSHEDS SUTHERLAND

Rasha Laswi  
ZALLOUM & LASWI LAW FIRM

AbdelRahman Malhas  
ALI SHARIF ZU'BI, ADVOCATES  
& LEGAL CONSULTANTS,  
MEMBER OF LEX MUNDI

Ali Mnaver  
AMMAN MAGISTRATE'S COURT

Dana Mubaidien  
KHALIFEH & PARTNERS  
LAWYERS

Tareef Nabeel  
NABEEL LAW OFFICES

Naith Nabulsi  
ZALLOUM & LASWI LAW FIRM

Thaer Najdawi  
A & T NAJDAMI LAW FIRM

Adnan Naji  
CENTRAL BANK OF JORDAN

Khalidoun Nazer  
KHALIFEH & PARTNERS  
LAWYERS

Majd Nemeh  
INTERNATIONAL CONSOLIDATED  
FOR LEGAL CONSULTATIONS

Hazem Nimri  
MAISAM ARCHITECTS

Ramzi Nuzha  
COMPANIES GENERAL  
CONTROLLER

Rami Obeid  
CENTRAL BANK OF JORDAN

Hamza Obidat  
INTERNATIONAL CONSOLIDATED  
FOR LEGAL CONSULTATIONS

Mahmoud Ibrahim Odeh  
ARCH GLOBAL LOGISTICS

Ala'a Qattan  
QATTAN LAW FIRM

Osama Y. Sabbagh  
THE JORDANIAN ELECTRIC  
POWER CO. LTD. (JEPSCO)

Tareq Sahouri  
SAHOURI & PARTNERS LLC

Wesam Said  
JORDAN CUSTOMS

Siwar Saket  
KHALIFEH & PARTNERS  
LAWYERS

Majdi Salaita  
ALI SHARIF ZU'BI, ADVOCATES  
& LEGAL CONSULTANTS,  
MEMBER OF LEX MUNDI

Khaled Saqqaf  
AL TAMIMI & COMPANY  
ADVOCATES & LEGAL  
CONSULTANTS

Omar Sawadha  
HAMMOURI & PARTNERS  
LAW FIRM

Mohammad Sawafeen  
LAND AND SURVEY  
DIRECTORATE

Manhal Sayegh  
THE JORDANIAN ELECTRIC  
POWER CO. LTD. (JEPSCO)

Mouen M. Sayegh  
DEPARTMENT OF  
LANDS & SURVEY

Firas Sharaiha  
RABAH AND SHARAIHA  
LEGAL CONSULTANTS

Rahaf Shneikat  
HAMMOURI & PARTNERS  
LAW FIRM

Batool Ghassan Tanash  
QUDAH LAW FIRM

Moawiah Tarawneh  
KHALIFEH & PARTNERS  
LAWYERS

Khaled Tuffaha  
KPMG KAWASMY &  
PARTNERS CO.

Basel Uraiqat  
URAIQAT ARCHITECTS

Basma Abdallah Uraiqat  
URAIQAT ARCHITECTS

Ala' Z. Jardaneh  
JARDANEH LAW FIRM

Azzam Zalloum  
ZALLOUM & LASWI LAW FIRM

Deema Abu Zulaikha  
TALAL ABU GHAZALEH  
LEGAL SERVICES CO.

## KAZAKHSTAN

ALMATY BAR ASSOCIATION

Emil Halilyevich Abdrashitov  
NOTARY ASSOCIATION  
OF THE ALMATY CITY

Sardar Inarovich Abdysadykov  
NOTARY ASSOCIATION  
OF THE ALMATY CITY

Kuben Abzhanov  
BAKER MCKENZIE

Dariga Adanbekova  
CENTIL LAW FIRM

Kirill Afanasyev  
SCHNEIDER GROUP

Ilgar Agalar  
MUGAN

Bulat Ahmetov  
ARHICO ARHSTUDIO

Zulfiya Akchurina  
GRATA INTERNATIONAL

Saparbek Akzhambaev  
MINISTRY OF JUSTICE

Gaukhar Alibekova  
NATIONAL BANK OF  
KAZAKHSTAN

Assel Aralbayeva  
SUPREME COURT

Yermek Aubakirov  
MICHAEL WILSON &  
PARTNERS LTD.

Aigul Baizhanova  
MINISTRY OF JUSTICE

Kulbarshyn Bazarbekova  
PKF SAPA-AUDIT

Aidos Bekov  
JSC STATE CREDIT BUREAU

Dina Bektemirova  
SYNERGY PARTNERS LAW FIRM

Maja Bektemurova  
ALMATY ENERGO ZBYT

Timur Bizhanov  
MINISTRY OF REGIONAL  
DEVELOPMENT

Aizhan Bozaeva  
MINISTRY OF FINANCE

Aziza Bozhakanova  
MINISTRY OF JUSTICE

Shyngys Chotuyev  
CENTIL LAW FIRM

Alexander Chumachenko  
AEQUITAS LAW FIRM LLP

Yuliya Chumachenko  
AEQUITAS LAW FIRM LLP

Dmitriy Chumakov  
SAYAT ZHOLSHY & PARTNERS

Ali Dautalinov  
SYNERGY PARTNERS LAW FIRM

Ruslan Degtyarenko  
DENTONS KAZAKHSTAN LLP

Yerzhan Dossymbekov  
GRANT THORNTON LLP

Aidana Duisen  
EY

Ilyas Dusenov  
NUCLEAR AND ENERGY  
SUPERVISION AND CONTROL  
COMMITTEE OF THE  
MINISTRY OF ENERGY

Sofia Dushkina  
NATIONAL BANK OF  
KAZAKHSTAN

Inara Elemanova  
CENTIL LAW FIRM

Sungat Essimkhanov  
NUCLEAR AND ENERGY  
SUPERVISION AND CONTROL  
COMMITTEE OF THE  
MINISTRY OF ENERGY

Asror Fayzov  
CENTIL LAW FIRM

Alexander Giros  
PARADIGM PROJECTS  
KAZAKHSTAN

Daniyar Isabekov  
NUCLEAR AND ENERGY  
SUPERVISION AND CONTROL  
COMMITTEE OF THE  
MINISTRY OF ENERGY

Gulnar Batzhanovna Isabekova  
ALATAU ZHARYK

Majira Iskakova  
ALMATY ENERGO ZBYT

Yerlan Ismailov  
NATIONAL BANK OF  
KAZAKHSTAN

Dinara Jarmukhanova  
CENTIL LAW FIRM

Galiya Joldybayeva  
MINISTRY OF INVESTMENTS  
AND DEVELOPMENT

Mariyash Kabikenova  
REHABILITATION MANAGER

Assel Kabiyeva  
GRATA INTERNATIONAL

Elena Kaeva  
PWC KAZAKHSTAN

Marina Kahiani  
GRATA INTERNATIONAL

Aktoty Kajyrgalieva  
NUCLEAR AND ENERGY  
SUPERVISION AND CONTROL  
COMMITTEE OF THE  
MINISTRY OF ENERGY

Zhansaya Kalybekova  
EY

Mira Kamzina  
NATIONAL BANK OF  
KAZAKHSTAN

Maksud Karaketov  
CENTIL LAW FIRM

Yerbol Karimov  
OLYMPX ADVISERS

Alimzhan Karkinbaev  
MINISTRY OF REGIONAL  
DEVELOPMENT

Anel Kassabulatova  
SIGNUM LAW FIRM

Madina Kazhimova  
MINISTRY OF NATIONAL  
ECONOMY

Saltanat Kemalova  
SIGNUM LAW FIRM

Aigoul Kenjebayeva  
DENTONS KAZAKHSTAN LLP

Yekaterina Khamidullina  
AEQUITAS LAW FIRM LLP

Zhansaja Konirbayeva  
MINISTRY OF JUSTICE

Askar Konyshbayev  
GRATA INTERNATIONAL

Nikita Korolkov  
DELOITTE

Ibragim Kouky  
GRATA INTERNATIONAL

Gaukhar Kudaibergenova  
SIGNUM LAW FIRM

Tair Kultelev  
AEQUITAS LAW FIRM LLP

Sabyr Kulyshev  
KAZLOGISTICS (UNION  
OF TRANSPORT AND  
LOGISTICS COMPANIES  
AND ASSOCIATIONS)

Oleg Kunayev  
AGRO STAR GRAIN LLC

Dinara S. Kunenova  
BMF PARTNERS LAW FIRM LLP

Gulfiya Kurmanova  
EY

Romina Kushkenova  
GRATA INTERNATIONAL

Gulmira Lamacharipova  
MINISTRY OF JUSTICE

Elena Lee  
MICHAEL WILSON &  
PARTNERS LTD.

Akbota Maksatova  
SYNERGY PARTNERS LAW FIRM

Zhanar Mamagulova  
NATIONAL BANK OF  
KAZAKHSTAN

Marzhan Mardenova  
PWC KAZAKHSTAN

Yessen Massalin  
OLYMPX ADVISERS

Nurkhan Mermankulov  
SUPREME COURT

Bolat Miyatov  
GRATA INTERNATIONAL

Victor Mokrousov  
DECHERT KAZAKHSTAN LLP

Murat Moldashev  
DHL INTERNATIONAL  
KAZAKHSTAN

Elena Motovilova  
MINISTRY OF FINANCE

Andrei Mukazhanov  
ALMATY ENERGO ZBYT

Assel Mukhambekova  
GRATA INTERNATIONAL

Abylkhair Nakipov  
SIGNUM LAW FIRM

Aisulu Narbayeva  
BAKER TILLY KAZAKHSTAN

Yevgeniya Nossova  
DECHERT KAZAKHSTAN LLP

Islambek Nurzhanov  
SYNERGY PARTNERS LAW FIRM

Ruslan Omarov  
FIRST CREDIT BUREAU

Sergazy Omash  
SUPREME COURT

Kazieva Orynkul  
STATE REVENUE COMMITTEE

Abubakirsydyk Perdebaev  
NUCLEAR AND ENERGY  
SUPERVISION AND CONTROL  
COMMITTEE OF THE  
MINISTRY OF ENERGY

Andrey Yuriyevich  
Ponomarenko  
ALMATY BRANCH OF THE RSE  
RESEARCH AND PRODUCTION  
CENTER OF LAND CADASTRE

Darya Ryapissova  
GRATA INTERNATIONAL

Malika Sadykova  
GRATA INTERNATIONAL

Muhambet Sambetov  
ASSOCIATION OF  
KAZAKHSTAN NATIONAL  
FREIGHT FORWARDERS

Talgat Sariev  
SIGNUM LAW FIRM

Yerlan Serikbayev  
MICHAEL WILSON &  
PARTNERS LTD.

Aida Shadirova  
DECHERT KAZAKHSTAN LLP

Yerzhan Shermakhanbetov  
NATIONAL BANK OF  
KAZAKHSTAN

Gennady Shestakov  
KAZAKHSTAN  
LOGISTICS SERVICE

Meruert Sisembaeva  
MINISTRY OF FINANCE

Alzhan Stamkulov  
SYNERGY PARTNERS LAW FIRM

Nurzhan Stamkulov  
SYNERGY PARTNERS LAW FIRM

Ulan Stybayev  
SIGNUM LAW FIRM

Roza Taizhanova  
OLYMPX ADVISERS

Yerbol Temirov  
NUCLEAR AND ENERGY  
SUPERVISION AND CONTROL  
COMMITTEE OF THE  
MINISTRY OF ENERGY

Dana Tokmurzina  
PWC KAZAKHSTAN

Yerzhan Toktarov  
SAYAT ZHOLSHY & PARTNERS

Botanova Totynur  
STATE REVENUE COMMITTEE

Aigul Turetayeva  
GRATA INTERNATIONAL

Maria Turganbaeva  
MINISTRY OF JUSTICE

Nurken Turmakhambetov  
MINISTRY OF REGIONAL  
DEVELOPMENT

Alexandr Tyo  
CENTIL LAW FIRM

Azim Usmanov  
CENTIL LAW FIRM

Aliya Utegaliyeva  
PWC KAZAKHSTAN

Nikita Sergeevich Vasilchuk  
ENERGOPROMSTROI PROEKT  
LLC

Sergei Vataev  
DECHERT KAZAKHSTAN LLP

Michael Wilson  
MICHAEL WILSON & PARTNERS LTD.

Kaisar Yegizbayev  
GRATA INTERNATIONAL

Olga Olegovna Yershova  
NOTARY ASSOCIATION OF THE ALMATY CITY

Yerzhan Yessimkhanov  
GRATA INTERNATIONAL

Marina Yudina  
PANALPINA WORLD TRANSPORT LLP

Zhanar Zh. Zhandossova  
BMF PARTNERS LAW FIRM LLP

Alim Zhabelov  
PANALPINA WORLD TRANSPORT LLP

Saken Zhailauov  
CONSTRUCTION COMPANY GRAND STROY

Darya Zhanyrbayeva  
GRATA INTERNATIONAL

Zarina Zhazykbayeva  
ZM GESHEFT

Bulat Zhulamanov  
SUPREME COURT

Liza Zhumakhmetova  
SIGNUM LAW FIRM

Sofiya Zhylkaidarova  
SIGNUM LAW FIRM

Anton Zinoviev

## KENYA

Job Achoki  
DALY & INAMDAR ADVOCATES

Chrysostom Akhaabi  
ISEME, KAMAU & MAEMA ADVOCATES

Philip Aluku  
SDV TRANSAMI

Simon B. Luseno  
KENYA REVENUE AUTHORITY

John Bett  
KENYA TEA DEVELOPMENT AGENCY

Hillary Biwott  
CAPITAL MARKETS AUTHORITY

Philip Coulson  
BOWMANS, COULSON HARNEY LLP

Rainbow Field  
BOWMANS, COULSON HARNEY LLP

Oliver Fowler  
KAPLAN & STRATTON

Peter Gachuhi  
KAPLAN & STRATTON

Harveen Gadhoke  
DELOITTE KENYA

Stephen Gatama  
ARIYA LEASING LIMITED

Francis Gichuhi Kamau  
A4 ARCHITECT

William Ikutha Maema  
ISEME, KAMAU & MAEMA ADVOCATES

Mungai James Njenga  
ANJARWALLA & KHANNA ADVOCATES

Gatuyu Justice  
WARUHIU K'OWADE & NG'ANG'A ADVOCATES

Mary Kahura  
MMC AFRICA LAW

Isaac Kalua  
HONDA MOTORCYCLE KENYA LTD.

Kenneth Kamaitha  
KAPLAN & STRATTON

Martha Kamanu-Mutugi  
KENYA POWER

Cathrine Kamau  
DELUXE INKS LIMITED

Samuel Kamunyu  
CAPITAL MARKETS AUTHORITY

Margaret Kanini  
THE KENYA POWER AND LIGHTING COMPANY LTD.

Beth Karanja  
CAPITAL MARKETS AUTHORITY

Apollo Karumba  
PWC KENYA

John Keriako  
PWC KENYA

Hassan Kibet  
ISEME, KAMAU & MAEMA ADVOCATES

Alan Kigen  
KAMOTHO MAIYO & MBATIA ADVOCATES

Timothy Kiman  
SIGINON GROUP

Boniface Kioko  
AFRICAN BANKING CORPORATION

Meshack T. Kipturgo  
SIGINON GROUP

Anita Kiriga  
BOWMANS, COULSON HARNEY LLP

Calistus Kizito O. Onyuka  
HIGH COURT OF KENYA AT MILIMANI COMMERCIAL DIVISION

Owen Koimburi  
MAZARS KENYA

John Kung'u  
WARUHIU K'OWADE & NG'ANG'A ADVOCATES

Esther Manthi  
CAPITAL MARKETS AUTHORITY

Joyce Mbui  
BOWMANS, COULSON HARNEY LLP

James Mburu Kamau  
ISEME, KAMAU & MAEMA ADVOCATES

Ken Melly  
ISEME KAMAU & MAEMA ADVOCATES (DLA PIPER)

Emma Miloyo  
DESIGN SOURCE

Mansoor A. Mohamed  
RUMAN SHIPCONTRACTORS LIMITED

Peter Momanyi  
MAZARS KENYA

George Muchiri  
DALY & INAMDAR ADVOCATES

Maureen Mujera  
O & M LAW LLP

Titus Mukora  
PWC KENYA

Sylvia Mukuna  
BOWMANS, COULSON HARNEY LLP

Julie Mulindi  
DALY & INAMDAR ADVOCATES

Diana Mumo  
OFFICE OF THE ATTORNEY GENERAL

Benjamin Musau  
B.M. MUSAU & CO. ADVOCATES

Gilbert Musau  
HORWATH ERASTUS & CO. MEMBER, CROWE HORWATH INTERNATIONAL

Peter Musyimi  
KENYA LAW REFORM COMMISSION

Bernard Musyoka  
MMC AFRICA LAW

Arnold Mutisya  
BOWMANS, COULSON HARNEY LLP

Joshua Mutua  
KENYA POWER

Caroline Mutuku  
BUSINESS COURT USERS COMMITTEE

Jane Mutulili  
LA FEMME ENGINEERING SERVICES LTD.

James Ndegwa  
KENYA POWER

Christina Nduba-Banja  
BOWMANS, COULSON HARNEY LLP

Mbage Ng'ang'a  
WARUHIU K'OWADE & NG'ANG'A ADVOCATES

Jassan Njani  
NAIROBI CITY COUNTY GOVERNMENT

Victor Njenga  
KAPLAN & STRATTON

Jacqueline Njoroge  
B.M. MUSAU & CO. ADVOCATES

Kamunyu Njoroge  
CAPITAL MARKETS AUTHORITY

Rose Nyongesa  
ISEME, KAMAU & MAEMA ADVOCATES

Conrad Nyukuri  
AXIS KENYA

Fred Ochieng  
HIGH COURT OF KENYA AT MILIMANI COMMERCIAL DIVISION

Mary Ochola  
KENYA POWER

Milly Odari  
ISEME, KAMAU & MAEMA ADVOCATES

Robert Oimeke  
ENERGY REGULATORY COMMISSION (ERC)

Boaz Okeyo  
PWC KENYA

Kennedy Okoyo  
PWC KENYA

Sam Omukoko  
METROPOL CORPORATION LTD.

Esther Omulele  
MMC AFRICA LAW

Andrew Ondieki  
PWC KENYA

Belinda Ongonga  
BOWMANS, COULSON HARNEY LLP

Phillip Onyango  
O & M LAW LLP

Tom Odhiambo Onyango  
TRIPLEOKLAW ADVOCATES

Tony Osambo  
UNIVERSITY OF NAIROBI

Beatrice Osicho  
OFFICE OF ATTORNEY GENERAL & DEPARTMENT OF JUSTICE, BUSINESS REGISTRATION SERVICE

Cephas Osoro  
HORWATH ERASTUS & CO. MEMBER, CROWE HORWATH INTERNATIONAL

Charles Osundwa  
KAPLAN & STRATTON

Ambrose Rachier  
RACHIER & AMOLLO ADVOCATES

Sonal Sejpal  
ANJARWALLA & KHANNA ADVOCATES

Alex Semutwa  
KENYA TEA DEVELOPMENT AGENCY

Smita Sharma  
BOWMANS, COULSON HARNEY LLP

Elizabeth Tanui  
MILIMANI LAW COURTS IN NAIROBI

Joseph Taracha  
CENTRAL BANK OF KENYA

Maureen W. Makutano  
AXIS KENYA

Angela Waki  
BOWMANS, COULSON HARNEY LLP

Evelyn Wamae  
KENYA TRADE NETWORK AGENCY (KENTRADE)

Eunice Wanja Kariuki  
HIGH COURT OF KENYA AT MILIMANI COMMERCIAL DIVISION

Serah Wanjiru Nduati  
KAMOTHO MAIYO & MBATIA ADVOCATES

Angela Waweru  
KAPLAN & STRATTON

John Wekesa  
KENYA POWER

**KIRIBATI**

MINISTRY OF COMMERCE, INDUSTRY AND COOPERATIVES

MINISTRY OF FINANCE AND ECONOMIC DEVELOPMENT

Mary Amanu  
MOEL TRADING CO. LTD.

Kenneth Barden  
ATTORNEY-AT-LAW

Anthony Frazier

Kiata Tebau Kabure  
KK & SONS LAW FIRM

Willie Karakaua Maen  
MOEL TRADING CO. LTD.

Motiti Moriati Koea  
DEVELOPMENT BANK OF KIRIBATI

Mary Kum Kee  
MOEL TRADING CO. LTD.

Terengaeua Maio  
KIRIBATI TRADES UNION CONGRESS

Tion Neemia  
SHIPPING AGENCY OF KIRIBATI

Retire Reboro  
KIRIBATI TRADES UNION CONGRESS

Tiirora Roneti  
MINISTRY OF COMMERCE, INDUSTRY AND TOURISM

Batetaake Taatua  
MINISTRY OF LABOUR AND HUMAN RESOURCE DEVELOPMENT

Peter Taboia  
MINISTRY OF PUBLIC WORKS AND UTILITIES

Mautaae Tannang  
KIRIBATI ELECTRICAL CONSULTING & CONTRACTING SERVICES

Naare Taukoriri  
SWIRE SHIPPING SERVICE

Kanata Tebebeku  
KIRIBATI TRADES UNION CONGRESS

Teewe Tekaata  
MINISTRY OF INFRASTRUCTURE AND SUSTAINABLE ENERGY

Naata Tekeaa  
DEVELOPMENT BANK OF KIRIBATI

## KOREA, REP.

DAECHEONG SHIPPING CO. LTD.

NATIONAL COURT ADMINISTRATION

Arnold Yoohum Baek  
KIM & CHANG

Jennifer Min-Sook Chae  
KOREA CREDIT BUREAU

Paavan Chhabra  
HEALY CONSULTANTS GROUP PLC

Min Kyong Cho  
WHITE & CASE LLP FOREIGN LEGAL CONSULTANT OFFICE

Young-Dae Cho  
KIM & CHANG

Jin Seok Choi  
YULCHON LLC

Jinhyuk Choi  
BARUN LAW LLC

Kyung-Joon Choi  
KIM, CHANGE & LEE

Paul Jihoon Choi  
BARUN LAW LLC

Jin Yeong Chung  
KIM & CHANG

Neelesh Datir  
ALBIEA

Robert Flemer  
KIM & CHANG

Mark Goodrich  
WHITE & CASE LLP FOREIGN LEGAL CONSULTANT OFFICE

Sang-Goo Han  
YOON & YANG LLC

Young Huh  
HAN KYUNG ACCOUNTING CORP.

Ji-Sang Hur  
KOREA CUSTOMS SERVICE

C.W. Hyun  
KIM & CHANG

Won Joon Jang  
LEE & KO



James I.S. Jeon  
SOJONG PARTNERS

Changho Jo  
SAMIL  
PRICEWATERHOUSECOOPERS

Bo Moon Jung  
KIM & CHANG

Haeng Chang Jung  
HANARO TNS

Kyung-Won Kang  
SAMIL  
PRICEWATERHOUSECOOPERS

Seoyeon Kang  
LEE & KO

Chul Man Kim  
YULCHON LLC

Hyo-Sang Kim  
KIM & CHANG

Jennifer Min Sun Kim  
SOJONG PARTNERS

Jisan Kim  
WHITE & CASE

Ki Young Kim  
YULCHON LLC

Kwang Soo Kim  
WOOSUN ELECTRIC  
COMPANY LTD.

Sang-jin Kim  
KEPCO

Seong Won (David) Kim  
HANARO TNS

Sun Kyoung Kim  
YULCHON LLC

Wonhyung Kim  
YOON & YANG LLC

Yoon Young Kim  
HMP LAW (PREVIOUSLY  
KNOWN AS HWANG  
MOK PARK PC)

Seong-Cheon Ko  
SAMIL  
PRICEWATERHOUSECOOPERS

Denai Koh  
KIM & CHANG

Alex Joong-Hyun Lee  
SAMIL  
PRICEWATERHOUSECOOPERS

Jae-Hahn Lee  
KIM, CHANGE & LEE

Kyu Wha Lee  
LEE & KO

Kyung Yoon Lee  
KIM & CHANG

Moonsub Lee  
SOJONG PARTNERS

Sangmin Lee  
KIM & CHANG

Seung Yoon Lee  
KIM & CHANG

Su Yeon Lee  
YULCHON LLC

Yong-Hee Lim  
SAMIL  
PRICEWATERHOUSECOOPERS

Young Min Kim  
YOON & YANG LLC

Rashi Mittal  
HEALY CONSULTANTS  
GROUP PLC

Hyun Kyung Noh  
LEE & KO

Jae Wook Oh  
BARUN LAW LLC

Yon Kyun Oh  
KIM & CHANG

Grace Park  
KIM & CHANG

Hyemin Park  
KIM & CHANG

Sang Il Park  
HMP LAW (PREVIOUSLY  
KNOWN AS HWANG  
MOK PARK PC)

Yong Seok Park  
SHIN & KIM

Jeong Seo  
HANNURI LAW

Minah Seo  
HMP LAW (PREVIOUSLY  
KNOWN AS HWANG  
MOK PARK PC)

Sungjean Seo  
KIM & CHANG

Ji Seon Kim  
HMP LAW (PREVIOUSLY  
KNOWN AS HWANG  
MOK PARK PC)

Changho Seong  
SEOUL CENTRAL  
DISTRICT COURT

Moon-Bae Sohn  
KOREA CREDIT BUREAU

Ahn Sooyoung  
HMP LAW (PREVIOUSLY  
KNOWN AS HWANG  
MOK PARK PC)

Kiwon Suh  
CHEONJI ACCOUNTING  
CORPORATION

Seung Yong  
KEPCO

Jae-Yoon Yoon  
KOREA CUSTOMS SERVICE

Huiwon Yun

**KOSOVO**

KOSOVO BUSINESS  
REGISTRATION AGENCY

KPMG ALBANIA SHPK

MINISTRY OF ECONOMIC  
DEVELOPMENT (MED)

MINISTRY OF TRADE  
AND INDUSTRY

USAID PARTNERSHIPS FOR  
DEVELOPMENT PROJECT

Bahri Berisha  
KOSOVO CUSTOMS

Alexander Borg Olivier  
INTERLEX ASSOCIATES LLC

Gani Bucaj  
ENERGY REGULATORY OFFICE

Destan Bujupaj  
DESTAN BUJUPAJ  
ENFORCEMENT AGENT

Ardiana Bunjaku  
SOCIETY OF CERTIFIED  
ACCOUNTANTS AND AUDITORS  
OF KOSOVO (SCAAK)

Shyqiri Bytyqi  
VALA CONSULTING

Arber Canhasi  
ARHING

Ali Curri  
KESCO

Faton Demaj  
PRO TRANSPORT

Naim Devetaku  
VALA CONSULTING

Palush Doda  
BAKER TILLY KOSOVO

Sokol Elmazaj  
BOGA & ASSOCIATES

Mirjeta Emini  
BOGA & ASSOCIATES

Yllka Emini  
TAX ADMINISTRATION  
OF KOSOVO

Lorena Gega  
PRICEWATERHOUSECOOPERS  
AUDIT SH.P.K.

Jashar Goga  
KOSOVO CUSTOMS

Valon Hasani  
LAWYER

Rudina Heroi-Puka  
KESCO

Rifat Hyseni  
TAX ADMINISTRATION  
OF KOSOVO

Ardiana Ibrahim  
BOGA & ASSOCIATES

Bejtush Isufi  
INTERLEX ASSOCIATES LLC

Liresa Kadriu  
VALA CONSULTING

Arben Kelmendi  
KELMENDI & PARTNERS LLC

Burim Kida  
TED AF SH.P.K

Abedin Matoshi  
INTERLEX ASSOCIATES LLC

Leonik Mehmeti  
DELOITTE

Fitore Mekaj  
BOGA & ASSOCIATES

Delvina Nallbani  
BOGA & ASSOCIATES

Driton Nikaj  
RAIFFEISEN LEASING  
KOSOVA SH.P.K.

Besim Osmani  
AB OLIVIER & ASSOCIATES LLC

Valdet Osmani  
ARCHITECT ASSOCIATION  
OF KOSOVO

Loreta Peci  
PRICEWATERHOUSECOOPERS  
AUDIT SH.P.K.

Naser Prapashtica  
DAI GLOBAL LLC

Blerim Prestreshi  
SCLR PARTNERS

Jerina Qarri  
KALO & ASSOCIATES

Vigan Rogova  
ROGOVA & ASSOCIATES

Ariana Rozhaja  
VALA CONSULTING

Shendrit Sadiku  
PRICEWATERHOUSECOOPERS  
KOSOVO

Sami Salihu  
TAX ADMINISTRATION  
OF KOSOVO

Jeton Shala  
NNSH CAD PARTNERS

Arbena Shehu  
NOTARY CHAMBER OF THE  
REPUBLIC OF KOSOVO

Ardi Shita  
SHITA & ASSOCIATES LLC

Servet Spahiu  
MINISTRY OF ENVIRONMENT  
AND SPATIAL PLANNING  
OF KOSOVO

Arbresha Tuhina  
BAKER TILLY KOSOVO

Valon Uka  
TLW

Gëzim Xharavina  
ARCHITECTURAL, DESIGN  
AND ENGINEERING

Arta Xhema  
BAKER TILLY KOSOVO

Lulzim Zeka  
BAKER TILLY KOSOVO

Petrit Zeka  
BAKER TILLY KOSOVO

Shpend Zeka  
PRICEWATERHOUSECOOPERS  
KOSOVO

Ruzhdi Zenelaj  
DELOITTE

Ruzhdi Zeqiri  
DAI GLOBAL LLC

Leke Zogaj  
2M CONSULTING

Shaha Zylfiu  
CENTRAL BANK OF THE  
REPUBLIC OF KOSOVO

**KUWAIT**

KUWAIT INSURANCE COMPANY

TALAL ABU-GHAZALEH  
LEGAL (TAG-LEGAL)

Maha Abbas  
MACC

Maged Abd Al Hady  
HORWATH AL-MUHANNA  
& CO.

Nader Abdelaziz  
ASAR—AL RUWAYEH  
& PARTNERS

Maged Abdella  
ASAR—AL RUWAYEH  
& PARTNERS

Ahmed Abdou  
ASAR—AL RUWAYEH  
& PARTNERS

Abdulrazzaq Abdullah  
ABDULRAZZAQ ABDULLAH  
& PARTNERS LAW FIRM

Hossam Abdullah  
AL-HOSSAM LEGAL

Shadi Abdullah  
AGILITY KUWAIT

Sarry Abou Daya  
ICB KUWAIT

Mohammad Abulwafa  
ASAR—AL RUWAYEH  
& PARTNERS

Lina Adlouni  
ADLOUNI & PARTNER LAW  
FIRM, LEGAL CONSULTANTS  
AND ATTORNEYS

Hossam Afify  
PRICEWATERHOUSECOOPERS  
AL-SHATTI & CO.

Adel Al Asousi  
INTERNATIONAL  
COUNSEL BUREAU

Khaled Al Fahad  
CAPITAL MARKET  
AUTHORITY OF KUWAIT

Ali Al Faqan  
INTERNATIONAL  
COUNSEL BUREAU

Zeyad Al Fleej  
CAPITAL MARKET  
AUTHORITY OF KUWAIT

Faisal Al Ghannam  
CAPITAL MARKET  
AUTHORITY OF KUWAIT

Hanan Al Gharabally  
CAPITAL MARKET  
AUTHORITY OF KUWAIT

Sarah F. Al Kandari  
CAPITAL MARKET  
AUTHORITY OF KUWAIT

Shahad Al Khubaizi  
CAPITAL MARKET  
AUTHORITY OF KUWAIT

Osman Al Neghimesh  
CAPITAL MARKET  
AUTHORITY OF KUWAIT

Ibthal Al Shamali  
CAPITAL MARKET  
AUTHORITY OF KUWAIT

Nayef Al Yaseen  
RSM ALBAZIE & CO.

Fahad Al Zumai  
KUWAIT UNIVERSITY

Waleed Al-Awadhi  
CENTRAL BANK OF KUWAIT

Abdullah Al-Ayoub  
ABDULLAH KH. AL-AYOUB  
& ASSOCIATES, MEMBER  
OF LEX MUNDI

Abrar Alazemi  
MINISTRY OF FINANCE

Anwar Al-Bisher  
ALBISHER LEGAL GROUP

Ahmed Aldhoayan  
ALRAAI LAW FIRM

Areej Aldulaimi  
MINISTRY OF JUSTICE

Omar Hamad Yousuf Al-Essa  
THE LAW OFFICE OF  
AL-ESSA & PARTNERS

Mashari Aleyada  
ALEYADA GROUP

Lulwha Alfahad  
MINISTRY OF FINANCE

Nada F.A. Al-Fahad  
GEC DAR GULF ENGINEERS  
CONSULTANTS

Adaweyah Alfaiakawi  
MINISTRY OF COMMERCE  
AND INDUSTRY

Hussein Al-Ghareeb  
MESHARI AL OSAIMI LAW FIRM

Nizar Al-Hamwi  
AGILITY KUWAIT

Abdullah Alharoun  
INTERNATIONAL  
COUNSEL BUREAU

Nora Al-Haroun  
CAPITAL MARKET  
AUTHORITY OF KUWAIT

Abdulrahman Alhumaidan  
MASHORA ADVOCATES &  
LEGAL CONSULTANTS

Abdullah AlKharafi  
INTERNATIONAL  
COUNSEL BUREAU

Abdullah Al-Mehri  
CREDIT INFORMATION  
NETWORK

Fahad Al-Menayes  
CREDIT INFORMATION  
NETWORK

Hanan Al mudhahkah  
MINISTRY OF FINANCE

Rabea Saad Al-Muhanna  
HORWATH AL-MUHANNA  
& CO.

Jasem Al-Oun  
AREF INVESTMENT GROUP

Waleed Alowaiyesh  
CAPITAL MARKET  
AUTHORITY OF KUWAIT

Hashem Al-Qallaf  
KUWAIT CITY COURT  
OF FIRST INSTANCE,  
COMMERCIAL CIRCUIT

Laila Al-Rashid  
LAILA AL-RASHID LEGAL FIRM

Yousef Alroumi  
CAPITAL MARKET  
AUTHORITY OF KUWAIT

Jasem Alsharekh  
ALRAAI LAW FIRM

Adnan Alsharrah  
CREDIT INFORMATION  
NETWORK

Tariq Hamad Alshatti  
AL-DOSTOUR LAW FIRM

Yousef Alshereedah  
INTERNATIONAL  
COUNSEL BUREAU

Ahmad Almoatassem  
Alshorbagy  
AL HAMAD LEGAL GROUP

Fahed Al-Subaih  
CAPITAL MARKET  
AUTHORITY OF KUWAIT

Dalal AlSulaiti  
MESHARI AL OSAIMI LAW FIRM

Haya Alzayed  
MINISTRY OF JUSTICE

Akusa Batwala  
ASAR—AL RUWAYEH  
& PARTNERS

Lamiya Baz  
PRICEWATERHOUSECOOPERS  
AL-SHATTI & CO.

Piyush Bhandari  
INTUIT MANAGEMENT  
CONSULTANCY

Priyanka Bhandari  
INTUIT MANAGEMENT  
CONSULTANCY

Twinkle Anie Chacko  
ABDULRAZZAQ ABDULLAH  
& PARTNERS LAW FIRM

Mohandas Chowrira  
CAESARS INTERNATIONAL  
SHIPPING & LOGISTICS

Alok Chugh  
EY

Bader Ali Dashti  
CUSTOMS—GENERAL  
ADMINISTRATION

Dania Dib  
AL RUWAYEH &  
PARTNERS (ASAR)

Talal Edan  
CUSTOMS—GENERAL  
ADMINISTRATION

Amr Elsayed  
KUWAIT DIRECT INVESTMENT  
PROMOTION AUTHORITY

Mahmoud Ezzat  
CAPITAL MARKET  
AUTHORITY OF KUWAIT

Jomon George  
HORWATH AL-MUHANNA  
& CO.

Mohammad H. Al-Juaan  
MESHARI AL OSAIMI LAW FIRM

Sam Habbas  
ASAR—AL RUWAYEH  
& PARTNERS

Mohammad T. Hussain  
AL-AHLIA CONTRACTING  
GROUP

Samir Ibrahim  
ALRAAI LAW FIRM

Wael S. Khalifa  
GLOBAL CLEARINGHOUSE  
SYSTEMS

Mazen A. Khourshed  
PACKAGING & PLASTIC  
INDUSTRIES CO. KSCC

Dany Labaky  
THE LAW OFFICE OF  
AL-ESSA & PARTNERS

Ahmed Labib  
ASAR—AL RUWAYEH  
& PARTNERS

Vincent Laurin  
INTERNATIONAL  
COUNSEL BUREAU

Areej Marwan Al Dulimi  
MINISTRY OF JUSTICE

Abbas Mayahi  
SSH INTERNATIONAL

Husain Mirza Hasan  
CAPITAL MARKET  
AUTHORITY OF KUWAIT

Abdulrahman Mohamad  
CAPITAL MARKET  
AUTHORITY OF KUWAIT

Ahmad N. Mohammad  
CAPITAL MARKET  
AUTHORITY OF KUWAIT

Seth Ochieng  
HEALY CONSULTANTS  
GROUP PLC

Mohammed Radwan  
ALRAAI LAW FIRM

Johnson Rajan  
INTUIT MANAGEMENT  
CONSULTANCY

Ganesh Ramanath  
PRICEWATERHOUSECOOPERS  
AL-SHATTI & CO.

Ola Saab  
MASHORA ADVOCATES &  
LEGAL CONSULTANTS

Eyad Sadallah  
CAPITAL MARKET  
AUTHORITY OF KUWAIT

Abdulwahab Abdullatif Sadeq  
MEYSAN PARTNERS

Mai Sartawi  
AL HAMAD LEGAL GROUP

Ibrahim Sattout  
ASAR—AL RUWAYEH  
& PARTNERS

Sherif Shawki  
PRICEWATERHOUSECOOPERS  
AL-SHATTI & CO.

Ramy Shehata  
ASAR—AL RUWAYEH  
& PARTNERS

Bader Sultan  
AL BUSTAN AL KHALEEJI CO.

Rami Wadie

David Walker  
ASAR—AL RUWAYEH  
& PARTNERS

## KYRGYZ REPUBLIC

Almaz Abdiev  
STATE REGISTRATION SERVICE  
UNDER THE GOVERNMENT  
OF KYRGYZ REPUBLIC

Yulia Abdumanapova  
BAKER TILLY BISHKEK LLC

Maksat Abdykaparov  
AVEP PUBLIC FUND

Mike Ahern  
PWC KAZAKHSTAN

Shuhrat Akhmatakhunov  
KALIKOVA & ASSOCIATES  
LAW FIRM

Gulnara Akhmatova  
LAWYER

Atabek Akhmedov  
GRATA INTERNATIONAL

Sanzhar Aldashev  
GRATA INTERNATIONAL

Bayansulu Bassepova  
PWC KAZAKHSTAN

Kerim Begaliev  
CENTIL LAW FIRM

Elena Bit-Avragim  
VERITAS LAW AGENCY

Vasilii Vasilievich Bulankin  
SEVERELEKTRO

Kwang Young Choi  
KYRGYZ INVESTMENT  
AND CREDIT BANK

Samara Dumanaeva  
KOAN LORENZ

Nurlan Dzhusumaliev  
MINISTRY OF ECONOMY

Bakytbek Dzhusupbekov  
STATE REGISTRATION SERVICE  
UNDER THE GOVERNMENT  
OF KYRGYZ REPUBLIC

Akjoltoi Elebesova  
CREDIT INFORMATION  
BUREAU ISHENIM

Chynara Esengeldieva  
KOAN LORENZ

Albina Fakerdinova  
DELOITTE

Kymbat Ibakova  
KOAN LORENZ

Indira Ibraimova  
MEGA STROY LLC

Dastan Imanaliev  
INTERNATIONAL  
BUSINESS COUNCIL

Aidaraliev Erkin Isagaliyevich  
ALTERNATIVA GARANT  
LAW FIRM

Kubanychbek Junusaliev  
ASSOCIATION OF SPECIAL  
ADMINISTRATORS

Saara Kabaeva  
KOAN LORENZ

Merim Kachkynbaeva  
KALIKOVA & ASSOCIATES  
LAW FIRM

Elena Kaeva  
PWC KAZAKHSTAN

Amanbek Kebekov  
STATE REGISTRATION SERVICE  
UNDER THE GOVERNMENT  
OF KYRGYZ REPUBLIC

Sultan Khalilov  
KALIKOVA & ASSOCIATES  
LAW FIRM

Nurdin Kumushbekov  
USAID BEI BUSINESS  
ENVIRONMENT IMPROVEMENT  
PROJECT (BY PRAGMA  
CORPORATION)

Nurbek Maksutov  
INTERNATIONAL  
BUSINESS COUNCIL

Kuttubai Marzabaev  
ORION CONSTRUCTION  
COMPANY

Ekaterina Mayorova  
DELOITTE

Rustam Mirakhimov  
VERITAS LAW AGENCY

Umtul Murat  
KOAN LORENZ

Indira Mursabekova  
MINISTRY OF ECONOMY

Karlygash Ospankulova  
IGROUP, PUBLIC ASSOCIATION

Nargiz Sabyrova  
VERITAS LAW AGENCY

Nuria Sabyrova  
VERITAS LAW AGENCY

Aisanat Safarbek  
GRATA INTERNATIONAL

Aijan Erkinovna Satybekova  
CENTRAL COLLATERAL  
REGISTRATION OFFICE UNDER  
MINISTRY OF JUSTICE

Kanat Seidaliev  
GRATA INTERNATIONAL

Temirbek Shabdanaliev  
FREIGHT OPERATORS  
ASSOCIATION OF KYRGYZSTAN

Saodat Shakirova  
ARTE LAW FIRM

Iskender Sharsheyev  
FOREIGN INVESTORS  
ASSOCIATION

Anvar Suleimanov  
PWC KAZAKHSTAN

Guljan Tashimova  
ORION CONSTRUCTION  
COMPANY

Nurlan Sadykovich Temiraliyev  
MINISTRY OF JUSTICE

Jibek Tenizbaeva  
KOAN LORENZ

Kanat Tilekeyev  
UNIVERSITY OF CENTRAL ASIA

Gulnara Uskenbaeva  
AUDIT PLUS

Mansur Usmanov  
MEGA STROY LLC

Ali Ramazanovich Vodyanov  
ELECTROSILA

## LAO PDR

LAO SECURITIES  
COMMISSION OFFICE

LS ELECTRICAL  
ENGINEERING CO. LTD.

PP ELECTRIC CD SOLE  
COMPANY LIMITED

VIENTIANE CAPITAL  
NATIONAL RESOURCES &  
ENVIRONMENT DIVISION

Stephan Aeschbach  
J&C SERVICES

Anthony Assassa  
VDB LOI

Siri Boutdakham  
LAO LAW &  
CONSULTANCY GROUP

Francis Chagnaud  
AGROFOREX COMPANY

Lasonexay Chanthavong  
DFDL

Sirikarn Chattrastrai  
LAO PREMIER INTERNATIONAL  
LAW OFFICE

Rawat Chomsri  
LAO PREMIER INTERNATIONAL  
LAW OFFICE

Agnès Couriol  
DFDL (THAILAND) LIMITED

Aristotle David  
ZICO LAW (LAOS)  
SOLE CO. LTD.

Sornpheth Douangdy  
VDB LOI

Daodeuane Duangdara  
VDB LOI

Bounlanh Kanekhamvongsa  
MINISTRY OF PUBLIC  
WORKS AND TRANSPORT

Boutsada Keomoungkhoun  
RAJAH & TANN (LAOS)  
SOLE CO. LTD.

Khao Keophouvanh  
SCL LAW GROUP

Bounchanh Keosythamma  
VIENTIANE CAPITAL DIVISION OF  
PUBLIC WORK AND TRANSPORT

Dokkeo Keovongsa  
BANK OF LAO PDR

Houmpheng Khamphasith  
DEPARTMENT OF  
ENTERPRISE REGISTRATION  
AND MANAGEMENT

Phetlamphone Khanopphet  
BANK OF LAO PDR

Sisomephieng Khanthalivanh  
BANK OF LAO PDR

Somsavath Khemsuliyajack  
LAO-FOREIGN  
CONSULTANT CO. LTD.

Phetsavanh Malaban  
LAO REVENUE  
SERVICE DIVISION

Ha Manh Nguyen  
EY

Anongsack Manilak  
SCL LAW GROUP

Varavudh Meesaiyati  
SCL LAW GROUP

Bounmy Mimala  
BANK OF LAO PDR

Sibasissh Mohapatra  
VDB LOI

Todd Moore  
SAFFRON COFFEE

Tuan Nhu Nguyen  
EY

Viengsavanh Phanthalay  
PHANTHALAYLAW

Siriphone Phanthavongs  
ELECTRICAL CIVIL MECHANICAL  
ENGINEERING SOLE CO. LTD.

Vardsana Phetlamphanh  
ELECTRICITE DU LAOS

Anousak Philangam  
EXIM COMPANY LIMITED



Vanhmany Phimmassane  
DEPARTMENT OF INDUSTRY  
AND COMMERCE  
VIENTIANE CAPITAL

Ketsana Phommachanh  
MINISTRY OF JUSTICE

Bountheo Phommaseisy  
VIENTIANE ELECTRICAL  
ENGINEERING CO. LTD.

Daovang Phonekeo  
MINISTRY OF ENERGY  
AND MINES (MEM)

Lochlan Reef MacNicol  
ARION LEGAL

Pascale Rouzies  
BFL

Prachith Sayavong  
SOCIETE MIXTE DE  
TRANSPORT (SMT)

Senesakoune Sihanouvang  
DFDL

Irving Sison  
PRICEWATERHOUSECOOPERS  
(LAO) LTD.

Ting Sounthavong  
VDB LOI

Phonexay Southiphong  
DESIGN GROUP CO. LTD.

Phouthong Southisan  
RAJAH & TANN (LAOS)  
SOLE CO. LTD.

Johann Spies  
ARION LEGAL

Khanti Syackhaphom  
RAJAH & TANN (LAOS)  
SOLE CO. LTD.

Latsamy Sysamouth  
MINISTRY OF JUSTICE

Damlong Thaphakone  
VIENTIANE TAX AUTHORITY

Apisit Thientrongpinyo  
PRICEWATERHOUSECOOPERS  
(LAO) LTD.

Khampiew Thiphavongphanh  
ACCMIN CONSULTING  
AND SERVICES CO. LTD.

Danyel Thomson  
DFDL (THAILAND) LIMITED

Suntisouk Vandala  
RAJAH & TANN (LAOS)  
SOLE CO. LTD.

Huong Vu  
EY

Xaysana Xaiyalath  
EXIM COMPANY LIMITED

Namseng Xathousinh  
MINISTÈRE DE FINANCE,  
STATE ASSETS MANAGEMENT  
DEPARTMENT, REGISTRATION  
DIVISION (REGISTRY)

Chintala Xayyaveth  
ARION LEGAL

## LATVIA

COLLIERS INTERNATIONAL

Martins Alijens  
COBALT LEGAL

Arvids Bugoveckis  
BALTIC LEGAL

Raivis Bušmanis  
STATE LABOUR INSPECTORATE

Andis Čonka  
LATVIJAS BANKA

Anete Dimitrovska  
ELLEX KLAVINS, MEMBER  
OF LEX MUNDI

Valters Diure  
ELLEX KLAVINS, MEMBER  
OF LEX MUNDI

Edvins Draba  
SORAINEN

Zlata Elksniņa-Zašćirinska  
PWC LATVIA

Kalvis Englzers  
COBALT LEGAL

Kaspars Freimanis  
BDO LAW

Andris Ignatenko  
ESTMA LTD.

Viesturs Kadiķis  
PUBLIC UTILITIES COMMISSION

Valters Kalme  
PUBLIC UTILITIES COMMISSION

Toms Kārlis Broks  
SORAINEN

Irina Kostina  
ELLEX KLAVINS, MEMBER  
OF LEX MUNDI

Maris Kumerdanks  
COURT ADMINISTRATION

Indriķis Liepa  
COBALT LEGAL

Janis Likos  
FORT

Dainis Locs  
COURT ADMINISTRATION

Andris Mālnieks  
MINISTRY OF ECONOMICS

Zane Markvarte  
MARKVARTE LEXCHANGE  
LAW OFFICE

Ivo Maskalans  
COBALT LEGAL

Janis Negribs  
PUBLIC UTILITIES COMMISSION

Zane Paeglite  
SORAINEN

Guna Paidere  
REGISTER OF ENTERPRISES

Baiba Plaude  
LAW OFFICES BLUEGER  
& PLAUDE

Ilze Rauza  
PWC LATVIA

Lelde Rozentale  
STATE LAND SERVICE OF  
THE REPUBLIC OF LATVIA

Elina Rozulapa

Marika Salmiņa  
NATIONAL CUSTOMS  
BOARD OF THE STATE  
REVENUE SERVICE

Gabriela Santare  
COBALT LEGAL

Andris Škutāns  
DN-NP

Darja Tagajeva  
PWC LATVIA

Ruta Teresko  
AZ SERVICE LTD.

Jānis Timermanis  
AS KREDITINFORMACIJAS  
BIROJS

Edgars Timpa  
STATE LABOUR INSPECTORATE

Ingus Užulis  
PUBLIC UTILITIES COMMISSION

Maris Vainovskis  
EVERSHEDS BITANS

Elina Vilde  
EVERSHEDS BITANS

Armands Viskers  
BALTIC LEGAL

Agate Ziverte  
PWC LATVIA

Daiga Zivtina  
ELLEX KLAVINS, MEMBER  
OF LEX MUNDI

## LEBANON

Nadim Abboud  
LAW OFFICE OF A.  
ABBOUD & ASSOCIATES

Paul Abboud  
NGE

Nina Abdallah  
KHATTAR ASSOCIATES

Nada Abdelsater-Abusamra  
ABDELSATER ABUSAMRA &  
ASSOCIATES—ASAS LAW

Marie Abi Antoun  
ABDELSATER ABUSAMRA &  
ASSOCIATES—ASAS LAW

Wael Abou Habib  
ABOU JAOUDE &  
ASSOCIATES LAW FIRM

Carlos Abou Jaoude  
ABOU JAOUDE &  
ASSOCIATES LAW FIRM

Rima Abou Mrad  
EPTALEX—AZIZ  
TORBEY LAW FIRM

Riham Al Ali  
SMAYRA LAW OFFICE

Ramy Antar  
RAPHAËL & ASSOCIÉS

Elie Azzi  
MATTIA ET ASSOCIÉS

Zeina Azzi  
OBEID & MEDAWAR LAW FIRM

Corinne Baaklini  
MENA CITY LAWYERS

Jean Baroudi  
BAROUDI & ASSOCIATES

Boutros Bou Lattouf  
EBL BUREAU IN BEIRUT

Tony Boutros  
RUSSELL BEDFORD  
INTERNATIONAL

Claudia Caluori  
EPTALEX—AZIZ  
TORBEY LAW FIRM

Bassem Chalhoub  
EKP IN ASSOCIATION  
WITH HFW

Mohamad Chamas  
MENA CITY LAWYERS

Nayla Chemaly  
MENA CITY LAWYERS

Najib Choucair  
CENTRAL BANK OF LEBANON

Alice Choueiri  
MENA CITY LAWYERS

Hadi Diab  
SMAYRA LAW OFFICE

Pierre Edmond  
EPTALEX—AZIZ  
TORBEY LAW FIRM

Salim El Banna  
NATIONAL ELECTRICAL  
UTILITY COMPANY S.A.L.

Waddah El Chaer  
EL CHAER LAW FIRM

Lina El Cheikh  
MENA CITY LAWYERS

Hanadi El Hajj  
MENA CITY LAWYERS

Simon El Kai  
ABOU JAOUDE &  
ASSOCIATES LAW FIRM

Richard El Mouallem  
PWC LEBANON

Michel El Murr  
URBAN DEVELOPMENT  
DEPARTMENT, DIRECTORAT  
GÉNÉRAL D'URBANISME (DGU)

Antoine Elkhoury  
ABNIAH

Nada Elsayed  
PWC LEBANON

Georges N. Estephan  
NGE

Hanna Fares  
LEBANESE CUSTOMS

Jenny Fares  
HYAM G. MALLAT LAW FIRM

Hadi Fathallah  
ESCO FATHALLAH & CO.

Izzat Fathallah  
ESCO FATHALLAH & CO.

Wafic Fathallah  
ESCO FATHALLAH & CO.

Elie Feghali  
BADRI AND SALIM EL  
MEOUCHI LAW FIRM,  
MEMBER OF INTERLEGES

Lea Ferzli  
BAROUDI & ASSOCIATES

Samir Gaoui  
GAWI GROUP ARCHITECTS

Elias J. Ghanem  
GHANEM LAW FIRM

Serena Ghanimeh  
ABDELSATER ABUSAMRA &  
ASSOCIATES—ASAS LAW

Samir Ghaoui  
BUREAU ARCHITECTURE

Ghassan Haddad  
BADRI AND SALIM EL  
MEOUCHI LAW FIRM,  
MEMBER OF INTERLEGES

Louay Hajj Chehadeh  
MINISTRY OF FINANCE

Rawad Halawi

Joseph Hatem  
EL CHAER LAW FIRM

Abdallah Hayek  
HAYEK GROUP

Kamal Hayek  
ELECTRICITÉ DU LIBAN

Nicolas Hayek  
HAYEK GROUP

Rayan Hdayfe  
EMEA LEGAL COUNSELS

Walid Honein  
BADRI AND SALIM EL  
MEOUCHI LAW FIRM,  
MEMBER OF INTERLEGES

Fady Jamaledine  
MENA CITY LAWYERS

Karim Jamaledine  
MENA CITY LAWYERS

Mohammad Joumaa  
PWC LEBANON

Elie Kachouh  
ELC TRANSPORT SERVICES SAL

Georges Kadige  
KADIGE & KADIGE LAW FIRM

Michel Kadige  
KADIGE & KADIGE LAW FIRM

Raydan Kakoun  
BADRI AND SALIM EL  
MEOUCHI LAW FIRM,  
MEMBER OF INTERLEGES

Tatiana Kehdy  
BAROUDI & ASSOCIATES

Wael Khaddage  
MINISTRY OF FINANCE

Joelle Khater  
BADRI AND SALIM EL  
MEOUCHI LAW FIRM,  
MEMBER OF INTERLEGES

Najib Khattar  
KHATTAR ASSOCIATES

Nabil F. Khouri  
ASL (AIR SEA LAND)

Sheryne Koteiche  
AWADA TYAN LAW FIRM

Georges S. Maarravi  
LAND REGISTRY  
AND CADASTRE

Abdo Maatouk  
SMAYRA LAW OFFICE

Souraya Machnouk  
ABOU JAOUDE &  
ASSOCIATES LAW FIRM

Fady Mahfouz

Georges Mallat  
HYAM G. MALLAT LAW FIRM

Aline Matta  
TALAL ABU-GHAZALEH  
LEGAL (TAG-LEGAL)

Rachad Medawar  
OBEID & MEDAWAR LAW FIRM

Youssef Moawad  
EL CHAER LAW FIRM

Mario Mohanna  
PATRIMOINE CONSEIL SARL

Mirvat Mostafa  
MENA CITY LAWYERS

Houssam Mourtada  
EPTALEX—AZIZ  
TORBEY LAW FIRM

Andre Nader  
NADER LAW OFFICE

Rana Nader  
NADER LAW OFFICE

Toufic Nehme  
LAW OFFICES OF  
TOUFIC NEHME

Brian Onaissy  
KHATTAR ASSOCIATES

Hala Raphael  
RAPHAËL & ASSOCIÉS

Mireille Richa  
TYAN & ZGHEIB LAW FIRM

Jihad Rizkallah  
BADRI AND SALIM EL  
MEOUCHI LAW FIRM,  
MEMBER OF INTERLEGES

Yara Romanos  
BADRI AND SALIM EL  
MEOUCHI LAW FIRM,  
MEMBER OF INTERLEGES

Fadi Saadeh  
ABNIAH

Mustafa Saadeh  
TYAN & ZGHEIB LAW FIRM

Lilia Sabbagh  
BADRI AND SALIM EL  
MEOUCHI LAW FIRM,  
MEMBER OF INTERLEGES

Yalda Sacre  
SADER ASSOCIATES

Rany J. Sader  
SADER ASSOCIATES

Christelle Sakr  
TYAN & ZGHEIB LAW FIRM

Nisrine Mary Salhab  
HYAM G. MALLAT LAW FIRM

Rita Samia  
EPTALEX—AZIZ  
TORBEY LAW FIRM

Mona Sfeir  
HYAM G. MALLAT LAW FIRM

Makram Shehayeb  
MENA CITY LAWYERS

Rami Smayra  
SMAYRA LAW OFFICE

Adolphe Tyan  
AWADA TYAN LAW FIRM

Hala Tyan  
AWADA TYAN LAW FIRM

Nady Tyan  
TYAN & ZGHEIB LAW FIRM

Gerard Zahr  
NOTARY—BEIRUT

Alaa Zeineddine  
EMEA LEGAL COUNSELS

## LESOTHO

BIDVEST PANALPINA LOGISTICS

KHATLELI TOMANE MOTEANE  
(KTM) ARCHITECTS

Mahashe Chaka  
LAND ADMINISTRATION  
AUTHORITY

Thakane Chimombe  
NALEDI CHAMBERS INC.

Mannette Khotle  
COMPUSCAN LESOTHO

Qhalehang Letsika  
MEI & MEI ATTORNEYS INC.

Mateboho Lithlakanyane  
QUANTUM QUANTITY  
SURVEYORS PTY LTD.

Monica Louro  
WEBBER NEWDIGATE

Thabo Makeka  
ASSOCIATION OF LESOTHO  
EMPLOYERS AND BUSINESS

Morne Stuart Maree  
WEBBER NEWDIGATE

Renate Mholo  
EY

Denis Molyneaux  
WEBBER NEWDIGATE

Mamophete Mophethe  
PHILLIPS CLEARING  
& FORWARDING  
AGENT (PTY) LTD.

Phillip Mophethe  
PHILLIPS CLEARING  
& FORWARDING  
AGENT (PTY) LTD.

Thato Mosethe  
DU PREEZ LIEBETRAU & CO.

Seboka Mpe  
CIVSOL CONSULTING  
ENGINEERS PTY. LTD.

Tseko Nyesemane  
LESOTHO REVENUE AUTHORITY

Thato Qhojeng  
TQ ARCHITECTS PTY. LTD.

Motene Rafoneke  
NALEDI CHAMBERS INC.

Ikaneng Raphoolo  
ELECTROMECH CONSULTING  
ENGINEERS PTY. LTD.

Daan Roberts  
WEBBER NEWDIGATE

Lindiwe Sephomolo  
ASSOCIATION OF LESOTHO  
EMPLOYERS AND BUSINESS

Starford Sharite  
HIGH COURT

Hennie Smit  
PWC SOUTH AFRICA

Marorisang Thekiso  
SHEERAN & ASSOCIATES  
CHARTERED ACCOUNTANTS  
(LESOTHO)

Phoka Thene  
LETSENG DIAMONDS

George Thokoa  
MASERU ELECTRO  
SERVICES PTY LTD.

Dieter Winkler  
COMPUSCAN LESOTHO

## LIBERIA

Arthur Abdulai  
EXPRESS HANDLING SERVICES

Kofi Abedu-Bentsi  
BAKER TILLY LIBERIA

Adebayo M. Adeyemi  
TSC ENGINEERING  
AND CONSTRUCTION  
CONSULTANTS, INC.

Betty Lamin Blamol  
SHERMAN & SHERMAN

Golda A. Bonah  
SHERMAN & SHERMAN

Henry N. Brunson  
FEDEX

F. Augustus Caesar Jr.  
CAESAR ARCHITECTS, INC.

Eva-Mae Campbell  
CAESAR ARCHITECTS, INC.

Preston Chea Doe  
THELMA LAW & ASSOCIATES

John Davis  
LIBERIA BANK FOR  
DEVELOPMENT AND  
INVESTMENT

Morris Davis  
KEMP & ASSOCIATES

Samuel Dennis Jr.  
SEB ELECTRICAL TEAM

Wisdom Cudjoe Dzilewosi  
PWC

Emmanuel Enders  
SEB ELECTRICAL TEAM

George Fonderson  
BAKER TILLY LIBERIA

Arthur W.B. Fumbah  
BAKER TILLY LIBERIA

Ruth Jappah  
JSGB & ASSOCIATES  
LEGAL CONSULTANTS

Cyril Jones  
JONES & JONES

Kenneth Kafumba  
LIBERIA AGRICULTURE  
COMMODITY REGULATORY  
AUTHORITY (LACRA)

Abu Kamara  
LIBERIA BUSINESS REGISTRY

Momolu G. Kanda Kai  
CONGLOE AND  
ASSOCIATES INC.

Jonah Soe Kotee  
ASSOCIATION OF LIBERIAN  
HUMAN RESOURCE  
PROFESSIONALS (ALHRP)

Bob Weetol Livingstone  
UNITED METHODIST  
UNIVERSITY

Bill Nyumah  
BRO'S ELECTRIC  
AND CONSTRUCTION  
ASSOCIATES (BECCA)

Arabella Reed  
PWC

Saa Saamoi  
DEPARTMENT OF  
CUSTOMS OF THE LIBERIA  
REVENUE AUTHORITY

Charlene Sevee  
PWC

Boakai M. Sheriff  
MERCY CORPS

Albert S. Sims  
SHERMAN & SHERMAN

Robert Smallwood  
PWC

Lucia Diana Sonii Gbala  
HERITAGE PARTNER &  
ASSOCIATES, INC.

Ambrose Taplah  
KEMP & ASSOCIATES

J. Awia Vankan  
HERITAGE PARTNER &  
ASSOCIATES, INC.

Alvin W. Yelloway  
LAWYER

## LIBYA

ALTERAZ ENGINEERING  
CONSULTANTS

ZAHAF & PARTNERS LAW FIRM

Ahmed Abdulaziz  
MUKHTAR, KELBASH  
& ELGHARABLI

Rajab Al Bakhnug  
AL BAKHNUG LAW OFFICE

Huwaida Elnayesh  
TUMI LAW FIRM

Abdudayem Elgharabli  
MUKHTAR, KELBASH  
& ELGHARABLI

Abdul Salam El-Marghani  
PWC

Husam Elnaili  
PWC

Ahmed Ghattour  
AHMED GHATTOUR & CO.

Paolo Greco  
P&A LEGAL

Morajea A. Karim  
HRHOUSE LIBYA

Bahloul Kelbash  
MUKHTAR, KELBASH  
& ELGHARABLI

Belkasem Magid Obadi  
GENERAL ELECTRICITY  
COMPANY OF LIBYA (GECOL)

Mahmud Mukhtar  
MUKHTAR, KELBASH  
& ELGHARABLI

Ali Naser  
LIBYAN CREDIT  
INFORMATION CENTER

Abuejila Saif Annaser  
SAIF ANNASER LAW OFFICE

Muftah Saif Annaser  
SAIF ANNASER LAW OFFICE

Abdulkarim Tayeb  
LIBYAN CREDIT  
INFORMATION CENTER

Mazen Tumi  
TUMI LAW FIRM

## LITHUANIA

Pavel Balbatunov  
ARCHITECT

Lina Balbatunova

Petras Baltusevičius  
DSV TRANSPORT UAB

Donatas Baranauskas  
VILNIAUS MIESTO 14—ASIS  
NOTARU BIURAS

Kornelija Basijokiene  
GLIMSTEDT

Vilius Bernatoniš  
TGS BALTIC

Andrius Bogdanovičius  
JSC CREDITINFO LIETUVA

Alina Burlakova  
LAW FIRM ELLEX VALIUNAS  
IR PARTNERIAI, MEMBER  
OF LEX MUNDI

Daiva Čekanavičienė  
GLIMSTEDT

Justas Ciomanas  
LITHUANIAN CHAMBER  
OF NOTARIES

Giedre Dailidenaitė  
PRIMUS ATTORNEYS-AT-LAW

Giedre Domkute  
AAA LAW

Artur Drapeko  
LAW FIRM SORAINEN  
& PARTNERS

Reda Gabrilavičiūtė  
MINISTRY OF JUSTICE

Aida Ganasauskaitė  
LAW FIRM ELLEX VALIUNAS  
IR PARTNERIAI, MEMBER  
OF LEX MUNDI

Joana Gramakovaitė  
PWC LITHUANIA

Dovilė Greblikiene  
ELLEX VALIUNAS

Skomantas Grigas  
D. ZABIELA, M. RINDINAS AND  
S. GRIGAS LAW FIRM ZRG

Frank Heemann  
BNT ATTORNEYS-AT-LAW

Vytaute Janusaityte  
LAW FIRM SORAINEN  
& PARTNERS

Ieva Kairytė  
PWC LITHUANIA

Romas Karaliūnas  
BANK OF LITHUANIA

Romualdas Kasperavičius  
STATE ENTERPRISE  
CENTRE OF REGISTERS

Jonas Kiauleikis  
LAW FIRM SORAINEN  
& PARTNERS

Augustas Klezys  
LAW FIRM SORAINEN  
& PARTNERS

Egidijus Kundelis  
PWC LITHUANIA

Žilvinas Kvietkus  
COBALT LEGAL

Edita Lukaševičiūtė  
BANK OF LITHUANIA

Lauras Lukosius  
BALTIC FREIGHT SERVICES

Asta Mačionienė  
MINISTRY OF JUSTICE

Odeta Maksvytytė  
PRIMUS ATTORNEYS-AT-LAW

Linas Margevičius  
LEGAL BUREAU OF  
LINAS MARGEVICIUS

Rytis Martinkėnas  
LAW FIRM SORAINEN  
& PARTNERS

Danielius Matonis  
LAW FIRM MARKEVICIUS,  
GERASICKINAS AND PARTNERS

Laura Matukaityte  
LAW FIRM SORAINEN  
& PARTNERS

Tautginas Mickevicius  
MINISTRY OF JUSTICE

Maciej Mikelevič  
AAA LAW

Bronislovas Mikūta  
STATE ENTERPRISE  
CENTRE OF REGISTERS

Donata Montvydaitė  
LAW FIRM ELLEX VALIUNAS  
IR PARTNERIAI, MEMBER  
OF LEX MUNDI

Nerijus Nedzinskas  
PWC LITHUANIA

Michail Parchimovič  
MOTIEKA & AUDZEVIČIUS

Algirdas Pekšys  
LAW FIRM SORAINEN  
& PARTNERS

Petras Pinevičius  
PRIMUS ATTORNEYS-AT-LAW

Šarūnė Prankonytė  
PRIMUS ATTORNEYS-AT-LAW

Marius Rindinas  
D. ZABIELA, M. RINDINAS AND  
S. GRIGAS LAW FIRM ZRG

Greta Roguckytė  
TGS BALTIC

Vita Sabalytė  
LAW FIRM SORAINEN  
& PARTNERS

Svajone Saltauskienė  
VILNIUS CITY 29TH  
NOTARY'S OFFICE

Simona Šarkauskaitė  
D. ZABIELA, M. RINDINAS AND  
S. GRIGAS LAW FIRM ZRG

Aušra Sičiūnienė  
VILNIUS CITY MUNICIPALITY

Rimantas Simaitis  
COBALT LEGAL

Donatas Šliora  
TGS BALTIC

Alius Stamkauskas  
UAB ELMONTA

Jonas Stamkauskas  
UAB ELMONTA

Agneska Stanulevic  
PWC LITHUANIA

Ruta Steckienė  
MINISTRY OF ECONOMY

Arnas Stonys  
BNT ATTORNEYS-AT-LAW

Marius Stračkaitis  
LITHUANIAN CHAMBER  
OF NOTARIES

Ieva Tarailienė  
STATE ENTERPRISE  
CENTRE OF REGISTERS

Monika Tukačiauskaitė  
LAW FIRM SORAINEN  
& PARTNERS

Laura Tunkevičiūtė  
GLIMSTEDT

Daiva Ušinskaitė-Filonovienė  
TGS BALTIC

Vykintas Valiulis  
GRANT THORNTON  
BALTIC UAB

Liutauras Vasiliauskas  
LAW FIRM SORAINEN  
& PARTNERS

Kestutis Vaskevicius  
AB ESO

Adrijus Vegys  
BANK OF LITHUANIA

Agnietė Venckienė  
LAW FIRM SORAINEN  
& PARTNERS

Darius Zabiela  
D. ZABIELA, M. RINDINAS AND  
S. GRIGAS LAW FIRM ZRG

Ernesta Žiogienė  
PRIMUS ATTORNEYS-AT-LAW

Povilas Žukauskas  
LAW FIRM ELLEX VALIUNAS  
IR PARTNERIAI, MEMBER  
OF LEX MUNDI

Audrius Žvybas  
GLIMSTEDT

## LUXEMBOURG

PWC LUXEMBOURG

Tom Baumert  
CHAMBER OF COMMERCE  
OF THE GRAND-DUCHY  
OF LUXEMBOURG

Louis Berns  
ARENDT & MEDERNACH SA

Sébastien Binard  
ARENDT & MEDERNACH SA

Eleonora Broman  
LOYENS & LOEFF  
LUXEMBOURG SARL

Christel Dumont  
DENTONS

Thomas Feider  
ADMINISTRATION DE  
L'ENREGISTREMENT ET  
DES DOMAINES

Manuel Fernandez  
GSK STOCKMANN + KOLLEGEN

Nicolas Fries

Andreas Heinzmann  
GSK STOCKMANN + KOLLEGEN

Véronique Hoffeld  
LOYENS & LOEFF  
LUXEMBOURG SARL

Chantal Keereman  
BONN & SCHMITT

François Kremer  
ARENDT & MEDERNACH SA

Olivier Lardinois  
BNP PARIBAS

Frédéric Lemoine  
BONN & SCHMITT

Tom Loesch  
LAW FIRM LOESCH

Evelyne Lordong  
ARENDT & MEDERNACH SA

Hawa Mahamoud  
GSK STOCKMANN + KOLLEGEN

Jeannot Medinger  
CREOS LUXEMBOURG SA

Philipp Metzschke  
ARENDT & MEDERNACH SA

Marco Peters  
CREOS LUXEMBOURG SA

Elisa Ragazzoni  
PAUL WURTH GEPROLUX SA

Jean-Luc Schaus  
DECKER BRAUN AVOCATS

Roger Schintgen  
PAUL WURTH GEPROLUX SA

Phillipe Schmit  
ARENDT & MEDERNACH SA

Alex Schmitt  
BONN & SCHMITT

Marielle Stevenot  
MNKS LAW FIRM

Bénédicte Zahnd  
BNP PARIBAS

## MACEDONIA, FYR

DOM—DIZAJN

GRADBA BAJASEN

Igor Aleksandrovski  
APOSTOLSKA & PARTNERS

Ljubinka Andonovska  
CENTRAL REGISTER OF THE  
REPUBLIC OF MACEDONIA

Marjan Andreev  
GAVRILOSKI & PARTNERS

Natasha Andreeva  
NATIONAL BANK OF THE  
REPUBLIC OF MACEDONIA

Krste Andronovski  
CITY OF SKOPIJE

Martina Angelkovic  
DDK ATTORNEYS-AT-LAW

Zlatko Antevski  
LAWYERS ANTEVSKI

Goran Atanasovski  
ADING

Dragan Blažev  
TIMELPROJECT ENGINEERING

Vladimir Bocevski  
CAKMAKOVA ADVOCATES

Marija Boshkovska Jankovski  
CENTRAL REGISTER OF THE  
REPUBLIC OF MACEDONIA

Vladimir Boshnjakovski  
DDK ATTORNEYS-AT-LAW

Jela Boskovic Ognjanoska  
LAWELL ATTORNEYS

Kiril Crvenkoski  
NAVICO SHIPPING

Ljupco Cvetkovski  
DDK ATTORNEYS-AT-LAW

Dragan Dameski  
DDK ATTORNEYS-AT-LAW

Ana Dangova Hug  
INTER PARTES LAW FIRM

Dimce Dimov  
LAW FIRM TRPENOSKI

Daniela Dineska  
ITS ISKRATEL

Mihajlo Drenkovski  
ITS ISKRATEL

Ana Georgievska  
DIMA FORWARDERS

Boris Georgievski  
MUNICIPALITY OF GAZI  
BABA—SKOPIJE

Dimche Georgievski  
DIMA FORWARDERS

Gjorgji Georgievski  
ODI LAW MACEDONIA

Bojan Gerovski  
IKRP ROKAS & PARTNERS

Katarina Ginoska  
GEORGI DIMITROV ATTORNEYS

Angelina Gogusevska  
TITANIJA DOOEL—SKOPIJE

Ana Gorgioska  
MINISTRY OF TRANSPORT  
AND COMMUNICATIONS

Aleksandar Ickovski

Vase Jakov  
MUNICIPALITY OF GAZI  
BABA—SKOPIJE

Marija Jankuloska  
GEORGI DIMITROV ATTORNEYS

Biljana Joanidis  
LAW & PATENT  
OFFICE JOANIDIS

Svetlana Jovanoska  
MUNICIPALITY OF GAZI  
BABA—SKOPIJE

Aneta Jovanoska Trajanovska  
LAWYERS ANTEVSKI

Emilija Kelesoska Sholjakovska  
DDK ATTORNEYS-AT-LAW

Risto Kitev  
MEPOS OPERATIVA LTD.

Dejan Knezović  
LAW OFFICE KNEZOVIC  
& ASSOCIATES

Vlado Kocare  
VIATOR & VEKTOR

Zlatko T. Kolevski  
KOLEVSKI LAW OFFICE

Vladimir Kostovski  
APOSTOLSKA & PARTNERS

Aleksandar Kraleviski  
CAKMAKOVA ADVOCATES

Aleksandar Krsteski  
CAKMAKOVA ADVOCATES

Dragan Lazarov  
LAW OFFICE LAZAROV

Nikolcho Lazarov  
LAW OFFICE LAZAROV

Ilinka Lega Grchevska  
KOLEVSKI LAW OFFICE

Ivana Lekic  
PWC MACEDONIA

Georgi Markov  
PWC MACEDONIA

Tijana Markovic  
KOLEVSKI LAW OFFICE

Mirjana Markovska  
LAW OFFICE OF MARKOVSKA  
& ANDREVSKI

Vesna Markovska  
MINISTRY OF TRANSPORT  
AND COMMUNICATIONS

Emil Miftari  
EMIL MIFTARI LAW OFFICE

Vlatko Mihailov  
EMIL MIFTARI LAW OFFICE

Petra Mihajlovska  
CAKMAKOVA ADVOCATES

Oliver Mirchevski  
EVN MACEDONIA

Ivan Mishev  
PAPAZOSKI AND  
MISHEV LAW FIRM

Irena Mitkovska  
LAWYERS ANTEVSKI

Biljana Mladenovska Dimitrova  
LAWYERS ANTEVSKI

Vesna Mojsoska  
KPMG

Martin Monevski  
MONEVSKI LAW FIRM

Vojdan Monevski  
MONEVSKI LAW FIRM

Filip Nacevski  
DONEVSKI LAW FIRM

Svetlana Neceva  
LAW OFFICE PEPELIUGOSKI

Ilija Nedelkoski  
CAKMAKOVA ADVOCATES

Elena Nikodinovska  
EMIL MIFTARI LAW OFFICE

Zorica Nikolovska  
LAW OFFICE NIKOLOVSKI

Goran Nikolovski  
LAW OFFICE NIKOLOVSKI

Martin Odzaklieski  
MINISTRY OF TRANSPORT  
AND COMMUNICATIONS

Aleksandar Penovski  
LAW FIRM TRPENOSKI

Ana Pepeliugoska  
LAW OFFICE PEPELIUGOSKI

Valentin Pepeliugoski  
LAW OFFICE PEPELIUGOSKI

Iva Petrovska  
CAKMAKOVA ADVOCATES

Blagoj Petrovski  
TECHNO KAR

Sonja Petrusheva  
LAW OFFICE PETRUSHEVA

Kristijan Polenak  
POLENAK LAW FIRM

Ljubica Ruben  
MENS LEGIS LAW FIRM

Sasho Saltirovski  
EVN MACEDONIA

Lidija Sarafimova-Danevska  
NATIONAL BANK OF THE  
REPUBLIC OF MACEDONIA

Simonida  
Shosholceva-Giannitsakis  
IKRP ROKAS & PARTNERS

Tatjana Siskovska  
POLENAK LAW FIRM

Borche Smilevski  
DELOITTE

Milena Spasovska  
GEORGI DIMITROV ATTORNEYS

Aleksandar Spasovski  
VIATOR & VEKTOR

Ana Stojanovska  
ODI LAW MACEDONIA

Sonja Stojcevska  
CAKMAKOVA ADVOCATES

Blagoj Stojevski  
EVN MACEDONIA

Ana Stojilovska  
ANALYTICA MK

Gjoko Tanasoski  
CUSTOMS ADMINISTRATION

Dragica Tasevska  
NATIONAL BANK OF THE  
REPUBLIC OF MACEDONIA

Kristina Tilic  
NOVA CONSULTING, MEMBER  
OF PKF INTERNATIONAL

Paul Tobin  
PWC BULGARIA

Borjanka Todorovska  
DONEVSKI LAW FIRM

Elena Todorovska  
LAWELL ATTORNEYS

Ivica Tosic  
TOSIC AND JEVTIC

Toni Trajanov  
MACEDONIAN CREDIT  
BUREAU AD SKOPIJE

Dragan Trajkovski  
ELTEK

Toni Trajkovski  
MUNICIPALITY OF GAZI  
BABA—SKOPIJE

Svetlana Trendova  
APOSTOLSKA & PARTNERS

Stefan Trost  
EVN MACEDONIA

Viktorija Trpenovska  
LAW FIRM TRPENOSKI

Vladimir Vasilevski  
BETASPED D.O.O.

Ivana Velkovska  
PWC MACEDONIA

Tome Velkovski

Zlatko Veterovski  
CUSTOMS ADMINISTRATION

Sladjana Zafirova  
TIVA-AS DOOEL-VALANDOVO

Dragisa Zlatkovski  
SISKON LTD.

## MADAGASCAR

BUILD CONSULTING ENGINEERS

DIRECTION GÉNÉRALE  
DES DOUANES

Serge Andretseheho  
CABINET AS ARCHITECTE

Laura Andriamanjato  
SMR & HR ASSOCIATES SA

Clément Andriamasinony  
BNI MADAGASCAR

Eric Robson Andriamihaja  
ECONOMIC DEVELOPMENT  
BOARD OF MADAGASCAR

Eva Andriamihaja  
MIHAJA TRANSIT

Tsiray Andriamisamanana

Aimée Andrianasolo  
OFFICE DE REGULATION  
ÉLECTRICITÉ (ORE)

Andry Andriantsilavo  
OFFICE DE REGULATION  
ÉLECTRICITÉ (ORE)

Frédéric Christophe Ranjatoely

Yves Duchateau  
BOLLORÉ AFRICA LOGISTICS  
MADAGASCAR

Raphaël Jakoba  
MADAGASCAR CONSEIL  
INTERNATIONAL

Rakotomalala Mamy Njatoson  
REGISTRE DU COMMERCE  
ET DES SOCIÉTÉS (RNCS)

Pascaline R. Rabearisoa  
DELTA AUDIT DELOITTE  
Rija Rabeharisoa  
CABINET MAZARS FIVOARANA

Michelle Rafenomanjato  
Pierrette Rajaonarisoa  
BOLLORE AFRICA LOGISTICS  
MADAGASCAR

Jean Sylvio Rajaonson  
ETUDE MAITRE RAJAONSON  
Fetrahanta Sylviane  
Rakotomanana  
PRICEWATERHOUSECOOPERS  
TAX & LEGAL MADAGASCAR—  
PWC MADAGASCAR

Harivola Joan Rakotomanjaka  
Hery Michel Rakotonarivo  
PRICEWATERHOUSECOOPERS  
TAX & LEGAL MADAGASCAR—  
PWC MADAGASCAR

Corinne Holy Rakotoniaina  
PRICEWATERHOUSECOOPERS  
TAX & LEGAL MADAGASCAR—  
PWC MADAGASCAR

Ralidera Junior Rakotoniaina  
JOHN W. FOOKS & CO.

Hery Rakotonindrainy  
OFFICE DE REGULATION  
ÉLECTRICITÉ (ORE)

Harotsilavo Rakotoson  
SMR & HR ASSOCIATES SA

Lanto Tiana Ralison  
PRICEWATERHOUSECOOPERS  
TAX & LEGAL MADAGASCAR—  
PWC MADAGASCAR

Barijaona Ramaholimihaso  
BNI MADAGASCAR

Gérard Ramarijaona  
PRIME LEX

Roland Ramarijaona  
DELTA AUDIT DELOITTE

Harenkanto Ranaivoson  
RANDRANTO

André Randranto  
RANDRANTO

Iloniaina Randranto  
RANDRANTO

William Randrianarivelo  
PRICEWATERHOUSECOOPERS  
TAX & LEGAL MADAGASCAR—  
PWC MADAGASCAR

Sylvia Rasoarilala  
BANKY FOIBEN'I  
MADAGASIKARA / BANQUE  
CENTRALE DE MADAGASCAR

Rivaharilala Rasolojaona  
OFFICE DE REGULATION  
ÉLECTRICITÉ (ORE)

Théodore Raveloarison  
JARY—BUREAU D'ÉTUDES  
ARCHITECTURE INGÉNIERIE

Andriamisa Ravelomanana  
PRICEWATERHOUSECOOPERS  
TAX & LEGAL MADAGASCAR—  
PWC MADAGASCAR

Landy Raveloson  
CABINET HK JURIFISC

Andrianina Ravoajanahary  
ETUDE ANDRIANINA  
RAVOAJANAHARY

Arielle Razafimahefa  
JOHN W. FOOKS & CO.

Jean Marcel Razafimahenina  
DELTA AUDIT DELOITTE

Chantal Razafinarivo  
CABINET RAZAFINARIVO

Parson Harivel Razafindrainebe  
ETUDE RAZAFINDRAINIBE/  
RAVOAJANAHARY

Lisiniaina Razafindrakoto  
GASYNET

Louis Sagot  
CABINET D'AVOCAT  
LOUIS SAGOT

Ida Soamiliarimana  
MADAGASCAR CONSEIL  
INTERNATIONAL

## MALAWI

Chipulumutso Bakali  
JAMES FINLAY (BLANTYRE) LTD.

Everson Bandawe  
ALLIANCE FREIGHT  
SERVICES LIMITED

Austin Changazi  
SUKAMBI ASSOCIATION  
TRUST

Marshal Chilenga  
TF & PARTNERS

Andrew Chimpololo  
UNIVERSITY OF MALAWI  
(POLYTECHNIC COLLEGE)

Ricky Chingota  
SAVJANI & CO.

Maryann Chitseko  
EY

Gautoni D. Kainja  
KAINJA & DZONZI

Griffin Kamanga  
SPINE CARGO CO.

Cyprian Kambili  
CONSULTANT

Dannie J. Kamwaza  
KAMWAZA DESIGN  
PARTNERSHIP

Alfred Kaponda  
ESCOM

Mavbuto Kasote  
KAMWAZA DESIGN  
PARTNERSHIP

Alfred Majamanda  
MBENDERA & NKHONO  
ASSOCIATES

James Masumbu  
TEMBENU, MASUMBU & CO.

Noel Misanjo  
SAVJANI & CO.

Vyamala Aggriell Moyo  
PWC MALAWI

Patrick Gray Mpaka  
DESTONE & CO. LEGAL  
PRACTITIONERS

Modesai Msisha  
NYIRENDA & MSISHA  
LAW OFFICES

Misheck Msiska  
EY

Matthews Mwandzangati  
BLANTYRE CITY COUNCIL

Patricia Mwase  
CREDIT DATA CREDIT  
REFERENCE BUREAU LTD.

Patrice Nkhono  
MBENDERA & NKHONO  
ASSOCIATES

Zolomphi Nkwani  
ZOLOMPHI LAWYERS

Yusuf Nthenda  
CHIDOTHE, CHIDOTHE  
& COMPANY

Andrea Nyiorongo  
BLANTYRE HIGH COURT

Grant Nyiorongo  
ELEMETCH DESIGNS

Reena Purshtam

Krishna Savjani  
SAVJANI & CO.

Donns Shawa  
RD CONSULTANTS

Duncan Singano  
SAVJANI & CO.

## MALAYSIA

BANK NEGARA MALAYSIA

BURSA MALAYSIA

EY

FEDERATION OF MALAYSIAN  
MANUFACTURERS (FMM)

Mohd Rashdi Ab Hamid  
TENAGA NASIONAL BERHAD

Nor Azimah Abdul Aziz  
COMPANIES COMMISSION

Mohd Azlan Shah Abdullah  
CITY HALL OF KUALA LUMPUR

Muhammad Riyadhul Hanif  
Abdullah  
AZMI & ASSOCIATES

Sonia Abraham  
AZMAN, DAVIDSON & CO.

Wilfred Abraham  
ZUL RAFIQUE & PARTNERS,  
ADVOCATE & SOLICITORS

Mohammed Alamin  
MALAYSIA PRODUCTIVITY  
CORPORATION

Haji Mohamed Ali  
BASHIR ELECTRIC SDN BHD

Aniz Amirudin  
CECIL ABRAHAM & PARTNERS

Sasireka Amplagan  
PWC MALAYSIA

Mohd Arief Emran Bin Arifin  
WONG & PARTNERS

Nur Sajati Binti Asan  
Mohamed  
AZMI & ASSOCIATES

Datuk Aslam Zainuddin  
CHIEF REGISTRAR'S OFFICE

Zaily Ayub  
ROYAL MALAYSIAN CUSTOMS

Shamsuddin Bardan  
MALAYSIAN EMPLOYERS  
FEDERATION

Mohd Shahrlul Faisal Bin Ismail  
CITY HALL OF KUALA LUMPUR

Abdul Aziz Bin Mahamad  
DATARANREKA ARCHITECT

Ahmad Fuad bin Md Kasim  
TENAGA NASIONAL BERHAD

Mohd Yushanizar Bin  
Md Yusoff  
CITY HALL OF KUALA LUMPUR

Che Adnan Bin Mohamad  
NADI CONSULT ERA SDN BHD

Firdaus Bt Md Isa  
FEDERAL COURT OF MALAYSIA

KC Chan  
FREIGHT TRANSPORT  
NETWORK SDN BHD

Hong Yun Chang  
TAY & PARTNERS

David Cheah  
DCDA ARCHITECT

Grace Cheah  
CECIL ABRAHAM & PARTNERS

David Cheah  
DCDA ARCHITECT

Chris Chee  
EAST ORIENT CONSULT  
SDN BHD

Tony Chia  
SINCERE SHIPPING &  
FORWARDING

Chow Keng Chin  
INDRA GANDHI & CO.

Eric Chin  
CTOS DATA SYSTEMS SDN BHD

Ho Kwong Chin  
FEDERAL COURT OF MALAYSIA

Nicholas Tan Choi Chuan  
SHEARN DELAMORE & CO.

Chin Long Chong  
NORTH PORT (MALAYSIA) BHD

Jack Chor  
CHRISTOPHER & LEE ONG

Eddie Chuah  
WONG & PARTNERS

Walter Culas  
AIR FREIGHT FORWARDERS  
ASSOCIATION OF  
MALAYSIA (AFAM)

Melinda Marie D'Angelus  
AZMI & ASSOCIATES

Neelesh Dattir  
ALBIEA

Ruzaida Daud  
ENERGY COMMISSION

Chai Mee Faum  
PERUNDING MAJUJAYA

Wai Fong La  
SHEARN DELAMORE & CO.

Azlinda Binti Abd. Ghani  
SPAN NATIONAL WATER  
SERVICES COMMISSION  
(SURUHANIAYA  
PERKHIDMATAN AIR NEGARA)

Suresh Kumar J. Gorasia  
THE ELECTRICAL AND  
ELECTRONICS ASSOCIATION  
OF MALAYSIA

Sheba Gumis  
SKRINE, MEMBER  
OF LEX MUNDI

Asfahani binti Hamzah  
FEDERAL COURT OF MALAYSIA

Muhammad Arif Harinder  
TITIMAS LOGISTICS SDN BHD

Khalid Hashim  
AZMI & ASSOCIATES

Fahad Hassan  
PWC MALAYSIA

Andrew Heng  
FERRIER HODGSON  
MH SDN BHD

Abdul Hafiz Bin Hidzir  
TENAGA NASIONAL BERHAD

Wong Hin Loong  
AZMAN, DAVIDSON & CO.

Simon Hogg  
LAWYER

Ng Chia How  
ZAID IBRAHIM & CO. (ZICO)

Azura Megat Ibrahim  
INDAH WATER KONSORTIUM

Kumarakuru Jai  
FERRIER HODGSON  
MH SDN BHD

Abdul Aziz Japri  
TENAGA NASIONAL BERHAD

Norhaiza Jemon  
COMPANIES COMMISSION

Eu John Teo  
SHEARN DELAMORE & CO.

Dato' Dr. Ir. Andy K. H. Seo  
MALAYSIAN NATIONAL  
SHIPPERS COUNCIL

Nadia binti Mohd. Kamal  
FEDERAL COURT OF MALAYSIA

Komathi P. Karuppanan  
AZMI & ASSOCIATES

Sharifah Athirah Izyan  
Bt Wan Kassim  
KUALA LUMPUR CITY HALL

Muhd Khuzairah  
QMEC CONSULT

Chun Yik Koh  
JEFF LEONG, POON & WONG

LOH Kok Leong  
RUSSELL BEDFORD LC &  
COMPANY—MEMBER  
OF RUSSELL BEDFORD  
INTERNATIONAL

Jessica Kong Yin Yin  
AZMAN, DAVIDSON & CO.

Dawn Lai  
RAM CREDIT INFORMATION  
SDN BHD

Azhar Lee  
PLATINUM TAX  
CONSULTANTS SDN BHD

Christopher Lee  
CHRISTOPHER & LEE ONG

Seen Yin Lee  
JEFF LEONG, POON & WONG

Jeff Leong  
JEFF LEONG, POON & WONG

Neoh Li Ting  
AZMAN, DAVIDSON & CO.

Anne Liew  
RAM CREDIT INFORMATION  
SDN BHD

Koon Huan Lim  
SKRINE, MEMBER  
OF LEX MUNDI

Lim Khim Yeng  
K Y LIM & PARTNERS

Lim Litt  
FERRIER HODGSON  
MH SDN BHD

Chea Hee Loo  
BUMI-MARINE  
SHIPPING SDN BHD

Kin Sin Low  
JEFF LEONG, POON & WONG

Ahmad Lutfi Abdullah Mutalip  
AZMI & ASSOCIATES

Chen Lynn Ng  
CHRISTOPHER & LEE ONG

Ir. Bashir Ahamed Maideen  
NADI CONSULT ERA SDN BHD

Jonathan Maria  
TTL & CPC ELECTRICAL SUPPLY

Dennis Martin  
CTOS DATA SYSTEMS SDN BHD

John Matthew  
CHRISTOPHER & LEE ONG

Khairon Niza Md Akhir  
COMPANIES COMMISSION

Mohamed Noh Md Seth  
TENAGA NASIONAL BERHAD



Arvind Menon  
RANHILL BERSEKUTU SDN BHD

Muhammad Kamal  
Mohamad Alwi  
ARKITEK KAMAL ALWI

Norsherryina Mohamed Ishak  
TENAGA NASIONAL BERHAD

Mohammad Ashraf Mohamed  
Sopiee  
AZMI & ASSOCIATES

Hanani Hayati Mohd Adnan  
AZMI & ASSOCIATES

Azmi Mohd Ali  
AZMI & ASSOCIATES

Muzzamir Mohd Mydin  
AZMI & ASSOCIATES

Zuhaidi Mohd Shahari  
AZMI & ASSOCIATES

Khairunnajihah Aqila  
Mohd Sofian  
AZMI & ASSOCIATES

Dato' Sri Latifah Mohd Tahar  
CHIEF REGISTRAR'S OFFICE

Mohd Yusoff Mokhzani Aris  
MALAYSIA PRODUCTIVITY  
CORPORATION

Datuk Hj Mohd Najib  
Bin Hj Mohd  
CITY HALL OF KUALA LUMPUR

Selina Ng  
CREDIT BUREAU  
MALAYSIA SDN BHD

Swee-Kee Ng  
SHEARN DELAMORE & CO.

Anisah Normah binti  
Muhammad Nor  
FEDERAL COURT OF MALAYSIA

Marhaini Nordin  
SHEARN DELAMORE & CO.

Allison Ong  
AZMAN, DAVIDSON & CO.

Hock An Ong  
BDO

Effendy Othman  
ZAID IBRAHIM & CO. (ZICO)

Ng Oy Moon  
CREDIT BUREAU  
MALAYSIA SDN BHD

Kim Yong Pang  
FERRIER HODGSON  
MH SDN BHD

Aurobindo Ponniah  
PWC MALAYSIA

Azahar Rabu  
FIRE AND RESCUE  
DEPARTMENT OF MALAYSIA

Aminah Bt Abd Rahman  
MINISTRY OF URBAN  
WELLBEING, HOUSING AND  
LOCAL GOVERNMENT

Rabindra S. Nathan  
SHEARN DELAMORE & CO.

Muzawipah Bt Md. Salim  
TENAGA NASIONAL BERHAD

Sugumar Saminathan  
MALAYSIA PRODUCTIVITY  
CORPORATION

Zamzuri Selamat  
SYARIKAT BEKALAN AIR  
SELANGOR SDN BHD (SYABAS)

Fiona Sequerah  
CHRISTOPHER & LEE ONG

Lee Shih  
SKRINE, MEMBER  
OF LEX MUNDI

Jagdev Singh  
PWC MALAYSIA

Manshan Singh  
SKRINE, MEMBER  
OF LEX MUNDI

Veerinderjeet Singh  
Adeline Thor Sue Lyn  
RUSSELL BEDFORD LC &  
COMPANY—MEMBER  
OF RUSSELL BEDFORD  
INTERNATIONAL

Nor Fajariah Sulaiman  
CITY HALL OF KUALA LUMPUR

Muhendaran Suppiah  
MUHENDARAN SRI

Sharifah Ummu Amierah Syed  
Hamid  
AZMI & ASSOCIATES

Esther Tan  
ZUL RAFIQUE & PARTNERS,  
ADVOCATE & SOLICITORS

Gene M. ("GM") Tan  
GM TAN & COMPANY

Kar Peng Tan  
KAMARUDDIN WEE & CO.  
ADVOCATES & SOLICITORS

Shu Shuen Tan  
ZUL RAFIQUE & PARTNERS,  
ADVOCATE & SOLICITORS

Raphael Tay  
CHOOI & COMPANY

Wai Keong Teh  
EQUATORIAL LOGISTICS  
SDN BHD.

Hemant Thakore  
RANHILL BERSEKUTU SDN BHD

Kenneth Tiong  
THE ASSOCIATED CHINESE  
CHAMBERS OF COMMERCE  
AND INDUSTRY OF  
MALAYSIA (ACCCIM)

Siti Wahida Binti Sheikh  
Hussien  
CREDIT BUREAU  
MALAYSIA SDN BHD

Elison Wong  
ELISON WONG ADVOCATES  
& SOLICITORS

Keat Ching Wong  
ZUL RAFIQUE & PARTNERS,  
ADVOCATE & SOLICITORS

Michelle Sook King Wong  
JEFF LEONG, POON & WONG

T. Y. Wong  
MERCURY EXPRESS  
LOGISTICS SDN BHD

Yeoh Keng Yao  
TITIMAS LOGISTICS SDN BHD

Yau Tze Yip  
WONG & PARTNERS

Khairani M. Yusof  
MALAYSIA PRODUCTIVITY  
CORPORATION

Zuraiddi Yusoff  
AHA ARCHITECT

Nor Aznira Zainal Ariffin  
COMPANIES COMMISSION

## MALDIVES

AVANT-GARDE LAWYERS

BANK OF MALDIVES PLC

MALDIVES MONETARY  
AUTHORITY

Junaina Ahmed  
SHAH, HUSSAIN & CO.  
BARRISTERS & ATTORNEYS

Madeeh Ahmed  
CTL STRATEGIES LLP

Mohamed Ahsan  
ARCHENG STUDIO

Mohamed Shahdy Anwar  
SUOOD ANWAR &  
CO.—ATTORNEYS-AT-LAW

Jatindra Bhatray  
PWC MALDIVES

Asma Chan-Rahim  
SHAH, HUSSAIN & CO.  
BARRISTERS & ATTORNEYS

Ali Hussain Didi

Aishath Haifa  
SHAH, HUSSAIN & CO.  
BARRISTERS & ATTORNEYS

Mohamed Hameed  
ANTRAC HOLDING PVT. LTD.

Dheena Hussain  
SHAH, HUSSAIN & CO.  
BARRISTERS & ATTORNEYS

Hamdulla Hussain  
CTL STRATEGIES LLP

Suha Hussain  
SHAH, HUSSAIN & CO.  
BARRISTERS & ATTORNEYS

Abdul Rasheed Ibrahim  
CUSTOMS SERVICE

Ishan Ibrahim  
ASIA FORWARDING PVT. LTD.

Yameen Ibrahim  
SUOOD ANWAR &  
CO.—ATTORNEYS-AT-LAW

Fathuhulla Ismail  
CTL STRATEGIES LLP

Savithri Karunarathne  
EY

Prasanta Misra  
PWC MALDIVES

Saffah Mohamed  
PRAXIS LAW FIRM

Ibrahim Muthalib  
ASSOCIATION OF  
CONSTRUCTION INDUSTRY

Ali Naeem  
CTL STRATEGIES LLP

Ismail Nashid  
MALDIVES CUSTOMS SERVICE

Sulakshan Ramanan  
EY

Mohamed Shafaz Wajeeh  
PRAXIS LAW FIRM

Shuaib M. Shah  
SHAH, HUSSAIN & CO.  
BARRISTERS & ATTORNEYS

Aishath Shaifa Shahid  
SHAH, HUSSAIN & CO.  
BARRISTERS & ATTORNEYS

Husam Shareef  
CTL STRATEGIES LLP

Mizna Shareef  
SHAH, HUSSAIN & CO.  
BARRISTERS & ATTORNEYS

Manal Shihab  
SUOOD ANWAR &  
CO.—ATTORNEYS-AT-LAW

Fathimath Sodhaf  
MALDIVES CUSTOMS SERVICE

Abdullah Waheed

Abdulla Wars  
CTL STRATEGIES LLP

Sumudu Wijesundara  
EY

Hussain Zaidan Jaleel  
CTL STRATEGIES LLP

## MALI

BCEAO

CREDITINFO VOLO

Faradji Baba  
TRIBUNAL DE GRANDE  
INSTANCE DE LA COMMUNE  
III DE BAMAKO

Oumar Bane  
JURIFIS CONSULT

Abou Bemgaly  
SOCIÉTÉ FRUITIÈRE  
BOUGOUNI SA

Kassé Camara  
DRUH-DB

Mahamane I. Cisse  
CABINET LEXIS CONSEILS

Aly Coulibaly  
DOUANES MALIENNES

Famakan Dembele  
MINISTÈRE DE LA JUSTICE,  
GARDE DES SCEAUX

Sekou Dembele  
ETUDE MAÎTRE  
SEKOU DEMBELE

Moussa Sylvain Diakité  
SCS INTERNATIONAL

Abou Diallo  
API MALI

Sine Diarra  
CABINET COMPTABLE  
SINE DIARRA

Fatimata Dicko Zouboye  
NOTAIRE

Baba Haidara  
ETUDE GAOUSSOU HAIDARA

Adama Kane  
SCAE

Abdoul Karim Samba Timbo  
Konaté  
AGENCE D'ARCHITECTURE  
CADET

Gaoussou A.G. Konaté  
AGENCE D'ARCHITECTURE  
CADET

Abdoul Karim Kone  
CABINET BERTH—KONE—  
AVOCATS ASSOCIÉS

Soumaguel Maiga  
API MALI

Béranger Y. Meuke  
JURIFIS CONSULT

Arielle Razafimahefa  
JOHN W. FFOOKS & CO.

Oumar Sanogo  
DIRECTION DE L'INSPECTION  
DU TRAVAIL

Mamadou Moustapha Sow  
CABINET SOW & ASSOCIÉS

Moussa Ismaïla Toure  
API MALI

Imirane A. Touré  
DIRECTION NATIONALE DE  
L'URBANISME ET DE L'HABITAT

Lasseni Touré  
ETUDE GAOUSSOU HAIDARA

Baba Traore  
BOLLORÉ AFRICA LOGISTICS

Alassane Traoré  
ICON SARL

## MALTA

Christabelle Agius  
GVZH ADVOCATES

Shawn Agius  
OFFICE OF THE COMMISSIONER  
FOR REVENUE

Francesca Anastasi  
GVZH ADVOCATES

Anthony Azzopardi  
DEPARTMENT OF INDUSTRIAL  
AND EMPLOYMENT RELATIONS

Kevan Azzopardi  
MALTA FINANCIAL SERVICES  
AUTHORITY (MFSA)

Leonard Bonello  
GANADO ADVOCATES

Christopher Borg  
ENEMALTA PLC

Kris Borg  
DR. KRIS BORG &  
ASSOCIATES—ADVOCATES

Mario Raymond Borg  
OFFICE OF THE COMMISSIONER  
FOR REVENUE

Josianne Brimmer  
FENECH & FENECH ADVOCATES

Joseph Buhagiar  
MALTA ENTERPRISE

Daniel Buttigieg  
FENECH & FENECH ADVOCATES

Stefan Camilleri  
CAMILLERI CASSAR  
ADVOCATES

Joseph Caruana  
MALTA FINANCIAL SERVICES  
AUTHORITY (MFSA)

Michael Caruana  
CENTRAL BANK OF MALTA

Laragh Cassar  
CAMILLERI CASSAR  
ADVOCATES

Nicolette Cassar  
CENTRAL BANK OF MALTA

Andrea Darmanin  
CAMILLERI CASSAR  
ADVOCATES

Kyle DeBattista  
CAMILLERI PREZIOSI

Ariana Falzon  
GVZH ADVOCATES

Martin Farrugia  
BUILDING REGULATION OFFICE

Bettina Gatt  
GANADO ADVOCATES

Neville Gatt  
PWC MALTA

Joseph Ghio  
FENECH & FENECH ADVOCATES

Steve Gingell  
PWC MALTA

Sandro Grech  
SG MALTA LIMITED—  
CORRESPONDENT OF RUSSELL  
BEDFORD INTERNATIONAL

Karl Grech Orr  
GANADO ADVOCATES

Stefan Grima  
BANK OF VALLETTA

Roberta Gulic Hammett  
PWC MALTA

Edward Micallef  
WORLD EXPRESS LOGISTICS

Henri Mizzi  
CAMILLERI PREZIOSI



Jesmond Pule  
CENTRAL BANK OF MALTA

Jude Schembri  
PWC MALTA

Pierre Theuma  
MALTA ENTERPRISE

Amanda Vella  
GVZH ADVOCATES

Andrei Vella  
CAMILLERI PREZIOSI

Luca Vella  
GVZH ADVOCATES

Andrew J. Zammit  
GVZH ADVOCATES

Alistair Zarb  
CENTRAL BANK OF MALTA

## MARSHALL ISLANDS

MARSHALLS ENERGY  
COMPANY

Helkena Anni  
MARSHALL ISLANDS REGISTRY

Kenneth Barden  
ATTORNEY-AT-LAW

William Brier  
MINISTRY OF PUBLIC WORKS

Tatyana E. Cerullo  
MARSHALL ISLANDS LAWYERS

Melvin Dacillo  
MINISTRY OF PUBLIC WORKS

Raquel De Leon  
MARSHALL ISLANDS SOCIAL  
SECURITY ADMINISTRATION

Anthony Frazier

Nathan Gaudio  
POLES, TUBLIN, STRATAKIS  
& GONZALEZ, LLP

Kenneth Gideon  
PII SHIPPING

Avelino R. Gimao Jr.  
MARSHALL ISLANDS SOCIAL  
SECURITY ADMINISTRATION

Dwight Heine  
MARSHALL ISLANDS SOCIAL  
SECURITY ADMINISTRATION

Don Hess  
COLLEGE OF THE  
MARSHALL ISLANDS

Jerry Kramer  
PACIFIC INTERNATIONAL, INC.

Philip Okney  
OKNEY & HAMLIN

Dennis James Reeder  
REEDER & SIMPSON

Perry Rilang  
ENVIRONMENTAL PROTECTION  
AGENCY—MARSHALL ISLANDS

David M. Strauss  
ATTORNEY-AT-LAW

Itibo Tofinga  
MARSHALL ISLANDS  
TAX AUTHORITY

## MAURITANIA

Mohamed Abdallahi Bellil  
L'OBSERVATOIRE  
MAURITANIEN DE LUTTE  
CONTRE LA CORRUPTION,  
JOURNALISTE CHERCHEUR  
EN COMMUNICATION  
ET GOUVERNANCE

Sid'Ahmed Abeidna  
SOGECO MAURITANIA

Jemal Abde Nasser Ahmed  
DIRECTION GÉNÉRALE  
DES DOUANES

Kane Aly  
GUICHET UNIQUE/  
MEF MAURITANIA

Mohamed Lemine Ould Babiye  
BANQUE CENTRALE  
DE MAURITANIE

Cheikh Abdellahi Ahmed  
Babou  
ETUDE MAÎTRE CHEIKH  
ABDELLAH AHMED BABOU

Dieng Adama Boubou  
BANQUE CENTRALE  
DE MAURITANIE

Mohamed Marouf Bousbe  
CABINET D'AVOCAT

Moulaye Ahmed Boussabou  
BANQUE CENTRALE  
DE MAURITANIE

Mohamed Cheikh Abdallah  
AFACOR—AUDIT FINANCE  
ASSISTANCE COMPTABLE  
ORGANISATION SARL

Brahim Ebety

Fadel Elouone  
MINISTÈRE DES AFFAIRES  
ÉCONOMIQUES ET DU  
DÉVELOPPEMENT

Abdellahi Gah  
ETUDE GAH

Boumiya Hamoud  
LAWYER

Cheikhany Jules  
CHEIKHANY JULES LAW OFFICE

Mohamed Koum Maloum  
BETEM INGENIERIES DE  
L'ÉNERGIE ET DE L'EAU

Hamed Limam  
CAISSE NATIONALE DE  
SECURITE SOCIALE

Moustapha Maouloud  
GUICHET UNIQUE/  
MEF MAURITANIA

Bah Elbar M'beirik  
CHAMBRE COMMERCIALE  
AUPRÈS DE LA COUR  
D'APPEL DE NOUAKCHOTT

Abdou M'Bodj

Ould Med Yahya  
DIRECTION GÉNÉRALE  
DES DOMAINES ET DU  
PATRIMOINE DE L'ÉTAT

Mazar Mohamed Mahmoud  
Hmettou  
SOCIÉTÉ MAURITANIE  
D'ÉLECTRICITÉ (SOMELEC)

Oumar Mohamed Moctar  
AVOCATS MAURITANIE

Adil Morsad  
CABINET D'AVOCATS MORSAD

Mine Ould Abdoullah  
CABINET D'AVOCAT  
OULD ABDULLAH

Ishagh Ould Ahmed Miské  
CABINET ISHAGH MISKE

M'Hamed Ould Bouboutt  
MINISTÈRE DES AFFAIRES  
ÉCONOMIQUES ET DU  
DÉVELOPPEMENT

Ahmed Salem Ould  
Bouhoubeyni  
CABINET BOUHOUBEYNI

Abdellahi Ould Charrouk  
ATELIER ARCHITECTURE  
ET DESIGN

Mohamed Yeslem Ould El Vil  
RÉSEAU DES PETITES ET  
MOYENNES ENTREPRISES  
MAURITANIENNES

Moulaye El Ghali Ould  
Moulaye Ely  
AVOCAT

Ahmed Ould Radhi  
BANQUE CENTRALE  
DE MAURITANIE

Abdelkader Said

Aliou Sall  
ETUDE ME ALIOU  
SALL & ASSOCIÉS

Abdellahi Seyid  
UNION NATIONALE  
DU PATRONAT  
MAURITANIEN (UNPM)

Mohamed Yarguett  
MINISTÈRE DU PÉTROLE, DE  
L'ÉNERGIE ET DES MINES

## MAURITIUS

SUPREME COURT

Daygarasen Amoomoogum  
MAURITIUS CHAMBER OF  
COMMERCE AND INDUSTRY

Zahra Auchoybur  
UTEEM CHAMBERS

Rasheed Aumjaud  
ALPINA TRADING LTD.

Keshav Beeharry  
MCB GROUP LIMITED

Khoushwant Bheem Singh  
NOTARY

Nazeer Ahmud Bhugaloo  
MORISON (MAURITIUS)

Valerie Bisasur  
BLC ROBERT & ASSOCIATES

Deepti Bismohun  
ENSAFRICA (MAURITIUS)

Nicolas Carcasce  
DAGON INGENIEUR  
CONSEIL LTÉE

Bernard Chan Sing  
MAURITIUS NETWORK  
SERVICES LTD.

Nushrut Chaumoo  
NOTARY

D.P. Chinien  
CORPORATE AND BUSINESS  
REGISTRATION DEPARTMENT

Stephanie Chong Mei Lin  
Ah Tow  
MCB GROUP LIMITED

Chandansingh Chutoori  
VYYAASS CONSULTING  
ENGINEER LTD.

Jessen Coolen  
MCB GROUP LIMITED

Ravin Dajee  
BARCLAYS BANK

Afzal Delbar  
CUSTOMS HOUSE  
BROKERS ASSOCIATION

Jayesh Desai  
DESAI & ASSOCIATES LTD.

Shalinee Dreepaul-Halkhoree  
JURISTCONSULT CHAMBERS

Swaley Duman  
UNITED CARGO

Amil Emandin  
ASSOCIATION  
PROFESSIONNELLE DES  
TRANSITAIRES

Yannick Fok  
EVERSHEDS SUTHERLAND  
(MAURITIUS)

Poonam Geemul  
EVERSHEDS SUTHERLAND  
(MAURITIUS)

Gilbert Gnany  
MCB GROUP LIMITED

Tilotma Gobin Jhurry  
BANK OF MAURITIUS

Moorari Gujadhur  
MADUN GUJADHUR  
CHAMBERS

Gopaul Gupta  
VELOGIC LTD.

Arvin Halkhoree  
JURISTCONSULT CHAMBERS

Navindranath Jowaheer  
WASTEWATER MANAGEMENT  
AUTHORITY

Geetendra Singh Kim Currun  
PROPERTY DESIGN  
& MANAGEMENT  
CONSULTANTS LTD.

Thierry Koenig  
ENSAFRICA (MAURITIUS)

Mylène Lai Yoon Him  
MCB GROUP LIMITED

Anthony Leung Shing  
PWC MAURITIUS

Benjamin Lowe  
PWC MAURITIUS

Jayram Luximon  
CENTRAL ELECTRICITY BOARD

Charles Gerard Maguitte  
ABC MOTORS

Antish Maroam  
ABAX CORPORATE  
SERVICES LTD.

Bala Moonsamy  
CMT INTERNATIONAL LTD.

Ramdas Mootanah  
ARCHITECTURE & DESIGN LTD.

Ashwin Mudhoo  
JURISTCONSULT CHAMBERS

Loganayagan Munian  
ARTISCO INTERNATIONAL

Khemila Narraido  
JURISTCONSULT CHAMBERS

Preetam Narayan  
COMPAGNIE MAURICIENNE  
DE TEXTILE

Nicholas Ng  
EVERSHEDS SUTHERLAND  
(MAURITIUS)

Daniel Ng Cheong Hin  
MAURITIUS CARGO  
COMMUNITY SERVICES LTD.

Lovendra Nulliah  
LOVENDRA NULLIAH LAWYER

Stéphanie Odayen  
JURISTCONSULT CHAMBERS

Jean Christophe  
Ohsan-Bellepeau

Nawsheen Oozeer  
BOARD OF INVESTMENT  
(MAURITIUS)

Renganaden Padayachy  
BANK OF MAURITIUS

Kessaven Payandi Pillay  
UTEEM CHAMBERS

Hasanali Pirbhai  
MADUN GUJADHUR  
CHAMBERS

Hornali Pirbhai  
FREEPORT OPERATORS  
ASSOCIATION

Daya Ragoo  
VELOGIC LTD.

Iqbal Rajahbalee  
BLC ROBERT & ASSOCIATES

Vivekanand Ramburun  
MRA CUSTOMS DEPARTMENT

Dhanraj Ramin  
MAURITIUS REVENUE  
AUTHORITY

Jayshen Rammah  
MERITS CONSULTING  
ENGINEERS LTD.

Marie Annabelle Ribet  
JURISTCONSULT CHAMBERS

Nicolas Richard  
JURISTCONSULT CHAMBERS

Lilowtee Rjmunjoosery  
MEXA

André Robert  
BLC ROBERT & ASSOCIATES

Abdool Samad Sairally  
REGISTRAR GENERAL

Keeranallsing Santokhee  
CITY COUNCIL OF PORT LOUIS

Hurrydeo Seebchurrin  
CENTRAL ELECTRICITY BOARD

Geetanjali Seewoosurrin  
CENTRAL ELECTRICITY BOARD

Gilbert Seeyave  
BDO FINANCIAL SERVICES LTD.

Steven Sarangavany Sengayen  
STEVEN & ASSOCIATES  
LAW FIRM

Bhavish Sewraz  
JURISTCONSULT CHAMBERS

Yengambarum Soopramanian  
RAPID CARGO SERVICES LTD.

Sunjay Summun  
CENTRAL ELECTRICITY BOARD

Menzie Sunglee  
CENTRAL ELECTRICITY BOARD

Vidisha Vim Sunkur  
MADUN GUJADHUR  
CHAMBERS

Anshee Sunnassee  
PWC MAURITIUS

Tarveen Teeluck  
PWC MAURITIUS

Dhanesswurnath Vikash  
Thakoor  
BANK OF MAURITIUS

Natasha Towokul-Jiagoo  
JURISTAX

Muhammad R.C. Uteem  
UTEEM CHAMBERS

Rachel Wan Wing Kai  
ENSAFRICA (MAURITIUS)

Delphine Yeung Sik Yuen  
EVERSHEDS SUTHERLAND  
(MAURITIUS)

## MEXICO

ARIZPE, VALDÉS & MARCOS  
ABOGADOS—SAN PEDRO  
GARZA GARCÍA

INSTITUTO REGISTRAL Y  
CATASTRAL DEL ESTADO  
DE NUEVO LEÓN

JUNTA LOCAL DE  
CONCILIACIÓN Y ARBITRAJE  
CIUDAD DE MÉXICO

JUNTA LOCAL DE  
CONCILIACIÓN Y ARBITRAJE  
DE NUEVO LEÓN

NOTARÍA PÚBLICA 62

SECRETARIAT OF LABOUR  
AND SOCIAL WELFARE

Alejandro Aldrete Aguirre  
A2M ABOGADOS

Miguel Andrade Gómez  
ASOCIACIÓN MEXICANA  
DE AGENTES

José Manuel Arce Ruiz  
STANDARD GO

Carlos Argüelles González  
SANTAMARINA Y STETA SC

José Alejandro Astorga Hilbert  
INSTITUTO FEDERAL  
DE ESPECIALISTAS DE  
CONCURSOS MERCANTILES

Elsa Regina Ayala Gómez  
SECRETARÍA DE ECONOMÍA,  
DIRECCIÓN GENERAL  
DE NORMATIVIDAD  
MERCANTIL (RUG)

Jorge Barrero Stahl  
SANTAMARINA Y STETA SC

Reginaldo Berrones Mejorado  
ELECTRO CONSTRUCCIONES  
FALCÓN SA DE CV

Luis Horacio Bortoni Vazquez  
SECRETARIA DE DESARROLLO  
URBANO (SEDUE)—  
SECRETARIAT FOR URBAN  
DEVELOPMENT AND ECOLOGY

Lorena Bustamante Quiroz  
CREEL, GARCÍA-CUÉLLAR,  
AIZA Y ENRIQUEZ SC

Maria Fernanda Bustindui  
Nieblas  
INSTITUTO FEDERAL  
DE ESPECIALISTAS DE  
CONCURSOS MERCANTILES

Gilberto Calderon  
GALAZ, YAMAZAKI, RUIZ  
URQUIZA SC, MEMBER  
OF DELOITTE TOUCHE  
TOHMATSU LIMITED

Gabriela Calderón Güemez  
MINISTRY OF FINANCE

Adrian Martin Camacho  
Fernandez  
COMISIÓN FEDERAL  
DE ELECTRICIDAD

Laura Campos  
WHITE & CASE SC

Tomás Cantú González  
CANTU ESTRADA Y MARTINEZ  
(CEM ABOGADOS)

Carlos Carbajal  
J.A. TREVIÑO ABOGADOS  
SA DE CV

Fernando Antonio Cardenas  
Gonzalez  
NOTARY PUBLIC #44

Lisa Carral F.  
SANTAMARINA Y STETA SC

Pedro Carreon  
PWC MEXICO

Maria Casas López  
BAKER MCKENZIE

Alexandra Cavazos  
BAKER MCKENZIE

Kathalina Chapa Peña  
CAF-SIAC CONTADORES

Ernesto Chávez  
INTERCONTINENTAL  
NETWORK SERVICES

Carlos Chávez Alanís  
GALICIA ABOGADOS SC

Carlos A. Chávez Pereda  
J.A. TREVIÑO ABOGADOS  
SA DE CV

Rodrigo Conesa  
RITCH MUELLER, HEATHER  
Y NICOLAU, SC

Bruno Cordova  
PWC MEXICO

Rodrigo Cue Medina  
GOODRICH, RIQUELME  
Y ASOCIADOS

David Cuellar  
PWC MEXICO

Javier Curiel  
MARTINEZ, ALGABA, DE HARO,  
CURIEL Y GALVAN-DUQUE SC

Alfonso Curiel Valtierra  
BAKER MCKENZIE

Jorge de Presno  
BASHAM, RINGE Y CORREA,  
MEMBER OF IUS LABORIS

Franco Alberto Del Valle Prado  
DEL VALLE, PRADO Y  
FERNANDEZ, SC

Tracy Delgadillo Miranda  
J.A. TREVIÑO ABOGADOS  
SA DE CV

Felipe Domínguez  
MOORE STEPHENS  
OROZCO MEDINA SC

Dolores Enriquez  
PWC MEXICO

David Escalante  
KPMG CARDENAS DOSAL SC

Alejandro Escandon  
COMISIÓN FEDERAL  
DE ELECTRICIDAD

Isaura Natali Escobar Ávila  
DELEGACIÓN DE  
AZCAPOTZALCO

Miguel Espitia  
BUFETE INTERNACIONAL

Victor Fernandez Sanchez  
COMISIÓN FEDERAL  
DE ELECTRICIDAD

Pedro Flores  
MOORE STEPHENS  
OROZCO MEDINA SC

Julio Flores Luna  
GOODRICH, RIQUELME  
Y ASOCIADOS

Juan Francisco Galarza  
PWC MEXICO

Manuel Galicia  
GALICIA ABOGADOS SC

Maria Antonieta Galvan  
Carriles  
TRIBUNAL SUPERIOR  
DE JUSTICIA DEL LA  
CIUDAD DE MÉXICO

Mauricio Gamboa  
TRANSUNION DE  
MEXICO SA SIC

Brenda Garcia  
PWC MEXICO

Jose Alberto Gonzalez  
KPMG CARDENAS DOSAL SC

Ricardo Gonzalez Orta  
GALAZ, YAMAZAKI, RUIZ  
URQUIZA SC, MEMBER  
OF DELOITTE TOUCHE  
TOHMATSU LIMITED

Antonio Gonzalez Rodriguez  
GALAZ, YAMAZAKI, RUIZ  
URQUIZA SC, MEMBER  
OF DELOITTE TOUCHE  
TOHMATSU LIMITED

Jose Gonzalez-Elizondo  
BAKER MCKENZIE

Alvaro Gonzalez-Schiaffino  
BASHAM, RINGE Y CORREA,  
MEMBER OF IUS LABORIS

Neftali Gracida Rescalvo  
NOTARIO NEFTALI GRACIDA

James Graham  
3CT

Sergio Granados  
PWC MEXICO

Antonio Guerra Gomez  
GUERRA GOMEZ, ABOGADOS

Hugo Adolfo Gutierrez Flores  
SÁNCHEZ DEVANNY  
ESEVERRI SC

Luis Guzman  
GALAZ, YAMAZAKI, RUIZ  
URQUIZA SC, MEMBER  
OF DELOITTE TOUCHE  
TOHMATSU LIMITED

Yves Hayaux-du-Tilly  
NADER, HAYAUX & GOEBEL

Diego Hernández  
WHITE & CASE SC

F. Abimael Hernández  
SOLÓRZANO, CARVAJAL,  
GONZÁLEZ Y PÉREZ-CORREA SC

Sophia Huidobro  
RIVADENEYRA, TREVINO  
& DE CAMPO SC

Ivan Imperial  
KPMG CARDENAS DOSAL SC

María Concepción Isoard  
Viesca  
RITCH MUELLER, HEATHER  
Y NICOLAU, SC

Jorge Jiménez  
RUSSELL BEDFORD  
MÉXICO—MEMBER OF RUSSELL  
BEDFORD INTERNATIONAL

Alejandro Juárez Liceaga  
C&JM LAW FIRM

Diana Juárez Martínez  
BAKER MCKENZIE

Adrian Kohlmann  
KOVA INNOVACIÓN

Alfredo Kupfer Dominguez  
SÁNCHEZ DEVANNY  
ESEVERRI SC

Jose Lee  
SORDO MADALENO  
ARQUITECTOS

Ricardo León-Santacruz  
SÁNCHEZ DEVANNY  
ESEVERRI SC

Luis Leyva Martinez  
COMISIÓN NACIONAL  
BANCARIA Y DE VALORES

Eduardo Lobatón Guzmán  
BAKER MCKENZIE

Carlos López Juárez  
GOODRICH, RIQUELME  
Y ASOCIADOS

Rogelio Lopez-Vardele  
LOPEZ VELARDE,  
HEFTYE Y SORIA SC

Jose Antonio Lozada Capetillo  
TRIBUNAL SUPERIOR  
DE JUSTICIA DEL LA  
CIUDAD DE MÉXICO

Arturo Lozano Guerrero  
CANTU ESTRADA Y MARTINEZ  
(CEM ABOGADOS)

Gabriel Manrique  
RUSSELL BEDFORD  
MÉXICO—MEMBER OF RUSSELL  
BEDFORD INTERNATIONAL

José Antonio Marquez  
González  
NOTARY PUBLIC #2

Carlos Manuel Martinez  
PWC MEXICO

Gerardo Martinez  
RIVADENEYRA, TREVINO  
& DE CAMPO SC

Victor Hugo Núñez Martinez  
MEXICAN TAX  
ADMINISTRATION  
SERVICE (SAT)

Juan Sergio Alfonso Martínez  
González  
COMISIÓN FEDERAL  
DE ELECTRICIDAD

Fernando Martínez Villarreal  
SÁNCHEZ DEVANNY  
ESEVERRI SC

Mariana Maxinez  
GALAZ, YAMAZAKI, RUIZ  
URQUIZA SC, MEMBER  
OF DELOITTE TOUCHE  
TOHMATSU LIMITED

Rodrigo Méndez Ayala  
CREEL, GARCÍA-CUÉLLAR,  
AIZA Y ENRIQUEZ SC

Carla E. Mendoza Pérez  
BAKER MCKENZIE

Juan Ángel Montalvo Nava  
COLEGIO DE INGENIEROS  
MECÁNICOS ELECTRICISTAS  
Y ELECTRÓNICOS DE  
NUEVO LEÓN (CIME-NL)

Angel Humberto Montiel  
Trujano  
TRIBUNAL SUPERIOR  
DE JUSTICIA DEL LA  
CIUDAD DE MÉXICO

Ignacio R. Morales Lechuga  
NOTARÍA 116

Guillermo Moran  
GALAZ, YAMAZAKI, RUIZ  
URQUIZA SC, MEMBER  
OF DELOITTE TOUCHE  
TOHMATSU LIMITED

Gustavo Morante  
TORRES MORANTE SC

Emilio Rodriguez Muniz  
MEXICAN TAX  
ADMINISTRATION  
SERVICE (SAT)

Diana Muñoz Flor  
SECRETARÍA DE ECONOMÍA,  
DIRECCIÓN GENERAL  
DE NORMATIVIDAD  
MERCANTIL (RUG)

Jorge Narváez Hasfura  
BAKER MCKENZIE

Jesus Alberto Navarro  
Hernandez  
GRUPO DOVELA

Javier Luis Navarro Velasco  
BAKER MCKENZIE

Mario Neave  
GALAZ, YAMAZAKI, RUIZ  
URQUIZA SC, MEMBER  
OF DELOITTE TOUCHE  
TOHMATSU LIMITED

Pablo Nosti Herrera  
MIRANDA & ESTAVILLO SC

Maria Olivares  
PWC MEXICO

Monica Ortegá  
COMISIÓN NACIONAL  
BANCARIA Y DE VALORES

María José Ortiz Haro  
GALICIA ABOGADOS SC

Luis Cartas Paredes  
MEXICAN TAX  
ADMINISTRATION  
SERVICE (SAT)

Sonia Paredes Sepúlveda  
PENA MOURET ABOGADOS SC

Victor Paz  
CAF-SIAC CONTADORES

Gabriel Peña Mouret  
PENA MOURET ABOGADOS SC

Sergio Peña Zazueta  
TRANSUNION DE  
MEXICO SA SIC

Arturo Perdomo  
GALICIA ABOGADOS SC

Eduardo Perez Armienta  
MOORE STEPHENS  
OROZCO MEDINA SC

Luis Uriel Pérez Delgado  
GOODRICH, RIQUELME  
Y ASOCIADOS

José Jacinto Pérez Silva  
OPERADORA TERRA REGIA SA

Pablo Perezalonso Eguía  
RITCH MUELLER, HEATHER  
Y NICOLAU, SC

Fernando Pérez-Correa  
SOLÓRZANO, CARVAJAL,  
GONZÁLEZ Y PÉREZ-CORREA SC

Guillermo Piecarchic  
PMC LAW SC

José Piecarchic Cohen  
PMC LAW SC

Gizeh Polo  
CREEL, GARCÍA-CUÉLLAR,  
AIZA Y ENRIQUEZ SC

Francisco Puente Peña  
INSTALACIONES ELÉCTRICAS  
EN ALTA Y BAJA TENSIÓN  
ACEVEDO SA DE CV

David Eugenio Puente-Tostado  
SÁNCHEZ DEVANNY  
ESEVERRI SC

Manuel Ramos  
BUFETE DE OBRAS, SERVICIOS  
Y SUMINISTROS SA DE CV

Carolina Ramos Ballesteros  
MIRANDA & ESTAVILLO SC

Juan Rebollo Marquez Padilla  
MINISTRY OF FINANCE

Brindisi Reyes Delgado  
RITCH MUELLER, HEATHER  
Y NICOLAU, SC

Eduardo Reyes Diaz-Leal  
BUFETE INTERNACIONAL

Héctor Reyes Frenan  
BAKER MCKENZIE

Baldomero Riojas  
RUSSELL BEDFORD  
MONTERREY S.C.

Claudia Rios  
PWC MEXICO

Fernando Rivadeneira  
RIVADENEYRA, TREVINO  
& DE CAMPO SC

Beatriz Robles  
CAF-SIAC CONTADORES

Alba Rodríguez Chamorro  
COMISIÓN NACIONAL  
BANCARIA Y DE VALORES

Irazu Rodríguez Garza  
COMISIÓN FEDERAL  
DE ELECTRICIDAD

Julian Rodríguez Toffel  
NADER, HAYAUX & GOEBEL

Cecilia Rojas  
GALICIA ABOGADOS SC

Maria Eugenia Romero Torres  
MINISTRY OF FINANCE

Shaanty Rubio  
WHITE & CASE SC

Raúl Sahagun  
BUFETE INTERNACIONAL

Juan Pablo Sainz  
NADER, HAYAUX & GOEBEL

José Roberto Salinas  
SALINAS PADILLA, ROMAN  
ÁVILA & ASSOCIATES,  
LEGAL FIRM SC

Jorge Sanchez  
GALAZ, YAMAZAKI, RUIZ  
URQUIZA SC, MEMBER  
OF DELOITTE TOUCHE  
TOHMATSU LIMITED

Lucero Sánchez de la Concha  
BAKER MCKENZIE

Luis Sanchez Galguera  
GALAZ, YAMAZAKI, RUIZ  
URQUIZA SC, MEMBER  
OF DELOITTE TOUCHE  
TOHMATSU LIMITED

Cristina Sanchez Vebber

Cristina Sánchez-Urtiz  
MIRANDA & ESTAVILLO SC

Ricardo Sandoval Ortega  
COMISIÓN FEDERAL  
DE ELECTRICIDAD

Maria Esther Sandoval Salgado  
INSTITUTO FEDERAL  
DE ESPECIALISTAS DE  
CONCURSOS MERCANTILES

José Santiago  
GRUPO IMEV, SA DE CV

Monica Schiaffino Pérez  
LITTLER MEXICO

Pedro Strobl  
BASHAM, RINGE Y CORREA,  
MEMBER OF IUS LABORIS

Arturo Suárez  
KPMG CARDENAS DOSAL SC

Diego Ivan Suarez Torres  
BAKER MCKENZIE

Juan Francisco Torres Landa  
Ruffo  
HOGAN LOVELLS

Jaime A. Tovar Villegas  
NOTARÍA 116

Jaime A. Treviño  
J.A. TREVIÑO ABOGADOS

Alfonso Vargas  
RITCH MUELLER, HEATHER  
Y NICOLAU, SC

Layla Vargas Muga  
GOODRICH, RIQUELME  
Y ASOCIADOS

Camilo Vazquez Lopez  
SANTAMARINA Y STETA SC

Denise Carla Vazquez Wallach  
SECRETARÍA DE ECONOMÍA,  
DIRECCIÓN GENERAL  
DE NORMATIVIDAD  
MERCANTIL (RUG)

José Luis Vega Garrido  
GOODRICH, RIQUELME  
Y ASOCIADOS

Diego Velasco-Fuhrken  
GALICIA ABOGADOS SC

Carlos Velázquez de León  
BASHAM, RINGE Y CORREA,  
MEMBER OF IUS LABORIS

Enrique Lavin Velez  
MEXICAN TAX  
ADMINISTRATION  
SERVICE (SAT)

Claudio Villavicencio  
GALAZ, YAMAZAKI, RUIZ  
URQUIZA SC, MEMBER  
OF DELOITTE TOUCHE  
TOHMATSU LIMITED

Juan Pablo Vilella Vizcaya  
CREEL, GARCIA-CUÉLLAR,  
AIZA Y ENRIQUEZ SC

Judith A. Wilson  
BRYAN, GONZALEZ VARGAS  
& GONZALEZ BAZ SC

Antonio Zuazua  
KPMG CARDENAS DOSAL SC

## MICRONESIA, FED. STS.

Marcelino Actouka  
POHNPEI UTILITIES  
CORPORATION

Nixon Anson  
POHNPEI UTILITIES  
CORPORATION

Kenneth Barden  
ATTORNEY-AT-LAW

Lam Dang  
CONGRESS OF THE FSM

Erick Divinagracia  
RAMP & MIDA LAW FIRM

Walter Elias  
POHNPEI STATE DEPARTMENT  
OF LANDS AND NATURAL  
RESOURCES

Mark Heath  
MICRONESIA REGISTRATION  
ADVISORS, INC.

Ronald Pangelinan  
A&P ENTERPRISES INC.

Sam Peterson  
POHNPEI EXPORT ASSOCIATION

Salomon Saimon  
MICRONESIAN LEGAL  
SERVICES CORPORATION

Donna Scheuring  
POHNPEI STATE  
ENVIRONMENTAL  
PROTECTION AGENCY

Nora Sigrath  
FSM DEVELOPMENT BANK

Mike Thomas  
MICROPIC

Joseph Vitt  
POHNPEI TRANSFER &  
STORAGE, INC.

## MOLDOVA

NATIONAL COMMISSION  
FOR FINANCIAL MARKETS

Călin Bobuțac  
COBZAC & PARTNERS

Alexei Bosneaga  
MINISTRY OF REGIONAL  
DEVELOPMENT AND  
CONSTRUCTION

Valentina Chipier  
MINISTRY OF ECONOMY  
AND INFRASTRUCTURE

Olesea Chirică  
PWC MOLDOVA

Ludmila Ciubaciuc  
PWC MOLDOVA

Daniel Cobzac  
COBZAC & PARTNERS

Valentin Cobzari  
INSIGMA-LUX

Anastasia Dereveanchina  
PWC MOLDOVA

Fernando Flano Fernandez  
ICS RED UNION FENOSA SA

Silviu Foca  
BIROUL DE CREDIT—MOLDOVA

Ana Galus  
TURCAN CAZAC

Vasile Gherasim  
POPA & ASSOCIATES

Jose Luis Gomes Pascual  
ICS RED UNION FENOSA SA

Ruslan Gonceariuc  
ICS RED UNION FENOSA SA

Victoria Goncearuc  
COBZAC & PARTNERS

Laurentiu Gorun  
GORUN LAW FIRM

Silvia Grosu  
PWC MOLDOVA

Roman Ivanov  
VERNON DAVID & ASSOCIATES

Alexandru Leonte  
MINISTRY OF ECONOMY  
AND INFRASTRUCTURE

Andrei Lopusneac  
ICS RED UNION FENOSA SA

Mihail Lupascu  
MINISTRY OF ECONOMY  
AND INFRASTRUCTURE

Angela Matcov  
AGENCY OF LAND RELATIONS  
AND CADASTRE STATE  
ENTERPRISE CADASTRU

Mihaela Mitroi  
PWC ROMANIA

Nina Mudrea  
GORUN LAW FIRM

Alexandru Munteanu  
PWC MOLDOVA

Serghei Munteanu  
MINISTRY OF REGIONAL  
DEVELOPMENT AND  
CONSTRUCTION

Oxana Novicov  
NATIONAL UNION OF  
JUDICIAL OFFICERS

Vladimir Palamarciuc  
TURCAN CAZAC

Bodiu Pantelimon  
SRL RECONSCIVIL

Carolina Parcalab  
ACI PARTNERS LAW OFFICE

Vladimir Plehov

Igor Popa  
POPA & ASOCIATII LAWYERS

Dumitru Popescu  
PWC MOLDOVA

Irina Rotari  
MINISTRY OF ECONOMY  
AND INFRASTRUCTURE

Elena Sadovici

Alexandru Savva

Victor Secrii  
ASIST PROIECT

Tatiana Stavinschi  
PWC MOLDOVA

Liviu Surdu  
GLORINAL IMOBIL SRL

Lilia Tapu  
PWC MOLDOVA

Alexander Turcan  
TURCAN CAZAC

Carolina Vieru  
IM PAA SRL

Elena Vintea  
COBZAC & PARTNERS

Vitalie Zama  
ASSOCIATE LAWYERS OFFICE  
NAGACEVSKI & PARTNERS

## MONGOLIA

Odgerel Amgalan  
MONLOGISTICS  
WORLDWIDE LLC

Dunnaran Baasankhuu  
MINTER ELLISON

Telenged Baast  
MONLOGISTICS  
WORLDWIDE LLC

Nandinchimeg Banzragch  
TSOGT & NANDIN

Delgermaa Bataa  
NEW LOGISTICS LLC

Khulan Batbayar  
GTS ADVOCATES LLP

Dashzeveg Bat-Erdene  
DELOITTE

Munkhbayer Batkhuu  
ANDERSON AND  
ANDERSON LLP

Azzaya Batsuuri  
ELECTROSETI PROJECT LLC

Solongo Battulga  
GTS ADVOCATES LLP

Altanduulga Bazarragchaa  
UBEDN

Shairiibuu Boldoo  
MINTER ELLISON

Bayar Budragchaa  
ELC LLP ADVOCATES

David Buxbaum  
ANDERSON AND  
ANDERSON LLP

Tsendmaa Choijamts  
PWC MONGOLIA

Khatanbat Dashdarjaa  
ARLEX CONSULTING SERVICES

Zoljargal Dashnyam  
GTS ADVOCATES LLP

Tsendsuren Davaa  
INTERNATIONAL COOPERATION  
DIVISION CUSTOMS  
GENERAL ADMINISTRATION  
OF MONGOLIA

Otgontuya Davaanyam  
ANDERSON AND  
ANDERSON LLP

Uyanga del Sol  
TSETS LLP

Onchinsuren Dendevsambuu  
DELOITTE

Gerel Enebish  
LEHMAN LAW MONGOLIA LLP

Tsolmonchimeg Enkhbat  
GTS ADVOCATES LLP

Sanjkhand Erdenebaatar  
PWC MONGOLIA

Tuya Erdenechuluun  
LEHMAN LAW MONGOLIA LLP

Dulguun Gantumur  
MINTER ELLISON

Myagmarsuren Jambaldorj  
ANDERSON AND  
ANDERSON LLP

Enkhsaruul Jargalsaikhan  
GTS ADVOCATES LLP

Saidolim Kodirov  
HEALY CONSULTANTS  
GROUP PLC

Bat-Ulzii Lkhasuren  
MONSAR LLC

Azzaya Lkhachin  
PWC MONGOLIA

Amarijargal Lkhagvaa  
LEHMAN LAW MONGOLIA LLP

Ganzorig Luvsan  
UBEDN

Daniel Mahoney  
MAHONEY LIOTTA LLP

Erdenedalai Odkhuu  
MELVILLE ERDENEDALAI  
(M&E) LLP

Ariuntuya Rentsen  
MAHONEY LIOTTA LLP

Mendsaikhan Rentsen  
ARLEX CONSULTING SERVICES

Sebastian Rosholt  
MINTER ELLISON

Scott Schlink  
MINTER ELLISON

Tumurkhuu Sukgbaatar  
UBEDN

Ganbayar Surmaajav  
THE BANK OF MONGOLIA

Ganbagana Togtokhbayer  
DELOITTE

Narandalai Tsedevsuren  
THE BANK OF MONGOLIA

Ganzaya Tsogtgerel  
ANDERSON AND  
ANDERSON LLP

Dudgen Turbat  
THE BANK OF MONGOLIA

Khosbayar Zorig  
ARLEX CONSULTING SERVICES

## MONTENEGRO

CEDIS

CUSTOMS ADMINISTRATION  
MONTENEGRO

ENERGY REGULATORY  
AUTHORITY OF MONTENEGRO

MINISTRY OF ECONOMY

Anja Abramovic  
PRELEVIĆ LAW FIRM

Aleksandar Adamovic  
PGS MONTENEGRO

Filip Aleksic  
STUDIO FAADU

Nikola Angelovski  
LAW OFFICE VUJAČIĆ

Jelena Bogetić  
BDK ADVOKATI

Bojana Bošković  
MINISTRY OF FINANCE

Vanja Bošković  
LAW OFFICE VUJAČIĆ

Dragoljub Cibulić  
BDK ADVOKATI



Milan Dakic  
BDK ADVOKATI

Savo Djurović  
ADRIATIC MARINAS D.O.O.

Dragan Draca  
PRICEWATERHOUSECOOPERS  
CONSULTING D.O.O.

Veselin Dragičević  
CHAMBER OF ECONOMY  
OF MONTENEGRO, SECTOR  
FOR ASSOCIATIONS AND  
ECONOMIC DEVELOPMENT

Robin Gellately-Smith  
MONTENEGRO ARCHITECTS

Ana Jankov  
BDK ADVOKATI

Nada Jovanovic  
CENTRAL BANK OF  
MONTENEGRO

Milica Jovicevic  
MONTENOMAX

Dražen Jurišić  
ARHITEKTONSKI ATELJE

Ana Kršmanović  
MINISTRY OF FINANCE

Nikola Martinović  
ADVOKATSKA KANCELARIJA

Milica Milanovic  
PRICEWATERHOUSECOOPERS  
CONSULTING D.O.O.

Nenad Pavličić  
PAVLIČIĆ LAW OFFICE

Novica Pesic  
PESIC & BAJCETA LAW OFFICE

Zorica Pesic Bajceta  
PESIC & BAJCETA LAW OFFICE

Luka Popović  
BDK ADVOKATI

Andrea Radonjanin  
MORAVČEVIĆ VOJNOVIĆ I  
PARTNERI IN COOPERATION  
WITH SCHOENHERR

Nina Radović  
MORAVČEVIĆ VOJNOVIĆ I  
PARTNERI IN COOPERATION  
WITH SCHOENHERR

Radovan Radulovic  
MONTENOMAX

Ivan Radulović  
MINISTRY OF FINANCE

Dražen Raičković  
FINANCEPLUS

Branka Rajčić  
PRICEWATERHOUSECOOPERS  
CONSULTING D.O.O.

Sead Salkovic  
FINANCEPLUS

Slaven Šćepanović  
SČEPANOVIĆ LAW OFFICE

Miljan Sestovic  
ASSOCIATION OF FREIGHT  
FORWARDERS

Tijana Simonović  
PRELEVIĆ LAW FIRM

Marko Tintor  
CENTRAL BANK OF  
MONTENEGRO

Luka Veljović  
MORAVČEVIĆ VOJNOVIĆ I  
PARTNERI IN COOPERATION  
WITH SCHOENHERR

Vera Vučelić Radunović  
HARRISONS SOLICITORS

Saša Vujačić  
LAW OFFICE VUJAČIĆ

Tatjana Vujisevic  
MINISTRY OF SUSTAINABLE  
DEVELOPMENT AND TOURISM

Jelena Vujišić  
LAW OFFICE VUJAČIĆ

Djordje Zejak  
BDK ADVOKATI

Jelena Zelinčević  
HARRISONS SOLICITORS

**MOROCCO**

KETTANI LAW FIRM

Idriss Abou Mouslim  
BHIRAT

Sidimohamed Aouchikhi  
CREDITINFO MAROC

Youssef Adouani  
YOUSSEF ADOUANI NOTAIRE

Abdelkrim Karim Adyel  
CABINET ADYEL

Abdelaziz Ahmani  
LYDEC

Medhi Alami  
NEXANS

Ali Alamri  
MOROCCAN CARGO PARTNER

Aishah Alkaff  
AMINA AMMOR  
CREDITINFO MAROC

Tariq Arif  
RENAULT MAROC

Redouane Assakhen  
CENTRE RÉGIONAL  
D'INVESTISSEMENT

Ekaterina Azizova  
HEALY CONSULTANTS  
GROUP PLC

Taoufik Azzouzi  
TAOUFIK AZZOUZI NOTAIRE

Fassi-Fihri Bassamat  
CABINET BASSAMAT  
& ASSOCIÉE

Mostafa Bayad  
CONSULTING  
MAINTENANCE ELEC

Nabil Belahcen  
CAGERE

Toufiq Benali  
MINISTÈRE DE L'URBANISME  
ET DE L'AMÉNAGEMENT  
DU TERRITOIRE

Jalal Benhayoun  
PORTNET SA

Azel-Arab Benjelloun  
AGENCE D'ARCHITECTURE  
D'URBANISME ET DE  
DECORATION

Badria Benjelloun  
MINISTÈRE DE L'URBANISME  
ET DE L'AMÉNAGEMENT  
DU TERRITOIRE

Mohamed Benkhalid  
CAISSE NATIONALE DE  
SÉCURITÉ SOCIALE

Karim Benkirane  
ESPACE TRANSIT

Mohamed Benkirane  
BENKIRANE LAW FIRM

Mohamed Benkirane  
ESPACE TRANSIT

Monsef Bentaibi  
AMWALCOM

Meryem Benzakour  
CABINET D'AVOCATS MORSAD

Ali Bougrine  
UGGC LAW FIRM

Bouchaib Chahi  
AGENCE NATIONALE DE LA  
CONSERVATION FONCIÈRE  
DU CADASTRE ET DE LA  
CARTOGRAPHIE (ANCFCC)

Abdallah Chater  
CENTRE RÉGIONAL  
D'INVESTISSEMENT

Abdelhafid Chentouf  
ABDELHAFID CHENTOUF

Anas Chorfi  
AGENCE MAROCAINE POUR  
LE DEVELOPPEMENT DE  
L'ENTREPRISE (AMDE)

Sayon Coulibaly  
ETUDE NOTARIALE  
HASSANE RAHMOUN

Merieme Diouri  
ETUDE DE NOTARIAT MODERNE

Nihma El Gachbour  
HAJJI & ASSOCIÉS

Soufiane El Khiafi  
SYN

Tarik Elidrissi  
LYDEC

Hamid Errida  
ACCOUNTHINK  
MAROC SARLAU

Abderrafi Errouihane  
MINISTÈRE DE LA JUSTICE

Safia Fassi-Fihri  
BFR ASSOCIÉS

Fahd Guasmi  
LYDEC

Simon Guidecoq

Kamal Habachi  
BAKOUCHI & HABACHI—HB  
LAW FIRM LLP

Amin Hajji  
HAJJI & ASSOCIÉS

Zohra Hasnaoui  
CABINET HHH AVOCATS

Mahmoud Hassen  
LAWYER

Ahmad Hussein  
CABINET HHH AVOCATS

Bahya Ibn Khaldoun  
UNIVERSITÉ M.V.  
SOUISSI RABAT

Younes Jalal  
TRANSIT JALAL

Yassir Khalil  
YASSIR KHALIL STUDIO

Houda Laalaj  
CHASSANY WATRELOT  
& ASSOCIÉS

Abdelatif Laamrani  
LAAMRANI LAW OFFICE

Hakim Lahlou  
LAHLOU-ZIOUI & ASSOCIÉS

Mohammed Lahlou  
ETUDE DE NOTARIAT MODERNE

Abdelaziz Lahrizi  
TTAM

Zineb Laraoui  
CABINET ZINEB LARAQUI

Amine Mahfoud  
AMINE MAHFOUD NOTAIRE

Adil Morsad  
CABINET D'AVOCATS MORSAD

Ahmed Morsad  
CABINET D'AVOCATS MORSAD

Ahmed Mouflih  
ASSOCIATION MAROCAINE  
DES PRODUCTEURS  
ET PRODUCTEURS  
EXPORTATEURS DE FRUITS  
ET LÉGUMES (APEFEL)

Mohamed Oulkhour  
CHASSANY WATRELOT  
& ASSOCIÉS

Abderrahim Outass  
FONCTION LIBÉRALE

Yannick Poulain  
OIL ARGAN & OIL CACTUS BIO

Hassane Rahmoun  
ETUDE NOTARIALE  
HASSANE RAHMOUN

Morgane Saint-Jalmes

Ghalia Sebti  
AIT MANOS

Farhat Smail  
ADMINISTRATION DES  
DOUANES ET IMPÔTS INDIRECTES

Rachid Tahri  
ASSOCIATION DES FREIGHT  
FORWARDERS DU MAROC

Cathérine Taoudi  
SAFRAN ELECTRICAL & POWER

Rim Tazi  
LPA-CGR AVOCATS

Kenza Yamani  
CHASSANY WATRELOT  
& ASSOCIÉS

Amine Zniber  
ZNIBER AMINE NOTAIRE

Meryem Zoubir  
CHASSANY WATRELOT  
& ASSOCIÉS

**MOZAMBIQUE**

AUTORIDADE TRIBUTÁRIA  
DE MOÇAMBIQUE

BOLLORE TRANSPORT &  
LOGISTICS MOÇAMBIQUE

CÂMARA DOS DEPAÇANTES  
ADUANEIROS DE  
MOÇAMBIQUE (CDA)

Amina Abdala  
TTA—SOCIEDADE DE  
ADVOGADOS, MEMBER OF  
PLMJ LEGAL NETWORK

Soraia Abdula  
SOCIEDADE DE  
DESENVOLVIMENTO DO  
PORTO DE MAPUTO (MPDC)

Florentina Virgilio Alberto  
FLORENTINA V. ALBERTO—  
DESPAÇANTE ADUANEIRA

Karen Morais Aly  
VDA—VIEIRA DE ALMEIDA  
& ASSOCIADOS

Duarte Amaral da Cruz  
MC&A—SOCIEDADE  
DE ADVOGADOS RL

Luis Antunes  
LUFTEC—TÉCNICAS  
ELÉCTRICAS LDA

Ana Babo  
KPMG AUDITORES E  
CONSULTORES SA

Samuel Banze  
BANCO DE MOÇAMBIQUE

Gonçalo Barros Cardoso  
GUILHERME DANIEL  
& ASSOCIADOS

Ebrahim Bhikhá  
LAWYER

Abubacar Calú  
ELECTROVISAO LDA

Eduardo Calú  
SAL & CALDEIRA,  
ADVOGADOS, LDA

Alexandra Carvalho  
Monjardino  
ATTORNEY-AT-LAW

Iracema Casimiro  
MARROQUIM, NKUTUMULA,  
MACIA & ASSOCIADOS—  
SOCIEDADE DE ADVOGADOS

Helder Simao Cau  
FLORENTINA V. ALBERTO—  
DESPAÇANTE ADUANEIRA

Liliana Chacon  
CGA—COUTO, GRAÇA E  
ASSOCIADOS, SOCIEDADE  
DE ADVOGADOS

Aulivio João Chambe  
GARP-CF GAMA AFONSO  
DESPAÇANTE OFICIAL LDA

Madalena dos Anjos Chambul  
MADALENA DOS ANJOS  
CHAMBUL—DESPAÇANTE  
ADUANEIRA, LDA.

Pedro Chilengue  
MOTT MACDONALD PDNA  
MOÇAMBIQUE, LDA

Dixon Chongo  
DIXON CHONGO &  
ASSOCIADOS DESPAÇANTES  
ADUANEIROS LDA

Pedro Couto  
CGA—COUTO, GRAÇA E  
ASSOCIADOS, SOCIEDADE  
DE ADVOGADOS

Paulino Cumbane  
DHL MOÇAMBIQUE

Avelar da Silva  
INTERTEK INTERNATIONAL LTD.

Guilherme Daniel  
GUILHERME DANIEL  
& ASSOCIADOS

Fabricia de Almeida Henriques  
HENRIQUES, ROCHA &  
ASSOCIADOS (MOÇAMBIQUE  
LEGAL CIRCLE ADVOGADOS)

Carla de Sousa  
FL&A—FERNANDA LOPES &  
ASSOCIADOS ADVOGADOS

Alferio Dgedge  
FL&A—FERNANDA LOPES &  
ASSOCIADOS ADVOGADOS

Fulgêncio Dimande  
MANICA FREIGHT  
SERVICES SARL

Abílio Sualé Mário Paulo Diolé  
CGA—COUTO, GRAÇA E  
ASSOCIADOS, SOCIEDADE  
DE ADVOGADOS

Yara Dos Santos  
CONSELHO MUNICIPAL  
DE MAPUTO

Teresa Empis Falcão  
VDA—VIEIRA DE ALMEIDA  
& ASSOCIADOS

Ahmad Essak  
PWC MOZAMBIQUE

Ivan Fernandes  
DIXON CHONGO &  
ASSOCIADOS DESPAÇANTES  
ADUANEIROS LDA

Oswaldo Fernandes  
INTERTEK INTERNATIONAL LTD.

Vanessa Fernandes  
CGA—COUTO, GRAÇA E ASSOCIADOS, SOCIEDADE DE ADVOGADOS

Telmo Ferreira  
CGA—COUTO, GRAÇA E ASSOCIADOS, SOCIEDADE DE ADVOGADOS

Maria Fatima Fonseca  
MAPUTO CITY COURT (COMMERCIAL CHAMBER)

Kheyser Gafur  
GAFUR, GOVAN & ASSOCIADOS—SOCIEDADE DE ADVOGADOS

Aline Gama Afonso  
GARP-CF GAMA AFONSO DESPACHANTE OFICIAL LDA

Tania Gemuce  
FLORENTINA V. ALBERTO—DESPACHANTE ADUANEIRA

Venâncio Victor Gonemoda  
LBH MOÇAMBIQUE

Nipul K. Govan  
GAFUR, GOVAN & ASSOCIADOS—SOCIEDADE DE ADVOGADOS

Jorge Graça  
CGA—COUTO, GRAÇA E ASSOCIADOS, SOCIEDADE DE ADVOGADOS

Abdul Satar Hamid  
BDO MOZAMBIQUE

Zara Jamal  
JLA

Adriano João  
PWC MOZAMBIQUE

Francisco João Inroga  
ELECTRICIDADE DE MOÇAMBIQUE E.P.

Pais Juma  
CONSELHO MUNICIPAL DE MAPUTO

Katia Jussub  
CM&A—CARLOS MARTINS & ASSOCIADOS

Gimina Langa  
SAL & CALDEIRA, ADVOGADOS, LDA

Rui Loforte  
CGA—COUTO, GRAÇA E ASSOCIADOS, SOCIEDADE DE ADVOGADOS

Fernanda Lopes  
FL&A—FERNANDA LOPES & ASSOCIADOS ADVOGADOS

Mara Lopes  
HENRIQUES, ROCHA & ASSOCIADOS (MOZAMBIQUE LEGAL CIRCLE ADVOGADOS)

Osório Lucas  
SOCIEDADE DE DESENVOLVIMENTO DO PORTO DE MAPUTO (MPDC)

Eugénio Luis  
BANCO DE MOÇAMBIQUE

Rosario da Silva Macajo  
FLORENTINA V. ALBERTO—DESPACHANTE ADUANEIRA

Yussuf Mahomed  
KPMG AUDITORES E CONSULTORES SA

Isaac Mangue  
LBH MOÇAMBIQUE

Élia dos Reis Manhiça  
ÉLIA REIS LDA—DESPACHANTE ADUANEIRO

Simeão Ernesto Manhiça  
GARP-CF GAMA AFONSO DESPACHANTE OFICIAL LDA

Crescencio Maposse  
ARCUS CONSULTORES LTDA

Duarte Marques da Cruz  
MC&A—SOCIEDADE DE ADVOGADOS RL

Vitor Marques da Cruz  
MC&A—SOCIEDADE DE ADVOGADOS RL

Stayleir Marroquim  
MARROQUIM, NKUTUMULA, MACIA & ASSOCIADOS—SOCIEDADE DE ADVOGADOS

Carlos Martins  
CM&A—CARLOS MARTINS & ASSOCIADOS

João Martins  
PWC MOZAMBIQUE

Tiago Martins  
TRANSITEX GLOBAL LOGISTICS OPERATIONS PTY. LTD.

João Mayer Moreira  
VDA—VIEIRA DE ALMEIDA & ASSOCIADOS

Ester Fátima Ngove Muchope  
MADALENA DOS ANJOS CHAMBUL—DESPACHANTE ADUANEIRA, LDA.

Junaide Mussa  
DIXON CHONGO & ASSOCIADOS DESPACHANTES ADUANEIROS LDA

Tejas Nataraj  
DP WORLD MAPUTO

Angelino Nhacalange  
GARP-CF GAMA AFONSO DESPACHANTE OFICIAL LDA

Ilidio Nhamahango  
BDO MOZAMBIQUE

Daisy Nogueira  
CGA—COUTO, GRAÇA E ASSOCIADOS, SOCIEDADE DE ADVOGADOS

Joaquim Oliveira  
INTERTEK INTERNATIONAL LTD.

Diana Ramalho  
SAL & CALDEIRA, ADVOGADOS, LDA

Mozier Rolando  
LBH MOÇAMBIQUE

Tânia Santhim  
SAL & CALDEIRA, ADVOGADOS, LDA

Xavier Sicanso  
FL&A—FERNANDA LOPES & ASSOCIADOS ADVOGADOS

Hector Sousa  
TIBA GROUP MOZAMBIQUE

Mário Sumburane  
J.FAIFE—DESPACHANTE ADUANEIRO

Acacio Tembe  
MOTT MACDONALD PDNA MOÇAMBIQUE, LDA

Cândido Timana  
RÖHLIG-GRINDROD MOÇAMBIQUE LDA

Gabriel Timana  
RÖHLIG-GRINDROD MOÇAMBIQUE LDA

Leonardo Uamusse  
ELECTRICIDADE DE MOÇAMBIQUE E.P.

Liana Utxavo  
MANICA FREIGHT SERVICES SARL

Cesar Vamos Ver  
SAL & CALDEIRA, ADVOGADOS, LDA

Joaquim Vilanculos  
SAL & CALDEIRA, ADVOGADOS, LDA

## MYANMAR

AGX LOGISTICS  
MYANMAR CO. LTD.

DEPARTMENT OF AGRICULTURAL LAND MANAGEMENT AND STATISTICS  
RÖDL & PARTNER CO. LTD.

Mar Mar Aung  
DFDL

Thida Aye  
DFDL

Kate Baillie  
LUCY WAYNE & ASSOCIATES LIMITED

Jaime Casanova  
DFDL

Thomas Chan  
KPMG (ADVISORY) MYANMAR LTD.

Sher Hann Chua  
TILLEKE & GIBBINS MYANMAR LTD.

Paul Cornelius  
PRICEWATERHOUSECOOPERS MYANMAR CO. LTD.

Suk Peng Ding  
PRICEWATERHOUSECOOPERS MYANMAR CO. LTD.

William Greenlee  
DFDL

Henri-Frédéric Higon  
DFDL

Daw Hlaing Maw Oo  
YANGON CITY DEVELOPMENT COMMITTEE

Ayush Jhunjhunwala  
ALLEN & GLEDHILL LLP

Lee Jun Yee  
ALLEN & GLEDHILL LLP

Nay Myo Myat Ko  
CARE FREIGHT SERVICES LTD.

U Nyein Kyaw  
RAJAH & TANN LLP

Alan Laichareonsup  
TILLEKE & GIBBINS

Tin Latt

San Lwin  
JLPVW LEGAL SERVICES

Ahlonn Maung  
DFDL

Myo Min

Ong Minn U.  
MYANMAR GLOBAL LAW FIRM

Cho Cho Myint  
INTERACTIVE CO. LTD.

Mya Myint Zu  
DFDL

Win Naing  
WIN & CHO LAW FIRM

Minn Naing Oo  
ALLEN & GLEDHILL LLP

Tin Nwe Soe  
SUPREME COURT OF THE UNION

Geraldine Oh  
ZICO LAW MYANMAR LIMITED

Hla Oo  
GOOD BROTHERS MACHINERY CO. LTD.

Nwe Oo  
TILLEKE & GIBBINS MYANMAR LTD.

Sebastian Pawlita  
LINCOLN LEGAL SERVICES (MYANMAR) LTD.

May Phyto Kin  
MYANMAR GLOBAL LAW FIRM

Key Pwint Phoo Wai  
CARE FREIGHT SERVICES LTD.

Nada Songsasen  
TILLEKE & GIBBINS MYANMAR LTD.

Priyank Srivastava  
ALLEN & GLEDHILL LLP

Phyo May Thaw  
PRICEWATERHOUSECOOPERS MYANMAR CO. LTD.

Yuwadee Theanngarm  
TILLEKE & GIBBINS MYANMAR LTD.

Danyel Thomson  
DFDL (THAILAND) LIMITED

Aung Thu Htoon  
ZEYA & ASSOCIATES CO. LTD.

Zaw Thura  
SUPREME COURT OF THE UNION

Zeya Thura Mon  
ZEYA & ASSOCIATES CO. LTD.

Thuzar Tin  
ZICO LAW MYANMAR LIMITED

Lucy Wayne  
LUCY WAYNE & ASSOCIATES LIMITED

Httut Khaung Win  
YANGON CITY DEVELOPMENT COMMITTEE

Zaw Win  
YANGON CITY DEVELOPMENT COMMITTEE

Cho Cho Wynn

Ko Ko Ye' Lwin  
DFDL

Kyaw Ye Tun  
MINISTRY OF FINANCE

Khin Zaw  
ZEYA & ASSOCIATES CO. LTD.

## NAMIBIA

ELLIS SHILENGUDWA

Gino Absai  
KPMG ADVISORY SERVICES (NAMIBIA) PTY. LTD.

Joos Agenbach  
KOEPE & PARTNERS

Tiaan Bazuin  
NAMIBIAN STOCK EXCHANGE

Adeline Beukes  
STANDARD BANK NAMIBIA LIMITED

Daneale C. Beukes  
ENGLING, STRITTER & PARTNERS

Clifford Bezuidenhout  
ENGLING, STRITTER & PARTNERS

Benita Blume  
H.D. BOSSAU & CO.

Chris Brandt  
CHRIS BRANDT & ASSOCIATES

Elysia Brits  
BANK WINDHOEK

Stephanie Busch  
ENSAFRICA

Marjorie Claasen  
BANK WINDHOEK LTD.

Myra Craven  
ENSAFRICA

Carla da Silva  
BANK WINDHOEK LTD.

Marcha Erni  
TRANSUNION

Ismeralda Hangue  
DEEDS OFFICE

Denis Hyman  
PWC NAMIBIA

Jerome John Gaya  
FISHER, QUARBY & PFEIFER

Gert Kandinda  
BANK WINDHOEK LTD.

Frank Köpplinger  
KÖPPLINGER BOLTMAN

Norbert Liebich  
TRANSWORLD CARGO PTY. LTD.

Anneri Lück  
PWC NAMIBIA

Prisca Mandimika  
MINISTRY OF LAND REFORM

John Mandy  
MMM CONSULTANCY

Marie Mandy  
MMM CONSULTANCY

Memory Mbai  
KPMG ADVISORY SERVICES (NAMIBIA) PTY. LTD.

Ian McLaren  
INVESTMENT TRUST COMPANY

Johan Nel  
PWC NAMIBIA

Deidre Nels  
INVESTMENT TRUST COMPANY

Tim Parkhouse  
NAMIBIAN EMPLOYER'S FEDERATION

Frank Sauerbach  
DEUTSCHE GESELLSCHAFT FÜR INTERNATIONALE ZUSAMMENARBEIT (GIZ)

Andre Swanepoel  
DR. WEDER, KAUTA & HOVEKA INC.

Hugo Van den Berg  
KOEPE & PARTNERS

Nevadia van Zyl  
DR. WEDER, KAUTA & HOVEKA INC.

## NEPAL

Lalit Aryal  
LA & ASSOCIATES CHARTERED ACCOUNTANTS

Lokendra Ayer  
JKK AND ASSOCIATES

Narayan Bajaj

Jaya Raj Bhandari  
NEPAL ELECTRICITY AUTHORITY

Pratistha Bhandari  
PIONEER LAW ASSOCIATES

Komal Chitracar  
K.B. CHITRACAR & CO.



BM Dhungana  
B&B ASSOCIATES—  
CORRESPONDENT OF RUSSELL  
BEDFORD INTERNATIONAL

Sarita Duwal  
JKK AND ASSOCIATES

Suraj Guragain  
LA & ASSOCIATES CHARTERED  
ACCOUNTANTS

Rabin K.C.  
CORPORATE LAW ASSOCIATES

Shreedhar Kapali  
SHANGRI-LA FREIGHT PVT. LTD.

Jha Kaushlendra  
JKK AND ASSOCIATES

Jagat Bahadur Khadka  
NEPAL SHIPPING & AIR  
LOGISTICS PVT. LTD.

Gourish K. Kharel  
KTO INC.

Edward Koos  
Tek Narayan Kunwar  
MAKWANPUR DISTRICT COURT

Amir Maharjan  
SAFE CONSULTING ARCHITECTS  
& ENGINEERS PVT. LTD.

Pradip Maharjan  
AGRO ENTERPRISE  
CENTRE (FNCCI)

Ashok Man Kapali  
SHANGRI-LA FREIGHT PVT. LTD.

Matrika Niraula  
NIRAULA LAW CHAMBER & CO.

Tilak Bikram Pandey  
PIONEER LAW ASSOCIATES

Usha Pandey  
PRADHAN, GHIMIRE  
& ASSOCIATES

Sewa Pathak

Dev Raj Paudyal  
UNIVERSITY OF SOUTHERN  
QUEENSLAND

Sabana Poudel  
PIONEER LAW ASSOCIATES

Devendra Pradhan  
PRADHAN, GHIMIRE  
& ASSOCIATES

Kusum Shrestha

P. L. Shrestha  
EVERGREEN CARGO  
SERVICES PVT. LTD.

Prashanna Shrestha  
PRADHAN, GHIMIRE  
& ASSOCIATES

Rajeshwor Shrestha  
SINHA VERMA LAW CONCERN

Sudheer Shrestha

Suman Lal Shrestha  
H.R. LOGISTIC PVT. LTD.

Ram Chandra Subedi  
APEX LAW CHAMBER

Mahesh Kumar Thapa  
SINHA VERMA LAW CONCERN

## NETHERLANDS

ABN AMRO BANK NV  
ALLEN & OVERY LLP

Joost Achterberg  
KENNEDY VAN DER LAAN

Maarten Appels  
VAN DOORNE NV

Janine Bender  
KADASTER, LAND  
REGISTRATION & GEOGRAPHY

Ruud Berndsen  
LIANDER

Mieke Bestebreurtje  
VAN DEN HERIK &  
VERHULST ADVOCATEN

Reint Bolhuis  
AKD LAWYERS, CIVIL LAW  
NOTARIES & TAX LAWYERS

Matthijs Bolkenstein  
EVERSHEDS SUTHERLAND  
NETHERLANDS BV

Jurriën Boon  
ALLARD ARCHITECTURE

Roland Brandsma  
PWC NETHERLANDS

Ate Bremmer  
KENNEDY VAN DER LAAN

Mirjam de Blecourt  
BAKER MCKENZIE  
AMSTERDAM NV

Margriet de Boer  
JUST LITIGATION  
ADVOCATUUR BV

Wyneke de Gelder  
PWC NETHERLANDS

Taco de Lange  
AKD LAWYERS, CIVIL LAW  
NOTARIES & TAX LAWYERS

Pete De Reeveur  
ALLARD ARCHITECTURE

Rolf de Weijts  
HOUTHOFF BURUMA

Marc Diepstraten  
PWC NETHERLANDS

Sharon Edoe  
EVERSHEDS SUTHERLAND  
NETHERLANDS BV

Frank Heijmann  
CUSTOMS ADMINISTRATION  
OF THE NETHERLANDS

Jan Hockx  
LEXENCE

Mick Hurks  
HÖCKER ADVOCATEN

Leon Kanter  
KPMG NETHERLANDS

Ilse Kersten  
BAKER MCKENZIE  
AMSTERDAM NV

Marcel Kettenis  
PWC NETHERLANDS

Edwin M.A.J. Kleefstra  
STOLP+KAB ADVISORS  
EN ACCOUNTANTS BV

Lisa Kloot  
LEEMAN VERHEIJDEN  
HUNTJENS ADVOCATEN

Andrej Kwitowski  
AKADIS BV

Lucas Lustermaans  
EVERSHEDS SUTHERLAND  
NETHERLANDS BV

Daniqué Meijer  
HVK STEVENS LEGAL BV

Gert Mulder  
GROENTENFRUIT HUIS

Sharon Neven  
PWC NETHERLANDS

Hugo Reumkens  
VAN DOORNE NV

Miranda Roijers-Melger  
PWC NETHERLANDS

Jan Willem Schenk  
HVK STEVENS LEGAL BV

Maaik Sips  
PWC NETHERLANDS

Liesbeth Slappendel  
TLN-FENEX

Manon Ultee  
PWC NETHERLANDS

Gert-Jan van Gijjs  
VAT LOGISTICS (OCEAN  
FREIGHT) BV

Toni van Hees  
STIBBE

Job van Hooff  
STIBBE

Jasper van Hulst  
HÖCKER ADVOCATEN

Wies van Kesteren  
DE BRAUW BLACKSTONE  
WESTBROEK

Ulsbrand Van Straten  
STIBBE

Vanessa Vijn  
STICHTING BUREAU  
KREDIET REGISTRATIE

Jacques Vos  
KADASTER, LAND  
REGISTRATION & GEOGRAPHY

Reinout Vriesendorp  
DE BRAUW BLACKSTONE  
WESTBROEK

Stephan Westera  
LEXENCE

Marcel Willems  
FIELDFISHER NV

Bianco Witjes  
LIANDER

Christiaan Zijdeveld  
HOUTHOFF BURUMA

## NEW ZEALAND

INLAND REVENUE DEPARTMENT

Mo Al Obaidi  
HESKETH HENRY LAWYERS

Wendy Maree Alexander  
SMITH AND PARTNERS

Tim Allen  
WEBB HENDERSON

Stuart Baxter  
EQUIFAX

Michael Brosnahan  
MINISTRY OF BUSINESS,  
INNOVATION & EMPLOYMENT

Daniel Brunt  
NEW ZEALAND  
CUSTOMS SERVICE

Paul Chambers  
ANDERSON CREAGH  
LAI LIMITED

Philip Coombe  
PANALPINA WORLD  
TRANSPORT LLP

Robyn Cox  
MINISTRY OF BUSINESS,  
INNOVATION & EMPLOYMENT

George Culver  
PWC NEW ZEALAND

Matthew Curtis  
BRANZ

Matthew Davie  
BELL GULLY

Cory Dixon  
PWC NEW ZEALAND

Igor Drinkovic  
MINTER ELLISON RUDD WATTS

Ashton Dunn  
ASTECH ELECTRICAL LTD.

Jonathan Embling  
MINTER ELLISON RUDD WATTS

Alexandra Flaus  
WEBB HENDERSON

Michael Gartshore  
WEBB HENDERSON

Ian Gault  
BELL GULLY

Tony Gault  
PWC NEW ZEALAND

Syvaie Ghamry  
MINTER ELLISON RUDD WATTS

Craig Harris  
LAND INFORMATION  
NEW ZEALAND

Lucy Harris  
SIMPSON GRIERSON,  
MEMBER OF LEX MUNDI

James Hawes  
SIMPSON GRIERSON,  
MEMBER OF LEX MUNDI

Matthew Kersey  
RUSSELL MCVEAGH

Samantha Knott  
RUSSELL MCVEAGH

Kate Lane  
MINTER ELLISON RUDD WATTS

Michael Langdon  
MINTER ELLISON RUDD WATTS

Annaliese McIntyre  
WEBB HENDERSON

Andrew Minturn  
QUALTECH  
INTERNATIONAL LTD.

Phillipa Muir  
SIMPSON GRIERSON,  
MEMBER OF LEX MUNDI

Robert Muir  
LAND INFORMATION  
NEW ZEALAND

Mihai Pascariu  
MINTER ELLISON RUDD WATTS

Jose Paul  
AUCKLAND CITY COUNCIL

Marcus Playle  
RUSSELL MCVEAGH

David Quigg  
QUIGG PARTNERS

Silvana Schenone  
MINTER ELLISON RUDD WATTS

Peter Smith  
SMITH AND PARTNERS

Andrew Tetzlaff  
SIMPSON GRIERSON,  
MEMBER OF LEX MUNDI

Ben Upton  
SIMPSON GRIERSON,  
MEMBER OF LEX MUNDI

Simon Vannini

Jordan Yates  
PWC NEW ZEALAND

## NICARAGUA

ASOCIACIÓN NICARAGÜENSE  
DE AGENTES NAVIERAS

CARRION CRUZ  
CONSTRUCCIONES

ESTUDIO JURÍDICO ADUANERO

Ana Victoria Abea Gómez  
CETREX

Guillermo Abella  
CMA CGM

Samantha Aguilar  
LATAMLEX NICARAGUA

Yara Valesia Alemán Sequeira  
ARIAS LAW

Cristhian Julissa Altamirano  
Tórres  
CETREX

Bernardo Arauz  
BAUTRANS & LOGISTICS

Guillermo Areas Cabrera  
BDGROUP

Alfredo Artilles  
KPMG

Soledad Balladares  
SUPERINTENDENCIA DE BANCOS

Ana Carolina Baquero Urroz  
LATIN ALLIANCE

Minerva Adriana Bellorín  
Rodríguez  
ACZALAW

Flavio Andrés Berrios Zepeda  
MULTICONSULT & CIA LTDA

Yaser Bonilla  
MOLINA Y ASOCIADOS

Orlando Cardoza  
BUFETE JURÍDICO OREGON  
Y ASOCIADOS

Juan Carvajal  
PRONICARAGUA

Diana Fonseca  
ARIAS LAW

Luis Fuentes Balladares  
ARQUITECTURA FUENTES

Terencio García Montenegro  
GARCÍA & BODÁN

Kassandra Gómez Pineda  
PRONICARAGUA

Maryeling Suyen Guevara  
Sequeira  
ARIAS LAW

Federico Gordian  
GARCÍA & BODÁN

Eduardo Gutierrez  
PACHECO COTO

Gerardo Hernandez  
CONSORTIUM LEGAL

Rodrigo Ibarra Rodney  
ARIAS LAW

Myriam Jarquín  
IPRA-CINDER

Eduardo Lacayo  
TRANSUNION

Tiffany Lam  
WHITE & CASE

Ramon Lopez  
PWC NICARAGUA

Leonardo José Maldonado  
González  
ARIAS LAW

Sara Mayorga Díaz  
ARIAS LAW

Maria Ofelia Medina Cortéz  
GARCÍA & BODÁN

Jose Ivan Mejia Miranda  
GARCÍA & BODÁN

Xiomara Mena  
CETREX

Soraya Montoya Herrera  
MOLINA & ASOCIADOS  
CENTRAL LAW

Jeanethe Morales Núñez  
SUPERINTENDENCIA DE BANCOS

Tania Muñoz  
KPMG

Luis Murillo  
REX CARGO NICARAGUA SA

Dania Navarrete  
GARCÍA & BODÁN

Jose René Orúe Cruz

Silvio Guillermo Otero Quiroz  
GLOBALTRANS INTERNACIONAL

Ivania Lucía Paguaga Cuadra  
ARIAS LAW

Rosa Catalina Pérez Montero  
ARIAS LAW

Alonso Porras  
PACHECO COTO

Olga Renee Torres  
LATIN ALLIANCE

Yader Oswaldo Reyes  
Membreno  
GRUPO VESTA

Erwin Rodriguez  
PWC NICARAGUA

Patricia Rodriguez  
MULTICONSULT & CIA LTDA

Paúl Rodríguez  
GARCÍA & BODÁN

Alfonso José Sandino Granera  
CONSORTIUM LEGAL

Naimeh Suárez  
BUFETE JURIDICO OBREGON  
Y ASOCIADOS

Rodrigo Taboada  
CONSORTIUM LEGAL

Carlos Taboada Rodríguez  
CONSORTIUM LEGAL

Diógenes Velásquez V.  
ACZALAW

Carlos Zarruk  
PRONICARAGUA

## NIGER

BCEAO

CREDITINFO VOLO

FIDUCIAIRE CONSEILS ET AUDIT

MINISTÈRE DE L'ÉNERGIE

PROJET SÉCURITÉ DES  
INSTALLATIONS ÉLECTRIQUES  
INTÉRIEURES AU NIGER (SIEIN)

Kassoum Abarry  
VILLE DE NIAMEY

Harouna Soungaize Abdoul  
Razak  
MAISON DE  
L'ENTREPRISE NIGER

Daouda Adamou  
OFFICE NOTARIAL AHD

Sidi Sanoussi Baba Sidi  
CABINET D'AVOCATS  
SOUNA-COULIBALY

Issouf Baco  
SOCIÉTÉ NIGÉRIENNE  
DE TRANSIT (NITRA)

Moussa Bola  
PROJET DE DÉVELOPPEMENT  
DES EXPORTATIONS DES  
MARCHÉS AGRO-SYLVO-  
PASTORAUX (PRODEX)

Amadou Boukar  
CELLULE D'ANALYSE DES  
POLITIQUES PUBLIQUES  
ET SUIVI DE L'ACTION  
GOUVERNEMENTALE

Mohamed Amadou Boukar  
ETUDE DE MAÎTRE MOHAMED  
AMADOU BOUKAR

Moustapha Boukari  
CABINET BOUKARI

Moussa Coulibaly  
CABINET D'AVOCATS  
SOUNA-COULIBALY

Moussa Dantia  
MAISON DE  
L'ENTREPRISE NIGER

Abdou Djando  
EMTEF

Mai Moussa Elhadji Basshir  
TRIBUNAL DE GRANDE  
INSTANCE HORS CLASSE  
DE NIAMEY

Boureïma Fodi  
CABINET D'AVOCATS  
SOUNA-COULIBALY

Abder Rhamane Halidou  
Abdoulaye  
CHAMBRE NATIONALE DES  
NOTAIRES DU NIGER

Souley Hammi Illiassou  
CABINET KOUAOVI

Abdou Hima  
PROJET DE DÉVELOPPEMENT  
DES EXPORTATIONS DES  
MARCHÉS AGRO-SYLVO-  
PASTORAUX (PRODEX)

Diori Maimouna Idi Malé  
LAITIÈRE DU SAHEL SARL

Ali Idrissa Sounna  
TOUTELEC NIGER SA

Aboubacar Iro

Moustapha Issaka Wakasso  
DIRECTION GÉNÉRALE  
DES IMPÔTS

Boube Issouf  
NEGOCE INTERNATIONAL NIGER

Elh. Moustapha Kadri  
SAFE/NIGER OIGNON  
IMPORT—EXPORT

Bernar-Oliver Kouaovi  
CABINET KOUAOVI

Boubacar Nouhou Maiga  
ENGE

Barhoumi Maliki  
CHAMBRE DE COMMERCE  
ET D'INDUSTRIE DU NIGER

Aly Mamadou Ousmane  
MINISTÈRE DU COMMERCE  
ET DE LA PROMOTION  
DU SECTEUR PRIVÉ

Sabou Mamane Naïssa  
TRIBUNAL DE COMMERCE  
DE NIAMEY

Mamane Sani Manane  
BUREAU D'ÉTUDES  
BALA & HIMO

Ali Moctar  
CHAMBRE DES  
NOTAIRES DU NIGER

Sadou Mounkaila  
HASKÉ SOLAIRE

Yayé Mounkaila  
CABINET D'AVOCATS  
MOUNKAILA-NIANDOU

Ibrahim Mounouni  
BUREAU D'ÉTUDES  
BALA & HIMO

Daouda Moussa  
CHAMBRE DE COMMERCE  
ET D'INDUSTRIE DU NIGER

Arielle Razafimahefa  
JOHN W. FROOKS & CO.

Ousseini Zika Saidou  
DIRECTION DE FISCALITE  
FONCIERE ET CADASTRALE

Harouna Saidou Yaye  
OFFICE NOTARIAL AHD

Abdou Moussa Sanoussi  
ENGE

Idrissa Tchernaika  
SCPA LBTI & PARTNERS

Wouro Yahia  
SCPA LBTI & PARTNERS

Tinni Younoussa  
BATE INTERNATIONAL

Djibrilla Ali Zourkaleini Maïga  
SONGHOY ARTS

## NIGERIA

NIGERIAN MARITIME  
ADMINISTRATION &  
SAFETY AGENCY

Patrick Abah  
LATEEF O. FAGBEMI SAN & CO.

Ijeoma Abalogu  
GBENGA BIOBAKU & CO.

Lateefah Abdulkareem  
LATEEF O. FAGBEMI SAN & CO.

Bala Abdullahi  
BANK OF AGRICULTURE

Fariha Abdullahi  
DIKKO AND MAHMOUD  
SOLICITORS AND ADVOCATES

Mohammed K. Abdulsalam  
GITRAS LTD.

Innocent Abidoye  
NNENNA EJEKAM ASSOCIATES

Michael Abiiba  
BANWO & IGHODALO

Lemea Abina  
PRIMERA AFRICA LEGAL

Oluseyi Abiodun Akinwunmi  
AKINWUNMI & BUSARI  
LEGAL PRACTITIONERS

Theophilus Abolarin  
AKINWUNMI & BUSARI  
LEGAL PRACTITIONERS

Zainab Abolarin  
CRC CREDIT BUREAU LIMITED

Faith Aboyeji  
BABALAKIN & CO.

Alhaji Garba Abubakar  
CORPORATE AFFAIRS  
COMMISSION

Akinbiyi Abudu  
EY

Peter Adaji  
CORPORATE AFFAIRS  
COMMISSION

Bashir H. Adamu  
DESIGN PLUS

Oluwatomiwa Adedayo-Salau  
AKINWUNMI & BUSARI  
LEGAL PRACTITIONERS

Busayo Adedeji  
BLOOMFIELD LAW PRACTICE

Opeyemi Adediran  
ALIAN LAW

Joseph Adegbite  
NIGERIAN PORTS AUTHORITY

Kunle Adegbite  
CANAN SOLICITORS

Olabode Adegoke  
BLOOMFIELD LAW PRACTICE

Steve Adehi  
STEVE ADEHI AND CO.

Olufunke Adekoya  
ÆLEX LEGAL PRACTITIONERS  
& ARBITRATORS

Adetola Adeleke  
CROWNCOURT ATTORNEYS

Green Ademola  
OLAM NIGERIA

Esther Adeniji  
BANWO & IGHODALO

Ademola Adesalu  
CRC CREDIT BUREAU LIMITED

Taiwo Adeshina  
JACKSON, ETTI & EDU

Adedayo Adesina  
OYEWOLE & ADESINA

Tosin Adesina  
KPMG

Adebayo Adetomiwa  
MATRIX SOLICITORS

Mary Adey  
DIKKO AND MAHMOUD  
SOLICITORS AND ADVOCATES

Agbolade Adeyemi  
UDO UDOMA & BELO-OSAGIE

Oluwatodimu Adeyemi  
PRIMERA AFRICA LEGAL

Albert Adu  
ALLIANCE LAW FIRM

Nosa Afe  
LOGISTI QXPEDITORS LIMITED

Omolaja Agboke  
FIRST BANK NIGERIA LIMITED

Omoede Agbontaen  
OLAJIDE OYEWOLE LLP

Daniel Agbor  
UDO UDOMA & BELO-OSAGIE

Shuaheeb Agoro  
LAND BUREAU—LAGOS

Tokunbo Agoro  
JAIYE AGORO & CO.

Matina Aguocha  
BABALAKIN & CO.

Nasir Ahmad  
IBRAHIM M. BOYI & CO

Oluwatoyin Aiyeola  
JACKSON, ETTI & EDU

Michael Ajaegbo  
ALLIANCE LAW FIRM

KUNLE AJAGBE  
PERCHSTONE & GRAEYS

Temidayo Ajayi  
DETAIL COMMERCIAL  
SOLICITORS

Babatunde Ajibade  
SPA AJIBADE & CO.

Olayinka Ajose  
AEC LEGAL

Odein Ajumogobia  
AJUMOGOBIA & OKEKE

Blessing Ajunwo  
ALLIANCE LAW FIRM

Ahmed Akanbi  
AKANBI & WIGWE LEGAL  
PRACTITIONERS

Azeez Akande  
JACKSON, ETTI & EDU

Olabimpe Akande  
ALIAN LAW

Ayodeji Akindeire  
PERCHSTONE & GRAEYS

Iwilade Akintayo  
KUSAMOTU & KUSAMOTU

Bukola Akinwunmi  
OLANIWUN AJAYI LP

Akinkunmi Akinwunmi  
CHRIS OGUNBANJO LP

Jesuloba Akinyele  
OLANIWUN AJAYI LP

Soji Akinyele  
OFFICE OF THE VICE PRESIDENT

Jamiu Akolade  
ADCAX NOMINEES LTD.

Folake Alabi  
OLANIWUN AJAYI LP

Temidayo Alade  
OLANIWUN AJAYI LP

Ezinne Alajemba  
AKANBI & WIGWE LEGAL  
PRACTITIONERS

Toyosi Alasi  
BANWO & IGHODALO

Joke Aliu  
ALUKO & OYEBODE

Al-Amin Aliyu  
CORPORATE AFFAIRS  
COMMISSION

Usman Aliyu Mahmud  
NIGERIAN COMMUNICATIONS  
COMMISSION

Bologi Alli  
TEMPLARS LAW OFFICE

Chioma Amadi  
AKANBI & WIGWE LEGAL  
PRACTITIONERS

Francis Amadi  
CORPORATE AFFAIRS  
COMMISSION

Michael Amadi  
OLANIWUN AJAYI LP

Joshua Amusan-Giwa  
AEC LEGAL

Frances Anaekwe  
ÆLEX LEGAL PRACTITIONERS  
& ARBITRATORS

Sola Arifayan  
IKEYI & ARIFAYAN

Mayowa Arokodare  
THE LAW CREST LLP

Oluseye Arowolo  
DELOITTE

Richard Arowolo  
PERCHSTONE & GRAEYS

Olalekan Ashas  
MATRIX SOLICITORS

Zion Athora  
EY

Popoola Atilola Omosanya  
LATEEF O. FAGBEMI SAN & CO.

Ebunoluwa Awosika  
AJUMOGOBIA & OKEKE

Kayode Awoyo  
IKEYI & ARIFAYAN

Efe Awure  
OAKWELL PARTNERS

Anthony Ayalogo  
NIGERIAN CUSTOMS

Adetola Ayanru  
SPA AJIBADE & CO.

Adeniyi Ayodele  
SPA AJIBADE & CO.

Olusola Ayodele  
NIGERIA EMPLOYERS'  
CONSULTATIVE  
ASSOCIATION (NECA)

|   |  |   |   |   |
|---|--|---|---|---|
| Oreoluwa Ayodele<br>OLANIWUN AJAYI LP   | Tunde Ekundayo<br>GIANT VIEWS PLUS   | Joseph Idiong<br>ASSOCIATION OF<br>NIGERIAN EXPORTERS             | Muhammad Mainassara<br>CENTRAL BANK OF NIGERIA                              | Jumoke Oduwale<br>OFFICE OF THE VICE PRESIDENT                |
| Lady Azuka Azinge<br>CORPORATE AFFAIRS<br>COMMISSION                                    | Makbul Elahi<br>KANO DISTRIBUTION<br>ELECTRICITY COMPANY                     | Maymunah Idris<br>FEDERAL MINISTRY OF JUSTICE                     | Oghogho Makinde<br>ALUKO & OYEBODE  | Anita Omonuwa Ogbalu<br>TEMPLARS LAW OFFICE                   |
| Seth Azubuike<br>PERCHSTONE & GRAEYS  | Theophilus I. Emuwa<br>ÆLEX LEGAL PRACTITIONERS<br>& ARBITRATORS             | Anjola Ige<br>OLANIWUN AJAYI LP                                   | Kolawole Mayomi<br>SPA AJIBADE & CO.  | Ugonna Ogbuagu<br>ÆLEX LEGAL PRACTITIONERS<br>& ARBITRATORS   |
| Tomilehin Babafemi<br>G. ELIAS & CO. SOLICITORS<br>AND ADVOCATES                        | Kenneth Erikume<br>PWC NIGERIA   | Williams Iheme<br>AINA BLANKSON LP                                | Tosanbami Mene-Afejuku<br>AKANBI & WIGWE LEGAL<br>PRACTITIONERS             | Godson Oghenechuko<br>UDO UDOMA & BELO-OSAGIE                 |
| Clare Bako<br>STEVE ADEHI AND CO.   | Hosanna Esene<br>TRLP LAW  | Chidinma Ihemedu<br>ALLIANCE LAW FIRM                             | Amjad Mohammad<br>AMJAD MOHAMMAD<br>GALADIMA & CO.                          | Ozofu Ogiemudia<br>UDO UDOMA & BELO-OSAGIE                    |
| Modupe Balogun<br>JACKSON, ETTI & EDU   | Samuel Etuk<br>1ST ATTORNEYS   | Lawal Ijaodola<br>G. ELIAS & CO. SOLICITORS<br>AND ADVOCATES      | Felicia Mosuro<br>ADCAX NOMINEES LTD.                                       | Kunle Ogunbamowo<br>DELOITTE                                  |
| Kofoworola Bamgbose<br>ÆLEX LEGAL PRACTITIONERS<br>& ARBITRATORS                        | Ekiomado Ewera-Isaiah<br>JACKSON, ETTI & EDU                                 | Ijeoma Nwala<br>UDO UDOMA & BELO-OSAGIE                           | Bashir Mudi<br>KANO URBAN PLANNING<br>AND DEVELOPMENT<br>AUTHORITY (KNUPDA) | Abimbola Ogunbanjo<br>CHRIS OGUNBANJO LP                      |
| Toyin Bashir<br>OFFICE OF THE VICE PRESIDENT  | Simisola Eyiisanmi<br>CHRIS OGUNBANJO LP                                     | Oluwabukola Iji<br>SPA AJIBADE & CO.                              | Ismail Muftau<br>JACKSON, ETTI & EDU  | Ifeoluwa Ogunbunmi<br>OFFICE OF THE VICE PRESIDENT            |
| Risikat Bukola Bello<br>MINISTRY OF PHYSICAL<br>PLANNING AND URBAN<br>DEVELOPMENT       | Nosike Ezebo<br>IKEYI & ARIFAYAN   | Nduka Ikeyi<br>IKEYI & ARIFAYAN                                   | Victor Munis<br>TRLP LAW  | Ayokunle Ogundipe<br>PERCHSTONE & GRAEYS                      |
| Betty Biayeibo<br>PUNUKA ATTORNEYS<br>& SOLICITORS                                      | Chijioke Ezeibe<br>AINA BLANKSON LP  | Femi David Ikotun<br>ZIONGATE CHAMERS                             | Olatunji Muritala<br>THE LAW CREST LLP                                      | Yvonne Ogunoiki<br>IKEYI & ARIFAYAN                           |
| Oladeji Bodunwa<br>DELOITTE   | Anse Agu Ezetah<br>CHIEF LAW AGU EZETAH & CO.                                | Ebelechukwu Ikpeoyi<br>BLOOMFIELD LAW PRACTICE                    | Abdulsalam Musbau<br>M.A. ABDULSALAM & CO.                                  | Adebola Ogunsanya<br>OLANIWUN AJAYI LP                        |
| Ibidolapo Bolu<br>SPA AJIBADE & CO.   | Kenechi Ezezika<br>IKEYI & ARIFAYAN  | Ifedolapo Ilesanmi<br>KUSAMOTU & KUSAMOTU                         | Haliru Musia<br>CORPORATE AFFAIRS<br>COMMISSION                             | Oladimeji Ojo<br>ALUKO & OYEBODE                              |
| Temitayol Bukoye<br>G. ELIAS & CO. SOLICITORS<br>AND ADVOCATES                          | Violet Ezirike<br>AINA BLANKSON LP   | Ifedayo Iroche<br>PERCHSTONE & GRAEYS                             | Oluwatoyin Nathaniel<br>G. ELIAS & CO. SOLICITORS<br>AND ADVOCATES          | Cindy Ojogbo<br>OLANIWUN AJAYI LP                             |
| Cephas Caleb<br>ALUKO & OYEBODE   | Lateef O. Fagbemi San<br>LATEEF O. FAGBEMI SAN & CO.                         | Kemfon Josephneke<br>1ST ATTORNEYS                                | Ugochi Ndebio<br>KPMG   | Orevaoghene Ojoh<br>ALUKO & OYEBODE                           |
| Afolabi Caxton-Martins<br>ADCAX NOMINEES LTD.   | Babatunde Fagbohunlu<br>ALUKO & OYEBODE                                      | Tosin Kalegha<br>PERCHSTONE & GRAEYS                              | Justine Nidiya<br>CORPORATE AFFAIRS<br>COMMISSION                           | Chudi Ojukwu<br>INFRASTRUCTURE<br>CONSULTING PARTNERSHIP      |
| Mercy Chibuike-Iheama<br>CENTRE FOR MANAGEMENT<br>DEVELOPMENT (CMD)                     | Olufunke Fawehinmi<br>OLAJIDE OYEWOLE LLP                                    | Paul Kalejaiye<br>KUSAMOTU & KUSAMOTU                             | Uche Nwabudike<br>ALSEC NOMINEES LIMITED                                    | Mercy Ojukwu<br>CENTRAL BANK OF NIGERIA                       |
| Chukwuemeka Chime<br>PWC NIGERIA  | Olubunmi Faykun<br>ALUKO & OYEBODE   | Olufunmbi Kehinde<br>ÆLEX LEGAL PRACTITIONERS<br>& ARBITRATORS    | Chioma Nwachukwu<br>AINA BLANKSON LP  | Chinyere Okafor<br>G. ELIAS & CO. SOLICITORS<br>AND ADVOCATES |
| Victor Chimezie<br>RATIO LEGAL PRACTITIONERS  | Augustine Fischer<br>APM TERMINALS   | Dolapo Kokuyi<br>DETAIL COMMERCIAL<br>SOLICITORS                  | Ifunanya Nwajagu<br>FEDERAL MINISTRY OF JUSTICE                             | Ikenna Okafor<br>PERCHSTONE & GRAEYS                          |
| Ukata Christian<br>AFRIGLOBE SHIPPING LINES LTD.  | Fatai Folarin<br>DELOITTE  | Olupeju Kolajo<br>MATRIX SOLICITORS                               | Victor Nwaka<br>OLISA AGBAKOBA<br>& ASSOCIATES                              | Rashidat Okafor<br>STEVE ADEHI AND CO.                        |
| Chukwunndum Orabueze<br>UDO UDOMA & BELO-OSAGIE   | Bolaji Gabari<br>SPA AJIBADE & CO.   | Babatunde Kolawole<br>HLB Z.O. OSOSANYA & CO.                     | Kiadum Nwakoh<br>PRIMERA AFRICA LEGAL                                       | Emeka Okekeze<br>TALAL ABU GHAZALEH<br>CONSULTANTS LIMITED    |
| Abimbola Claudius-Akinyemi<br>MINISTRY OF PHYSICAL<br>PLANNING AND URBAN<br>DEVELOPMENT | Lionel Garrick<br>FORTELEGAL PARTNERS  | Adamu Kudu<br>FEDERAL INLAND<br>REVENUE SERVICE                   | Obinna Nwankwo<br>CENTRAL BANK OF NIGERIA                                   | Aisha Okeshola<br>BANWO & IGHODALO                            |
| David Coker<br>SKB LOGISTICS  | Adejoke A. Gbenro<br>ADEBANKE ADEOLA & CO.                                   | Malandi Umar Kura<br>KANO STATE BUREAU FOR<br>LAND MANAGEMENT     | Yeye Nwidaa   | Toritseju Okitikpi<br>DELE OLANIYAN & CO.                     |
| Adekunmi da-Silva<br>MATRIX SOLICITORS  | Akalonu Gertrude Uzochikwa<br>CORPORATE AFFAIRS<br>COMMISSION                | Ayodele Kusamotu<br>KUSAMOTU & KUSAMOTU                           | Patrick Nzeh<br>DELOITTE  | Nseobong Okon<br>1ST ATTORNEYS                                |
| Obinna Dike<br>ALLIANCE LAW FIRM  | Temitope Giwa<br>OLANIWUN AJAYI LP   | Folabi Kuti<br>PERCHSTONE & GRAEYS                                | Chikwerem Obi<br>NIGERIAN ELECTRICITY<br>REGULATORY<br>COMMISSION (NERC)    | Ngo-Martins Okonmah<br>ALUKO & OYEBODE                        |
| Rebecca Dokun   | Osayaba Giwa-Osagie<br>GIWA-OSAGIE & CO.                                     | Alhassan L. Alhassan<br>HOPE ATTORNEYS                            | V. Uche Obi<br>ALLIANCE LAW FIRM  | Chukwuma Okoroafor<br>SOLOLA & AKPANA                         |
| Damilola Durosimi-Etti<br>OLANIWUN AJAYI LP   | Zainab Gobir<br>FEDERAL INLAND<br>REVENUE SERVICE                            | Abubakar Ladi Dahiru<br>CORPORATE AFFAIRS<br>COMMISSION           | Anigbogu Obinna Jude<br>JUDE & PARTNERS                                     | Eze Okorocho<br>ASSOCIATED ATTORNEY                           |
| Colin Egemonye<br>GOLDSMITHS SOLICITORS   | Zainab Halliru<br>DIKKO AND MAHMOUD<br>SOLICITORS AND ADVOCATES              | Hadiyeh Lawal<br>ALIAN LAW  | Nnamdi Obinwa<br>KPMG   | Taiwo Okunade<br>DELOITTE                                     |
| Osaro Eghobamien S.A.N.<br>PERCHSTONE & GRAEYS  | Amira Hamisu<br>DIKKO AND MAHMOUD<br>SOLICITORS AND ADVOCATES                | Usman Lawan Bello<br>H.H. KARKASARA & CO.                         | Chisom Obiokoye<br>PERCHSTONE & GRAEYS                                      | Oluwatosin Okunrinboye<br>AJUMOGOBIA & OKEKE                  |
| Oyindamola Ehiwere<br>UDO UDOMA & BELO-OSAGIE   | Ibrahim Hashim<br>ELECTROMECH PRIME<br>UTILITY RESOURCES LTD.                | Salman Luqman<br>CORPORATE AFFAIRS<br>COMMISSION                  | Debbie N. Obodoukwu   | Michelle Okwusogu<br>KPMG                                     |
| Chiazor Ejekam<br>NNENNA EJEKAM ASSOCIATES  | Akeem Hassan<br>FIRST BANK NIGERIA LIMITED                                   | Obinna Maduako<br>OLANIWUN AJAYI LP                               | Jude Obob<br>OFFICE OF THE VICE PRESIDENT                                   | Stephen Ola Jagun<br>JAGUN ASSOCIATES                         |
| Nnenna Ejekam<br>NNENNA EJEKAM ASSOCIATES   | Sani Khalil Ibrahim<br>ARCHITECTURAL SERVICES AND<br>DEVELOPMENT CONSULTANTS | Abubakar Mahmoud<br>DIKKO AND MAHMOUD<br>SOLICITORS AND ADVOCATES | Onyinye Odionye<br>FIRST BANK NIGERIA LIMITED                               | Adetola Olafimihan<br>PERCHSTONE & GRAEYS                     |
| Offiong Ekenyong<br>CENTRAL BANK OF NIGERIA   | Tokunbo Ibrahim<br>PWC NIGERIA   | Bello Mahmud<br>CORPORATE AFFAIRS<br>COMMISSION                   | Chijioke Odo<br>DELOITTE  | Ayo Olaita<br>ALLIANCE LAW FIRM                               |
|   | Yakubu Othman Ibrahim<br>JONATHAN OLUBI & CO.                                |   | Abutu Odu<br>OLAJIDE OYEWOLE LLP  | Olesegun Olaiya<br>ALEX LEGAL                                 |
|   |  |   |   | Moshood Olajide<br>PWC NIGERIA                                |

Lanre Olaoluwa  
MATRIX SOLICITORS

Olayimika Olasewera  
SPA AJIBADE & CO.

Jide Olasite  
MATRIX SOLICITORS

Musa Olasupo  
CENTRAL BANK OF NIGERIA

Eniola Olatunji  
ADEKUNLE OMOTOLA & CO.

Ebele Oliko  
BABALAKIN & CO.

Kunle Olley  
FEDERAL INLAND  
REVENUE SERVICE

Funmilayo Olofintuyi  
KUSAMOTU & KUSAMOTU

Ajibola Olomola  
KPMG

Afolasade Olowe  
JACKSON, ETTI & EDU

Yomi Olugbenro  
DELOITTE

Christina Olusile  
KPMG

Olufunke Olutoye  
ALUKO & OYEBODE

Peter Oluwafemi  
JUDE & PARTNERS

Temitope Oluwasemilore  
IKEYI & ARIFAYAN

Tolulope Omidiji  
PWC NIGERIA

Bayo Omole  
MATRIX SOLICITORS

David Omoleye  
KANO DISTRIBUTION  
ELECTRICITY COMPANY

Oluwatunmise Omotoyinbo  
OLANIWUN AJAYI LP

Ekundayo Onajobi  
UDO UDOMA & BELO-OSAGIE

Adefunke Onakoya  
AKINWUNMI & BUSARI  
LEGAL PRACTITIONERS

Kate Onianwa  
AJUMOGOBIA & OKEKE

Gabriel Onojason  
ALLIANCE LAW FIRM

Joseph Onugwu  
OLISA AGBAKOBA  
& ASSOCIATES

Fred Onuobia  
G. ELIAS & CO. SOLICITORS  
AND ADVOCATES

Ogechi Onuoha  
OLAIDE OYEWOLE LLP

Nnamdi Oragwu  
PUNUKA ATTORNEYS  
& SOLICITORS

Benedict Oregbemhe  
SPA AJIBADE & CO.

Tunde Osasona  
WHITESTONE WORLDWIDE LTD.

Tiwalola Osazuwa  
ÆLEX LEGAL PRACTITIONERS  
& ARBITRATORS

Gbemisola Osibo  
TUNDE & ADISA LEGAL  
PRACTITIONERS

Olufunmilayo Osifuye  
LAGOS STATE PHYSICAL  
PLANNING & DEVELOPMENT  
AUTHORITY

Ope Osinbubi  
SHEARMAN & STERLING LLP

Olufemi Ososanya  
HLB Z.O. OSOSANYA & CO.

Noah Osu  
OFFICE OF THE VICE PRESIDENT

Patrick Osu  
AJUMOGOBIA & OKEKE

Vera Osuji  
CREDIT REGISTRY SERVICES  
(CREDIT BUREAU) PLC

Davidson Otoru  
ÆLEX LEGAL PRACTITIONERS  
& ARBITRATORS

Olajumoke Oyeboode  
PWC NIGERIA

Taiwo Oyedele  
PWC NIGERIA

Damilola Oyelade  
PERCHSTONE & GRAEYS

Abiodun Oyedun  
DETAIL COMMERCIAL  
SOLICITORS

Bukola Oyeneyin  
AKANBI & WIGWE LEGAL  
PRACTITIONERS

Olubukola Oyerinde  
PWC NIGERIA

Ayo Oyewole  
CREDIT REGISTRY SERVICES  
(CREDIT BUREAU) PLC

Patrick Oyong  
FEDERAL MINISTRY OF JUSTICE

Deborah Patrick-Akhaba  
GOLDSMITHS SOLICITORS

Moses Pila  
TEMPLARS LAW OFFICE

Olajumoke Popoola  
OFFICE OF THE VICE PRESIDENT

Tunde Popoola  
CRC CREDIT BUREAU LIMITED

Moshood Quadri  
ÆLEX LEGAL PRACTITIONERS  
& ARBITRATORS

Samuel Salako  
OLAIDE OYEWOLE LLP

Kofo Salam-Alada  
CENTRAL BANK OF NIGERIA

Sheriff Salami  
CRC CREDIT BUREAU LIMITED

Ashok Saraf  
EKO ELECTRICITY  
DISTRIBUTION PLC

Yewande Senbore  
OLANIWUN AJAYI LP

Eric Sesu  
PWC NIGERIA

Jameelah Sharrieff-Ayedun  
CREDIT REGISTRY SERVICES  
(CREDIT BUREAU) PLC

Taofeek 'Bola Shittu  
IKEYI & ARIFAYAN

Christine Sijuwade  
UDO UDOMA & BELO-OSAGIE

Olugbenga Sodipo  
IKEYI & ARIFAYAN

Serifat Solebo  
LAND SERVICES DIRECTORATE

Similoluwa Somuyiwa  
OLANIWUN AJAYI LP

Umar Sulaiman Muhammad  
STRONG GOALS  
GENERATION CONSULT

Adeola Sunmola  
UDO UDOMA & BELO-OSAGIE

Olufemi Sunmonu  
ALIAN LAW

Rafiu Sunmonu  
DELMORE ENGINEERING  
AND CONSTRUCTION  
COMPANY LIMITED

Tokunbo Adewale Toriola  
ARMAJARO NIGERIA LIMITED

Eresi Uche  
TEMPLARS LAW OFFICE

Ijeoma Uche  
KPMG

Uchenna Udechukwu  
OYEWOLE & ADESINA

Anthony Udenze  
NIGERIAN CUSTOMS

Kelechi Ugbeva  
BLACKWOOD AND STONE LP

Orji Uka  
BABALAKIN & CO.

Jideofor Ukachukwu  
JULEX ASSOCIATES

Aniekan Ukanah  
UDO UDOMA & BELO-OSAGIE

Amala Umeike  
JACKSON, ETTI & EDU

Okechukwu Umemuo  
THE LAW CREST LLP

Adamu M. Usman  
F.O. AKINRELE & CO.

Ezinwanyi Uwa  
LATEEF O. FAGBEMI SAN & CO.

Febuk Uya  
AEC LEGAL

David Uzozike  
OFFICE OF THE VICE PRESIDENT

Ebere Uzum  
UDO UDOMA & BELO-OSAGIE

Bhagu Vasanani  
PRIMLAKS NIG LTD.

Uzoamaka Wemambu  
STANBIC IBTC BANK LTD.

Uche Wigwe  
AKANBI & WIGWE LEGAL  
PRACTITIONERS

Kamaluddeen Yahaya  
KAMALUDDOEN YAHAYA & CO.

Samuel Yisa  
KPMG

Isma'ila M. Zakari  
AHMED ZAKARI & CO.

Maria Zubairu  
KANO URBAN PLANNING  
AND DEVELOPMENT  
AUTHORITY (KNUPDA)

**NORWAY**

NORWEGIAN BUILDING  
AUTHORITY

Nanette Arvesen  
ADVOKATFIRMAET  
THOMMESSEN AS

Frederik Astrup Borch  
FRICK LANGSETH  
ADVOKATFIRMA DA

Jan L. Backer  
WIKBORG REIN  
ADVOKATFIRMA AS

Eli Beck Nilsen  
PWC NORWAY

Stig Berge  
ADVOKATFIRMAET  
THOMMESSEN AS

Elin Bergman  
MENON ECONOMICS

John Ole Bjørnerud  
HAFLUND

Ingrid Fladberg Brucker  
ADVOKATFIRMA  
SIMONSEN VOGT WIIG

Tron Dalheim  
ARNTZEN DE BESCHE  
ADVOKATFIRMA AS

Lars Davidsen  
HAFLUND

Lill Egeland  
ADVOKATFIRMA  
SIMONSEN VOGT WIIG

Knut Ekern  
PWC NORWAY

Turid Ellingsen  
STATENS KARTVERK

Marius Gisvold  
WIKBORG REIN  
ADVOKATFIRMA AS

Gjermund Grimsby  
MENON ECONOMICS

Leo A. Grünfeld  
MENON ECONOMICS

Jarand Gule  
YARA INTERNATIONAL ASA

Solfrid Brænd Haaskjold  
ARNTZEN DE BESCHE  
ADVOKATFIRMA AS

Johan Astrup Heber  
WIKBORG REIN  
ADVOKATFIRMA AS

Heidi Holmelin  
ADVOKATFIRMAET SELMER DA

Odd Hylland  
PWC NORWAY

Anette Istre  
ADVOKATFIRMA  
SIMONSEN VOGT WIIG

Kyrre Width Kielland  
ADVOKATFIRMAET RÆDER AS

Jarle Kjellingteit  
UNIL AS

Eirin Kogstad  
ARNTZEN DE BESCHE  
ADVOKATFIRMA AS

Peter L. Brechan  
ADVOKATFIRMAET SCHJØDT AS

Don Lawrence  
ARCHITECT

Per Einar Lunde  
PWC NORWAY

Leif Petter Madsen  
WIKBORG REIN  
ADVOKATFIRMA AS

Arne Reisegg Myklestad  
DARK ARKITEKTER

William Peter Nordan  
ADVOKATFIRMA  
SIMONSEN VOGT WIIG

Christina Norland  
ADVOKATFIRMAET SELMER DA

Ole Kristian Olsby  
HOMBLE OLSBY  
ADVOKATFIRMA AS

Einar Riddervold  
PWC NORWAY

Astrid Rindal  
HOMBLE OLSBY  
ADVOKATFIRMA AS

Karoline Sandvik  
WIKBORG REIN  
ADVOKATFIRMA AS

Atle Skaldebø-Rød  
ADVOKATFIRMAET BAHR AS

Trond Sollund  
ADVOKATFIRMAET SCHJØDT AS

Gunnar Sørli  
ADVOKATFIRMAET BAHR AS

Fredrik Sparre-Enger  
ADVOKATFIRMAET SELMER DA

Iselin Stolpestad  
THE BRONNOYSUND  
REGISTER CENTER

Svein Sulland  
ADVOKATFIRMAET SELMER DA

Liss Sunde  
ADVOKATFIRMAET RÆDER AS

Kaare Christian Tapper  
WIKBORG REIN  
ADVOKATFIRMA AS

Jon Christian Thaulow  
ADVOKATFIRMAET BAHR AS

Ragnar Ulsund  
HAFLUND

Oyvind Vagan  
THE BRONNOYSUND  
REGISTER CENTER

**OMAN**

DIRECTORATE GENERAL  
OF CUSTOMS

Mona Adel  
MY IP GLOBAL

Hussein Al Balushi  
MAZOOON ELECTRICITY  
COMPANY

Shireen Al Busaidi  
SNR DENTON & CO.

Hamed Amur Al Hajri  
OMAN CABLES  
INDUSTRY (SAOG)

Alaa Al Hinai  
SASLO—SAID AL  
SHAHRY & PARTNERS

Wadhah Al Hinai  
SASLO—SAID AL  
SHAHRY & PARTNERS

Mohammed Al Khalili  
AL BUSAIDY MANSOOR  
JAMAL & CO.

Abdulredha Al Lawati  
SNR DENTON & CO.

Fatma Al Maamary  
AL BUSAIDY MANSOOR  
JAMAL & CO.

Habib Murad Al Raisi  
CENTRAL BANK OF  
OMAN (CBO)

Aadil Khalifa Al Saadi  
CENTRAL BANK OF  
OMAN (CBO)

Thamer Al Shahry  
SASLO—SAID AL  
SHAHRY & PARTNERS

Majid Al Toky  
TROWERS & HAMLINS

Budoor Al Zadjali  
CURTIS MALLETT—PREVOST,  
COLT & MOSLE LLP

Sawsan Al-Balushi  
CURTIS MALLETT—PREVOST,  
COLT & MOSLE LLP

Mohammed Alshahri  
MOHAMMED ALSHAHRI  
& ASSOCIATES



Umama Al-Wahaibi  
SNR DENTON & CO.  
Russell Aycock  
PWC OMAN

Hasan Juma Backer  
HASAN JUMA BACKER  
TRADING & CONTRACTING

Khaled Battash  
MY IP GLOBAL

Piyush Bhandari  
INTUIT MANAGEMENT  
CONSULTANCY

Priyanka Bhandari  
INTUIT MANAGEMENT  
CONSULTANCY

Michael Dunmore  
CURTIS MALLETT—PREVOST,  
COLT & MOSLE LLP

Jamie Gibson  
TROWERS & HAMLINS

Justine Harding  
SNR DENTON & CO.

Balkrishn Kamath  
RUSSELL BEDFORD  
INTERNATIONAL

Faiz Khan  
AL BUSAIDY MANSOOR  
JAMAL & CO.

Ajay Kumar  
OMAN CABLES  
INDUSTRY (SAOG)

O.A. Kuraishy  
HASAN JUMA BACKER  
TRADING & CONTRACTING

P.E. Lalachen MJ  
KHALIFA AL HINAI ADVOCATES  
& LEGAL CONSULTANCY

Kenneth MacFarlane  
PWC OMAN

Pushpa Malani  
PWC OMAN

Mansoor Jamal Malik  
AL BUSAIDY MANSOOR  
JAMAL & CO.

Fathia Mbarak  
TROWERS & HAMLINS

Budoor Moosa  
SNR DENTON & CO.

Bruce Palmer  
CURTIS MALLETT—PREVOST,  
COLT & MOSLE LLP

Raghavendra Pangala  
SEMACE & PARTNERS LLC

Himadri Pathak  
INTUIT MANAGEMENT  
CONSULTANCY

Dhanalakshmi Pillai Perumal  
SNR DENTON & CO.

Lubna Qarmash  
TALAL ABU-GHAZALEH  
LEGAL (TAG-LEGAL)

Maria Mariam Rabeaa Petrou  
SASLO—SAID AL  
SHAHRY & PARTNERS

Darshi Sanganeer  
SNR DENTON & CO.

Nick Simpson  
SNR DENTON & CO.

Roy Thomas  
OMAN CABLES  
INDUSTRY (SAOG)

Rajesh Vaidyanathan  
KHIMJI RAMDAS

## PAKISTAN

BAIG LAW ASSOCIATES

FACILITIES SHIPPING AGENCY

FITE DEVELOPMENT  
& MANAGEMENT  
COMPANY CHAIRMAN

KARACHI WATER &  
SEWERAGE BOARD

LESCO

M. ISHAQ ALI & CO.

PAKISTAN INTERNATIONAL  
FREIGHT FORWARDERS  
ASSOCIATION

Asad Abbas Butt  
ASAD ABBAS BUTT & CO.

Zaheer Abbas Chughtai  
KAISER & ABBAS ATTORNEYS  
& CORPORATE COUNSELLORS

Mahmood Abdul Ghani  
MAHMOOD ABDUL  
GHANI & CO.

Mohammad Ameen Memon  
Abdullah Sillat  
CREDIT CONTROL SERVICES

Shafat Ali Abid  
LAWYER

Zahra Abid  
HAIDERMOTA BNR & CO.

Ahmed Aga Zafar  
AGA FAQUIR  
MOHAMMAD & CO.

Imran Ahmad  
STATE BANK OF PAKISTAN

Nadeem Ahmad  
ORR, DIGNAM & CO.

Taqi Ud Din Ahmad  
A.F. FERGUSON & CO.  
CHARTERED ACCOUNTANTS,  
A MEMBER FIRM OF  
PWC NETWORK

Waheed Ahmad  
WAHEED LAW FIRM

Zahur Ahmad  
ZA ASSOCIATES

Akhtiar Ahmed  
STATE BANK OF PAKISTAN

Munir Ahmed  
K-ELECTRIC

Feroz Akbar  
SHAHAEEN AIRPORT SERVICES

Mehmood Alam  
TMT LAW SERVICES

Muhammad Aleem Zubair  
A.F. FERGUSON & CO.,  
CHARTERED ACCOUNTANTS,  
A MEMBER FIRM OF  
PWC NETWORK

Abbas Ali  
EY

Shabana Ali  
SHABANA ALI & ASSOCIATES

Shabbir Ali  
SHABBIR & PARTNERS

Syed Mustafa Ali  
RIAZ AHMAD & COMPANY

Tabassum Ali  
TMT LAW SERVICES

Javed Anjum  
APEX CONSULTANTS

Muhammad Saqlain Arshad  
SAQLAIN

Muhammad Asif  
MALIK IMRAN LAW  
ASSOCIATE

Jam Asif Mehmood  
AHMED & QAZI

Nadeem Aslam  
AL-RIAZ LAW ASSOCIATE

Muhammad Awaiz  
EY

Jahanzeb Awan  
KHALID ANWER & CO.

Malik Nasir Ayub  
LAWYER

Shaheryar Aziz  
A.F. FERGUSON & CO.  
CHARTERED ACCOUNTANTS,  
A MEMBER FIRM OF  
PWC NETWORK

Shaezer Azmat  
EY

Fawad Baluch  
KHALID ANWER & CO.

Hasan Hameed Bhatti  
LAHORE WASTE  
MANAGEMENT COMPANY

Akeel Bilgrami  
NAJMI BILGRAMI  
COLLABORATIVE PVT. LTD.

Rameez Bilwani  
YAKOOB & RAMEEZ  
ASSOCIATES

Huzaima Bukhari  
HUZAIMA & IKRAM

Zainab Butt  
KPMG TASEER HADI & CO.

Maqsood Ahmad Chaudhary  
MAQSOOD LAW ASSOCIATES

Faisal Daudpota  
KHALID DAUDPOTA & CO.

Junaid Daudpota  
KHALID DAUDPOTA & CO.

Diana Dsouza  
DATECHECK PVT. LTD.

Huma Ejaz Zaman  
MANDIVIWALLA & ZAFAR

Mian Faisal  
LAHORE DEVELOPMENT  
AUTHORITY

Akmal Farooq  
AL-RIAZ LAW ASSOCIATE

Sarah Frazer  
Aman Ghanchi  
UNILEVER PAKISTAN LIMITED

Asma Ghayoor  
SINDH BUILDING  
CONTROL AUTHORITY

Hamza Gulzar  
HAMZA GULZAR LAW  
ASSOCIATES

Irfan Mir Halepota  
LAW FIRM IRFAN M. HALEPOTA

Waqas Ahmed Hanif  
BISMILLAH LOGISTICS  
(PVT.) LTD.

Ikramul Haq  
HUZAIMA & IKRAM

Salman Haq  
EY

Faiz-ul Hassan  
LAND ADMINISTRATION &  
REVENUE MANAGEMENT  
INFORMATION SYSTEM  
(LARMIS)

Mohammad Hassan Bakshi  
ASSOCIATION OF BUILDERS  
AND DEVELOPERS OF  
PAKISTAN (ABAD)

Inayat Hussain  
STATE BANK OF PAKISTAN

Munawar Hussain  
MUNAWAR ASSOCIATES  
CHARTERED ACCOUNTANTS

Shaukat Hussain  
SECURITIES AND EXCHANGE  
COMMISSION OF PAKISTAN

Mushtaq Ibrahim Soomro  
SINDH BUILDING  
CONTROL AUTHORITY

Pearl Indrias  
KPMG TASEER HADI & CO.

Azhar Iqbal  
QURESHI LAW ASSOCIATES

Imran Iqbal  
UHY HASSAN NAEEM & CO.

Pervaiz Iqbal  
AMC CREDIT SOLUTIONS  
PAKISTAN PVT LIMITED

Wasif Iqbal  
ANWAR ANMMAR ASSOCIATES

Abid Ismail  
MUNAWAR ASSOCIATES  
CHARTERED ACCOUNTANTS

Muhammad Javad Ismail  
STATE BANK OF PAKISTAN

Ilyas Jabbar  
STATE BANK OF PAKISTAN

Zahid Jamil  
JAMIL AND JAMIL

Tariq Nasim Jan  
DATECHECK PVT. LTD.

Burhan Javed  
EY

Ayesha Jawad  
PEARL MANAGEMENT  
CONSULTANTS

Farrukh Junaidy  
JUNAIDY SHOAIB ASD

Iffat Kamal  
LAHORE DEVELOPMENT  
AUTHORITY

Asif Karim

Minam Karim  
LMA EBRAHIM HOSAIN,  
BARRISTERS, ADVOCATES  
& CORPORATE LEGAL  
CONSULTANTS

Habib Kazi  
KHALID ANWER & CO.

Mayhar Kazi  
RIAA BARKER GILLETTE

Qalb-e-Abbas Kazmi  
BANK AL HABIB LIMITED

Ameer Khan  
INDUS MOTORS CO. LTD.

Aquil A. Khan  
UNITED BANK LIMITED

Shabar Ali Khan  
JUNAIDY SHOAIB ASD

Saima Khawaja  
PROGRESSIVE ADVOCATES  
& LEGAL CONSULTANTS

Misbah Kokab  
TMT LAW SERVICES

Asif Ali Lakhari  
SIRAJUL HAQUE & CO.

Waqas Liaqat  
MASTER CONSULTING  
ENGINEERS

Shomaila Loan  
BANK AL HABIB LIMITED

Adeem Lodhi  
KPMG TASEER HADI & CO.

Sami Majeed

Amyr Malik  
KPMG TASEER HADI & CO.

Arshad Malik Awan  
MALIK NOOR MUHAMMAD  
AWAN & AMA LAW  
ASSOCIATES

Basharat Mehmood  
QURESHI LAW ASSOCIATES

Mubashar Mehmood  
RIAZ AHMAD & COMPANY

Aitzaz Manzoor Memon  
RIAA BARKER GILLETTE

Mohammad Mansoor Mir  
MIR & MIR LAW ASSOCIATES

Lt. Col. (R) Faiz Miran  
OVERLAND UNITED

Muzzafar Ahmed Mirza  
SECURITIES AND EXCHANGE  
COMMISSION OF PAKISTAN

Minha Mohammad Ali  
LUCKY CEMENT

Mizloryo Abdul Moez  
Mohammad Ameen  
A. A. VALUATORS (PVT.) LTD

Imran Mohmand  
FEDERAL BOARD OF REVENUE

Mishka Khan Mohmand  
PLANNING AND  
DEVELOPMENT DEPARTMENT,  
GOVERNMENT OF PUNJAB

Najeeb Mochhala  
HORWATH HUSSAIN  
CHAUDHURY & CO-CHARTERED  
ACCOUNTANTS—MEMBER  
OF CROWE HORWATH

M. Usman Moosa  
IMPACT, ENGINEERING,  
PLANNING AND MANAGEMENT

Sarjeel Mowahid Minhas  
ABS & CO. ADVOCATES AND  
CORPORATE COUNSELS

Muhammad Mudassir  
ADVOCATE HIGH COURT

Rana Muhammad  
RANA IJAZ & PARTNERS

Muhammad Muazzam Akram  
Muhammad Akram  
SULTAN & PARTNERS

Syed Muhammad Ijaz  
HUZAIMA & IKRAM

Adeel Mumtaz  
ADEEL MUMTAZ PROJECT  
MANAGEMENT

Sadaf Muneer  
RAVIAN INTERNATIONAL  
AGENCIES

Daniyal Muzaffar  
UNITED BANK LIMITED

Shariq Naseem  
CENTRAL DEPOSITORY  
COMPANY OF PAKISTAN LTD.

Saqib Naseer  
A.F. FERGUSON & CO.  
CHARTERED ACCOUNTANTS,  
A MEMBER FIRM OF  
PWC NETWORK

Naveed Nasim  
ALLIED BANK LIMITED

Mehwish Naveed  
SECURITIES AND EXCHANGE  
COMMISSION OF PAKISTAN



Omaimah Nazir  
SECURITIES AND EXCHANGE  
COMMISSION OF PAKISTAN

Anam Shahid Niazi  
MANDIVWALLA & ZAFAR

Ghulam Dastagir Paracha  
RAVIAN INTERNATIONAL  
AGENCIES

Owais Patel  
DATACHECK PVT. LTD.

Shahbakht Pirzada  
RIAA BARKER GILLETTE

Shahzada Qamer  
S. QAMER & CO.

Usman Qazi  
LAWYER

Adnan Qureshi  
QURESHI LAW ASSOCIATES

Muhammad Ali R. Merchant  
M R MERCHANT & CO.

Zaki Rahman  
LMA EBRAHIM HOSAIN,  
BARRISTERS, ADVOCATES  
& CORPORATE LEGAL  
CONSULTANTS

Rai Muhammad Saleh Azam  
AZAM & RAI (ADVOCATES  
& LEGAL CONSULTANTS)

Bilal Rana  
KAZMI AND RANA

Kashif Rasheed  
PAK SUZUKI MOTOR CO. LTD.

Mian Haseeb Rasheed  
SULTAN & PARTNERS  
Ghulam Rasool  
HAIDER SHAMSI & CO.  
CHARTERED ACCOUNTANTS

Hamid Rasul  
FOTON JW AUTO PARK

Tayyab Raza  
TMT LAW SERVICES

Khalid A. Rehman  
SURRIDGE & BEECHENO

Abdul Rehman Baitanai  
STATE BANK OF PAKISTAN

Sehrish Saad  
AZAM & RAI (ADVOCATES  
& LEGAL CONSULTANTS)

Saad Saboor  
EY

Zeesan Safdar  
MUNAWAR ASSOCIATES  
CHARTERED ACCOUNTANTS

Usman Akram Sahi  
CORNELIUS LANE & MUFTI

Rana Sajjad  
RANA IJAZ & PARTNERS

Aftab Salahuddin  
EY

Mian Saleem Akhtar  
LAWYER

Inayat Ullah Sandhu  
SANDHU & CO. CHARTERED  
ACCOUNTANTS

Muhammad Sarfraz

Mohammad Ali Seena  
SURRIDGE & BEECHENO

Ali Kabir Shah  
ALI & ASSOCIATES

Saima Shaikh  
PUNJAB INFORMATION  
TECHNOLOGY BOARD

Arshad Shehzad  
TAXPERS

Muneeb Ahmed Sheikh  
MA ADVOCATES

Kamran Siddiqui  
KAMIL & ASSOCIATES,  
CONSULTING ENGINEERS  
& ARCHITECTS

Masood Siddiqui  
A. SHAKOOR & BROS.

Rehan Siddiqui  
BAKER TILLY CHARTERED  
ACCOUNTANTS

Hameer Arshad Siraj  
SIRAJUL HAQUE & CO.

Mian Hamdoon Subhani  
M.H.S. ASSOCIATES

Namdar Subhani  
GOVERNMENT OF THE PUNJAB

Ameena Suhail  
QURESHI LAW ASSOCIATES

Haris Syed Raza  
GERRY'S DNATA PVT. LTD.

Muhammad Tahir  
STATE BANK OF PAKISTAN

Lamya Taipur  
ALI & ASSOCIATES

M. Talha  
SUPER LAW SERVICES

Waqas Ahmed Tamimi  
DELOITTE KARACHI

Naghma Tehniat  
FEDERAL BOARD OF REVENUE

Fawad Tipu  
FORM & FUNCTION  
CONSULTING ARCHITECTS  
& TOWN PLANNERS

Chaudhary Usman  
LMA EBRAHIM HOSAIN,  
BARRISTERS, ADVOCATES  
& CORPORATE LEGAL  
CONSULTANTS

Khalil Waggan  
EY

Aamir Younas  
EY

Muhammad Yousuf  
HAIDER SHAMSI & CO.  
CHARTERED ACCOUNTANTS

Sheheryar Zaidi  
ZAIDI AND CO.

Mohammad Zain Khan  
EY

Muhammad Zubair  
MZ ASSOCIATES

## PALAU

CARLOS MARIANO LAW FIRM

Jun Aclan  
CTSI LOGISTICS

Kenneth Barden  
ATTORNEY-AT-LAW

Kassi Berg  
THE PACIFIC DEVELOPMENT  
LAW GROUP

Tito Cabunagan  
PALAU PUBLIC UTILITY  
CORPORATION

Maria Cristina Castro  
WESTERN CAROLINE  
TRADING CO.

Suzanne Finney  
PALAU HISTORIC  
PRESERVATION OFFICE

Anthony Frazier

Ltelat LT Fritz  
SMALL BUSINESS  
DEVELOPMENT CENTER (SBDC)

Bill Iskawa  
BUREAU OF CUSTOMS AND  
BORDER PROTECTION

Wilbert Kamerang  
PALAU SHIPPING  
COMPANY, INC.

Ramsey Ngirabai  
KOROR PLANNING AND  
ZONING OFFICE

Lily Rdechor  
PALAU ENVIRONMENTAL  
QUALITY PROTECTION BOARD

V. Tikei Sbal  
FINANCIAL INSTITUTIONS  
COMMISSION

Sylcerius Tewalei  
BUREAU OF LABOUR

J. Uduch Sengebau  
LAW OFFICE OF J. UDUCH  
SENGBEAU SENIOR

Juanita Utui  
PALAU LAND REGISTRY

## PANAMA

Ricardo Aleman  
MORGAN & MORGAN

Alejandro Alemán  
ALFARO, FERRER & RAMÍREZ

Aichell Alvarado  
ARIAS LAW

Aristides Anguizola  
MORGAN & MORGAN

Khatiya Asvat  
PATTON, MORENO & ASVAT

Fernando Aued  
PATTON, MORENO & ASVAT

Gustavo Adolfo Bernal  
ETESA

Klaus Bieberach Schriebl  
TAX@PANAMA

Luis Carlos Bustamante  
PANAMÁ SOLUCIONES  
LOGÍSTICAS INT.—PSLI

Giovanna Cardellicchio  
APC BURÓ SA

José Carrizo Durling  
MORGAN & MORGAN

Johanna Castillo  
ARIAS LAW

Luis Chalhoub  
ICAZA, GONZALEZ-  
RUIZ & ALEMAN

Gonzalo Córdoba  
APC BURÓ SA

Eduardo De Alba  
ARIAS, FÁBREGA & FÁBREGA

Claudio De Castro  
ARIAS, FÁBREGA & FÁBREGA

Marisol Ellis  
ICAZA, GONZALEZ-  
RUIZ & ALEMAN

Felipe Escalona  
GALINDO, ARIAS & LÓPEZ

María Cristina Fábrega  
ARIAS LAW

Juan Pablo Fábrega Polleri  
FÁBREGA, MOLINO & MULINO

Luciano Fernandes  
THE PANAMA MARITIME  
CHAMBER

Michael Fernandez  
CÁMARA PANAMEÑA DE LA  
CONSTRUCCIÓN (CAPAC)

Enna Ferrer  
ALFARO, FERRER & RAMÍREZ

Evans Gonzalez  
EVANS GONZALEZ  
MORENO & ASOCIADOS

Edgar Herrera  
GALINDO, ARIAS & LÓPEZ

Jorge L. Lara T.  
INGENIERÍA LARA SA

Karla Leon  
EVANS GONZALEZ  
MORENO & ASOCIADOS

Cristina Lewis de la Guardia  
GALINDO, ARIAS & LÓPEZ

Esteban López Moreno  
KATZ Y LÓPEZ

David M. Mizrahi Fidanque  
MIZRACHI, DAVARRO & URIOLA

Erick Rogelio Muñoz  
SUCRE, ARIAS & REYES

Mayrolis Parntner  
ARIAS LAW

Hassim Patel  
WILLIAMS & WILLIAMS

Sebastián Perez  
UNION  
FENOSA—EDEMÉT—EDECHI

Alfredo Ramírez Jr.  
ALFARO, FERRER & RAMÍREZ

Mario Rognoni  
AROSEMENA NORIEGA  
& CONTRERAS

Nelson E. Sales  
ALFARO, FERRER & RAMÍREZ

Mayte Sánchez González  
MORGAN & MORGAN

Daniel Sessa  
GALINDO, ARIAS & LÓPEZ

Yinnis Solís de Amaya  
UNION  
FENOSA—EDEMÉT—EDECHI

Hermes Tello  
ELECTROMECHANICAL  
CONSULTING GROUP

Ramón Varela  
MORGAN & MORGAN

Gabriela Vasquez  
GALINDO, ARIAS & LÓPEZ

## PAPUA NEW GUINEA

CREDIT & DATA  
BUREAU LIMITED

PWC PAPUA NEW GUINEA

Paul Barker  
CONSULTATIVE  
IMPLEMENTATION &  
MONITORING COUNCIL

Simon Bendo  
DEPARTMENT OF LANDS  
AND PHYSICAL PLANNING

Moses Billy  
BILLY ARCHITECTS

Moira Eka  
ASHURST LLP

Richard Flynn  
ASHURST LLP

Anthony Frazier

Simon Guidecoq  
Lea Henao  
STEAMSHIPS TRADING  
COMPANY LTD.

Clarence Hoot  
INVESTMENT PROMOTION  
AUTHORITY

Jerome Kadamongariga  
ASHURST LLP

Theresa Kawi  
DENTONS

Stanley Kewa  
PNG POWER LTD.

Sarah Kuman  
ALLENs

Peter Lowing  
LEAHY LEWIN NUTLEY  
SULLIVAN

Stephen Massa  
DENTONS

Christopher Miviri  
DENTONS

Lou Pipi  
NCDC MUNICIPALITY

Nancy Pogle  
DEPARTMENT OF JUSTICE  
& ATTORNEY GENERAL,  
STATE SOLICITOR'S OFFICE

Tony Raats  
AGILITY LOGISTICS

Renee Siaguru  
ALLENs

Sinton Spence Mbe  
SINTON SPENCE CHARTERED  
ACCOUNTANTS

Thomas Taberia  
KUNA TABERIA KIRUWI  
ACCOUNTANTS & ADVISORS

Alex Tongayu  
INVESTMENT PROMOTION  
AUTHORITY

Stuart Wilson  
LCS ELECTRICAL &  
MECHANICAL CONTRACTORS

Alicia Yen  
HEALY CONSULTANTS  
GROUP PLC

## PARAGUAY

Jorge Acosta  
MASTERLINE

Perla Alderete  
VOUGA ABOGADOS

Enrique Benitez  
BDO AUDITORES CONSULTORES

Maximo Gustavo Benitez  
Gimenez  
SUPERINTENDENCIA  
DE BANCOS—BCP

Alex Berkemeyer  
BERKEMEYER, ATTORNEYS  
& COUNSELORS

Hugo T. Berkemeyer  
BMK—BERKEMEYER

Juan Ramirez Biedermann  
ESTUDIO JURIDICO  
LIVIERES GUGGIARI

Carlos Cañete  
BDO AUDITORES CONSULTORES

Victor Carron  
KEMPER—DEJESUS &  
PANGRAZIO ABOGADOS  
Y CONSULTORES

Carlos Codas  
FERRERE ABOGADOS

Camila Colombo  
ESTUDIO MERSAN ABOGADOS

Marcelo Corrales  
MERSAN ABOGADOS

Pedro Cuevas  
*ADMINISTRACIÓN NACIONAL  
DE ELECTRICIDAD*

Sergio Dejesus  
*KEMPER—DEJESUS &  
PANGRAZIO ABOGADOS  
Y CONSULTORES*

Natalia Enciso Benitez  
*NOTARY PUBLIC*

Juan Bautista Florio Gimenez  
*FLORIO, CARDOZO  
& ALVARADO*

Néstor Gamarra  
*SERVIMEX SACI*

Liliana Maria Giménez de  
Castillo  
*DIRECCIÓN GENERAL DE  
LOS REGISTROS PÚBLICOS*

Lourdes Gonzalez  
*DIRECCIÓN GENERAL DE  
LOS REGISTROS PÚBLICOS*

Nadia Gorostiaga  
*PWC PARAGUAY*

Sigfrido Gross Brown  
*ESTUDIO JURIDICO  
GROSS BROWN*

Marcelo Gul Pavoni  
*TMF GROUP*

Carl Gwynn  
*GWYNN & GWYNN—LEGAL  
COUNSELLORS*

Norman Gwynn  
*SUPREME COURT OF JUSTICE*

Christian Kemper  
*KEMPER—DEJESUS &  
PANGRAZIO ABOGADOS  
Y CONSULTORES*

Gabriel Lamas  
*ONIX SACI CONSULTING  
+ ENGINEERING*

Daniela Leguizamón  
*VOUGA ABOGADOS*

Pablo Livieres Guggiari  
*ESTUDIO JURIDICO  
LIVIERES GUGGIARI*

Nestor Loizaga  
*FERRERE ABOGADOS*

Augusto Mengual  
*MIATERRA*

Carlos Mersan  
*ESTUDIO MERSAN ABOGADOS*

Oscar A. Mersan Galli  
*MERSÁN ABOGADOS*

María Esmeralda Moreno  
Rodríguez Alcalá  
*MORENO RUFFINELLI  
& ASOCIADOS*

Monica Núñez  
*BERKEMEYER, ATTORNEYS  
& COUNSELORS*

Rita Ortiz  
*NGO SAECA*

Anibal Pangrazio  
*KEMPER—DEJESUS &  
PANGRAZIO ABOGADOS  
Y CONSULTORES*

Rocío Penayo  
*MORENO RUFFINELLI  
& ASOCIADOS*

Yolanda Pereira  
*BERKEMEYER, ATTORNEYS  
& COUNSELORS*

Lourdes Quintana  
*INFORMCONF SA*

Oscar Ramirez  
*VOUGA ABOGADOS*

Adolfo Rautenberg  
*FLORIO, CARDOZO  
& ALVARADO*

Rafael Salomoni  
*SALOMONI & ASOCIADOS*

Jazmín Sapienza  
*ESTUDIO JURIDICO  
GROSS BROWN*

Juan Ignacio Tellechea  
*PWC PARAGUAY*

Ninfa Rolanda Torres  
de Paredes  
*AGENCIA PAREDES*

Maria Gloria Triguís Gonzalez  
*BERKEMEYER, ATTORNEYS  
& COUNSELORS*

Ana Belen Vera  
*VOUGA ABOGADOS*

Andres Vera  
*VOUGA ABOGADOS*

David Vera  
*VOUGA ABOGADOS*

Walter Vera  
*VOUGA ABOGADOS*

Carlos Vouga  
*VOUGA ABOGADOS*

Rodolfo Vouga Muller  
*VOUGA ABOGADOS*

Lia Zanotti-Cavazonni  
*PERONI, SOSA, TELLECHEA,  
BURT & NARVAJA,  
MEMBER OF LEX MUNDI*

## PERU

*AGUIRRE ABOGADOS  
& ASESORES*

Guillermo Acuña Roeder  
*RUBIO LEGUÍA NORMAND*

Fanny Aguirre  
*ESTUDIO ALVAREZ CALDERON*

Marco Antonio Alarcón Piana  
*ESTUDIO LUIS ECHECOPAR  
GARCÍA SRL*

Carlos Alayza Bettocchi  
*ALAYZA CONSULTORES  
ABOGADOS*

Antonio Alvarado  
*EXPERIAN PERÚ SAC*

Patricia Siles Alvarez  
*DIAZ PALAO & SILES  
ABOGADOS*

Alfonso Alvarez Calderón  
*ESTUDIO ALVAREZ CALDERON*

Napoleón de Jesús Alvarez  
Vargas  
*BANCO DE CRÉDITO  
DEL PERU BCP*

Cesar Angulo  
*MUNIZ, RAMÍREZ, PERÉZ-  
TAIMAN & OLAYA ABOGADOS*

Evelin Aragon Grados  
*ADEX*

Pamela Arce  
*REBAZA, ALCÁZAR &  
DE LAS CASAS*

Gonzalo Arias Schreiber  
*CONUDFI*

Abogado Oscar Arrús  
*GARRIGUES*

Guilhermo Auler  
*AULER Y PINTO ABOGADOS*

Arelis Avila Tagle  
*CONUDFI*

Jose Luis Ayllon Carreño  
*CAMARA PERUANA DE  
LA CONSTRUCCIÓN*

Michelle Barclay Thorne  
*CMS GRAU ABOGADOS*

Macarena Barrios  
*BARRIOS & FUENTES  
ABOGADOS*

Mauricio Bohórquez  
*RUBIO LEGUÍA NORMAND*

Nicolas Botto  
*ESTUDIO LLONA &  
BUSTAMANTE ABOGADOS*

Guillermo Bracamonte  
*MIRANDA & AMADO*

Eli Bustinza  
*CONUDFI*

Cristian Calderon Rodriguez  
*CONUDFI*

Jorge Calle  
*RUBIO LEGUÍA NORMAND*

Renzo Camaiora  
*GALLO BARRIOS PICKMANN*

Alfredo Cardona  
*EXPERIAN PERÚ SAC*

Ursula Caro  
*RUBIO LEGUÍA NORMAND*

Patricia Carrillo  
*CONUDFI*

Fernando Castro  
*MUNIZ, RAMÍREZ, PERÉZ-  
TAIMAN & OLAYA ABOGADOS*

Renatto Castro Macedo  
*ANDINA FREIGHT*

Octavio Chirinos  
*CONUDFI*

Rommy Collantes  
*SCOTIABANK PERU*

Tomas Cosco  
*RUSSELL BEDFORD  
PERÚ—MEMBER OF RUSSELL  
BEDFORD INTERNATIONAL*

Jorge Davila  
*ESTUDIO OLAECHEA,  
MEMBER OF LEX MUNDI*

Peter Davis  
*CONUDFI*

Ricardo de la Piedra  
*ESTUDIO MUNIZ*

Gonzalo de las Casas  
*REBAZA, ALCÁZAR &  
DE LAS CASAS*

Jose Dedios  
*PAYET, REY, CAUVI,  
PEREZ ABOGADOS*

Cesar Diaz Palao  
*DIAZ PALAO & SILES  
ABOGADOS*

Alexandra Egas  
*GALLO BARRIOS PICKMANN*

María del Pilar Falcón Castro  
*ESTUDIO LLONA &  
BUSTAMANTE ABOGADOS*

Fiana Fernandez Saldamando  
*CONUDFI*

Carlos Flores  
*EXPERIAN PERÚ SAC*

Sandra Flores Llayeri  
*CONUDFI*

Jose Francisco Meier  
*GARRIGUES*

Jorege Fuentes  
*GARRIGUES*

Luis Fuentes  
*BARRIOS & FUENTES  
ABOGADOS*

Julio Gallo  
*GALLO BARRIOS PICKMANN*

Lorena Galvez  
*GALLO BARRIOS PICKMANN*

Claudia Garcia Bustamante  
*RODRIGUEZ ANGOBALDO  
ABOGADOS*

Diego Garcia Sayan  
*ESTUDIO MUNIZ*

Alejandra Giufra Chavez  
*ESTUDIO LLONA &  
BUSTAMANTE ABOGADOS*

Jorge Luis Gonzales Loli  
*NOTARIA GONZALES LOLI*

Evelin Aragón Grados  
*CONUDFI*

Karen Guevara Lobatón  
*NOTARIA TAMBINI*

Carlos Alberto Hernández  
Ladera  
*RANSA COMERCIAL SA*

Jose Antonio Honda  
*ESTUDIO OLAECHEA,  
MEMBER OF LEX MUNDI*

Juan Jose Hopkins  
*BARRIOS & FUENTES  
ABOGADOS*

Ambra Huaman  
*ANDINA FREIGHT*

Fidel Huamaní Macetas  
*JUZGADO DE PAZ LETRADO—  
LINCE Y SAN ISIDRO*

César Ballón Izquierdo  
*RANSA COMERCIAL SA*

Prashant Jalan  
*OLAM AGRO PERÚ S.A.C.*

José Antonio Jiménez  
*CARRERA, PINATTE & BACA  
ALVAREZ ABOGADOS  
S. CIVIL DE R.L.*

Roxana Jiménez  
Vargas-Machuca  
*CMS GRAU ABOGADOS*

Sacha Larrea  
*SCOTIABANK PERU*

Diego León  
*RODRIGUEZ ANGOBALDO  
ABOGADOS*

Juan Carlos Leon Siles  
*CONUDFI*

German Lora  
*PAYET, REY, CAUVI,  
PEREZ ABOGADOS*

Rafael Lulli Meyer  
*REBAZA, ALCÁZAR &  
DE LAS CASAS*

Cesar Luna Victoria  
*RUBIO LEGUÍA NORMAND*

Milagros Maravi Sumar  
*RUBIO LEGUÍA NORMAND*

Guillermo Marcial C.  
*ANDINA FREIGHT*

Jean Marco Martinez  
*ZENTRUM LOGISTIC*

Carlos Martínez  
*RUBIO LEGUÍA NORMAND*

Jesús Matos  
*ESTUDIO OLAECHEA,  
MEMBER OF LEX MUNDI*

Humberto Medrano  
*ESTUDIO RODRIGO  
ELÍAS Y MEDRANO*

Beatriz Melo  
*ESTUDIO MUNIZ*

Gino Menchola  
*PWC PERU*

Augusto Millones Volpe  
*CASAHIERRO ABOGADOS*

Manuel Montes  
*SUNARP*

Diego Muñoz  
*ESTUDIO OLAECHEA,  
MEMBER OF LEX MUNDI*

Franco Muschi Loayza  
*GARRIGUES*

Sofía Ode  
*SOFIA ODE PEREYRA NOTARY*

Lilian Oliver  
*SUNARP*

Alexandra Orbezo  
*REBAZA, ALCÁZAR &  
DE LAS CASAS*

Nérida Palacios  
*SUNARP*

Max Panay Cuya  
*SUNARP*

Edmundo Paredes  
*SUPERINTENDENCY OF  
BANKING, INSURANCE  
AND PRIVATE PENSION  
FUND ADMINISTRATOR*

Javier Paredes Mendoza  
*ALAYZA CONSULTORES  
ABOGADOS*

Mario Pinatte Cabrera  
*CARRERA, PINATTE & BACA  
ALVAREZ ABOGADOS  
S. CIVIL DE R.L.*

Adolfo Pinillos  
*RODRIGUEZ ANGOBALDO  
ABOGADOS*

Lucianna Polar  
*ESTUDIO OLAECHEA,  
MEMBER OF LEX MUNDI*

Angélica Portillo  
*SUNARP*

Juan Manuel Prado  
Bustamante  
*ESTUDIO LLONA &  
BUSTAMANTE ABOGADOS*

Maribel Príncipe Hidalgo  
*RUBIO LEGUÍA NORMAND*

Manuel Quindimil  
*CAMARA DE COMERCIO  
AMERICANA DEL PERÚ*

Oscar Quiñones  
*CONUDFI*

Bruno Marchese Quintana  
*RUBIO LEGUÍA NORMAND*

Carlos Martín Ramírez  
Rodríguez  
*ESTUDIO ZUZUNAGA,  
ASSERETO Y ZEGARRA  
ABOGADOS*

Fernando M. Ramos  
*BARRIOS & FUENTES  
ABOGADOS*

Alonso Rey Bustamante  
*PAYET, REY, CAUVI,  
PEREZ ABOGADOS*

Andres Rieckhof  
*REBAZA, ALCÁZAR &  
DE LAS CASAS*

Lourdes Ríos  
*SUNARP*

Anggie Rivera  
*BARRIOS & FUENTES  
ABOGADOS*

Alfredo Rodríguez Neira  
GRUPO LATINGER

Erick Rojas  
CÁMARA PERUANA DE  
LA CONSTRUCCIÓN

Cynthia Rojas Bernedo  
CARRERA, PINATTE & BACA  
ALVAREZ ABOGADOS  
S. CIVIL DE R.L.

Vanessa Romero  
EXPERIAN PERÚ SAC

Mario Rosario Guaylupo  
SUNARP

Claudia Rossi  
GARRIGUES

Felix Arturo Ruiz Sanchez  
RUBIO LEGUÍA NORMAND

Emil Ruppert  
RUBIO LEGUÍA NORMAND

Carolina Sáenz  
RUBIO LEGUÍA NORMAND

Luis Sala Bacigalupo  
SALA ARQUITECTOS

Karla Salazar  
EXPERIAN PERÚ SAC

Raul Sanchez Sabogal  
TRANSOCEANIC

Dante Sanguinetti  
PHILIPPI PRIETOCARRIZOSA  
FERRERO DU & URIÁ

Pablo Santos Curo

Malena Sanz García  
GRUPO LATINGER

Victor Scarsi  
LUZ DEL SUR

Martin Serkovic  
ESTUDIO OLAECHEA,  
MEMBER OF LEX MUNDI

Hugo Silva  
RODRIGO, ELÍAS,  
MEDRANO ABOGADOS

José Francisco Silva  
EXPERIAN PERÚ SAC

Carla Sinchi  
PAYET, REY, CAUVI,  
PÉREZ ABOGADOS

Ruth de Lourdes Sipión  
Chunga  
RANSA COMERCIAL SA

Enrique Sebastián Soto Ruiz  
CONGRESO DE LA REPUBLICA

Jose Steck  
NPG ABOGADOS

Mónica Tambini Ávila  
NOTARIA TAMBINI

Carlos Tapia  
NPG ABOGADOS

Claudia Tejada  
BARRIOS & FUENTES  
ABOGADOS

Rolando León Tenicela  
TAX FORCE PERÚ SAC

Jonathan Thorne  
CASAHIERRO ABOGADOS

Angélica Torres  
SUNARP

John Trujillo  
TRUST CARGO CONSULTING

Arturo Tuesta  
PWC PERU

Walter Urteaga  
ANDINA FREIGHT

Jack Vainstein  
VAINSTEIN & INGENIEROS SA

Erick Valderrama  
RUSSELL BEDFORD  
PERU—MEMBER OF RUSSELL  
BEDFORD INTERNATIONAL

Mitchell Alex Valdiviezo  
Del Carpio  
RUBIO LEGUÍA NORMAND

Rafael Varela  
MAZARS PERU

Agustín Yrigoyen  
GARCÍA SAYÁN ABOGADOS

Fernando Zuzunaga  
ZUZUNAGA, ASSERETO &  
ZEGARRA ABOGADOS

## PHILIPPINES

CREDIT INFORMATION  
CORPORATION

ELECON CONSTRUCTION CORP.

Vincent Patrick A. Bayhon  
PUNO AND PUNO LAW OFFICES

Ernesto A. Camarillo Jr.  
LAND REGISTRATION  
AUTHORITY

Florydette Erica A. Cuares  
BUREAU OF INTERNAL REVENUE

Go Abigail  
SIGUION REYNA MONTECILLO  
& ONGSIAKO

Juan Paolo Agbayani  
MARTINEZ VERGARA  
GONZALEZ & SERRANO

Ma. Carmen Agcaoili-Orena  
AGCAOILI & ASSOCIATES

Arveen Agunday  
CASTILLO LAMAN TAN  
PANTALEON & SAN JOSE

Marilyn C. Alberto  
KINTETSU WORLD  
EXPRESS, INC.

Shirley Alinea  
MARTINEZ VERGARA  
GONZALEZ & SERRANO

Christine Antonio  
OCAMPO & SURALVO  
LAW OFFICES

Francis Avellana  
BAP CREDIT BUREAU, INC.

Gladis B. Gallaza  
AB GARCIA  
CONSTRUCTION INC.

Alex B. Runes  
MERALCO

Jane B. Baldemora  
ELECTRONIC COURT  
ADMINISTRATION OF  
THE PHILIPPINES

Melvelyn S. Barrozo  
CARPO LAW AND ASSOCIATES

Jose Bautista  
SOCIAL SECURITY  
SYSTEM PHILIPPINES

Jose B. Bautista  
REPUBLIC OF THE PHILIPPINES  
SOCIAL SECURITY SYSTEM

Merope Bautista  
TRADECON TRADING  
& CONSTRUCTION

Samuel C. Bautista  
ACADEMY OF DEVELOPMENTAL  
LOGISTICS—INTERNATIONAL  
NETWORK OF CUSTOMS  
UNIVERSITIES

Ma. Luisa Belen  
BUREAU OF INTERNAL REVENUE

Ronald Bernas  
QUISUMBING TORRES,  
MEMBER FIRM OF BAKER  
MCKENZIE INTERNATIONAL

Harvey A. Bilang  
SYCIP SALAZAR HERNANDEZ  
& GATMAITAN

Juan Arturo Iluminado  
Cagampang de Castro  
DE CASTRO & CAGAMPANG-  
DE CASTRO LAW FIRM

Renato Calma  
ORTEGA, BACORRO, ODULIO,  
CALMA & CARBONELL

Helena Rosales Calo  
PUNO & PUNO LAW OFFICES

Jeric Mar Calonge  
KPMG R.G. MANABAT & CO.

Rolando Calonzon  
RL CALONZO ELECTRICAL  
CONTRACTOR

Anna Carmi Calsado-Amoroso  
QUISUMBING TORRES,  
MEMBER FIRM OF BAKER  
MCKENZIE INTERNATIONAL

Ernesto Caluya Jr  
JIMENEZ GONZALES BELLO  
VALDEZ CALUYA & FERNANDEZ

Roselle Caraig  
ISLA LIPANA & CO.

Mia Carmela Imperial  
QUISUMBING TORRES,  
MEMBER FIRM OF BAKER  
MCKENZIE INTERNATIONAL

Jon Edmarc R. Castillo  
SYCIP SALAZAR HERNANDEZ  
& GATMAITAN

Nelia Castillo  
BUREAU OF INTERNAL REVENUE

Ramon Castro  
RAMON R. CASTRO JR.  
ELECTRICAL CONTRACTOR  
AND CONSTRUCTION

Theodore Chan  
KPMG R.G. MANABAT & CO.

Victor Cheng

Ria Danielle Ching  
KPMG R.G. MANABAT & CO.

Kenneth L. Chua  
QUISUMBING TORRES,  
MEMBER FIRM OF BAKER  
MCKENZIE INTERNATIONAL

Yvette Chua  
ROMULO, MABANTA,  
BUENAVENTURA, SAYOC  
& DE LOS ANGELES,  
MEMBER OF LEX MUNDI

Alexis Cimagala  
QUISUMBING TORRES,  
MEMBER FIRM OF BAKER  
MCKENZIE INTERNATIONAL

Thomas John Thaddeus de  
Castro  
AGCAOILI & ASSOCIATES

Karren Mae de Chavez  
SYCIP SALAZAR HERNANDEZ  
& GATMAITAN

Emerico O. de Guzman  
ANGARA ABELLO CONCEPCION  
REGALA & CRUZ LAW  
OFFICES (ACCRALAW)

Anthony Dee  
SYCIP SALAZAR HERNANDEZ  
& GATMAITAN

Corazon Del Castillo  
SIGUION REYNA MONTECILLO  
& ONGSIAKO

Rafael del Rosario  
ROMULO, MABANTA,  
BUENAVENTURA, SAYOC  
& DE LOS ANGELES,  
MEMBER OF LEX MUNDI

Aimee Rose dela Cruz  
ISLA LIPANA & CO.

Kenny Diokno  
QUEZON CITY DEPARTMENT  
OF THE BUILDING OFFICIAL

Joachim Alfonso Dompoy  
SYCIP SALAZAR HERNANDEZ  
& GATMAITAN

Winston Esguerra  
JIMENEZ GONZALES BELLO  
VALDEZ CALUYA & FERNANDEZ

Manuel Fernando  
EMAN ELECTRICAL SERVICES

Pablito Lito Freo  
POWERLOOPS

Sonny R. Freo  
POWERLOOPS

Gilberto Gallos  
ANGARA ABELLO CONCEPCION  
REGALA & CRUZ LAW  
OFFICES (ACCRALAW)

Arnelito Garcia  
AB GARCIA  
CONSTRUCTION INC.

Geraldine S. Garcia  
FOLLOSCO MORALLOS  
& HERCE

Vicente Gerochi IV  
SYCIP SALAZAR HERNANDEZ  
& GATMAITAN

Ma. Cecilia Gironella  
GIRONELLA LAW OFFICE

Carlo Miguel Romeo S. Go  
SYCIP SALAZAR HERNANDEZ  
& GATMAITAN

Annabelle Gollon  
HYPERVOLT

Alfredo Gomez  
AYG ELECTRICAL CONTRACTOR

Francisco Gonzalez Jr.  
SOCIETY OF PHILIPPINE  
ELECTRICAL CONTRACTORS  
AND SUPPLIERS (SPECS)

Arvin Philip Gotladera  
LOCAL GOVERNMENT  
OF QUEZON CITY

Isabel Guidote  
SYCIP SALAZAR HERNANDEZ  
& GATMAITAN

Judy Hao  
ANGARA ABELLO CONCEPCION  
REGALA & CRUZ LAW  
OFFICES (ACCRALAW)

Tadeo F. Hilado  
ANGARA ABELLO CONCEPCION  
REGALA & CRUZ LAW  
OFFICES (ACCRALAW)

Nancy Joan M. Javier  
JAVIER LAW

Justin Vincent La Chica  
ROMULO, MABANTA,  
BUENAVENTURA, SAYOC  
& DE LOS ANGELES,  
MEMBER OF LEX MUNDI

Carina Laforteza  
SYCIP SALAZAR HERNANDEZ  
& GATMAITAN

Fredieric Landicho  
NAVARRO AMPER & CO.

Hiyasmin Lapitan  
SYCIP SALAZAR HERNANDEZ  
& GATMAITAN

Everlene Lee  
ANGARA ABELLO CONCEPCION  
REGALA & CRUZ LAW  
OFFICES (ACCRALAW)

Jeva Lee  
AB GARCIA  
CONSTRUCTION INC.

Francisco Ed. Lim  
ANGARA ABELLO CONCEPCION  
REGALA & CRUZ LAW  
OFFICES (ACCRALAW)

Francis Lopez  
INTERCOMMERCE  
NETWORK SERVICES

Roane Alfredo Lopez  
ORTEGA, BACORRO, ODULIO,  
CALMA & CARBONELL

Orlando Lustre  
O.C. LUSTRE ELECTRICAL  
CONTRACTOR

Herbert M. Bautista  
LOCAL GOVERNMENT  
OF QUEZON CITY

Cecilia M. Tuazon  
PUNO AND PUNO LAW OFFICES

Bienvenido Marquez  
QUISUMBING TORRES,  
MEMBER FIRM OF BAKER  
MCKENZIE INTERNATIONAL

Jadelee I. Marquez  
ELECTRONIC COURT  
ADMINISTRATION OF  
THE PHILIPPINES

Hector A. Martinez  
PLATON, MARTINEZ FLORES  
SAN PEDRO & LEAÑO

Enrique J. Mendoza  
ROMULO, MABANTA,  
BUENAVENTURA, SAYOC  
& DE LOS ANGELES,  
MEMBER OF LEX MUNDI

TJ (Timothy Joseph) Mendoza  
QUISUMBING TORRES,  
MEMBER FIRM OF BAKER  
MCKENZIE INTERNATIONAL

Maria Teresa Mercado-Ferrer  
SYCIP SALAZAR HERNANDEZ  
& GATMAITAN

Jose Salvador Mirasol  
ROMULO, MABANTA,  
BUENAVENTURA, SAYOC  
& DE LOS ANGELES,  
MEMBER OF LEX MUNDI

Jesuito G. Morillos  
FOLLOSCO MORALLOS  
& HERCE

Ferdinand A. Nague  
NAGUE MALIC MAGNAWA  
& ASSOCIATES—  
CUSTOMS BROKERS

Gregorio S. Navarro  
NAVARRO AMPER & CO.

Jomini C. Nazareno  
ROMULO, MABANTA,  
BUENAVENTURA, SAYOC  
& DE LOS ANGELES,  
MEMBER OF LEX MUNDI

Perpetua Calliope Ngo  
MARTINEZ VERGARA  
GONZALEZ & SERRANO

Harold Ocampo  
ISLA LIPANA & CO.

Jude Ocampo  
OCAMPO & SURALVO  
LAW OFFICES

Karen Ocampo  
OCAMPO & SURALVO  
LAW OFFICES



Rechilda Oquias  
BUREAU OF CUSTOMS

Ronald Ortile  
LAND REGISTRATION  
AUTHORITY

Maria Christina Ortua  
SYCIP SALAZAR HERNANDEZ  
& GATMAITAN

Mary Jean Pacheco  
DEPARTMENT OF TRADE  
AND INDUSTRY

Ma. Milagros Padernal  
UY SINGSON ABELLA & CO.

Nicanor N. Padilla  
SIGUION REYNA MONTECILLO  
& ONGSIAKO

Benedicto Panigbatan  
SYCIP SALAZAR HERNANDEZ  
& GATMAITAN

Ma. Patricia Paz  
SYCIP SALAZAR HERNANDEZ  
& GATMAITAN

John Philippos Reposo  
JIMENEZ GONZALES BELLO  
VALDEZ CALUYA & FERNANDEZ

Maria Pilar Piliars-Gutierrez  
CASTILLO LAMAN TAN  
PANTALEON & SAN JOSE

Maybellyn Pinpin-Malayo  
ISLA LIPANA & CO.

Des Politado-Aclan  
P&A GRANT THORNTON

Renato Santiago Puno  
QUASHA ANCHETA  
PENA & NOLASCO

Revelino Rabaja  
ISLA LIPANA & CO.

Elaine Patricia S.  
Reyes-Rodolfo  
ANGARA ABELLO CONCEPCION  
REGALA & CRUZ LAW  
OFFICES (ACCRALAW)

Dante Ricarte  
UY SINGSON ABELLA & CO.

Leandro Ben Robediso  
KPMG R.G. MANABAT & CO.

Jacqueline Romero-Laurel  
ROMULO, MABANTA,  
BUENAVENTURA, SAYOC  
& DE LOS ANGELES,  
MEMBER OF LEX MUNDI

Ricardo J. Romulo  
ROMULO, MABANTA,  
BUENAVENTURA, SAYOC  
& DE LOS ANGELES,  
MEMBER OF LEX MUNDI

Eleanor Roque  
P&A GRANT THORNTON

Renz Jeffrey A. Ruiz  
SYCIP SALAZAR HERNANDEZ  
& GATMAITAN

Patrick Henry D. Salazar  
QUISUMBING TORRES,  
MEMBER FIRM OF BAKER  
MCKENZIE INTERNATIONAL

Wilfrido Santiago  
COMPUSCAN GLOBAL

Cesar Santos  
BAP CREDIT BUREAU, INC.

Nikko Emmanuel Silva  
SYCIP SALAZAR HERNANDEZ  
& GATMAITAN

Erlinda Simple  
BUREAU OF INTERNAL REVENUE

Neil Sison  
SISON CORILLO PARONE & CO.

Manilyn Rose Sotelo  
ISLA LIPANA & CO.

Erdan Suero  
Cristina Suralvo  
OCAMPO & SURALVO  
LAW OFFICES

Shennan Sy  
KALAW SY VIDA  
SELVA & CAMPOS

Jeffrey Tacio  
BUREAU OF CUSTOMS

Pacifico Rolando Tacub  
BUREAU OF CUSTOMS

Jaime R. Tapay  
JR TAPAY CONSTRUCTION

Doris P. Torres  
STAMM INTERNATIONAL, INC.

Diana Jean M. Tuazon  
CARPO LAW AND ASSOCIATES

Bernard Joseph Tumaru  
ANGARA ABELLO CONCEPCION  
REGALA & CRUZ LAW  
OFFICES (ACCRALAW)

Mariza Uy  
BUREAU OF INTERNAL REVENUE

Denise Anne V. Sales  
ROMULO, MABANTA,  
BUENAVENTURA, SAYOC  
& DE LOS ANGELES,  
MEMBER OF LEX MUNDI

Charles Veloso  
QUISUMBING TORRES,  
MEMBER FIRM OF BAKER  
MCKENZIE INTERNATIONAL

Priscela Verzonilla  
LOCAL GOVERNMENT  
OF QUEZON CITY

Normita Villaruz  
VILLARUZ, VILLARUZ  
AND CO. CPAS

Donabel Villegas  
ISLA LIPANA & CO.

Chiu Ying Wong

Albert Vincent Yu Chang  
GATMAYTAN YAP  
PATACIL GUTIERREZ &  
PROTACIO (C&G LAW)

Oliver S. Yuan  
YUAN & ASSOCIATES  
LAW FIRM

Redentor C. Zapata  
QUASHA ANCHETA  
PENA & NOLASCO

Gil Roberto Zerrudo  
QUISUMBING TORRES,  
MEMBER FIRM OF BAKER  
MCKENZIE INTERNATIONAL

## POLAND

ECE PROJEKTMANAGEMENT  
POLSKA SP. Z O.O.

ENERGY REGULATORY OFFICE

Wojciech Andrzejewski  
KANCELARIA PRAWNA PISZCZ,  
NOREK I WSPOLNICY SP.K.

Marcin Baçal  
CDZ LEGAL ADVISORS

Tomasz Baranczyk  
PWC POLAND

Michał Barłowski  
WARDYNSKI & PARTNERS

Justyna Bartnik  
MORAWSKI & PARTNERS  
LAW FIRM

Paulina Blukacz  
MINISTRY OF FINANCE

Joanna Bugajska  
JAMP

Łukasz Chruściel  
RACZKOWSKI PARUCH LAW  
FIRM IUS LABORIS POLAND  
GLOBAL HR LAWYERS

Karolina Czapska  
RACZKOWSKI PARUCH LAW  
FIRM IUS LABORIS POLAND  
GLOBAL HR LAWYERS

Magdalena Czarnecka  
DLA PIPER WIATER SP.K.

Dariusz Dąbrowski  
REGIONAL COMMERCIAL  
COURT

Michał Dąbrowski  
MINISTRY OF JUSTICE

Aleksandra Danielewicz  
DLA PIPER WIATER SP.K.

Andrzej Drnowski  
RUSSELL BEDFORD POLAND SP.  
Z O.O.—MEMBER OF RUSSELL  
BEDFORD INTERNATIONAL

Bartosz Draniewicz  
KANCELARIA PRAWA  
GOSPODARCZEGO I  
EKOLOGICZNEGO DR  
BARTOSZ DRANIEWICZ

Edyta Dubikowska  
SQUIRE PATTON BOGGS

Patryk Filipiak  
FLIPIAKBABICZ LEGAL,  
ZIMMERMAN FLIPIAK  
RESTRUKTURYZACJA SA

Marek Gajowczyk  
ENERGOMIX

Maciej Geromin  
KRÓLIKOWSKI | MARCZUK  
| GEROMIN

Jacek Gizinski  
DLA PIPER WIATER SP.K.

Michał Gliński  
WARDYNSKI & PARTNERS

Rafał Godlewski  
WARDYNSKI & PARTNERS

Bartosz Groele  
TOMASIK, PAKOSIEWICZ,  
GROELE ADWOKACI I  
RADCOWIE PRAWNI SP.P.

Andrzej Grześkiewicz  
GRIDNET

Małgorzata Herda  
WHITE & CASE M. STUDNIAREK  
I WSPOLNICY—KANCELARIA  
PRAWNA SP.K.

Marcin Hołówka  
KANCELARIA ADWOKATA  
MARCINA HOŁÓWKI

Michał Jadwisiak  
WHITE & CASE M. STUDNIAREK  
I WSPOLNICY—KANCELARIA  
PRAWNA SP.K.

Jakub Jędrzejak  
WKB WIERCIŃSKI  
KWIECIŃSKI BAEHR

Magdalena Kalińska  
WKB WIERCIŃSKI  
KWIECIŃSKI BAEHR

Mateusz Kaliński  
KANCELARIA PRAWA  
RESTRUKTURYZACYJNEGO I  
UPADŁOŚCIOWEGO TATARA  
I WSPOLPRACOWNICY

Karolina Kalucka  
DLA PIPER WIATER SP.K.

Aleksandra Kaminska  
DENTONS

Tomasz Kański  
SOŁTYSIŃSKI KAWECKI  
& SZŁEZAK

Iwona Karasek-Wojciechowicz  
KARASEK & WEJMAN  
LAW FIRM

Igor Kondratowicz  
CMS CAMERON MCKENNA

Błażej Korczak  
MINISTRY OF INFRASTRUCTURE  
AND CONSTRUCTION

Tomasz Korf  
THE Odra-VISTULA FLOOD  
MANAGEMENT PROJECT  
COORDINATION UNIT

Jacek Korzeniewski  
BAKER MCKENZIE

Anna Krzanicka-Burda  
DLA PIPER WIATER SP.K.

Michał Kuratowski  
DLA PIPER WIATER SP.K.

Iga Kwasny  
MOORE STEPHENS CENTRAL  
AUDIT SP. Z O.O.

Ewa Łachowska-Brol  
WIERZBOWSKI EVERSHERDS  
SUTHERLAND SP.K., MEMBER  
OF EVERSHERDS SUTHERLAND  
(EUROPE) LIMITED

Wojciech Langowski  
MILLER CANFIELD

Katarzyna Lawinska  
BAKER MCKENZIE

Monika Leszko  
DLA PIPER WIATER SP.K.

Konrad Piotr Lewandowski  
MAURICE WARD &  
CO. SP. Z O.O.

Agnieszka Lisiecka  
WARDYNSKI & PARTNERS

Tomasz Listwan  
MOORE STEPHENS CENTRAL  
AUDIT SP. Z O.O.

Paweł Ludwiniak  
ELTECH

Konrad Marciniuk  
MILLER CANFIELD

Marta Marczak  
KANCELARIA ADWOKATA  
MARCINA HOŁÓWKI

Adam Marszałek  
DLA PIPER WIATER SP.K.

Radosław Maruszkiewicz  
DLA PIPER WIATER SP.K.

Paweł Meus  
GIDE LOYRETTE NOUËL  
POLAND WARSAW

Tomasz Michalik  
MDDP MICHAŁIK DŁUSKA  
DZIEDZIC I PARTNERZY

Anna Miernik  
CLIFFORD CHANCE

Adriana Mikołajczyk  
KAMINSKI & PARTNERS  
KANCELARIA PRAWNICZA SP. K.

Tomasz Milewski  
MILLER CANFIELD

Justyna Młodziaowska  
SOŁTYSIŃSKI KAWECKI  
& SZŁEZAK

Joanna Młot  
CMS CAMERON MCKENNA

Marcin Moj  
KANCELARIA ADWOKATA  
MARCINA HOŁÓWKI

Adam Morawski  
MORAWSKI & PARTNERS  
LAW FIRM

Grzegorz Namiotkiewicz  
CLIFFORD CHANCE

Michał Niemirowicz-Szczytt  
LEX IU VAT KANCELARIA  
RADCY PRAWNEGO MICHAŁ  
NIEMIROWICZ-SZCZYTT

Bogdan Nowak  
THE Odra-VISTULA FLOOD  
MANAGEMENT PROJECT  
COORDINATION UNIT

Marcin Olechowski  
SOŁTYSIŃSKI KAWECKI  
& SZŁEZAK

Filip Opoka  
DLA PIPER WIATER SP.K.

Marta Osowska-Buba  
WHITE & CASE M. STUDNIAREK  
I WSPOLNICY—KANCELARIA  
PRAWNA SP.K.

Tomasz Ostrowski  
WHITE & CASE M. STUDNIAREK  
I WSPOLNICY—KANCELARIA  
PRAWNA SP.K.

Sławomir Paruch  
RACZKOWSKI PARUCH LAW  
FIRM IUS LABORIS POLAND  
GLOBAL HR LAWYERS

Miroslav Paszczyk  
THE Odra-VISTULA FLOOD  
MANAGEMENT PROJECT  
COORDINATION UNIT

Krzysztof Pawlak  
SOŁTYSIŃSKI KAWECKI  
& SZŁEZAK

Szymon Piechowiak  
MINISTRY OF INFRASTRUCTURE  
AND CONSTRUCTION

Jan Pierzgałski  
SOŁTYSIŃSKI KAWECKI  
& SZŁEZAK

Małgorzata Pietrzak-Paciorek  
BAKER MCKENZIE

Edyta Prociak  
SOŁTYSIŃSKI KAWECKI  
& SZŁEZAK

Mariusz Purgał  
TOMASIK, PAKOSIEWICZ,  
GROELE ADWOKACI I  
RADCOWIE PRAWNI SP.P.

Anna Ratajczyk-Salamacha  
GIDE LOYRETTE NOUËL  
POLAND WARSAW

Radosław Rudnik  
CDZ LEGAL ADVISORS

Michał Rusin  
DLA PIPER WIATER SP.K.

Szymon Sakowski  
DLA PIPER WIATER SP.K.

Marek Sawicki  
DLA PIPER WIATER SP.K.

Piotr Siciński  
PIOTR SICIŃSKI NOTARY

Karol Skibniewski  
SOŁTYSIŃSKI KAWECKI  
& SZŁEZAK

Jarosław Sosnowski  
MINISTRY OF INFRASTRUCTURE  
AND CONSTRUCTION

Maciej Stepien  
PWC POLAND

Ewelina Stobiecka  
TAYLOR WESSING

Michał Suska  
ENERGOMIX

Filip Świtała  
MINISTRY OF FINANCE  
Leonart Szanajca-Kossakowski  
DLA PIPER WIATER SP.K.

Emil Szczepanik  
MINISTRY OF JUSTICE  
Łukasz Szegda  
WARDYŃSKI & PARTNERS

Karol Tatała  
KANCELARIA PRAWA  
RESTRUKTURYZACYJNEGO I  
UPADŁOSCIOWEGO TATARA  
I WSPÓŁPRACOWNICY

Dariusz Tokarczuk  
GIDE LOYRETTE NOEL  
POLAND WARSAW

Mateusz Tusznio  
WARDYŃSKI & PARTNERS

Maciej Urbaniak  
MINISTRY OF INFRASTRUCTURE  
AND CONSTRUCTION

Dominika Wądrodzka  
BNT NEUPERT ZAMORSKA &  
ZAMORSKA PARTNERZY SP.J.

Emilia Waszkiewicz  
BAKER MCKENZIE

Wojciech Wątor  
CLIFFORD CHANCE

Cezary Wernic  
MINISTRY OF FINANCE

Sebastian Wiecek  
DENTONS

Anna Wietrzyńska-Ciołkowska  
DLA PIPER WIATER SP.K.

Jakub Wiewióra  
KAMIŃSKI & PARTNERS  
KANCELARIA PRAWNICZA SP. K.

Patrick Wilhelmsen  
KANCELARIA ADWOKATA  
MARCINA HOŁÓWKI

Anna Wojciechowska  
WKB WIERCIŃSKI  
KWIECIŃSKI BAEHR

Jakub Woliński  
BNT NEUPERT ZAMORSKA &  
ZAMORSKA PARTNERZY SP.J.

Steven Wood  
BLACKSTONES

Edyta Zalewska  
GIDE LOYRETTE NOEL  
POLAND WARSAW

Maciej Zalewski  
WHITE & CASE M. STUDIAREK  
I WSPÓLNICY—KANCELARIA  
PRAWNA SP.K.

Dariusz Zimnicki  
CDZ LEGAL ADVISORS

Agnieszka Ziółek  
CMS CAMERON MCKENNA

Katarzyna Zukowska  
WARDYŃSKI & PARTNERS

Krzysztof Żyto  
CDZ LEGAL ADVISORS

## PORTUGAL

Victor Abrantes  
INTERNATIONAL SALES AGENT

Maria Isabel Abreu  
POLYTECHNIC INSTITUTE  
OF BRAGANÇA

Francisco Vieira de Almeida  
MORAIS LEITÃO, GALVÃO  
TELES, SOARES DA SILVA  
& ASSOCIADOS, MEMBER  
OF LEX MUNDI

Bruno Andrade Alves  
PWC PORTUGAL

Igor Amarii  
MBS ADVOGADOS

Luís Antunes  
LUFTEC—TÉCNICAS  
ELÉCTRICAS LDA

Filipa Arantes Pedrosa  
MORAIS LEITÃO, GALVÃO  
TELES, SOARES DA SILVA  
& ASSOCIADOS, MEMBER  
OF LEX MUNDI

Miguel Azevedo  
GARRIGUES PORTUGAL  
SLP—SUCURSAL

João Banza  
PWC PORTUGAL

Manuel P. Barrocas  
BARROCAS ADVOGADOS

Jeanine Batalha Ferreira  
PWC PORTUGAL

Mark Bekker  
BEKKER LOGISTICA

Andreia Bento Simões  
MORAIS LEITÃO, GALVÃO  
TELES, SOARES DA SILVA  
& ASSOCIADOS, MEMBER  
OF LEX MUNDI

João Bettencourt da Camara  
CREDINFORMAÇÕES—EQUIFAX

Cristina Bogado Menezes  
RSA RAPOSO SUBTIL  
E ASSOCIADOS

Susana Caetano  
PWC PORTUGAL

Rui Capote  
PLEN—SOCIEDADE DE  
ADVOGADOS, RL

Fernando Cardoso da Cunha  
GALI MACEDO & ASSOCIADOS

João Carneiro  
MIRANDA & ASSOCIADOS

Isa Carvalho  
MBS ADVOGADOS

Rui Carvalho  
ABREU ADVOGADOS

Jaime Carvalho Esteves  
PWC PORTUGAL

Tiago Castanheira Marques  
ABREU ADVOGADOS

Vitor Coropos  
EDP DISTRIBUIÇÃO—  
ENERGIA, SA

Pedro Costa  
ERSE

Luís Dias  
BANCO DE PORTUGAL

João Duarte de Sousa  
GARRIGUES PORTUGAL  
SLP—SUCURSAL

Sara Ferraz Mendonça  
MORAIS LEITÃO, GALVÃO  
TELES, SOARES DA SILVA  
& ASSOCIADOS, MEMBER  
OF LEX MUNDI

Ana Luísa Ferreira  
ABREU ADVOGADOS

Rita Ferreira Lopes  
MORAIS LEITÃO, GALVÃO  
TELES, SOARES DA SILVA  
& ASSOCIADOS, MEMBER  
OF LEX MUNDI

Eduardo Fonseca  
PWC PORTUGAL

Joana Galvão Teles  
MORAIS LEITÃO GALVÃO  
TELES SOARES DA SILVA  
& ASSOCIADOS

Antonio Garcia  
BANCO DE PORTUGAL

Francisco Gomes  
PWC PORTUGAL

Jorge Salvador Gonçalves  
GARRIGUES PORTUGAL  
SLP—SUCURSAL

Carlos Guedes Vaz  
SGOC SOUSA GUEDES,  
OLIVEIRA COUTO &  
ASSOCIADOS, SOC.  
ADVOGADOS RL

Nuno Gundar da Cruz  
MORAIS LEITÃO, GALVÃO  
TELES, SOARES DA SILVA  
& ASSOCIADOS, MEMBER  
OF LEX MUNDI

Tiago Lemos  
PLEN—SOCIEDADE DE  
ADVOGADOS, RL

Bruno Lobato  
MOUTEIRA GUERREIRO,  
ROSA AMARAL &  
ASSOCIADOS—SOCIEDADE  
DE ADVOGADOS RL

Jorge Pedro Lopes  
POLYTECHNIC INSTITUTE  
OF BRAGANÇA

Helga Lopes Ribeiro  
MOUTEIRA GUERREIRO,  
ROSA AMARAL &  
ASSOCIADOS—SOCIEDADE  
DE ADVOGADOS RL

Tiago Gali Macedo  
GALI MACEDO & ASSOCIADOS

Ana Margarida Maia  
MIRANDA & ASSOCIADOS

Daniela Marques Marinho  
GALI MACEDO & ASSOCIADOS

Catarina Medeiros  
PWC PORTUGAL

Patricia Melo Gomes  
MORAIS LEITÃO, GALVÃO  
TELES, SOARES DA SILVA  
& ASSOCIADOS, MEMBER  
OF LEX MUNDI

Joaquim Luís Mendes  
GRANT THORNTON  
CONSULTORES LDA.

Andreia Morins  
PWC PORTUGAL

António Mouteira Guerreiro  
MOUTEIRA GUERREIRO,  
ROSA AMARAL &  
ASSOCIADOS—SOCIEDADE  
DE ADVOGADOS RL

Rita Nogueira Neto  
GARRIGUES PORTUGAL  
SLP—SUCURSAL

Catarina Nunes  
PWC PORTUGAL

Armando Palavras  
EDP DISTRIBUIÇÃO—  
ENERGIA, SA

Eduardo Paulino  
MORAIS LEITÃO, GALVÃO  
TELES, SOARES DA SILVA  
& ASSOCIADOS, MEMBER  
OF LEX MUNDI

Rui Peixoto Duarte  
ABREU ADVOGADOS

Eduardo Pereira  
PWC PORTUGAL

Fernando Pereira  
AUTORIDADE TRIBUTÁRIA  
E ADUANEIRA

Mónica Pimenta  
GARRIGUES PORTUGAL  
SLP—SUCURSAL

Pedro Catão Pinheiro  
GALI MACEDO & ASSOCIADOS

Isabel Pinheiro Torres  
ABREU ADVOGADOS

Acácio Pita Negrão  
PLEN—SOCIEDADE DE  
ADVOGADOS, RL

Margarida Ramalho  
ASSOCIAÇÃO DE EMPRESAS  
DE CONSTRUÇÃO, OBRAS  
PÚBLICAS E SERVIÇOS

Sara Reis  
MIRANDA & ASSOCIADOS

Maria João Ricou  
CUATRECASAS, GONÇALVES  
PEREIRA, RL (PORTUGAL)

Filomena Rosa  
INSTITUTO DOS REGISTOS  
E DO NOTARIADO

Maria do Ceu Santiago  
MBS ADVOGADOS

Filipe Santos Barata  
GÓMEZ-ACEBO & POMBO  
ABOGADOS, SLP SUCURSAL  
EM PORTUGAL

Cláudia Santos Malaquias  
MIRANDA & ASSOCIADOS

Ana Sofia Silva  
CUATRECASAS, GONÇALVES  
PEREIRA, RL (PORTUGAL)

Pedro Soares da Silva  
MORAIS LEITÃO, GALVÃO  
TELES, SOARES DA SILVA  
& ASSOCIADOS, MEMBER  
OF LEX MUNDI

Rui Silva  
PWC PORTUGAL

João Silva Pereira  
BARROCAS ADVOGADOS

Francisco Sousa Guedes  
SGOC SOUSA GUEDES,  
OLIVEIRA COUTO &  
ASSOCIADOS, SOC.  
ADVOGADOS RL

Carmo Sousa Machado  
ABREU ADVOGADOS

Adriano Squillacce  
URIA MENÉNDEZ—PROENÇA  
DE CARVALHO

Henrique Valente  
MIRANDA & ASSOCIADOS

Gonçalo Vaz Osório  
BIND SOCIEDADE DE  
ADVOGADOS

Ricardo Veloso  
RICARDO VELOSO &  
ADVOGADOS ASSOCIADOS

António Vicente Marques  
AVM ADVOGADOS

Diogo Vitorino Martins  
MOUTEIRA GUERREIRO,  
ROSA AMARAL &  
ASSOCIADOS—SOCIEDADE  
DE ADVOGADOS RL

## PUERTO RICO (U.S.)

AUTORIDAD DE  
ENERGÍA ELÉCTRICA

Alfredo Alvarez-Ibañez  
O'NEILL & BORGES LLC

Olga Angueira  
COLEGIO DE ARQUITECTOS  
Y ARQUITECTOS PAISAJISTAS  
DE PUERTO RICO

Hermann Bauer  
O'NEILL & BORGES LLC

Nicole Berio  
O'NEILL & BORGES LLC

Pedro Ortiz Bey  
BUFETE ORTIZ UBIÑAS  
& ALDAHONDO

Jorge Capó Matos  
O'NEILL & BORGES LLC

Vilna Cedano  
O'NEILL & BORGES LLC

Odemaris Chacon  
ESTRELLA LLC

Carla Diaz  
PWC PUERTO RICO

Francisco Dox  
GOLDMAN ANTONETTI  
& CORDOVA LLC

Alfonso Fernández  
IVY GROUP

Denisse Flores  
PWC PUERTO RICO

Carla Garcia  
O'NEILL & BORGES LLC

Ricardo Garcia-Negron  
MCCONNELL VALDÉS LLC

Nelson William González  
COLEGIO DE NOTARIOS  
DE PUERTO RICO

Pedro Janer  
CMA ARCHITECTS &  
ENGINEERS LLP

Antonio Molina  
PIETRANTONI MÉNDEZ  
& ALVAREZ LLC

Jose Armando Morales  
Rodríguez  
JAM CARGO SALES INC.

Jhansel Núñez  
ATTORNEY

Vírmarily Pacheco  
COLEGIO DE NOTARIOS  
DE PUERTO RICO

Jorge Peirats  
PIETRANTONI MÉNDEZ  
& ALVAREZ LLC

Diego R. Puello Álvarez  
MCCONNELL VALDÉS LLC

Marta Ramirez  
O'NEILL & BORGES LLC

Jesus Rivera  
BANCO POPULAR DE  
PUERTO RICO

Kenneth Rivera-Robles  
FPV & GALINDEZ CPAS,  
PSC—MEMBER OF RUSSELL  
BEDFORD INTERNATIONAL

Victor Rodriguez  
MULTITRANSPORT  
& MARINE CO.

Griselda Rodriguez Collado  
CENTRO JUDICIAL DE SAN JUAN

Antonio Roig  
O'NEILL & BORGES LLC

Edgardo Rosa  
FPV & GALINDEZ CPAS,  
PSC—MEMBER OF RUSSELL  
BEDFORD INTERNATIONAL

Jorge M. Ruiz Montilla  
MCCONNELL VALDÉS LLC



Eliot Santos  
COLEGIO DE ARQUITECTOS  
Y ARQUITECTOS PAISAJISTAS  
DE PUERTO RICO

Jaime Santos  
PIETRANTONI MÉNDEZ  
& ALVAREZ LLC

Tania Vazquez Maldonado  
BANCO POPULAR DE  
PUERTO RICO

Raúl Vidal y Sepúlveda  
OMNIA ECONOMIC  
SOLUTIONS LLC

Nayuan Zouairabani  
O'NEILL & BORGES LLC

## QATAR

MINISTRY OF ECONOMY  
AND COMMERCE

Sajedah Abu Farah  
BADRI AND SALIM EL  
MEOUCHI LAW FIRM,  
MEMBER OF INTERLEGES

Hani Al Naddaf  
AL TAMIMI & COMPANY IN  
ASSOCIATION WITH ADV.  
MOHAMMED AL MARRI

Abdulla Mohamed Al Naimi  
QATAR CREDIT BUREAU

Grace Alam  
BADRI AND SALIM EL  
MEOUCHI LAW FIRM,  
MEMBER OF INTERLEGES

Rashed Albuflasa  
NOBLE GLOBAL LOGISTICS

Farhat Ali  
PWC QATAR

Mohammad Alkhalifa  
MINISTRY OF JUSTICE

Maream Al-Mannai  
QATAR CREDIT BUREAU

Maitha Al-Naemi  
MINISTRY OF JUSTICE

Jassem AlShibani  
QATAR GENERAL ELECTRICITY  
AND WATER CORPORATION  
(KAHRAMAA)

Ahmed Al-Thani  
QATAR CREDIT BUREAU

Zied Alzobi  
MINISTRY OF JUSTICE

Jose Jason Arnedo  
NOBLE GLOBAL LOGISTICS

Amira Awad  
MINISTRY OF JUSTICE

Ayed Ayad  
QATAR CREDIT BUREAU

Imran Ayub  
KPMG QATAR

Nikka Badana  
PWC QATAR

Hatim Dalal  
NOBLE GLOBAL LOGISTICS

Michael Earley  
SULTAN AL-ABDULLA  
& PARTNERS

Ahmed Eljaale  
AL TAMIMI & COMPANY IN  
ASSOCIATION WITH ADV.  
MOHAMMED AL MARRI

Mohammed Fouad  
SULTAN AL-ABDULLA  
& PARTNERS

Ahmed Jaafir  
AL TAMIMI & COMPANY IN  
ASSOCIATION WITH ADV.  
MOHAMMED AL MARRI

Tamsyn Jones  
KPMG QATAR

Dani Kabbani  
EVERSHEDS

Upuli Kasthuriarachchi  
PWC QATAR

Pradeep Kumar  
DIAMOND SHIPPING SERVICES

Frank Lucente  
AL TAMIMI & COMPANY IN  
ASSOCIATION WITH ADV.  
MOHAMMED AL MARRI

Frank Lucinti  
AL TAMIMI & COMPANY IN  
ASSOCIATION WITH ADV.  
MOHAMMED AL MARRI

Seem Maleh  
AL TAMIMI & COMPANY IN  
ASSOCIATION WITH ADV.  
MOHAMMED AL MARRI

Julie Menhem  
EVERSHEDS

Ahmed Morsi  
FD CONSULT

Ahmed Tawfik Nassim  
AHMED TAWFIK & CO.  
CERTIFIED PUBLIC ACCOUNTANT

Neil O'Brien  
PWC QATAR

Ferdinand Ray Ona II  
NOBLE GLOBAL LOGISTICS

Michael Palmer  
SQUIRE PATTON  
BOGGS (MEA) LLP

Sony Pereira  
NATIONAL SHIPPING  
AND MARINE SERVICES  
COMPANY WLL

Paul Prescott  
PINSENT MASONS LLP

Lilia Sabbagh  
BADRI AND SALIM EL  
MEOUCHI LAW FIRM,  
MEMBER OF INTERLEGES

Mohamed Samy  
MINISTRY OF JUSTICE

Murad Sawalha  
AL TAMIMI & COMPANY IN  
ASSOCIATION WITH ADV.  
MOHAMMED AL MARRI

Zain Al Abdin Sharar  
QATAR INTERNATIONAL  
COURT AND DISPUTE  
RESOLUTION CENTRE

Ali Sophie  
TALAL ABU-GHAZALEH  
LEGAL (TAG-LEGAL)

## ROMANIA

Daniel Alexie  
MARAVELA & ASOCIAȚII

Cosmin Anghel  
CLIFFORD CHANCE BADEA SPRL

Mihai Anghel  
ȚUCA ZBĂRCEA & ASOCIAȚII

Gabriela Anton  
ȚUCA ZBĂRCEA & ASOCIAȚII

Raluca Diana Antonescu  
NESTOR NESTOR DICULESCU  
KINGSTON PETERSEN

Francesco Atanasio  
ENEL

Ioana Avram  
EVERSHEDS LINA & GUIA SCA

Cristina Badea  
NESTOR NESTOR DICULESCU  
KINGSTON PETERSEN

Anca Băitan  
MARAVELA & ASOCIAȚII

Georgiana Balan  
D&B DAVID ȘI BAIAS LAW FIRM

Florina Balanescu  
ENEL

Irina Elena Bănică  
POP & PARTNERS SCA  
ATTORNEYS-AT-LAW

Sorina Baroi  
MARAVELA & ASOCIAȚII

Monica Biciusca  
ANGHEL STABB & PARTNERS

Sebastian Boc  
WOLF THEISS

Maria Cambien  
PWC ROMANIA

George Căta  
MUȘAT & ASOCIAȚII

Ioana Cercel  
D&B DAVID ȘI BAIAS LAW FIRM

Marius Chelaru  
STOICA & ASOCIAȚII—  
SOCIETATE CIVILĂ DE AVOCAȚI

Teodor Chirvase

Razvan Constantinescu  
DENTONS EUROPE—TODOR  
SI ASOCIATII SPARL

Anamaria Corbescu  
DENTONS EUROPE—TODOR  
SI ASOCIATII SPARL

Tiberiu Csaki  
DENTONS EUROPE—TODOR  
SI ASOCIATII SPARL

Radu Damaschin  
NESTOR NESTOR DICULESCU  
KINGSTON PETERSEN

Anca Danilescu  
ZAMFIRESCU RACOȚI &  
PARTNERS ATTORNEYS-AT-LAW

Dan Dascalu  
D&B DAVID ȘI BAIAS LAW FIRM

Adrian Deaconu  
TAXHOUSE SRL

Luminița Dima  
NESTOR NESTOR DICULESCU  
KINGSTON PETERSEN

Rodica Dobre  
PWC ROMANIA

Monia Dobrescu  
MUȘAT & ASOCIAȚII

Mihai Dolhescu  
CLIFFORD CHANCE BADEA SPRL

Laura Adina Duca  
NESTOR NESTOR DICULESCU  
KINGSTON PETERSEN

Serban Epure  
BIRIOL DE CREDIT

Iulia Ferăstrău-Grigore  
JINGA & ASOCIAȚII

Adriana Gaspar  
NESTOR NESTOR DICULESCU  
KINGSTON PETERSEN

Oana Gavril  
ȚUCA ZBĂRCEA & ASOCIAȚII

Isabela Gheorghe  
DENTONS EUROPE—TODOR  
SI ASOCIATII SPARL

George Ghitu  
MUȘAT & ASOCIAȚII

Ciprian Glodeanu  
WOLF THEISS

Adina Grosu  
DENTONS EUROPE—TODOR  
SI ASOCIATII SPARL

Ana-Maria Hrituc  
PROTOPODESCU,  
PUSCAS SI ASOCIAȚII

Alexandra Ichim

Mihaela Ioja  
NESTOR NESTOR DICULESCU  
KINGSTON PETERSEN

Diana Emanuela Ispas  
NESTOR NESTOR DICULESCU  
KINGSTON PETERSEN

Andra Joacalesne  
ANGHEL STABB & PARTNERS

Cristian Lina  
EVERSHEDS LINA & GUIA SCA

Edita Lovin  
RETIRED JUDGE OF ROMANIAN  
SUPREME COURT OF JUSTICE

Ileana Lucian  
MUȘAT & ASOCIAȚII

Flavia Lungu  
NESTOR NESTOR DICULESCU  
KINGSTON PETERSEN

Smaranda Mandrescu  
POP & PARTNERS SCA  
ATTORNEYS-AT-LAW

Gelu Titus Maravela  
MARAVELA & ASOCIAȚII

Alexandra-Mikaela Măruțoiu  
NESTOR NESTOR DICULESCU  
KINGSTON PETERSEN

Neil McGregor  
MCGREGOR & PARTNERS SCA

Mirela Metea  
MARAVELA & ASOCIAȚII

Maria Cristina Metelet  
POP & PARTNERS SCA  
ATTORNEYS-AT-LAW

Cătălina Mihăilescu  
ȚUCA ZBĂRCEA & ASOCIAȚII

Mădălina Mihalcea  
ZAMFIRESCU RACOȚI &  
PARTNERS ATTORNEYS-AT-LAW

Stefan Mihartescu  
D&B DAVID ȘI BAIAS LAW FIRM

Mihaela Mitroi  
PWC ROMANIA

Cosmin Mocanu  
STRATULA MOCANU  
& ASOCIAȚII

Gabriela Muresan  
CLIFFORD CHANCE BADEA SPRL

Flaviu Nanu  
WOLF THEISS

Adriana Neagoe  
NATIONAL BANK OF ROMANIA

Manuela Marina Nestor  
NESTOR NESTOR DICULESCU  
KINGSTON PETERSEN

Theodor Catalin Nicolescu  
NICOLESU & PERIANU  
LAW FIRM

Raluca Niță  
MARAVELA & ASOCIAȚII

Raluca Onufreiciuc  
SĂVESCU & ASOCIAȚII

Andrei Ormenean  
MUȘAT & ASOCIAȚII

Alexandra Paduraru  
DRAKOPOULOS LAW FIRM

Bogdan Papandopol  
DENTONS EUROPE—TODOR  
SI ASOCIATII SPARL

Mircea Parvu  
SCPA PARVU SI ASOCIATII

Ovidiu-Theodor Pârnu  
SCPA PARVU SI ASOCIATII

Ada Pascu  
MARAVELA & ASOCIAȚII

Laurentiu Petre  
SĂVESCU & ASOCIAȚII

Alina Pintica  
ȚUCA ZBĂRCEA & ASOCIAȚII

Carolina Pletniuc  
EVERSHEDS LINA & GUIA SCA

Mihai Popa  
MUȘAT & ASOCIAȚII

Alina Elena Popescu  
MARAVELA & ASOCIAȚII

Iulian Popescu  
MUȘAT & ASOCIAȚII

Mariana Popescu  
NATIONAL BANK OF ROMANIA

Tiberiu Potyesz  
BITRANS LTD.

Olga Preda  
POP & PARTNERS SCA  
ATTORNEYS-AT-LAW

Laura Radu  
STOICA & ASOCIAȚII—  
SOCIETATE CIVILĂ DE AVOCAȚI

Magdalena Raducanu  
DENTONS EUROPE—TODOR  
SI ASOCIATII SPARL

Dana Rădulescu  
MARAVELA & ASOCIAȚII

Argentina Rafail  
DENTONS EUROPE—TODOR  
SI ASOCIATII SPARL

Corina Ricman  
CLIFFORD CHANCE BADEA SPRL

Alexandra-Elena Rimbu  
MARAVELA & ASOCIAȚII

Bogdan Riti  
MUȘAT & ASOCIAȚII

Ioan Roman  
MARAVELA & ASOCIAȚII

Angela Rosca  
TAXHOUSE SRL

Adrian Roseti  
DRAKOPOULOS LAW FIRM

Cristina Sandu  
TAXHOUSE SRL

Raluca Sanucean  
ȚUCA ZBĂRCEA & ASOCIAȚII

Andrei Săvescu  
SĂVESCU & ASOCIAȚII

Adina Mihaela Simion  
DENTONS EUROPE—TODOR  
SI ASOCIATII SPARL

Corina Simion  
PWC ROMANIA

Alina Solschi  
MUȘAT & ASOCIAȚII

Oana Soviani  
DENTONS EUROPE—TODOR  
SI ASOCIATII SPARL

David Stabb  
ANGHEL STABB & PARTNERS

Ionut Stancu  
NESTOR NESTOR DICULESCU  
KINGSTON PETERSEN

Ramona Stefan  
NESTOR NESTOR DICULESCU  
KINGSTON PETERSEN

Marie-Jeanne Stefanescu  
RATEN-CITON

Tania Stefanita  
TAXHOUSE SRL

Irina Stoicescu  
EVERSHEDS LINA & GUIA SCA

Sorin Corneliu Stratula  
STRATULA MOCANU  
& ASOCIATII

Felix Tapai  
MARAVELA & ASOCIATII

Diana Tătuлесcu  
NESTOR NESTOR DICULESCU  
KINGSTON PETERSEN

Amelia Teis  
D&B DAVID ȘI BAIAS LAW FIRM

Ciprian Timofte  
ȚUCA ZBĂRCEA & ASOCIATII

Anda Todor  
DENTONS EUROPE—TODOR  
ȘI ASOCIATII SPARL

Adela Topescu  
PWC ROMANIA

Madalina Trifan  
DENTONS EUROPE—TODOR  
ȘI ASOCIATII SPARL

Ada Țucă  
JINGA & ASOCIATII

Cristina Tutuianu  
PWC ROMANIA

Andrei Vartires  
DENTONS EUROPE—TODOR  
ȘI ASOCIATII SPARL

Cosmin Vasilescu  
DENTONS EUROPE—TODOR  
ȘI ASOCIATII SPARL

Anca Vatasoiu  
MUȘAT & ASOCIATII

Cristina Gabriela Vedel  
POP & PARTNERS SCA  
ATTORNEYS-AT-LAW

Luigi Vendrami  
DHL INTERNATIONAL ROMANIA

Daniel Nicolae Vinerean

Maria Vlad  
JINGA & ASOCIATII

Andrei Vlasin  
D&B DAVID ȘI BAIAS LAW FIRM

## RUSSIAN FEDERATION

ARCKITEKTURNAYA  
MASTERSKAYA MIRONOVA

FEDERAL CUSTOMS SERVICE

FEDERAL SERVICE FOR STATE  
REGISTRATION, CADASTER AND  
CARTOGRAPHY IN MOSCOW

FEDERAL SERVICE FOR STATE  
REGISTRATION, CADASTER  
AND CARTOGRAPHY  
IN ST. PETERSBURG

FORTE TAX & LAW LLC

SAINT PETERSBURG  
SUPPLY COMPANY

Andrei Afanasiev  
BAKER MCKENZIE

Anna Afanasyeva  
KHRENOV & PARTNERS

Teymur Akhundov  
ALRUD LAW FIRM

Vera Akimkina

Anton Aleksandrov  
MONASTYRSKY, ZYUBA,  
STEPANOV & PARTNERS

Aleksey Alekseevich Dobashin  
KROST CONSTRUCTION

Mikhail Alyabyev  
ART DE LEX

Anatoly E. Andriash  
NORTON ROSE FULBRIGHT  
(CENTRAL EUROPE) LLP

Alexandr Androssov  
MOSENERGOSBYT

Olga Anikina  
BAKER MCKENZIE

Mikhail Antonov  
ASPECTUM LAW FRIM

Evgeniy Arbutov  
ART DE LEX

David Arziani  
DECHERT LLP

Suren Avakov  
AVAKOV TARASOV  
& PARTNERS

Vladimir S. Averyanov  
LAW OFFICE OF  
AVERYANOV & OLENEV

Maksim Anatolyevich Bagel  
GARANT ENERGO

Stefan Bakh  
PUBLISHING HOUSE  
CUSTOMS TERMINALS

Tatiana Baklashova  
YUST LAW FIRM

Vladimir Barbolin  
CLIFFORD CHANCE

Polina Bardina  
PEPELIAEV GROUP

Marc Bartholomy  
CLIFFORD CHANCE

Maryana Batalova  
DECHERT LLP

Roman Belanov  
KHRENOV & PARTNERS

Evgenia Belokon  
NORTON ROSE FULBRIGHT  
(CENTRAL EUROPE) LLP

Kirill Belyakov  
ASPECTUM LAW FRIM

Victoria Belykh  
OKB—UNITED CREDIT BUREAU

Artem Berlin  
KACHKIN & PARTNERS

Dmitry Bessolitsyn  
PRICEWATERHOUSECOOPERS  
LEGAL

Nikita Beylin  
SQUIRE PATTON BOGGS  
MOSCOW LLC

Ekaterina Boeva  
ALRUD LAW FIRM

Sergey Bogatyev  
BEITEN BURKHARDT  
RECHTSANWÄLTE  
(ATTORNEYS-AT-LAW)

Ruslana Bogdanova  
FAKT

Andrey Bondarchuk  
COMMITTEE ON URBAN  
DEVELOPMENT AND  
ARCHITECTURE OF  
ST. PETERSBURG

Thomas Brand  
BRAND & PARTNER

Dmitry Bubly  
NOTARY DMITRY BUBLY

Anna Burdina  
KHRENOV & PARTNERS

Andrei Butsukin  
MINISTRY OF FINANCE

Maria Bykovskaya  
GIDE LOYRETTE NOUËL,  
MEMBER OF LEX MUNDI

Elena Chernevskaya

Dmitry Churin  
CAPITAL LEGAL SERVICES

Svetlana Dagadina  
CLIFF LEGAL SERVICES

Darya Degtyareva  
ALRUD LAW FIRM

Tatyana Dementyeva  
ARBITR LEGAL BUREAU

Yana Dianova  
GRATA INTERNATIONAL

Daniel Dmitriev  
ENERGIA LLC

Olga Duchenko  
KACHKIN & PARTNERS

Anastasia Dukhina  
CAPITAL LEGAL SERVICES

Pavel Dunaev  
DECHERT LLP

Anton Dzhuplin  
ALRUD LAW FIRM

Alexey Eliseenko  
KACHKIN & PARTNERS

Victoria Feleshtin  
LEVINE BRIDGE

Ilya Fomin  
GOLSBLAT BLP

Igor Gorokhov  
CAPITAL LEGAL SERVICES

Anton Grebennikov  
FWD LLC

Vladimir Grigoriyev  
COMMITTEE ON URBAN  
DEVELOPMENT AND  
ARCHITECTURE OF  
ST. PETERSBURG

Igor Gushev  
DUVERNOIX LEGAL

George Gutiev  
GOLSBLAT BLP

Roman Ibriyev  
MOESK

Eugene Isaev  
AWARA GROUP

Anton Isakov  
GOLSBLAT BLP

Andrey Ivanov  
KHRENOV & PARTNERS

Marya Ivoylova  
KHRENOV & PARTNERS

Anton Kabakov  
AWARA GROUP

Polina Kachkina  
KACHKIN & PARTNERS

Maxim Kalinin  
BAKER MCKENZIE

Nadezhda Karavanova  
DEPARTMENT OF URBAN  
PLANNING POLICY  
OF MOSCOW

Alexey Karchiomov  
EGOROV PUGINSKY  
AFANASIEV & PARTNERS

Denis Konstantinovich  
Karetkin  
LENAVIASNAB

Pavel Karpunin  
CAPITAL LEGAL SERVICES

Ekaterina Karunets  
BAKER MCKENZIE

Ivan Khaydurov  
HOUGH TROFIMOV  
& PARTNERS

Alexander Khretinin  
HERBERT SMITH  
FREEHILLS CIS LLP

Viktoria Kim  
HYUNDAI MOTOR  
MANUFACTURING RUS, LLC

Snezhana Kitaeva  
LENENERGO

Ilya Kokorin  
BUZKO & PARTNERS

Vitaly Kolesnikov  
FEDERAL TAX SERVICE OF  
THE RUSSIAN FEDERATION

Jeanna Kolesnikova  
PLESHAKOV, USHKALOV  
& PARTNERS

Vadim Kolomnikov  
DEBEVOISE & PLIMPTON LLP

Aleksey Konevsky  
PEPELIAEV GROUP

Alexander Korkin  
BAKER MCKENZIE

Alexandr Korneev  
PUBLIC JOINT STOCK  
COMPANY ROSSETI

Ivan Korolenko  
LEVINE BRIDGE

Sergey Korolev  
MONASTYRSKY, ZYUBA,  
STEPANOV & PARTNERS

Evgenia Korotkova  
DECHERT LLP

Anna Aleksandrovna  
Korshunova  
CISC BALTYSKAYA  
ZHEMCHUZHINA

Evgeniy Koshkarov  
ARIVIST

Igor Kostennikov  
YUST LAW FIRM

Yuri Kovalev  
VOSKHOD

Vadim Kovalyov  
CAPITAL LEGAL SERVICES

Alyona Kozyreva  
NORTON ROSE FULBRIGHT  
(CENTRAL EUROPE) LLP

Ekaterina Krylova  
MOSCOW INVESTORS  
ASSOCIATION

Elena Kukushkina  
BAKER MCKENZIE

Leonid Kulakov  
COMMITTEE ON URBAN  
DEVELOPMENT AND  
ARCHITECTURE OF  
ST. PETERSBURG

Yaroslav Kulik  
ART DE LEX

Maxim Kulkov  
KULKOV, KOLOTILOV &  
PARTNERS (KK&P)

Dmitry Kuptsov  
ALRUD LAW FIRM

Roman Viktorovich Kurzener  
APPROVAL CENTER

Sergei L. Lazarev  
RUSSIN & VECCHI

Ekaterina Lazorina  
PWC RUSSIA

Bogdan Lebed  
BUDMAKS CONSTRUCTION

Sergei Lee  
CASTRÉN & SNELLMAN  
INTERNATIONAL LTD.

Sergey Likhachev  
GOLSBLAT BLP

Yulia Litovtseva  
PEPELIAEV GROUP

Dmitry Lobachev  
KHRENOV & PARTNERS

Evgeny Lobanovsky  
ALRUD LAW FIRM

Maxim Losik  
CASTRÉN & SNELLMAN  
INTERNATIONAL LTD.

Oleg Lovtsov  
DENTONS

Stepan Lubavsky  
FINEC

Yulia Ludinova  
COMMITTEE ON URBAN  
DEVELOPMENT AND  
ARCHITECTURE OF  
ST. PETERSBURG

Sergey Lyadov  
TRANS BUSINESS

Aleksandr Lyuboserdov  
PROFESSIONAL LEGAL CENTER

Dmitry Magonya  
ART DE LEX

Alexei Yuriyevich Makarovskiy  
MOESK

Ivan Maksimov  
ASSOCIATION OF  
INSTITUTIONAL INVESTORS

Elena Malevich  
SQUIRE PATTON BOGGS  
MOSCOW LLC

Ekaterina Malinina  
KHRENOV & PARTNERS

Alisa Manaka  
MOESK

Oleg Matyash  
DENTONS

Ekaterina Mayorova  
ALRUD LAW FIRM

Vladimir Meleshin  
EXPRESS REGISTRATOR

Stanislav Mikhaylov  
HOLDING RBI

Ksenia Mikhaylova  
CLIFFORD CHANCE

Andrey Minaev  
KHRENOV & PARTNERS

Andrey Morozov  
ASSOCIATION OF  
INSTITUTIONAL INVESTORS

Michael Morozov  
KPMG RUSSIA

Sergey Morozov  
KHRENOV & PARTNERS

Natalya Morozova  
VINSON & ELKINS

Elena Nazarova  
SCHNEIDER GROUP

Kliment Nechaev  
CAPITAL LEGAL SERVICES

Dmitry Nekrestyanov  
*KACHKIN & PARTNERS*

Tatyana Neveeva  
*EGOROV PUGINSKY  
AFANASIEV & PARTNERS*

Alexey Nikitin  
*BORENIUS ATTORNEYS  
RUSSIA LTD.*

Gennady Odarich  
*PRICEWATERHOUSECOOPERS  
LEGAL*

Elena Odud  
*AWARA GROUP*

Elena Ogawa  
*LEVINE BRIDGE*

Irina Onikienko  
*CAPITAL LEGAL SERVICES*

Aleksey Overchuk  
*FEDERAL TAX SERVICE OF  
THE RUSSIAN FEDERATION*

Olga Pankova  
*BAKER MCKENZIE*

Larisa Peshekhonova  
*EGOROV PUGINSKY  
AFANASIEV & PARTNERS*

Irina Peskova  
*MOSENERGOSBYT*

Maya Petrova  
*BORENIUS ATTORNEYS  
RUSSIA LTD.*

Daniil Petrukh  
*CAPITAL LEGAL SERVICES*

Sergey Pikin  
*ENERGY DEVELOPMENT FUND*

Leonid Poloskov

Anna Ponomareva  
*GOLSLAT BLP*

Sergei Vladimirovich Popov  
*SKIV LLC*

Alexandr Pyatigor  
*MOESK*

Alexander Rostovsky  
*CASTREN & SNELLMAN  
INTERNATIONAL LTD.*

Alexander Rudyakov  
*YUST LAW FIRM*

Anna Rybalko  
*DELOITTE & TOUCHE CIS*

Gudisa Sakania  
*MOESK*

Kirill Saskov  
*KACHKIN & PARTNERS*

Ulf Schneider  
*SCHNEIDER GROUP*

Igor Semyonov  
*BUSINESS-INVESTPROM*

Lyubov Severinova  
*LENTORG*

Vladimir Shabanov  
*YIT SAINT-PETERSBURG JSC*

Anna Shalaginova  
*LSR NEDVIZHIMOST-C3*

Alexei Shcherbakov  
*TSDS GROUP OF COMPANIES*

Alexander Shevchuk  
*ASSOCIATION OF  
INSTITUTIONAL INVESTORS*

Aleksandra Shishova  
*NEKTOROV, SAVELIEV  
& PARTNERS*

Tatiana Shlenchakova  
*DECHERT LLP*

Dmitry Shunaev  
*HERBERT SMITH  
FREEHILLS CIS LLP*

Vitaly Silin  
*NEKTOROV, SAVELIEV  
& PARTNERS*

Vladimir Skrynnik  
*JUS PRIVATUM LAW FIRM*

Mihail Sergeevich Smolko  
*GSP GROUP*

Nikolay Solodovnikov  
*PEPELIAEV GROUP*

Julia Solomkina  
*LEVINE BRIDGE*

Ksenia Soloschenko  
*CASTREN & SNELLMAN  
INTERNATIONAL LTD.*

Elena Solovyeva  
*MOSCOW INVESTORS  
ASSOCIATION*

Denis Nikolaevich Sorokin

Sergey Sosnovsky  
*PEPELIAEV GROUP*

Armen Stepanian  
*OPEN LAW*

Timothy Stubbs  
*DENTONS*

Ilya Sukharnikov  
*EY VALUATION AND  
ADVISORY SERVICES LLC*

Andrey Sukhov  
*DEPARTMENT OF URBAN  
PLANNING POLICY  
OF MOSCOW*

Anna Sviridova  
*DENTONS*

Dmitry Tarasov  
*AVAKOV TARASOV  
& PARTNERS*

Ilya Tarbaev  
*ABZ-DORSTROY*

Tatiana Tereshchenko  
*PRIME ADVICE ST.  
PETERSBURG LAW OFFICE*

Vladlena Teryokhina  
*PRICEWATERHOUSECOOPERS  
LEGAL*

Evgeny Timofeev  
*GOLSLAT BLP*

Sergey A. Treshchev  
*SQUIRE PATTON BOGGS  
MOSCOW LLC*

Alexander Tsakoev  
*NORTON ROSE FULBRIGHT  
(CENTRAL EUROPE) LLP*

Liubov Tsvetkova  
*MOSCOW INVESTORS  
ASSOCIATION*

Arman Tumasyan  
*NEKTOROV, SAVELIEV  
& PARTNERS*

Alexandra Ulezko  
*KACHKIN & PARTNERS*

Vyacheslav Ushkalov  
*PLESHAKOV, USHKALOV  
& PARTNERS*

Artem Vasyutin  
*DELOITTE & TOUCHE CIS*

Inna Vavilova  
*PRIME ADVICE ST.  
PETERSBURG LAW OFFICE*

Stanislav Veselov  
*ALRUD LAW FIRM*

Dmitry Vlasov  
*KULKOV, KOLOTOLOV &  
PARTNERS (KK&P)*

Aleksei Volkov  
*NATIONAL BUREAU OF  
CREDIT HISTORIES*

Alexander Volynets  
*DENTONS*

Vilena Voronich  
*RUSSIN & VECCHI*

Elena Yakusheva  
*PLESHAKOV, USHKALOV  
& PARTNERS*

Andrey Yakushin  
*CENTRAL BANK OF RUSSIA*

Vadim Yudenkov  
*GEOTECHNIC LLC*

Sergey Yurlov  
*SQUIRE PATTON BOGGS  
MOSCOW LLC*

Vladislav Zabrodin  
*CAPITAL LEGAL SERVICES*

Roman Zaitsev  
*DENTONS*

Marina Zaykova  
*CLOSED STOCK COMPANY  
STS ENERGY*

Roman Zhavner  
*EGOROV PUGINSKY  
AFANASIEV & PARTNERS*

Evgeny Zhilin  
*YUST LAW FIRM*

Ekaterina Znamenskaya  
*NEKTOROV, SAVELIEV  
& PARTNERS*

## RWANDA

*BOLLORE AFRICA LOGISTICS*

*ETHOS ATTORNEYS  
& CONSULTANTS*

Nzeyimana Aaron  
*CMA-CGM RWANDA*

Ndaru Abdul  
*TRANSFRICA CONTAINER  
TRANSPORT LTD.*

Saleh Abdullah  
*HEALY CONSULTANTS  
GROUP PLC*

Angel Phionah Ampurire  
*TRUST LAW CHAMBERS*

Ray Amusengeri  
*PWC*

Alberto Basomingera  
*CABINET ZENITH LAW FIRM*

Louis de Gonzague  
*Mukerangabo  
ELECTRITE*

Kunal Fabiani

Paul Frobisher Mugambwa  
*PWC*

Patrick Gashagaza  
*GPO PARTNERS RWANDA*

Jean Havugimana  
*ECODESEF LTD.*

Auwany Iligira  
*RWANDA ENERGY UTILITY  
CORPORATION LIMITED*

Johnson Kabera  
*KIGALI ALLIED ADVOCATES*

Assiel Kamanzi  
*NOTARY PUBLIC*

Désiré Kamanzi  
*ENSAFRICA RWANDA*

Tushabe Karim  
*RWANDA DEVELOPMENT  
BOARD*

Eudes Kayumba  
*LANDMARK STUDIO*

Théophile Kazeneza  
*CABINET D'AVOCATS  
KAZENEZA*

Lewis Manzi Rugema  
*LAWYER*

Merard Mpabwanamaguru  
*CITY OF KIGALI—ONE STOP  
CENTER FOR CONSTRUCTION*

Elonie Mukandoli  
*NATIONAL BANK OF RWANDA*

Pascal Mutesa  
*RWANDA ENERGY UTILITY  
CORPORATION LIMITED*

Philippe Nahayo  
*MULINDI FACTORY  
COMPANY LIMITED*

Yannick Ngabonziza  
*RWANDA ENERGY UTILITY  
CORPORATION LIMITED*

Thierry Ngoga Gakuba  
*LEGAL LINE PARTNERS*

Grace Nishimwe  
*RWANDA LAND MANAGEMENT  
AND USE AUTHORITY,  
OFFICE OF THE REGISTRAR  
OF LAND TITLES*

Tite Niyibizi  
*INSTITUTE OF LEGAL PRACTICE  
AND DEVELOPMENT*

Issa Nkurunziza  
*NATIONAL AGRICULTURAL  
EXPORT DEVELOPMENT  
BOARD (NAEB)*

Martin Nkurunziza  
*GPO PARTNERS RWANDA*

Oreste Nshimiyimana  
*MULINDI FACTORY  
COMPANY LIMITED*

Jean Marie Ntakirutinka  
*ENSAFRICA RWANDA*

Pius Ntazinda  
*TRUST LAW CHAMBERS*

Christy Nyarwaya  
*PWC*

Dieudonne Nzafashwanayo  
*ENSAFRICA RWANDA*

Nelson Ogara  
*PWC*

Josue Penalosa Quispe  
*BRALIRWA LTD.*

Fred Rwihunda  
*RFM ENGINEERING LTD.*

Yves Sangano  
*K-SOLUTIONS AND PARTNERS*

Landry Subira  
*ENSAFRICA RWANDA*

Valence Tuyizere  
*RWANDA ENERGY UTILITY  
CORPORATION LIMITED*

Asante Twagira  
*ENSAFRICA RWANDA*

Maureen Wamahu  
*CREDIT REFERENCE  
BUREAU AFRICA LTD.*

Stephen Zawadi  
*MILLENNIUM LAW CHAMBERS*

## SAMOA

*BETHAM BROTHERS  
ENTERPRISES LTD.*

*LESA MA PENN*

*VAAI HOGUND &  
TAMATI LAW FIRM*

Fiona Ey  
*CLARKE EY KORIA LAWYERS*

Anthony Frazier

Taulapapa Brenda  
Heather-Latu  
*LATU LAWYERS*

Alatina Ioelu  
*SMALL BUSINESS  
ENTERPRISE CENTRE*

Fa'aolesa Katopau T. Ainu'u  
*MINISTRY OF JUSTICE &  
COURTS ADMINISTRATION*

Matafeo George Latu  
*LATU LAWYERS*

Tima Leavai  
*LEAVAI LAW*

Tuala Pat Leota  
*PUBLIC ACCOUNTANT*

Atuaiaute Misiapati  
*SMALL BUSINESS  
ENTERPRISE CENTRE*

Keilani Soloi  
*SOLOI SURVEY SERVICES*

Wilber Stewart  
*STEWART ARCHITECTURE*

Leiatua Tom Tinai  
*INSTITUTION OF PROFESSIONAL  
ENGINEERS SAMOA (IPES)*

Helen Uiese  
*MINISTRY OF COMMERCE,  
INDUSTRY AND LABOUR*

Lautimuia Afoa Ueese Vaa  
*SAMOA SHIPPING  
SERVICES LTD.*

## SAN MARINO

*CENTRAL BANK OF THE  
REPUBLIC OF SAN MARINO*

Simone Arcangeli  
*AVVOCATO E NOTAIO*

Renzo Balsimelli  
*UFFICIO URBANISTICA*

Gian Luca Belluzzi  
*STUDIO COMMERCIALE  
BELLUZZI*

Gianna Burgagni  
*STUDIO LEGALE E NOTARILE*

Cecilia Cardogna  
*STUDIO LEGALE E NOTARILE*

Vincent Cecchetti  
*CECCHETTI, ALBANI  
& ASSOCIATI*

Debora Cenni

Alberto Chezzi  
*STUDIO CHEZZI*

Marco Ciacci  
*BANCA AGRICOLA  
COMMERCIALE S.P.A.*

Alessandro de Mattia  
*AZIENDA AUTONOMA DI  
STATO PER I SERVIZI PUBBLICI*

Fabio Di Pasquale  
*STUDIO LEGALE DI  
PASQUALE AVV. FABIO*

Laura Ferretti  
*SEGRETERIA DI STATO  
INDUSTRIA ARTIGIANATO E  
COMMERCIO TRASPORTI E  
RICERCA—DIPARTIMENTO  
ECONOMIA*

Marcello Forcellini  
*STUDIO CHEZZI*

Simone Gatti  
WORLD LINE

Marina Giovagnoli  
STUDIO GIOVAGNOLI

Cinzia Guerretti  
WORLD LINE

Anna Maria Lonerfardini  
STUDIO LEGALE E  
NOTARILE LONERFARDINI

Lucia Mazza  
UFFICIO TECNICO DEL CATASTO

Daniela Mina

Gianluca Minguzzi  
ANTAQ PROGETTI S.P.A.

Emanuela Montanari  
BANCA AGRICOLA  
COMMERCIALE S.P.A.

Lorenzo Moretti  
STUDIO LEGALE E NOTARILE

Alfredo Nicolini  
LAWYER

Sara Pelliccioni  
STUDIO LEGALE E  
NOTARILE AVV. MATTEO  
MULARONI—N ASSOCIAZIONE  
CON BUSSOLETTI NUZZO  
& ASSOCIATI

Cesare Pisani  
TELECOM ITALIA SAN  
MARINO S.P.A.

Giuseppe Ragini  
STUDIO LEGALE E NOTARILE  
GIUSEPPE RAGINI

Daniela Reffi  
UFFICIO TECNICO DEL CATASTO

## SÃO TOMÉ AND PRÍNCIPE

AGER—AUTORIDADE  
GERAL DE REGULACAO

GUICHÉ ÚNICO PARA  
EMPRESAS

António de Barros A. Aguiar  
SOCOGESTA

Eudes Aguiar  
AGUIAR & PEDRONHO STUDIO

Carolina Almeida  
MIRANDA & ASSOCIADOS

Adelino Amado Pereira  
OADL & ASSOCIADOS,  
SOCIEDADE DE  
ADVOGADOS, RL

Luisenda Andrade  
DIRECÇÃO GERAL DAS  
ALFÂNDEGAS

Jeanine Batalha Ferreira  
PWC PORTUGAL

Lara Beirão  
CENTRAL BANK OF SÃO  
TOMÉ E PRÍNCIPE

Miris Botelho Bernardo  
TRIBUNAL DE 1ª INSTANCIA  
DE SAO TOMÉ (JUIZO CIVEL)

Paula Caldeira Dutschmann  
MIRANDA & ASSOCIADOS

Jaime Carvalho Esteves  
PWC PORTUGAL

Tânia Cascais  
MIRANDA & ASSOCIADOS

Inês Barbosa Cunha  
PWC PORTUGAL

Cláudia do Carmo Santos  
MIRANDA & ASSOCIADOS

Maria Figueiredo  
MIRANDA & ASSOCIADOS

Saul Fonseca  
MIRANDA & ASSOCIADOS

Abdulay Godinho  
DIRECÇÃO DOS REGISTOS E  
NOTARIADO DE SÃO TOMÉ

Filipa Gonçalves  
STP COUNSEL, MEMBER OF  
THE MIRANDA ALLIANCE

Pascoal Lima Dos Santos Daio  
LAWYER

Sofia Martins  
STP COUNSEL, MEMBER OF  
THE MIRANDA ALLIANCE

Herlander Rossi Medeiros  
DIRECÇÃO GERAL DOS  
REGISTROS E DO NOTARIADO

Virna Neves  
STP COUNSEL, MEMBER OF  
THE MIRANDA ALLIANCE

Ana Posser  
POSSER DA COSTA  
ADVOGADOS ASSOCIADOS

Hugo Rita  
TERRA FORMA

Leonor Rocha  
MIRANDA & ASSOCIADOS

Mário Teixeira  
CONSTROME

Manikson Trigueiros  
POSSER DA COSTA  
ADVOGADOS ASSOCIADOS

## SAUDI ARABIA

DELOITTE AND TOUCHE  
& CO.—CHARTERED  
ACCOUNTANTS

THE LAW FIRM OF HATEM  
ABBAS GHAZZAWI & CO.

SAUDI PORTS AUTHORITY

Saleh A. Al-Oufi  
TAQNIA

Fayyaz Ahmad  
JONES LANG LASALLE

Ahmad Ali Alobaishi  
MERAS

Looaye M. Al-Akkas  
VINSON & ELKINS

Naif Bader Al-Harbi  
UNIFIED REGISTRY—MINISTRY  
OF COMMERCE & INDUSTRY

Anas Akel  
MESHAL AL AKEEL LAW FIRM

Waleed Al Bassam  
ABDULELAH & IBRAHIM  
ABDULAZIZ ALMOUSA  
SON'S COMPANY

Fayez Al Debs  
PWC SAUDI ARABIA

Hassoun Al Hassoun  
THE LAW FIRM OF  
MEDHAT GAROUB

Naif Al Jbaly  
AL JBALY LAW FIRM

Mohammed Al Khliwi  
DIAZ, REUS & TARG, LLP

Faisal Al Otaibi  
THE LAW FIRM OF  
MEDHAT GAROUB

Tariq Al Sunaid  
KPMG

Sulaiman Al Tuwaijri  
SAUDI ARABIAN GENERAL  
INVESTMENT AUTHORITY

Khalid Al-Abdulkareem  
CLIFFORD CHANCE

Gihad Al-Amri  
DR. MOHAMED  
AL-AMRI & CO.

Khalid Alaraj  
SAUDI ARABIA CUSTOMS

Nizar Al-Awwad  
SAUDI CREDIT  
BUREAU—SIMAH

Mohammed Aldakan  
SAUDI ARABIA CUSTOMS

Saad Al-Dileym  
CLIFFORD CHANCE

Eisa Aleisa  
SAUDI ARABIA CUSTOMS

Abdullah Al-Hagbani  
PETROCHEMICAL  
MANUFACTURERS  
COMMITTEE (PMC)

Mansour Alhaidary

Hesham Al-Homoud  
AL TAMIIMI & COMPANY  
ADVOCATES & LEGAL  
CONSULTANTS

Omar AlHoshan  
ALHOSHAN CPAS &  
CONSULTANTS—MEMBER  
OF RUSSELL BEDFORD  
INTERNATIONAL

Ahmad Alkassem  
TALAL ABU-GHAZALEH  
LEGAL (TAG-LEGAL)

Mohammed Alkhliwi  
DIAZ REUS

Aiman Meqham Almeqham  
AL-MEQHAM CERTIFIED  
PUBLIC ACCOUNTANTS

Rami Ibrahim Alnajjar  
UNIFIED REGISTRY—MINISTRY  
OF COMMERCE & INDUSTRY

Naif I. Alnammi  
SAUDI ARABIA CUSTOMS

Ayedh Al-Otaibi  
SAUDI ARABIAN GENERAL  
INVESTMENT AUTHORITY

Sultan Alqudiri  
SAUDI CREDIT  
BUREAU—SIMAH

Yousef AlRashdan

Omar Alrasheed  
OMAR ALRASHEED &  
PARTNERS LAW FIRM

Waleed Khaled AlRudaian  
SAUDI ARABIAN GENERAL  
INVESTMENT AUTHORITY

Ahmad Alsadhan  
CLIFFORD CHANCE

Khaled A. Al-Sarra  
SAUDI AKNAN CONSULTANTS

Anwaar Alshammari  
SHEARMAN & STERLING LLP

Abdulmohsen Alshenifi  
SAUDI ARABIA CUSTOMS

Wisam AlSindi  
ALSINDI LAW FIRM

Abdullah Alsowayan  
SAUDI ARABIAN  
MONETARY AGENCY

Badr Fahad AlSudairi  
BFS ARCHITECTS

Omar Alzamil  
ABDULLAH ALZAMIL  
CONTRACTING

Lamisse Bajunaid  
ALSINDI LAW FIRM

John Balouziyeh  
DENTONS

Nouf Bannan  
ALSINDI LAW FIRM

Nada Bashammakh  
ALSINDI LAW FIRM

Mohammed Bashraheel

Ihsan Bu Hulaiga  
JOATHA CONSULTING

Hanan Eesa  
DENTONS

Ahmad Garoub  
THE LAW FIRM OF  
MEDHAT GAROUB

Majed Mohammed Garoub  
LAW FIRM OF MAJED  
M. GAROUB

Medhat Garoub  
THE LAW FIRM OF  
MEDHAT GAROUB

Abdullah Habardi  
ABDULLAH HABARDI OFFICE OF  
LAWYERS AND CONSULTANTS

Fehem Hashmi  
CLIFFORD CHANCE

Chadi F. Hourani  
HOURANI & ASSOCIATES

Vijeesh M.K.  
ARABCO LOGISTICS

Zaid Mahayni  
SEDCO HOLDING

Mohammed Majed AlQahtani  
UNIFIED REGISTRY—MINISTRY  
OF COMMERCE & INDUSTRY

Tahir Malik  
DB SCHENKER SAUDI ARABIA

Humaid Mudhaffr  
SAUDI CREDIT  
BUREAU—SIMAH

Reed Runnells  
OMAR ALRASHEED &  
PARTNERS LAW FIRM

Faisal Saad Al-Bedah  
SAUDI ARABIA CUSTOMS

Muhammad Anum Saleem  
EVERSHEDS SUTHERLAND

Jawad Shabir  
KPMG

Arvind Sinha  
RCS PVT. LTD. BUSINESS  
ADVISORS GROUP

Mohammed Yaghmour  
PWC SAUDI ARABIA

Abdul Aziz Zaibag  
ALZAIBAG CONSULTANTS

## SENEGAL

BCEAO

CREDITINFO VOLO

FALL & PARTNERS

ONAS

SENELEC

Baba Aly Barro  
PRICEWATERHOUSECOOPERS  
TAX & LEGAL SA

Ahmed Tidiane Ba  
GENI & KEBE

Mamadou Berthe  
ATELIER D'ARCHITECTURE

Alassane Boye  
CENTRE DE GESTION  
AGREEE DE DAKAR

Baidalaye Cissokho  
CHAMBRE DES NOTAIRES  
DU SENEGAL

Ibrahima Diagne  
GAINDE 2000

Amadou Diouldé Diallo  
MINISTERE DE L'URBANISME  
ET DE L'ASSAINISSEMENT

Maciré Diallo  
SCP NDIAYE DIAGNE &  
DIALLO NOTAIRES ASSOCIÉS

Abdoul Aziz Dieng  
CENTRE DE GESTION  
AGREEE DE DAKAR

Mohamed Dieng  
GENI & KEBE

Amadou Diop  
GAINDE 2000

Angelique Pouye Diop  
APIX AGENCE CHARGÉE  
DE LA PROMOTION DE  
L'INVESTISSEMENT ET DES  
GRANDS TRAVAUX

Fodé Diop  
ART INGÉNIERIE SUARL

Oumar Diop  
COUMBA NOR THIAM

Ousmane Diouf  
DIRECTION GÉNÉRALE DES  
IMPÔTS ET DOMAINES

Abdoulaye Drame  
CABINET ABDOULAYE DRAME

Moustapha Faye  
SOCIÉTÉ CIVILE  
PROFESSIONNELLE D'AVOCATS  
FRANÇOIS SARR & ASSOCIÉS

Catherine Faye Diop  
ORDRE DES ARCHITECTES  
DU SÉNÉGAL

Antoine Gomis  
SCP SENGHOR & SARR,  
NOTAIRES ASSOCIÉS

Papa Bathie Gueye  
RMA SÉNÉGAL

Matthias Hubert  
PRICEWATERHOUSECOOPERS  
TAX & LEGAL SA

Malick Kandji  
APIX AGENCE CHARGÉE  
DE LA PROMOTION DE  
L'INVESTISSEMENT ET DES  
GRANDS TRAVAUX

Mahi Kane  
PRICEWATERHOUSECOOPERS  
TAX & LEGAL SA

Sidy Kanoute  
AVOCAT À LA COUR

Mouhamed Kebe  
GENI & KEBE

Patricia Lake Diop  
ETUDE ME PATRICIA LAKE DIOP

Mamadou Lamine Ba  
APIX AGENCE CHARGÉE  
DE LA PROMOTION DE  
L'INVESTISSEMENT ET DES  
GRANDS TRAVAUX

Doudou Charles Lo  
FINKONE TRANSIT SA

Cheikh Loum Pouye  
FINKONE TRANSIT SA

Moussa Mbacke  
ETUDE NOTARIALE  
MOUSSA MBACKE

Mamadou Mbaye  
SCP MAME ADAMA  
GUEYE & ASSOCIÉS



Ngouda Mbaye  
*HECTO ENERGY*

Salio Mbaye  
*HECTO ENERGY*

Birame Mbaye Seck  
*DIRECTION DU DEVELOPPEMENT URBAIN*

Sy Ndiaga  
*SCP SY & KAMARA*

Amadou Moustapha Ndiaye  
*SCP NDIAYE DIAGNE & DIALLO NOTAIRES ASSOCIÉS*

Elodie Dagneaux Ndiaye  
*APIX AGENCE CHARGÉE DE LA PROMOTION DE L'INVESTISSEMENT ET DES GRANDS TRAVAUX*

Faer Ndiaye  
*ARCHITECT*

Macodou Ndour  
*CABINET MACODOU NDOUR*

Moustapha Ndoeye  
*CABINET MAÎTRE MOUSTAPHA NDOYE*

Ibrahima Niang  
*ETUDE DE MAÎTRE IBRAHIMA NIANG*

Macoumba Niang  
*REGISTRE DU COMMERCE ET DU CREDIT MOBILIER*

Souleymane Niang  
*ETUDE DE MAÎTRE IBRAHIMA NIANG*

Ba Ousmane  
*TRIBUNAL DE COMMERCE HORS-CLASSE DE DAKAR*

Mouhamadou Abass A. Sall  
*LAMTORO STUDIOS*

Abibatou Samb-Diouck  
*ETUDE SAMB-DIOUCK*

François Sarr  
*SOCIÉTÉ CIVILE PROFESSIONNELLE D'AVOCATS FRANÇOIS SARR & ASSOCIÉS*

Daniel-Sédar Senghor  
*SCP SENGHOR & SARR, NOTAIRES ASSOCIÉS*

Djibril Thiam  
*ETUDE ME PATRICIA LAKE DIOP*

Ndèye Khoudia Tounkara  
*ETUDE ME MAYACINE TOUNKARA ET ASSOCIÉS*

## SERBIA

AJILON SOLUTIONS  
*DEVELOPMENT CONSULTING GROUP*

Milos Andelković  
*WOLF THEISS*

Senka Andelković  
*Aleksandar Andrejic PRICA & PARTNERS LAW OFFICE*

Aleksandar Arsic  
*PRICEWATERHOUSECOOPERS CONSULTING D.O.O.*

Andrea Arsic  
*MARIĆ, MALIŠIĆ & DOSTANIĆ O.A.D.*

Vlado Babic  
*AIR SPEED*

Marijana Batak  
*PUBLIC POLICY SECRETARIAT, GOVERNMENT OF THE REPUBLIC OF SERBIA*

Jelena Bojovic  
*NATIONAL ALLIANCE FOR LOCAL ECONOMIC DEVELOPMENT*

Bojana Bregovic  
*WOLF THEISS*

Milan Brkovic  
*ASSOCIATION OF SERBIAN BANKS*

Olivera Brković  
*ZAVIŠIN SEMIZ & PARTNERS*

Marina Bulatovic  
*WOLF THEISS*

Marija Čabarkapa  
*VASOVIĆ & PARTNERS LAW OFFICE*

Ana Čalić Turudija  
*PRICA & PARTNERS LAW OFFICE*

Dragoljub Cibulić  
*BDK ADVOKATI*

Jovan Ćirković  
*HARRISONS*

Vladimir Dabić  
*THE INTERNATIONAL CENTER FOR FINANCIAL MARKET DEVELOPMENT*

Marina Dacijar  
*BELGRADE COMMERCIAL COURT*

Milan Dakic  
*BDK ADVOKATI*

Kristian Dalea  
*MARIĆ, MALIŠIĆ & DOSTANIĆ O.A.D.*

Vladimir Dašić  
*BDK ADVOKATI*

Gili Dekel  
*DIRECT CAPITAL S, NOVI DOM RED, NEW VENTURE RED*

Milica Dekleva  
*ADVOKATSKA KANCELARIJA OLJAČIĆ & TODOROVIĆ*

Lidija Djerić  
*LAW OFFICES POPOVIC, POPOVIC & PARTNERS*

Uroš Djordjević  
*ŽIVKOVIĆ & SAMARDŽIĆ LAW OFFICE*

Jelena Kuveljic Dmitric  
*Veljko Dostanic MARIĆ, MALIŠIĆ & DOSTANIĆ O.A.D.*

Dragan Draca  
*PRICEWATERHOUSECOOPERS CONSULTING D.O.O.*

Ilija Drazic  
*DRAŽIĆ, BEATOVIĆ & PARTNERS LAW OFFICE*

Dragan Gajin  
*DOKLESTIC & PARTNERS*

Jelena Gazivoda  
*LAW OFFICES JANKOVIĆ, POPOVIĆ & MITIĆ*

Marija Gligorević  
*BDK ADVOKATI*

Danica Gligorijevic  
*PRICA & PARTNERS LAW OFFICE*

Ksenija Golubović Filipović  
*ŽIVKOVIĆ & SAMARDŽIĆ LAW OFFICE*

Marija Ilić  
*LAW OFFICE ILIĆ*

Miloš Ilić  
*ŽIVKOVIĆ & SAMARDŽIĆ LAW OFFICE*

Marko Janicijevic  
*TOMIC SINDJELIC GROZA LAW OFFICE*

Ana Jankov  
*BDK ADVOKATI*

Aleksandar Jovičević  
*HARRISONS*

Dušan Karalić  
*DMK TAX & FINANCE*

Marija Karalić  
*DMK TAX & FINANCE*

Ivana Kopilovic  
*KOPILOVIC & KOPILOVIC*

Filip Kovacevic  
*DELOITTE D.O.O.*

Vidak Kovacevic  
*WOLF THEISS*

Ivan Krsikapa  
*NINKOVIĆ LAW OFFICE*

Ana Krstic  
*PRICA & PARTNERS LAW OFFICE*

Zach Kuvizić  
*KUVIZIC & TADIC LAW OFFICE*

Rada Lacić  
*KOPILOVIC & KOPILOVIC*

Kosta D. Lazic  
*LAW OFFICE KOSTA D. LAZIC*

Milan Lazić  
*KN KARANOVIĆ & NIKOLIĆ*

Ružica Mačukat  
*SERBIAN BUSINESS REGISTERS AGENCY (SBRA)*

Miladin Maglov  
*SERBIAN BUSINESS REGISTERS AGENCY (SBRA)*

Aleksandar Mančev  
*PRICA & PARTNERS LAW OFFICE*

Aleksandar Marić  
*VASOVIĆ & PARTNERS LAW OFFICE*

Predrag Matić  
*DISTRIBUTION SYSTEM OPERATOR EPS DISTRIBUCIJA D.O.O. BEOGRAD (EPSD)*

Ines Matijević-Papulin  
*HARRISONS*

Djordje Mijatov  
*LAW OFFICE ILIĆ*

Predrag Milenković  
*DRAŽIĆ, BEATOVIĆ & PARTNERS LAW OFFICE*

Branko Milovanovic  
*TEBODIN D.O.O.*

Milena Mitić  
*KN KARANOVIĆ & NIKOLIĆ*

Aleksandar Mladenović  
*MLADENOVIC & STANKOVIC IN COOPERATION WITH ROKAS INTERNATIONAL LAW FIRM*

Dejan Mrakovc  
*DELOITTE D.O.O.*

Stefan Nešić  
*HARRISONS*

Veljko Nešić  
*PRICA & PARTNERS LAW OFFICE*

Igor Nikolic  
*DOKLESTIC & PARTNERS*

Dimitrije Nikolić  
*GEBRUDER WEISS D.O.O.*

Marija Nikolić  
*KOPILOVIC & KOPILOVIC*

Djurdje Ninković  
*NINKOVIĆ LAW OFFICE*

Bojana Noskov  
*WOLF THEISS*

Zvonko Obradović  
*SERBIAN BUSINESS REGISTERS AGENCY (SBRA)*

Darija Ognjenović  
*PRICA & PARTNERS LAW OFFICE*

Igor Oljačić  
*ADVOKATSKA KANCELARIJA OLJAČIĆ & TODOROVIĆ*

Stefan Pavlovic  
*MLADENOVIC & STANKOVIC IN COOPERATION WITH ROKAS INTERNATIONAL LAW FIRM*

Časlav Petrović  
*ZAVIŠIN SEMIZ & PARTNERS*

Jasmina Petrović  
*CITY OF BELGRADE, URBANISM DEPARTMENT*

Ana Popovic  
*ŽIVKOVIĆ & SAMARDŽIĆ LAW OFFICE*

Mihajlo Prica  
*PRICA & PARTNERS LAW OFFICE*

Jasmina Radovanović  
*NATIONAL ALLIANCE FOR LOCAL ECONOMIC DEVELOPMENT*

Branka Rajcic  
*PRICEWATERHOUSECOOPERS CONSULTING D.O.O.*

Branimir Rajsic  
*KARANOVIC & NIKOLIC LAW FIRM*

Miljan Savić  
*KOPILOVIC & KOPILOVIC*

Stojan Semiz  
*ZAVIŠIN SEMIZ & PARTNERS*

Marko Srdanović  
*MUNICIPALITY OF SURCIN*

Ana Stankovic  
*DIRECT CAPITAL S, NOVI DOM RED, NEW VENTURE RED*

Dragana Stanojević  
*USAID BUSINESS ENABLING PROJECT—BY CARDNO EMERGING MARKETS USA LTD.*

Petar Stojanović  
*JOKSOVIĆ, STOJANOVIĆ AND PARTNERS*

Nikola Sugaris  
*ZAVIŠIN SEMIZ & PARTNERS*

Marko Tesanovic  
*WOLF THEISS*

Ana Tomic  
*JOKSOVIĆ, STOJANOVIĆ AND PARTNERS*

Jovana Tomić  
*ŽIVKOVIĆ & SAMARDŽIĆ LAW OFFICE*

Mile Tomić  
*MUNICIPALITY OF SURCIN*

Snežana Tosić  
*SERBIAN BUSINESS REGISTERS AGENCY (SBRA)*

Hristina Vojvodić  
*PRICA & PARTNERS LAW OFFICE*

Maja Vrcelj  
*TEBODIN CONSULTANTS AND ENGINEERS*

Goran Vucic  
*JOKSOVIĆ, STOJANOVIĆ AND PARTNERS*

Srećko Vujaković  
*MORAVČEVIĆ VOJNOVIĆ I PARTNERI IN COOPERATION WITH SCHOENHERR*

Tanja Vukotić Marinković  
*SERBIAN BUSINESS REGISTERS AGENCY (SBRA)*

Miloš Vulić  
*PRICA & PARTNERS LAW OFFICE*

Djordje Zejak  
*BDK ADVOKATI*

Miloš Živković  
*ŽIVKOVIĆ & SAMARDŽIĆ LAW OFFICE*

Igor Živkovski  
*ŽIVKOVIĆ & SAMARDŽIĆ LAW OFFICE*

## SEYCHELLES

POOL & PATEL  
*PUBLIC UTILITIES CORPORATION*

Fanette Albert  
*SEYCHELLES PLANNING AUTHORITY*

Justin Bacharie  
*ELECTRICAL CONSULTANT SEYCHELLES*

Jules Baker  
*MINISTRY OF EMPLOYMENT, IMMIGRATION AND CIVIL STATUS*

Paul Barrack  
*Karishma Beegoo APPLEBY*

Terry Biscornet  
*SEYCHELLES PLANNING AUTHORITY*

Juliette Butler  
*APPLEBY*

Ronald Cafrine  
*Emmaline Camille*

Petar Chakarov  
*HEALY CONSULTANTS GROUP PLC*

Francis Chang-Sam  
*LAW CHAMBERS OF FRANCIS CHANG-SAM*

Alex Ellenberger  
*ADD LOCUS ARCHITECTS LTD.*

Joseph Francois  
*SEYCHELLES PLANNING AUTHORITY*

Bernard Georges  
*GEORGES & GEORGES*

Fred Hoareau  
*COMPANY AND LAND REGISTRY*

Bryan Julie  
*BRYAN JULIE LAW CHAMBERS*

Malcolm Moller  
*APPLEBY*

Fred Morel  
*Marcus Naiken HUNT, DELTEL & CO. LTD.*

Margaret Nourice  
*STAMP DUTY COMMISSION*

Brian Orr  
*MEJ ELECTRICAL*

Flossy Payet  
*Wendy Pierre COMPANY AND LAND REGISTRY*

Khothai Pillay  
*EY SEYCHELLES*



Victor Pool  
OFFICE OF THE  
ATTORNEY GENERAL

Divino Sabino  
PARDIVALLA TWOMEY  
LABLACHE

Jonathan Valentin  
CENTRAL BANK OF SEYCHELLES

Brohnson Winslow  
WINSLOW NAYA CONSULTING

## SIERRA LEONE

COLE, KANU & PARTNERS

Amos Odame Adjei  
PWC GHANA

Alfred Akibo-Betts  
NATIONAL REVENUE  
AUTHORITY

Padrina Ardua Annan  
PWC GHANA

Christian S. Asgill  
FREETOWN NOMINEES

Gideon Ayi-Owoo  
PWC GHANA

Isiaka Balogun  
KPMG

Abdul Akim Bangura  
ASSOCIATION OF CLEARING  
AND FORWARDING  
AGENCIES SIERRA LEONE

Mallay F. Bangura  
ELECTRICITY DISTRIBUTION  
AND SUPPLY AUTHORITY

Philip Bangura  
BANK OF SIERRA LEONE

Claudius Bart-Williams  
PENNARTH GREENE &  
COMPANY LIMITED

Ayesha Bedwei  
PWC GHANA

Anthony Y. Brewah  
BREWHAH & CO.

Medgar Brown  
BALMED HOLDINGS LTD.

Sponsford Cole  
FREETOWN NOMINEES

Siman Mans Conteh  
INCOME TAX BOARD OF  
APPELLATE COMMISSIONERS

Kwesi Amo Dadson  
PWC GHANA

Momoh Dumbuya  
ELECTRICITY DISTRIBUTION  
AND SUPPLY AUTHORITY

Melvin Foday Khabenje  
PENNARTH GREENE &  
COMPANY LIMITED

Manilius Garber  
JARRETT-YASKEY,  
GARBER & ASSOCIATES:  
ARCHITECTS (JYGA)

Francis Kwame Gerber  
HALLOWAY & PARTNERS  
SOLICITORS

Eke Ahmed Halloway  
HALLOWAY & PARTNERS  
SOLICITORS

Mohamed Jalloh  
AKIM AND SATU C&F AGENCY

Ahmed Yassin Jallo-Jamboria

Ransford Johnson  
LAMBERT & PARTNERS,  
PREMIERE CHAMBERS

Marcella Jones  
PENNARTH GREENE &  
COMPANY LIMITED

Jerrie S. Kamara  
FREETOWN NOMINEES

Mohamed Kamara  
FREETOWN NOMINEES

George Kawaley  
BABADORIE CLEARING  
& FORWARDING CO.

Alieyah Keita

Patrick Syl Kongo  
NATIONAL REVENUE  
AUTHORITY

Lansana Kotor-Kamara  
FAST TRACK  
COMMERCIAL COURT

George Kwatia  
PWC GHANA

Michala Mackay  
CORPORATE AFFAIRS  
COMMISSION OF SIERRA LEONE

Clifford Marcus-Roberts  
KPMG

Corneleius Max-Williams  
DESTINY SHIPPING  
AGENCIES LTD.

Francis Nyama  
ELECTRICITY DISTRIBUTION  
AND SUPPLY AUTHORITY

Afolabi Oluwole  
CUSTOMERWORTH

Eduard Parkinson  
ELECTRICITY DISTRIBUTION  
AND SUPPLY AUTHORITY

Cheryl Sembie  
ADVOCAD (SL)

Vivian Solomon  
SUPREME COURT OF  
SIERRA LEONE

Millicent Stronge  
Eddinia Swallow  
WRIGHT & CO.

Alvin Tamba  
KPMG

Ebun Tengbe  
COLE, KANU & PARTNERS

Olujemisi Williams  
PENNARTH GREENE &  
COMPANY LIMITED

Prince Williams  
CORPORATE AFFAIRS  
COMMISSION OF SIERRA LEONE

Claudius Williams-Tucker  
VERITAS PROFESSIONAL  
SERVICES

Rowland Wright  
WRIGHT & CO.

## SINGAPORE

EY SINGAPORE

MINISTRY OF MANPOWER

MINISTRY OF TRADE  
& INDUSTRY

STATE COURTS

Yvonne Ang  
PUBLIC UTILITIES BOARD

Caroline Berube  
HJM ASIA LAW & CO LLC

Andrew Chan  
ALLEN & GLEDHILL LLP

Ewe Jin Chan  
ECAS CONSULTANT PTE. LTD.

Yoh Chuang Chee  
RSM CHIO LIM LLP

Hooi Yen Chin  
POLARIS LAW CORPORATION

Eng Christopher  
INSOLVENCY AND PUBLIC  
TRUSTEE'S OFFICE

Kit Min Chye  
TAN PENG CHIN LLC

Kamil Dada  
TETRAFLOW PTE LTD.

Miah Fok  
CREDIT BUREAU  
SINGAPORE PTE. LTD.

Harold Foo  
INSOLVENCY AND PUBLIC  
TRUSTEE'S OFFICE

Joseph Foo  
NATIONAL ENVIRONMENTAL  
AGENCY

David Ho  
DHA+PAC

Don Ho  
DHA+PAC

Jay Jay  
JUST R. TRANSPORT  
ENTERPRISE PTE. LTD.

Hern Kuan Liu  
TAN PENG CHIN LLC

Huen Poh Lai  
RSP ARCHITECTS PLANNERS  
& ENGINEERS (PTE) LTD.

Yvonne Lay  
INLAND REVENUE AUTHORITY

Lee Lay See  
RAJAH & TANN SINGAPORE LLP

Yuan Lee  
WONG TAN & MOLLY LIM LLC

Wendy Leo  
ACCOUNTING &  
CORPORATE REGULATORY  
AUTHORITY, ACRA

Edwin Leow  
NEXIA TS TAX SERVICES  
PTE. LTD.

Kenneth Lim  
ALLEN & GLEDHILL LLP

Meng May Lim  
BUILDING & CONSTRUCTION  
AUTHORITY

Peng Hong Lim  
PH CONSULTING PTE. LTD.

William Lim  
CREDIT BUREAU  
SINGAPORE PTE. LTD.

Joseph Liow  
STRAITS LAW

Loh Meiling  
NEXIA TS TAX SERVICES  
PTE. LTD.

Girish Naik  
PWC SINGAPORE

Daryl Ng  
DNKH LOGISTICS

Eddee Ng  
TAN KOK QUAN PARTNERSHIP

Beng Hong Ong  
WONG TAN & MOLLY LIM LLC

Vincent Ooi Khay Hoe  
TAN PENG CHIN LLC

Alex Ow  
ACCOUNTING &  
CORPORATE REGULATORY  
AUTHORITY, ACRA

Lim Bok Hwa Sandy  
JUST R. TRANSPORT  
ENTERPRISE PTE. LTD.

Martin Tan  
URBAN REDEVELOPMENT  
AUTHORITY

Tay Lek Tan  
PWC SINGAPORE

Joo Heng Teh  
TEH JOO HENG ARCHITECTS

Siu Ing Teng  
SINGAPORE LAND AUTHORITY

Matthew Teo  
RAJAH & TANN SINGAPORE LLP

Keith Tnee  
TAN KOK QUAN PARTNERSHIP

Edwin Tong  
ALLEN & GLEDHILL LLP

Keam Tong Wong  
WOH HUP PRIVATE LIMITED

Kok Siong Wong  
STEVEN TAN RUSSELL BEDFORD  
PAC—MEMBER OF RUSSELL  
BEDFORD INTERNATIONAL

Siew Kwong Wong  
ENERGY MARKET AUTHORITY

Isaac Yong  
FIRE SAFETY & SHELTER  
DEPARTMENT

## SLOVAK REPUBLIC

CUSTOMS

Jana Bacekova  
ALIANCIAADVOKÁTOV  
AK, S.R.O.

Branislav Brocko  
BEATOW PARTNERS

Ján Budinský  
CRIF—SLOVAK CREDIT  
BUREAU, S.R.O.

Peter Čavojský  
CLS ČAVOJSKÝ &  
PARTNERS, S.R.O.

Katarína Čechová  
ČECHOVÁ & PARTNERS S.R.O.

Tomas Cermak  
WEINHOLD LEGAL

Tomáš Cibula  
WHITE & CASE S.R.O.

Peter Drenka  
HAMALA KLUCH  
VÍGLASKÝ S.R.O.

Jan Dvorecky  
SCM LOGISTICS S.R.O.

Matúš Fojtl  
GEODESY, CARTOGRAPHY  
AND CADASTRE AUTHORITY

Iveta Grossova  
FINANCIAL ADMINISTRATION  
OF THE SLOVAK REPUBLIC

Roman Hamala  
HAMALA KLUCH  
VÍGLASKÝ S.R.O.

Tatiana Hlušková  
MINISTRY OF ECONOMY

Peter Hodál  
WHITE & CASE S.R.O.

Simona Hofferová  
MINISTRY OF JUSTICE

David Horváth  
BEATOW PARTNERS

Barbora Hrabcakova  
WHITE & CASE S.R.O.

Veronika Hrušová  
PRK PARTNERS S.R.O.

Lucia Huntatová  
JNC LEGAL S.R.O.

Miroslav Jalec  
ZÁPADOSLOVENSKÁ  
DISTRIBUČNÁ AS

Lukáš Jankovič  
MINISTRY OF TRANSPORT  
AND CONSTRUCTION

Tomáš Kamenec  
PAUL Q. LAW FIRM

Marián Kapec  
ZÁPADOSLOVENSKÁ  
DISTRIBUČNÁ AS

Kristina Klenova  
BEATOW PARTNERS

Martin Kluch  
HAMALA KLUCH  
VÍGLASKÝ S.R.O.

Roman Konrad  
PROFINAM, S.R.O.

Miroslav Kopac  
NATIONAL BANK OF SLOVAKIA

Jakub Kováčik  
CLS ČAVOJSKÝ &  
PARTNERS, S.R.O.

Karol Kovács  
NOTARSKA KOMORA  
SLOVENSKEJ REPUBLIKY

Marián Krajčír  
NZES ENERGY

Gabriela Kubicová  
PWC SLOVAKIA

Martin Maliar  
MINISTRY OF JUSTICE

Luciána Malovcová  
MINISTRY OF JUSTICE

Jakub Malý  
DETVAI LUDIK MALÝ UDVAROS

Magdaléna Markechová  
MARKECHOVA JIM LEGAL

Alex Medek  
WHITE & CASE S.R.O.

Nina Molcanova  
PWC SLOVAKIA

Petra Murínová  
DEDÁK & PARTNERS

Miloš Nagy  
ZÁPADOSLOVENSKÁ  
DISTRIBUČNÁ AS

Jaroslav Niznansky  
JNC LEGAL S.R.O.

Andrea Olšovská  
PRK PARTNERS S.R.O.

Adriana Palasthyova  
PWC SLOVAKIA

Martin Polónyi  
MINISTRY OF FINANCE

Simona Rapavá  
WHITE & CASE S.R.O.

Gerta Sámelová-Flasiková  
ALIANCIAADVOKÁTOV  
AK, S.R.O.

Zuzana Satkova  
PWC SLOVAKIA

Nikoleta Scasna  
PWC SLOVAKIA

Christiana Serugova  
PWC SLOVAKIA

Iveta Šimončíková  
MINISTRY OF ECONOMY

Jaroslav Škubal  
PRK PARTNERS S.R.O.

Patrik Turosik  
MINISTRY OF ECONOMY

Jakub Vojtko  
JNC LEGAL S.R.O.

Otakar Weis  
PWC SLOVAKIA

Katarina Zaprazna  
PWC SLOVAKIA

Tomáš Zarecký Dentico  
ZÁRECKÝ ZEMAN

Michal Záhurecký  
WHITE & CASE S.R.O.

Dagmar Zukalová  
ZUKALOVÁ—ADVOKÁTSKA  
KANCELÁRIA S.R.O.

## SLOVENIA

ODVETNIŠKA DRUŽBA NEFFAT

Igor Angelovski  
LAW FIRM KAVČIČ, BRAČUN  
& PARTNERS, O.P., D.O.O.

Vladimir Bilic  
VLADIMIR BILIC LAW  
OFFICE LTD.

Jana Božič  
KAVČIČ, BRAČUN &  
PARTNERS, O.P., D.O.O.

Damijan Brulc  
BRULC, GABERŠČIK IN  
PARTNERJI, ODVETNIŠKA  
DRUŽBA

Branko Butala  
COMARL D.O.O.

Tomaž Čad  
LAW FIRM ČAD  
Mitja Čampa  
VEM OFFICE (AJPES  
LJUBLJANA BRANCH)

Martin Carni  
ODVETNIKI ŠELIH & PARTNERJI

Luka Dolinar  
ELEKTROINSTALACIJE

Maša Drkušič  
ODI LAW SLOVENIA

Nada Drobnic  
KPMG

Andrej Ekart  
LOCAL COURT MARIBOR

Luka Fabiani  
Mojca Fakin  
FABIANI, PETROVIČ, JERAJ, REJC  
ATTORNEYS-AT-LAW LTD.

Marina Ferfolja Howland  
FERFOLJA, LJUBIC IN PARTNERJI

Aleksander Ferik  
PWC SVETOVANJE D.O.O.

Pavle Flere

Marko Frantar  
SCHOENHERR

Sasa Galonja  
MINISTRY FOR ENVIRONMENTAL  
AND SPATIAL PLANNING

Joze Globocnik  
COMARL D.O.O.

Alenka Gorenčič  
DELOITTE

Jan Gorjup  
KIRM PERPAR, LTD.

Eva Gostisa  
JADEK & Pensa D.O.O.—O.P.

Hermina Govekar Vičič  
BANK OF SLOVENIA

Bara Gradišar  
DELOITTE

Andreja Hocevar  
PROEVENT D.O.O.

Barbara Hočevar  
PWC SVETOVANJE D.O.O.

Branko Ilič  
ODI LAW SLOVENIA

Tjasa Ivanc  
UNIVERSITY OF MARIBOR,  
FACULTY OF LAW

Luka Ivanic  
MINISTRY FOR ENVIRONMENTAL  
AND SPATIAL PLANNING

Andraž Jadek

Matjaž Jan  
ODI LAW SLOVENIA

Andrej Jarkovič  
LAW FIRM JANEŽIČ &  
JARKOVIČ LTD.

Jernej Jeraj  
FABIANI, PETROVIČ, JERAJ, REJC  
ATTORNEYS-AT-LAW LTD.

Sabina Jereb  
MINISTRY FOR ENVIRONMENTAL  
AND SPATIAL PLANNING

Miha Kač  
DOBRAVC TATALOVIČ AND KAČ

Boris Kastelic  
FINANCIAL INSTITUTION OF  
THE REPUBLIC OF SLOVENIA

Klavdija Kek  
ODVETNIKI ŠELIH & PARTNERJI

Miro Košak  
NOTARY OFFICE KOŠAK

Sana Koudila  
KIRM PERPAR, LTD.

Neža Kranjc  
ODVETNIKI ŠELIH & PARTNERJI

Tomaz Kristof  
STUDIO KRISTOF  
ARHITEKTI D.O.O.

Uroš Križanec  
SKM LAW FIRM

Borut Leskovec  
JADEK & Pensa D.O.O.—O.P.

Borce Malijanski  
SCHOENHERR

Miroslav Marchev  
PWC SVETOVANJE D.O.O.

Peter Mele  
LAW FIRM PETER MELE

Nastja Merlak  
JADEK & Pensa D.O.O.—O.P.

Helena Miklavcic  
LJUBLJANA DISTRICT  
COURT, COMMERCIAL  
LAWSUITS DEPARTMENT

Darja Miklavčič  
ODVETNIKI ŠELIH &  
PARTNERJI, O.P., D.O.O.

Matjaž Miklavčič  
SODO D.O.O.

Aleksandra Mitič  
KAVČIČ, BRAČUN &  
PARTNERS, O.P., D.O.O.

Bojan Mlaj  
ENERGY AGENCY OF THE  
REPUBLIC OF SLOVENIA

Eva Možina  
SCHOENHERR

Blaž Ogorevc  
ODVETNIKI ŠELIH & PARTNERJI

Neli Okretič  
JADEK & Pensa D.O.O.—O.P.

Rok Oman  
OFIS ARHITEKTI

Ela Omersa  
FABIANI, PETROVIČ, JERAJ, REJC  
ATTORNEYS-AT-LAW LTD.

Sonja Omerza  
DELOITTE

Matjaz Osvald  
SODO D.O.O.

Maja Pangeršič  
DELOITTE

Iris Pensa  
LAW OFFICE JADEK & Pensa

Tamara Petrovic  
ODVETNIKI ŠELIH & PARTNERJI

Tomaž Petrovič  
FABIANI, PETROVIČ, JERAJ, REJC  
ATTORNEYS-AT-LAW LTD.

Valdi Pincin  
COMARL D.O.O.

Nataša Pipan-Nahtigal  
ODVETNIKI ŠELIH & PARTNERJI

Petra Plevnik  
LAW FIRM MIRO SENICA  
AND ATTORNEYS LTD.

Bojan Podgoršek  
NOTARIAT

Ester Prajs  
LJUBLJANA COUNTY COURT

Luka Pregelj

Anja Primožič  
DELOITTE

Nika Rebek  
VEM OFFICE (AJPES  
LJUBLJANA BRANCH)

Špela Remec  
ODVETNIKI ŠELIH & PARTNERJI

Jasmina Rešidović  
NOTARY OFFICE KOŠAK

Patricija Rot  
JADEK & Pensa D.O.O.—O.P.

Andreja Šabec  
FINANCIAL ADMINISTRATION  
OF THE REPUBLIC OF SLOVENIA

Boštjan Sedmak  
ODVETNIK SEDMAK

Branka Sedmak  
JADEK & Pensa D.O.O.—O.P.

Tadej Sinkovec  
SODO D.O.O.

Andreja Škofič Klanjšček  
DELOITTE

Nives Slemenjak  
SCHOENHERR

Kristijan Stamatovic  
ALFA SP D.O.O. LOGISTICS

Rok Starc  
NOTARY OFFICE KOŠAK

Gregor Strojini  
SUPREME COURT

Maja Subic  
LAW FIRM MIRO SENICA  
AND ATTORNEYS LTD.

Tilen Terlep  
LAWYER

Blanka Tome  
VEM OFFICE (AJPES  
LJUBLJANA BRANCH)

Žiga Urankar  
JADEK & Pensa D.O.O.—O.P.

Katarina Vodopivec  
SUPREME COURT

Ana Vran  
FABIANI, PETROVIČ, JERAJ, REJC  
ATTORNEYS-AT-LAW LTD.

Katja Wostner  
BDO SVETOVANJE D.O.O.

Petra Zapušek  
JADEK & Pensa D.O.O.—O.P.

Nina Žefran  
DELOITTE

Tomaž Žganjar  
VEM OFFICE (AJPES  
LJUBLJANA BRANCH)

Ljuba Zupančič Čokert  
LAW FIRM MIRO SENICA  
AND ATTORNEYS LTD.

## SOLOMON ISLANDS

CREDIT & DATA  
BUREAU LIMITED

Agnes Atkin  
MINISTRY OF LAND,  
HOUSING AND SURVEY

Jesus Benito  
EXPRESS FREIGHT  
MANAGEMENT—  
SOLOMON ISLANDS

Don Boykin  
PACIFIC ARCHITECTS LTD.

Kenneth Bulehite  
HONIARA CITY COUNCIL

Anthony Frazier

Julie Haro  
PREMIERE GROUP OF  
COMPANIES LTD.

Douglas Hou  
PUBLIC SOLICITOR'S OFFICE

Sebastian Keso  
TRADCO SHIPPING

Hegstad Koga  
MINISTRY FOR JUSTICE  
AND LEGAL AFFAIRS

Wayne Morris  
MORRIS & SOJNOCKI  
CHARTERED ACCOUNTANTS

Andrew Radclyffe

Chaniel Sani  
HONIARA CITY COUNCIL

Gregory Joseph Sojnocki  
MORRIS & SOJNOCKI  
CHARTERED ACCOUNTANTS

Makario Tagini  
GLOBAL LAWYERS,  
BARRISTERS & SOLICITOR

Selwyn Takana  
MINISTRY OF FINANCE  
AND TREASURY

Cindrella Vunagi  
HONIARA CITY COUNCIL

Pamela Wilde  
MINISTRY FOR JUSTICE  
AND LEGAL AFFAIRS

Yolande Yates  
GOH & PARTNERS

## SOMALIA

Hafsa Aamin

Nor Abdulle Afrah  
BENADIR UNIVERSITY

Abdulkadir Ali Adow  
MAYOR'S OFFICE AT THE  
MUNICIPALITY OF MOGADISHU

Ahmed Aweis  
MOGADISHU LAW OFFICE

Mohamed Dubad

Abdiwahid Osman Haji  
MOGADISHU LAW OFFICE

Sadia Hasan

Mahdi Hassan  
DARYEEL SHIPPING  
AND FORWARDING

Abdirahman Hassan Wardere  
MOGADISHU UNIVERSITY

Ahmed Jama Kheire  
ADAMI GENERAL SERVICE

Ahmed Mahmoud

Mariam Mohamed

Hassan Mohamed Ali  
MOGADISHU LAW OFFICE

Bashir Mohamed Sheikh  
MOGADISHU UNIVERSITY

Mohamed Mohamoud Hashi  
SOMALILAND LAWYERS  
ASSOCIATION (SOLLA)

Ali Mohamud Mahadalle  
HUAZ CLEARANCE AND  
FORWARDING SERVICE

Osman Osman  
MOGADISHU LAW OFFICE

## SOUTH AFRICA

Nicolaos Akritidis  
PARADIGM ARCHITECTS

Okyerebea Ampofo-Anti  
WEBBER WENTZEL

Adriaan Basson  
WINGMAN ACCOUNTING

Lauren Becker  
WERKSMANS INC.

Kobus Blignaut  
ATTORNEY

Stan Bridgens  
SOUTH AFRICA INSTITUTE  
OF ELECTRICAL ENGINEERS

Philippa Bruyns  
GLYN MARAIS

Jeff Buckland  
HOGAN LOVELLS

Ian Burger  
NOVALEGAL

Mike Cary  
NETACTIVE

Zamadeyi Cebisa  
WEBBER WENTZEL

Vivien Chaplin  
HOGAN LOVELLS

Brendon Christian  
BUSINESS LAW BC

Saskia Cole  
KIPD

Haydn Davies  
WEBBER WENTZEL

Gretchen de Smit  
ENSAFRICA

Lauren Fine  
NORTON ROSE FULBRIGHT  
SOUTH AFRICA

Monica Fourie  
GLYN MARAIS

Brian Frank  
GLYN MARAIS

Catherine Grainger  
GWE ARCHITECTURE

Daneille Halters  
TRANSUNION

Cynthia Hlongwane  
TRANSGLOBAL

Ricky Infant  
GIURICICH

Timothy Johnson  
SAGE ARCHITECTS

Jonathan Jones  
NORTON ROSE FULBRIGHT  
SOUTH AFRICA

Raoul Kissun  
NORTON ROSE FULBRIGHT  
SOUTH AFRICA

Tiaan Klaassens  
WINGMAN ACCOUNTING

Carlize Knoesen  
DEPARTMENT OF RURAL  
DEVELOPMENT AND  
LAND REFORM

Lisa Koenig  
TRANSUNION

Jeffrey Kron  
NORTON ROSE FULBRIGHT  
SOUTH AFRICA

Johnathan Leibbrandt  
WEBBER WENTZEL

Eric Levenstein  
WERKSMANS INC.

Jacques Maart  
CITY OF JOHANNESBURG

Kyle Mandy  
PWC SOUTH AFRICA

Johan Marais  
SAAFF

Jabu Masondo  
PWC SOUTH AFRICA

Patt Mazibuko  
CITY OF JOHANNESBURG—  
BUILDING DEVELOPMENT  
MANAGEMENT

Terrick McCallum  
BAKER MCKENZIE

Burton Meyer  
CLIFFE DEKKER HOFMEYR INC.

Mahomed Fayaz Monga  
GROSSKOPFF LOMBART  
HUYBERCHTS &  
ASSOCIATES ARCHITECTS

Tshepo Mongalo  
MONASH SOUTH AFRICA

Darren Oliver  
ADAMS & ADAMS

Noushaad Omarjee  
SHEPSTONE & WYLIE

Graeme Palmer  
GARLICHE & BOUSFIELD INC.

Marius Papenfus  
SOUTH AFRICAN  
REVENUE SERVICE

Attie Pretorius  
CLIFFE DEKKER HOFMEYR INC.

Malope Ramagaga  
CITYPOWER

Lucinde Rhoodie  
CLIFFE DEKKER HOFMEYR INC.

Wesley Rosslyn-Smith  
UNIVERSITY OF PRETORIA

Ferdie Schneider  
BDO

David Short  
FAIRBRIDGES ATTORNEYS

Arvind Sinha  
RCS PVT. LTD. BUSINESS  
ADVISORS GROUP

Rajat Ratan Sinha  
RCS PVT. LTD. BUSINESS  
ADVISORS GROUP

Richard Steinbach  
NORTON ROSE FULBRIGHT  
SOUTH AFRICA

Janke Strydom  
CLIFFE DEKKER HOFMEYR INC.

Maarten Strydom  
STRYDOM M. & ASSOCIATES

James Tubb  
BARLOWORLD EQUIPMENT

Nina Valetta  
SHEPSTONE & WYLIE

Paul Vermeulen  
CITYPOWER

Jean Visagie  
PWC SOUTH AFRICA

Rory Voller  
COMPANIES AND INTELLECTUAL  
PROPERTY COMMISSION (CIPC)

Anthony Whittaker  
CITYPOWER

St. Elmo Wilken  
ENSAFRICA

Merwyn Wolder  
REDLOW SOLAR POWER

## SOUTH SUDAN

MINISTRY OF ELECTRICITY  
AND DAMS

Victoria Adeng Madut  
LIBERTY ADVOCATES LLP

Santino Tito Tipo Adibo

Mufti Othaneil Akum  
MINISTRY OF JUSTICE

Roda Allison Dokolo  
LOMORO & CO. ADVOCATES

Monyluak Alor Kuol  
LIBERTY ADVOCATES LLP

Jimmy Araba Parata  
ENGINEERING COUNCIL  
OF SOUTH SUDAN

Gabriel Isaac Awow  
MINISTRY OF JUSTICE

Leo Bouma  
NEWTON LAW GROUP

Biong Kuol Deng  
LAWYER

Kuethpiny Deng Nhumrom

Halim Gebeili  
NEWTON LAW GROUP

Ajo Noel Julius Kenyi  
AJO & CO. ADVOCATES

BENSON KARUIRUEY

Petro Maduk Deng  
QATAR NATIONAL BANK  
SOUTH SUDAN

Peter Pitya  
MINISTRY OF HOUSING

Lomoro Robert Bullen  
LOMORO & CO. ADVOCATES

Jeremiah Sauka  
MINISTRY OF JUSTICE

David Taban  
CIVICON LIMITED

James Tadiwe  
NATIONAL CONSULTANTS  
ASSOCIATION

Mut Turuk  
TURUK & CO. ADVOCATES

Daniel Wani  
ENGINEERING COUNCIL  
OF SOUTH SUDAN

## SPAIN

GRUPO AN

Basilio Aguirre  
REGISTRO DE LA  
PROPIEDAD DE ESPAÑA

Iñigo Alejandro  
ASHURST LLP

Maria Alonso  
DLA PIPER SPAIN SLU

Alfonso Alvarado Planas  
DIRECCIÓN GENERAL DE  
INDUSTRIA, ENERGÍA Y MINAS

Javier Álvarez  
J&A GARRIGUES SLP

Jacobo Archilla Martín-Sanz  
ASOCIACIÓN/  
COLEGIO NACIONAL DE  
INGENIEROS DEL ICAI

Serena Argente Escartín  
RAPOSO BERNARDO  
& ASSOCIADOS

Nuria Armas  
BANCO DE ESPAÑA

Ana Armijo  
ASHURST LLP

Cristina Ayo Ferrándiz  
URÍA & MENÉNDEZ,  
MEMBER OF LEX MUNDI

Denise Bejarano  
PÉREZ-LLORCA

Monika Beltram  
MONEREO MEYER  
MARINEL-LO ABOGADOS

Vicente Bootello  
J&A GARRIGUES SLP

Agustín Bou  
JAUSAS

Antonio Bravo  
EVERSHEDS NICEA

Laura Camarero  
BAKER MCKENZIE

Lola Cano  
BANCO DE ESPAÑA

Ignacio Castrillón Jorge  
IBERDROLA DISTRIBUCIÓN  
ELÉCTRICA SAU

Francisco Cervilla Sabio  
HORTIQUALITY, S.L.

Miguel Cruz Amorós  
PWC SPAIN

Leonardo Felice Cultrera  
Muñoz

ASTER ABOGADOS

Mariana de la Rosa  
URÍA & MENÉNDEZ,  
MEMBER OF LEX MUNDI

Pelayo de Salvador Morell  
DESALVADOR REAL  
ESTATE LAWYERS

Iván Delgado González  
PÉREZ-LLORCA

Rossanna D'Onza  
BAKER MCKENZIE

Iván Escribano  
J&A GARRIGUES SLP

Blanca Fernández Barjau  
MINISTERIO DE ECONOMÍA,  
INDUSTRIA Y COMPETITIVIDAD

Julia Fernández Esteban  
EVERSHEDS NICEA

Pablo Fernández Martín  
URÍA & MENÉNDEZ,  
MEMBER OF LEX MUNDI

Ariadna Galimany  
GÓMEZ-ACEBO &  
POMBO ABOGADOS

Patricia García  
BAKER MCKENZIE

Valentín García González  
CUATRECASAS,  
GONÇALVES PEREIRA

Borja García-Alamán  
J&A GARRIGUES SLP

Ricardo García-Nieto  
GNL RUSSELL BEDFORD  
AUDITORES SL

Manuel Gomez  
J&A GARRIGUES SLP

Marta Gomez  
AYUNTAMIENTO DE MADRID

Ana Gómez  
MONEREO MEYER  
MARINEL-LO ABOGADOS

Juan Ignacio Gomeza Villa  
NOTARIO DE BILBAO

Pilar Gonzalez Ariza  
AYUNTAMIENTO DE MADRID

Flaminia González-Barba Bolza  
WHITE & CASE

Alvaro González-Escalada  
LOGESTA

Carmen González-Noain  
BAKER MCKENZIE

David Grasa Graell  
AGG

Andrés Herzog  
FOURLAW ABOGADOS

Gabriele Hofmann  
FOURLAW ABOGADOS

Alejandro Huertas León  
J&A GARRIGUES SLP

Marta Jiménez  
von Carstenn-Lichterfelde

DESALVADOR REAL  
ESTATE LAWYERS

Marina Lorente  
J&A GARRIGUES SLP

Alberto Lorenzo  
BANCO DE ESPAÑA

Julio Isidro Lozano  
LVA LUIS VIDAL + ARCHITECTS

Joaquín Macías  
ASHURST LLP

Alberto Manzanares  
ASHURST LLP

Daniel Marín  
GÓMEZ-ACEBO &  
POMBO ABOGADOS

Marina Martínez  
BAKER MCKENZIE

Eduardo Martínez-Matosas  
GÓMEZ-ACEBO &  
POMBO ABOGADOS

Jorge Martín-Fernández  
CLIFFORD CHANCE

Alberto Mata  
THE SPAIN AMERICAN  
BAR ASSOCIATION

José Manuel Mateo  
J&A GARRIGUES SLP

Maria Jesús Mazo Venero  
CONSEJO GENERAL  
DEL NOTARIADO

José María Menéndez Sánchez  
ASOCIACIÓN/  
COLEGIO NACIONAL DE  
INGENIEROS DEL ICAI

Valentín Merino López  
VALENTÍN MERINO  
ARQUITECTOS SL

Alberto Monreal Lasheras  
PWC SPAIN

Pedro Moreira Dos Santos  
SCA LEGAL SLP

Eva Mur Mestre  
PWC SPAIN

Álex Nistal Vázquez  
MONEREO, MEYER &  
MARINEL-LO ABOGADOS SLP

Nicolás Nogueroles Peiró  
COLEGIO DE REGISTRADORES  
DE LA PROPIEDAD Y  
MERCANTILES DE ESPAÑA

Rafael Núñez-Lagos de Miguel  
URÍA & MENÉNDEZ,  
MEMBER OF LEX MUNDI

Álvaro Felipe Ochoa Pinzón  
J&A GARRIGUES SLP

Juan Oñate  
LINKLATERS

Jorge Ortiz  
EQUIFAX IBERICA

Francisco Pablo  
DHL EXPRESS

Daniel Parejo Ballesteros  
J&A GARRIGUES SLP

Julio Peralta de Arriba  
WHITE & CASE

Patricia Pila  
DLA PIPER SPAIN SLU

María José Plaza  
ASOCIACIÓN/  
COLEGIO NACIONAL DE  
INGENIEROS DEL ICAI

Carlos Pol  
JAUSAS

Carolina Posse  
GÓMEZ-ACEBO &  
POMBO ABOGADOS

Ignacio Quintana Elena  
PWC SPAIN

Nelson Raposo Bernardo  
RAPOSO BERNARDO  
& ASSOCIADOS

Ana Ribera  
JAUSAS

Kim Riddell  
ANDALUS GLOBAL PRODUCE SL

Álvaro Rifá  
URÍA & MENÉNDEZ,  
MEMBER OF LEX MUNDI

Javier Rodríguez  
GÓMEZ-ACEBO &  
POMBO ABOGADOS

Eduardo Rodríguez-Rovira  
URÍA & MENÉNDEZ,  
MEMBER OF LEX MUNDI

Álvaro Rojo  
J&A GARRIGUES SLP

Mireia Sabate  
BAKER MCKENZIE

Eduardo Santamaría Moral  
J&A GARRIGUES SLP

Pablo Santos Fita  
DELOITTE ABOGADOS

Marcos Soberón  
LINKLATERS

Raimon Tagliavini  
URÍA & MENÉNDEZ,  
MEMBER OF LEX MUNDI

Francisco Téllez de Gregorio  
FOURLAW ABOGADOS

Adrián Thery  
J&A GARRIGUES SLP

Alberto Torres Perez  
AYUNTAMIENTO DE MADRID

Juan Verdugo  
J&A GARRIGUES SLP

Fernando Vives Ruiz  
J&A GARRIGUES SLP

Beatriz Montes Yebra  
PÉREZ-LLORCA

## SRI LANKA

ABU-GHAZALEH INTELLECTUAL  
PROPERTY (AGIP)

ASHADI

Asanka Abeysekera  
TIRUCHELVAM ASSOCIATES

Nihal Sri Ameresekere  
CONSULTANTS 21 LTD.

Nandi Anthony  
CREDIT INFORMATION  
BUREAU OF SRI LANKA

Mohamed Anverally  
ANVERALLY & SONS (PVT.) LTD.

Surangi Arawwawala  
PWC SRI LANKA

Peshala Attygalle  
NITHYA PARTNERS

Harsha Cabral  
CHAMBERS OF  
HARSHA CABRAL

Dilmini Cooray  
D.L. & F. DE SARAM

Ranjith Dayananda  
REGISTRAR GENERAL'S  
DEPARTMENT

Savantha De Saram  
D.L. & F. DE SARAM

Chamari de Silva  
F.J. & G. DE SARAM

Suvendrini Dimbulana  
D.L. & F. DE SARAM

Chamindi Ekanayake  
NITHYA PARTNERS

Manjula Ellepola  
F.J. & G. DE SARAM

Anjali Fernando  
F.J. & G. DE SARAM

Ayomi Fernando  
EMPLOYERS' FEDERATION  
OF CEYLON

P.N.R. Fernando  
COLOMBO MUNICIPAL  
COUNCIL

Shanika Fernando  
D.L. & F. DE SARAM

Saman Gamage  
CEYLON ELECTRICITY BOARD

Thambippillai Gobalasingam  
DELOITTE

Jivan Goonetilleke  
D.L. & F. DE SARAM

Naomal Goonewardena  
NITHYA PARTNERS

Shanaka Gunasekara  
F.J. & G. DE SARAM

Ramal Gunasekera  
LAN MANAGEMENT  
DEVELOPMENT SERVICE

Shehara Gunasekera  
F.J. & G. DE SARAM

Niranjala Gunatilake  
TIRUCHELVAM ASSOCIATES

Thilanka Namalie  
Haputhanthrie  
JULIUS & CREASY

Hettiarachchi Hemaratne  
THE COLOMBO TEA  
TRADERS' ASSOCIATION

Dulanjani Hettiarachchi  
F.J. & G. DE SARAM

M. Basheer Ismail  
DELOITTE

David Jacob  
FITS EXPRESS PVT. LTD.

Sonali Jayasuriya Rajapakse  
ATTORNEY-AT-LAW

Shamalie Jayatunge  
ATTORNEY-AT-LAW

Niral Kadawatharatchie  
FREIGHT LINKS  
INTERNATIONAL (PTE.) LTD.

H.E.I. Karunaratna  
COLOMBO MUNICIPAL  
COUNCIL

Chamila Karunaratne  
F.J. & G. DE SARAM

Amila Karunaratne  
FREIGHT LINE INTERNATIONAL  
(PVT.) LTD.

Janaka Lakmal  
CREDIT INFORMATION  
BUREAU OF SRI LANKA

Oshadee Liyanapathirana  
F.J. & G. DE SARAM

Heshan Mathugamage  
DEPARTMENT OF REGISTRAR  
OF COMPANIES

Jayavilal Meegoda  
CEYLON ELECTRICITY BOARD

Sujeewa Mudalige  
PWC SRI LANKA

Dunya Peiris  
D.L. & F. DE SARAM

Priyantha Peiris  
COLOMBO MUNICIPAL  
COUNCIL

Dayaratne Perera  
COLOMBO MUNICIPAL  
COUNCIL

Nissanka Perera  
PWC SRI LANKA

Nishan Premathirathne  
CHAMBERS OF  
HARSHA CABRAL

Hiranthi Ratnayake  
PWC SRI LANKA

Sanjeewanie Ratnayake  
CREDIT INFORMATION  
BUREAU OF SRI LANKA

Mohamed Rizni  
SPEED INTERNATIONAL  
FREIGHT SYSTEMS LTD.

Shane Silva  
JULIUS & CREASY

Volya Siriwardene  
TIRUCHELVAM ASSOCIATES

Priya Sivagananathan  
JULIUS & CREASY

Senai Somasekera  
URBAN DEVELOPMENT  
AUTHORITY OF SRI LANKA

Harshana Suriyapperuma  
SECURITIES & EXCHANGE  
COMMISSION

J.M. Swaminathan  
JULIUS & CREASY

Shehara Varia  
F.J. & G. DE SARAM

Hashintha Vidanapathir  
TIRUCHELVAM ASSOCIATES

G.G. Weerakkody  
COLOMBO MUNICIPAL  
COUNCIL

Malsha Wickramasinghe  
F.J. & G. DE SARAM

Oshani Wijewardena  
D.L. & F. DE SARAM

John Wilson  
JOHN WILSON PARTNERS

## ST. KITTS AND NEVIS

Michella Adrien  
THE LAW OFFICES OF  
MICHELLA ADRIEN

Charlene Berry  
SCOTIABANK

Neil Coates  
GRANT THORNTON

Jan Dash  
LIBURD AND DASH

Rayana Dowden  
WEBSTER

Evelina E-M. Baptiste  
MAGISTRATE COURT

Edward Gift  
INLAND REVENUE AUTHORITY

Bernie Greaux  
TROPICAL SHIPPING

Mechelle Liburd  
DEPARTMENT OF LABOUR

Sherry-Ann Liburd-Charles  
GONSALVES PARRY

Shaunette Pemberton  
GRANT THORNTON

Reginald Richards  
R & R ELECTRICAL  
ENGINEERING AIR  
CONDITIONING &  
REFRIGERATION SERVICES LTD.

Sanshe N.N. Thompson  
ST. KITTS ELECTRICITY  
DEPARTMENT

Warren Thompson  
CONSTRUCTION MANAGEMENT  
AND CONSULTING  
AGENCY INC. (CMCAI)

Deborah Tyrell  
HALUX CORPORATION

Larry Vaughan  
CUSTOMS AND EXCISE  
DEPARTMENT

Leonora Walwyn  
WALWYNLAW

Lennox Warner  
LENNOX WARNER  
AND PARTNER

Charles Wilkin QC  
KELSICK, WILKIN & FERDINAND

## ST. LUCIA

LUCELEC

Clive Antoine  
MINISTRY OF SUSTAINABLE  
DEVELOPMENT, ENERGY,  
SCIENCE AND TECHNOLOGY

Natalie Augustin  
GLITZENHIRN AUGUSTIN & CO.

Francis Belle  
EASTERN CARIBBEAN  
SUPREME COURT

Sardia Cenac-Prospere  
FLOISSAC FLEMING  
& ASSOCIATES

Sean Compton  
MELON|DESIGN:ARCHITECTURE

Casey Destang  
GRANT THORNTON

Geoffrey Duboulay  
FLOISSAC FLEMING  
& ASSOCIATES

Michael Duboulay  
FLOISSAC FLEMING  
& ASSOCIATES

Lydia Faisal  
RICHARD FREDERICK AND  
LYDIA FAISALS' CHAMBERS

Brenda Floissac-Fleming  
FLOISSAC FLEMING  
& ASSOCIATES

Peter I. Foster  
PETER I. FOSTER & ASSOCIATES

Carol J. Gedeon  
CHANCERY CHAMBERS

Garth George  
ST. LUCIA ELECTRICITY  
SERVICES LTD.

Cheryl Goddard-Dorville  
FLOISSAC FLEMING  
& ASSOCIATES

Claire Greene-Malaykhan  
PETER I. FOSTER & ASSOCIATES

Leevie Herelle  
HERELLE, LEEVIE & ASSOCIATES

Adrian Hilaire  
ST. LUCIA AIR AND  
SEAPORT AUTHORITY

Natasha James  
EASTERN CARIBBEAN  
SUPREME COURT

John Larcher  
J.H. LARCHER'S ELECTRICS LTD.

Kareem Larcher  
J.H. LARCHER'S ELECTRICS LTD.

Richard Peterkin  
GRANT THORNTON

Trevor Philipe  
TREVOR PHILIP AGENCIES LTD.

Martin S. Renee  
RENEE'S CONSTRUCTION  
COMPANY

Matthew T. Sargusingh  
TRI-FINITY ASSOCIATES

Catherine Sealy

Renee St. Rose  
PETER I. FOSTER & ASSOCIATES

Leandra Gabrielle Verneuil  
CHAMBERS OF JENNIFER  
REMY & ASSOCIATES

## ST. VINCENT AND THE GRENADINES

Michaela N. Ambrose  
BAPTISTE & CO. LAW FIRM

Kay R.A. Bacchus-Browne  
KAY BACCHUS-BROWNE  
CHAMBERS

Rene M. Baptiste  
BAPTISTE & CO. LAW FIRM

Odelinda Barbour  
BAPTISTE & CO. LAW FIRM

Aurin Bennett  
AURIN BENNETT ARCHITECTS

Graham Bollers  
REGAL CHAMBERS

Mikhail A.X. Charles  
BAPTISTE & CO. LAW FIRM

Paula E. David  
SAUNDERS & HUGGINS

Casey Destang  
GRANT THORNTON

Vilma Diaz de Gonsalves  
CORPORATE SERVICES INC.

Su Fraser  
SENTINEL LAW

Michael Gibson  
GIBSON CONSTRUCTION LTD.

Stanley Harris  
ST. VINCENT ELECTRICITY  
SERVICES LTD.

Isaac Legair  
DENNINGS

Moulton Mayers  
MOULTON MAYERS  
ARCHITECTS

Richard Peterkin  
GRANT THORNTON

Michael Richards  
GLOBALINK LOGISTICS GROUP

Trevor Thompson  
TVA CONSULTANT

Arthur F. Williams  
WILLIAMS & WILLIAMS

Stephen Williams  
WILLIAMS & WILLIAMS

## SUDAN

ABU-GHAZALEH INTELLECTUAL  
PROPERTY (AGIP) TMP  
AGENTS CO. LTD.

Omer Abdel Ati

Ali Abdelrahman Khalil  
SHAMI, KHALIL &  
SIDDIQ ADVOCATES

Abnaa Sayed Elobied  
ABNAA SAYED ELOBIED—  
AGRO EXPORT

Wala Hassan Aboalela  
EL KARIB & MEDANI  
ADVOCATES

Mohamed Ibrahim Adam  
DR. ADAM & ASSOCIATES

Ahmed Eldirdiri  
SUDANESE COMMERCIAL  
LAW OFFICE (SCLO)

Afaf Abdalrahim Elgozuli  
MINISTRY OF AGRICULTURE  
AND FOREST

Ahmed M. Elhaili  
AMERICAN SUDANESE  
CONSULTING INC.

Awadallah Elshaikh

Hatim Elshoush  
EL BARKAL ENGINEERING  
COMPANY

Amr Hamad Omar  
EMIRATES ISLAMIC BANK

Intisar Ibrahim

Ahmed Mahdi  
MAHMOUD ELSHEIKH OMER  
& ASSOCIATES ADVOCATES

Amin Mekki Medani  
EL KARIB & MEDANI  
ADVOCATES

Abdein Mohamed  
CIASA

Somia Mohamed  
DARKA FOR TRADING &  
SERVICES CO. LTD.

Tariq Mubarak  
EL KARIB & MEDANI  
ADVOCATES

Abdulkhakim Omar  
SDV LOGISTICS



Nafisa Omer  
OMER ABDELATI LAW FIRM  
Mohamed Alaaeldin Osman  
DARKA FOR TRADING &  
SERVICES CO. LTD.

Enas Salih  
SHAMI, KHALIL &  
SIDDIG ADVOCATES

Wafa Shami  
SHAMI, KHALIL &  
SIDDIG ADVOCATES

Husameldin Taha  
SUDANESE COMMERCIAL  
LAW OFFICE (SCLO)

Marwa Taha  
SHAMI, KHALIL &  
SIDDIG ADVOCATES

Abdel Gadir Warsama Ghalib  
DR. ABDEL GADIR  
WARSAMA GHALIB &  
ASSOCIATES LEGAL FIRM

Tag Eldin Yamani Sadig  
MONTAG TRADING &  
ENGINEERING CO. LTD.

Mohamed Zain  
KAYAN CONSULTANCY

## SURINAME

AURORA ARCHITECTS

NOTARIAAT BLOM

Robert Bottse  
HBN LAW

Anneke Chin-A-Lin

Norman Doorson  
MANAGEMENT INSTITUTE GLIS

Marcel K. Eyndhoven  
N. V. ENERGIEBEDRIJVEN  
SURINAME

Rachelle Jong-Along-Asan  
HAKRINBANK NV

Siegfried Kenschwil  
KPMG

Hans Limapo  
LIM A. PO LAW FIRM

Satish Mahe  
HAKRINBANK NV

Henk Naarendorp  
CHAMBER OF COMMERCE  
& INDUSTRY

Joanne Pancham  
CHAMBER OF COMMERCE  
& INDUSTRY

Marcel Persad  
BELASUR SERVICES

Edwards Redjosentone  
N. V. ENERGIEBEDRIJVEN  
SURINAME

Adiel Sakoer  
NV EKLIPZE LOGISTICS

Prija Soechitram  
CHAMBER OF COMMERCE  
& INDUSTRY

Albert D. Soedamah  
LAWFIRM SOEDAMAH  
& ASSOCIATES

Joanne Tanoesemito  
VSH SHIPPING

Jane Peggy Tjon  
COSTER ADVOCATEN

Maureen Tjon Jaw Chong

Silvano Tjong-Ahin  
MANAGEMENT INSTITUTE GLIS

Carol-Ann Tjon-Pian-Gi  
LAWYER AND SWORN  
TRANSLATOR

Milton van Brussel  
BDO

Nailah Van Dijk  
LAW FIRM VAN DIJK-SILOS

Jennifer van Dijk-Silos  
LAW FIRM VAN DIJK-SILOS

Baboelal Widjandra  
CHAMBER OF COMMERCE  
& INDUSTRY

Andy Wong  
N. V. ENERGIEBEDRIJVEN  
SURINAME

Anthony Wong  
GENERAL CONTRACTORS  
ASSOCIATION OF SURINAME

## SWEDEN

STOCKHOLM CITY HALL

Charles Andersson  
HAMILTON

Therese Andersson  
ÖHRLINGS  
PRICEWATERHOUSECOOPERS  
AB

Alexandra Berglin  
WHITE & CASE

Mats Berter  
MAQS LAW FIRM

Alexander Broch  
ÖRESUNDS REDOVISNING AB

Laura Carlson  
STOCKHOLM UNIVERSITY,  
DEPARTMENT OF LAW

Åke Dahlqvist  
UC

Lars Hartzell  
ELMZELL ADVOKATBYRÅ AB,  
MEMBER OF IUS LABORIS

Elisabeth Heide  
ASHURST ADVOKATBYRÅ AB

Erik Hygrell  
WISTRAND ADVOKATBYRÅ

Kim Jokinen  
ÖHRLINGS  
PRICEWATERHOUSECOOPERS  
AB

Jarle Kjellingtveit  
UNIL AS

Rikard Lindahl  
ADVOKATFIRMAN VINGE KB,  
MEMBER OF LEX MUNDI

Dennis Lindén  
LANTMÄTERIET

Thomas Lindqvist  
HAMMARSKIÖLD & CO.

Sofia Lysén  
ELMZELL ADVOKATBYRÅ AB,  
MEMBER OF IUS LABORIS

Christoffer Monell  
MANNHEIMER SWARTLING  
ADVOKATBYRÅ

Farzad Nroumand  
BAKER MCKENZIE

Karl-Arne Olsson  
WESSLAU SODERQVIST  
ADVOKATBYRA

Fredrik Osvold  
HAMMARSKIÖLD & CO.

Jesper Schönbeck  
ADVOKATFIRMAN VINGE KB,  
MEMBER OF LEX MUNDI

Mikael Söderman  
ADVOKATFIRMAN  
BASTLING & PARTNERS

Heléne Thorgren  
BOLAGSVERKET—SWEDISH  
COMPANIES REGISTRATION  
OFFICE (SCRO)

Jesper Tiberg  
ADVOKATFIRMAN LINDAHL

Albert Wällgren  
ADVOKATFIRMAN VINGE KB,  
MEMBER OF LEX MUNDI

Magnus Wennerhorn  
WHITE & CASE

Camilla Westerlund  
ALPHAGLOBE LOGISTICS

## SWITZERLAND

DIAZ REUS & TARG LLP

Christine Bassanello  
PWC SWITZERLAND

Marc Bernheim  
STAIGER ATTORNEYS-  
AT-LAW LTD.

Ralf Brink  
ABACUS SHIPPING

Lukas Bühlmann  
PWC SWITZERLAND

Martin Burkhardt  
LENZ & STAEHELIN

Massimo Calderan  
ALTENBURGER LTD.  
LEGAL + TAX

Ivo Cathry  
FRORIEP LEGAL AG

Geonata Dolotte  
AZ ELEKTRO AG

Stefan Eberhard  
OBERSON ABELS SA

Suzanne Eckert  
WENGER PLATTNER

Jana Essebier  
VISCHER AG

Stefan Fahrländer  
FAHRLÄNDER PARTNER  
AG / FPPE

Robert Furter  
PESTALOZZI, MEMBER  
OF LEX MUNDI

Gaudenz Geiger  
STAIGER ATTORNEYS-  
AT-LAW LTD.

Riccardo Geiser  
ALTENBURGER LTD.  
LEGAL + TAX

Matthias Giger  
CEVA LOGISTICS

Thomas H. Henle  
IL INDUSTRIE-LEASING LTD.

Nicolas Herzog  
NIEDERMANN RECHTSANWÄLTE

Jakob Hoehn  
PESTALOZZI, MEMBER  
OF LEX MUNDI

Patrick Hünerwadel  
LENZ & STAEHELIN

Sara Ianni-Mullins  
VISCHER AG

David Jenny  
VISCHER AG

L. Mattias Johnson  
FRORIEP LEGAL AG

Cyrill Kaeser  
LENZ & STAEHELIN

Michael Kramer  
PESTALOZZI, MEMBER  
OF LEX MUNDI

Valerie Meyer Bahar  
NIEDERER KRAFT FREY AG

Kaia Miller  
EY

Konrad Moor  
BÜRGI NÄGELI LAWYERS

Marco Mühlemann  
EY

Clarissa Muschner  
LENZ & STAEHELIN

Daniela Reinhardt  
PWC SWITZERLAND

Roman Rinderknecht  
EY

Ueli Schindler  
AECOMI/URS

Daniel Schmitz  
PWC SWITZERLAND

Corinne Studer  
HANDELSREGISTERAMT  
DES KANTONS ZÜRICH

Patrick Weber  
EKZ ELEKTRIZITÄTSWERKE  
DES KANTONS ZÜRICH

Marc Zimmermann  
LENZ & STAEHELIN

## SYRIAN ARAB REPUBLIC

Joy AbiKhalil  
PWC LEBANON

Alaa Ahmad  
SYRIAN STRATEGIC THINK  
TANK RESEARCH CENTER

Mouazza Al Ashhab  
AUDITING CONSULTING  
ACCOUNTING CENTER

Layla Alsamman  
DELOITTE

Jamil Ammar  
RUTGERS LAW SCHOOL

Ghada Armali  
SARKIS & ASSOCIATES

Nada Elsayed  
PWC LEBANON

Anas Ghazi  
MEETHAK—LAWYERS  
& CONSULTANTS

Mamon Katbeh  
CENTRAL BANK OF SYRIA

Hussein Khaddour  
SYRIAN LEGAL BUREAU

Guevara Mihoub  
HEKMIEH GROUP

Alaa Nizam  
ALAA NIZAM LAW FIRM

Gabriel Oussi  
OUSSI LAW FIRM

Ramez Raslan  
COMMERCE & ENGINEERING  
CONSULTANTS

Mohammad Samoury  
PWC LEBANON

Fadi Sarkis  
SARKIS & ASSOCIATES

Arem Taweel  
EBRAHEEM TAWHEEL  
LAW OFFICE

Ebraheem Taweel  
EBRAHEEM TAWHEEL  
LAW OFFICE

## TAIWAN, CHINA

Ginny Chang  
PAMIR LAW GROUP

Jersey Chang  
PRICEWATERHOUSECOOPERS  
LEGAL

Kuo-Ming Chang  
JOINT CREDIT  
INFORMATION CENTER

Patricia Chang  
PRICEWATERHOUSECOOPERS  
LEGAL

Victor Chang  
LCS & PARTNERS

Cherry Chen  
TSAR & TSAI LAW FIRM,  
MEMBER OF LEX MUNDI

Chih-yu Chen  
NATIONAL DEVELOPMENT  
COUNCIL REGULATORY  
REFORM CENTER

Christine Chen  
WINKLER PARTNERS

Daniel Chen  
WINKLER PARTNERS

Edgar Y. Chen  
TSAR & TSAI LAW FIRM,  
MEMBER OF LEX MUNDI

Hui-Ling Chen  
MINISTRY OF LABOR

Jean Chen  
NATIONAL DEVELOPMENT  
COUNCIL REGULATORY  
REFORM CENTER

Lan Chun Chen  
NATIONAL DEVELOPMENT  
COUNCIL REGULATORY  
REFORM CENTER

Nicholas V. Chen  
PAMIR LAW GROUP

Yo-Yi Chen  
FORMOSA TRANSNATIONAL

Chun-Yih Cheng  
FORMOSA TRANSNATIONAL

Hsin-Hsin Cheng  
WINKLER PARTNERS

Lin Chih-Hsien  
NATIONAL DEVELOPMENT  
COUNCIL REGULATORY  
REFORM CENTER

Dennis Chou  
VIA JUSTICE LAW OFFICES

Li-Li Chou  
PWC TAIWAN

Philip T. C. Fei  
FEI & CHENG ASSOCIATES

Mark Harty  
LCS & PARTNERS

Ken-Chih Hsieh  
MINISTRY OF  
ECONOMIC AFFAIRS

Sophia Hsieh  
TSAR & TSAI LAW FIRM,  
MEMBER OF LEX MUNDI

Chiayu Hsu  
TAIPOWER

Chin-Yun Hsu  
SECURITIES AND FUTURES  
BUREAU, FINANCIAL  
SUPERVISORY COMMISSION

Sylvia Hsu  
PRICEWATERHOUSECOOPERS  
LEGAL

Alina Huang  
JUDICIAL YUAN

Ariel Huang  
LCS & PARTNERS

Jamie Huang  
HUANG & PARTNERS



Margaret Huang  
LCS & PARTNERS

Charles Hwang  
YANGMING PARTNERS

Yan-Shuen Jen  
NATIONAL DEVELOPMENT  
COUNCIL REGULATORY  
REFORM CENTER

Lin Jim  
TOPTECH ELECTRICAL  
CONSULTANT

Gloria Juan  
YANGMING PARTNERS

Avis Kuo  
TBBC LTD.

En-Fong Lan  
PRIMORDIAL LAW FIRM

Grace Lan  
YANGMING PARTNERS

Jenny Lee  
PAMIR LAW GROUP

Hans Li  
TBBC LTD.

John Li  
LCS & PARTNERS

Justin Liang  
BAKER MCKENZIE

Angela Lin  
LEXCEL PARTNERS

Chin-Hung Lin  
CUSTOMS ADMINISTRATION  
OF TAIWAN

Frank Lin  
REXMED INDUSTRIES CO. LTD.

Jeffrey Lin  
JOINT CREDIT  
INFORMATION CENTER

Kien Lin  
JOINT CREDIT  
INFORMATION CENTER

Liang Chia Lin  
TEIKOKU HEAVY INDUSTRIES

Ming-Yen Lin  
DEEP & FAR,  
ATTORNEYS-AT-LAW

Nelson J. Lin  
HUANG & PARTNERS

Rich Lin  
LCS & PARTNERS

Sheau Chyng Lin  
PRIMORDIAL LAW FIRM

Veronica Lin  
EIGER

Julia Liu  
BOLLORÉ LOGISTICS  
TAIWAN LTD.

Stacy Lo  
LEXCEL PARTNERS

Wei-Chen Lo  
FINANCIAL SUPERVISORY  
COMMISSION,  
BANKING BUREAU

Judy Lu  
LEE AND LI,  
ATTORNEYS-AT-LAW

Su-Chen Lu  
NATIONAL PROPERTY  
ADMINISTRATION

Wan-Chu Lu  
MINISTRY OF INTERIOR

Mark Ohlson  
YANGMING PARTNERS

Lawrence S. Ong  
PRICEWATERHOUSECOOPERS  
LEGAL

Patrick Pai-Chiang Chu  
LEE AND LI,  
ATTORNEYS-AT-LAW

Yu-san Huang Peihuan Sung  
TAIWAN STOCK EXCHANGE  
CORPORATION

Jin-Fang Pun  
CHEN, SHYUU & PUN

Lloyd Roberts  
EIGER

Ching-Ping Shao  
COLLEGE OF LAW, NATIONAL  
TAIWAN UNIVERSITY

Yen-Fun Shih  
VIA JUSTICE LAW OFFICES

Melody Tai  
TBBC LTD.

Hsiang-Wei Tang  
MINISTRY OF LABOR

Scarlett Tang  
TSAR & TSAI LAW FIRM,  
MEMBER OF LEX MUNDI

Ming Teng  
YANGMING PARTNERS

Bee Leay Teo  
BAKER MCKENZIE

David Tien  
LEE AND LI,  
ATTORNEYS-AT-LAW

David Tsai  
LEXCEL PARTNERS

Eric Tsai  
PRICEWATERHOUSECOOPERS  
LEGAL

Lu-Fa Tsai  
DEEP & FAR,  
ATTORNEYS-AT-LAW

Huan-Kai Tseng  
PWC TAIWAN

Vivian W. Chen  
PWC TAIWAN

Antoine Wang  
TBBC LTD.

Evangeline Wang  
BAKER MCKENZIE

Fran Wang  
YANGMING PARTNERS

Richard Watanabe  
PWC TAIWAN

Yen-yi Wu  
WINKLER PARTNERS

Yu-Lian Xie  
NATIONAL DEVELOPMENT  
COUNCIL REGULATORY  
REFORM CENTER

Alex Yeh  
LCS & PARTNERS

**TAJIKISTAN**

CUSTOMS SERVICE UNDER  
THE GOVERNMENT OF THE  
REPUBLIC OF TAJIKISTAN

Timur Abdulaev  
LEGAL CONSULTING GROUP

Bakhtiyor Abdulloev  
ABM TRANS SERVICE LLC

Manuchehr Abdusamadzoda  
CIBT—CREDIT INFORMATION  
BUREAU IN TAJIKISTAN

Zarrina Adham  
CISC MDO HUMO

Zulfiya Akchurina  
GRATA INTERNATIONAL

Ilhom Amirhonov  
ABM TRANS SERVICE LLC

Dzhamshed Asrorov  
CISC MDO HUMO

Gulanor Atobek  
DELOITTE & TOUCHE LLC

Dzhamshed Buzurukov  
ISFARAFOOD LLC

Petar Chakarov  
HEALY CONSULTANTS  
GROUP PLC

Firuz Chorsanbieva  
CENTIL LAW FIRM

Daler Dusmatov  
ISFARAFOOD LLC

Akhror Edgarov  
CISC MDO HUMO

Manvel Harutyunyan  
GRANT THORNTON LLP

Gulnoz Hisamutdinova  
CENTRE OF PLANT PROTECTION  
OF TAJIK ACADEMY OF  
AGRICULTURAL SCIENCE OF  
REPUBLIC OF TAJIKISTAN

Ashraf Sharifovich Ikromov  
ARCHIDEYA CONSULTING LLC

Elena Kaeva  
PWC KAZAKHSTAN

Shahbozi Kamoliyon  
NATIONAL BANK OF TAJIKISTAN

Assel Khamzina  
PWC KAZAKHSTAN

Alisher Khoshimov  
CENTIL LAW FIRM

Valeriy Kim  
ASSOCIATION OF BANKS  
OF TAJIKISTAN

Khurshed Mirziyoev  
TAX COMMITTEE UNDER  
GOVERNMENT OF THE  
REPUBLIC OF TAJIKISTAN

Kamoliddin Mukhamedov  
GRATA INTERNATIONAL

Rustam Nazrishi  
NAZRISHO & MIRZOEV  
LAW FIRM LLC

Temirlan Nildibayev  
PWC KAZAKHSTAN

Bahodur Nurov  
GRATA INTERNATIONAL

Anjelika Pazdnyakova  
GRANT THORNTON LLP

Faizali Rajabov  
ASSOCIATION OF  
CONSTRUCTORS OF TAJIKISTAN

Firdavs S. Mirzoev  
NAZRISHO & MIRZOEV  
LAW FIRM LLC

Aisanat Safarbek  
GRATA INTERNATIONAL

Nadir Saidovich  
SAID LTD.

Iskandar Salimov  
MDO DASTRAS

Emin Sanginzoda  
MINISTRY OF LABOR,  
MIGRATION AND EMPLOYMENT  
OF POPULATION

Kanat Seidaliev  
GRATA INTERNATIONAL

Marina Shamilova  
LEGAL CONSULTING GROUP

Takdir Sharifov  
TAKDIR SHARIFOV  
PRIVATE PRACTITIONER

Rezvon Sharipov  
BARKI TOJIK

Abdujabbor Shirinov  
NATIONAL BANK OF TAJIKISTAN

Sherzod Sodatkadamov  
NAZRISHO & MIRZOEV  
LAW FIRM LLC

Shukhrat Temirov  
UNODC TAJIKISTAN

Aliya Utegaliyeva  
PWC KAZAKHSTAN

Ahror Yadgarov  
CISC MDO HUMO

**TANZANIA**

ILALA MUNICIPAL COUNCIL

Aloys Bahebe  
ALOYS & ASSOCIATES

Valery Djamby  
BOLLORÉ AFRICA LOGISTICS

Lydia Dominic

Luka Elingaya  
EAST AFRICAN LAW CHAMBERS

Esther April Enners  
CRB AFRICA LEGAL

Bosco R. Gadi  
BUSINESS REGISTRATIONS AND  
LICENSING AGENCY (BRELA)

Asma Hilal  
CRB AFRICA LEGAL

Lincoln P. Irungu  
DL SHIPPING COMPANY LTD.

Anitha Ishengoma  
TANESCO LTD.

Sophia D. Issa  
ATZ LAW CHAMBERS

Sujata Jaffer  
NEXIA SJ TANZANIA

Johnson Jasson  
JOHNSON JASSON &  
ASSOCIATES ADVOCATES

Haika-Belinda John Macha  
VEMMA CONSULT ATTORNEYS

Edward John Urio  
TANZANIA FREIGHT  
FORWARDERS ASSOCIATION

Evarist Kameja  
MKONO & CO. ADVOCATES

Njerii Kanyama  
ENSAFRICA TANZANIA  
ATTORNEYS

Frank Kanyusi  
BUSINESS REGISTRATIONS AND  
LICENSING AGENCY (BRELA)

Denis Leka  
MKONO & CO. ADVOCATES

Adam Lovett  
NORTON ROSE FULBRIGHT

Stanley Mabiti  
ABENRY & COMPANY  
ADVOCATES

Nkanwa Magina  
BANK OF TANZANIA

Siri A. Malai  
MALAI FREIGHT  
FORWARDERS LTD.

Sunil Maru  
SUMAR VARMA ASSOCIATES

Umaia Masoli  
BANK OF TANZANIA

Lydia Massawe  
NMM ATTORNEYS

Loveluck Meena  
VEMMA CONSULT ATTORNEYS

Andrew Mkapa  
BUSINESS REGISTRATIONS AND  
LICENSING AGENCY (BRELA)

Nimrod Mkono  
MKONO & CO. ADVOCATES

Deogratus Mmasy  
PWC KENYA

Freddy Moshy  
TANZANIA REVENUE  
AUTHORITY

Mirumbe Mseti  
PWC TANZANIA

Ayoub Mtafya  
NEXLAW ADVOCATES

Jonathan Mugila  
FB ATTORNEYS

Irene Mwanika  
ABENRY & COMPANY  
ADVOCATES

Angel Mwesiga  
ABENRY & COMPANY  
ADVOCATES

Deogratus Myamani  
BANK OF TANZANIA

Stella Ndikimi  
EAST AFRICAN LAW CHAMBERS

Raymond Ngatuni  
ENSAFRICA TANZANIA  
ATTORNEYS

Alex Thomas Nguluma  
ENSAFRICA TANZANIA  
ATTORNEYS

Shamiza Ratansi  
ATZ LAW CHAMBERS

Charles R.B. Rwechungura  
CRB AFRICA LEGAL

Patrick Sanga  
VEMMA CONSULT ATTORNEYS

Jacqueline Silaa  
ATZ LAW CHAMBERS

Eve Hawa Sinare  
REX CONSULTING LIMITED

Ambassador Mwanaidi Sinare  
Maajar  
ENSAFRICA TANZANIA  
ATTORNEYS

Miriam Sudi  
PWC TANZANIA

David Tarimo  
PWC TANZANIA

Mark Tindamanyire  
EAST AFRICAN LAW CHAMBERS

Camilla Yusuf  
CRB AFRICA LEGAL

**THAILAND**

CUSTOMS STANDARD  
PROCEDURE AND  
VALUATION DIVISION

EASTERN TECHNICAL  
ENGINEERING PUBLIC CO. LTD.

MESI ENGINEERING CO. LTD.

METROPOLITAN  
ELECTRICITY AUTHORITY

MINISTRY OF FINANCE

TVL GLOBAL LOGISTICS

Panida Agkavikai  
BANGKOK GLOBAL LAW  
OFFICES LIMITED

Chavapol Akkaravoranun  
BAKER MCKENZIE

Somsak Anakkasela  
PWC THAILAND

- Salinthip Anpattanakul  
SILK LEGAL COMPANY LTD.
- Puangrat Anusanti  
EY
- Janist Aphornratana  
TMF THAILAND LIMITED
- Jongruk Areewong  
BANGKOK GLOBAL LAW  
OFFICES LIMITED
- Parena Arsiranant  
BANGKOK GLOBAL LAW  
OFFICES LIMITED
- Amara Bhuwanawat  
SIAM PREMIER INTERNATIONAL  
LAW OFFICE LIMITED
- Jayavadh Bunnag  
INTERNATIONAL LEGAL  
COUNSELLORS THAILAND  
LIMITED (ILCT)
- Koravee Buranayoughkul  
JUSLAWS & CONSULT
- Thanakorn Busarasopitkul  
PWC THAILAND
- Guillaume Busschaert  
COMIN THAI ENGINEERING  
SOLUTIONS CO. LTD.
- Brendan Carroll  
BAKER MCKENZIE
- Nopadol Chaipunya  
BANGKOK METROPOLITAN  
ADMINISTRATION
- Panuwat Chaistaporn  
NORTON ROSE FULBRIGHT  
(THAILAND) LIMITED
- Panotporn Chalodhorn  
OFFICE OF THE JUDICIARY
- Aye Chananan  
PANU & PARTNERS
- Albert T. Chandler  
CHANDLER MHM LIMITED
- Isorn Chandrawong  
PROFESSIONAL ADVISORY  
& LAW LIMITED
- Udomphan Chantana  
DEPARTMENT OF LANDS
- Monvasa Charoenkhan  
LS HORIZON LIMITED
- Phadet Charoensivakon  
NATIONAL CREDIT  
BUREAU CO. LTD.
- Damrong Charoenying  
BANGKOK METROPOLITAN  
ADMINISTRATION
- Chulaphan Chettha  
HUGHES KRUPICA  
CONSULTING CO. LTD.
- Cheewin Chiangkan  
BAKER MCKENZIE
- Chinnavat Chinsangaram  
WEERAWONG, CHINNAVAT  
& PARTNERS LTD.
- Weerawong Chittmittrapap  
WEERAWONG, CHINNAVAT  
& PARTNERS LTD.
- Sukhontha Cholchawalit  
INTERNATIONAL LEGAL  
COUNSELLORS THAILAND  
LIMITED (ILCT)
- Sutinee Chongkriengkrai  
BANGKOK GLOBAL LAW  
OFFICES LIMITED
- Bhuvadol Chongsathiratham  
LS HORIZON LIMITED
- Suphakorn Chueabunchai  
CHANDLER MHM LIMITED
- Suwanna Chuerboonchai  
SECURITIES AND EXCHANGE  
COMMISSION
- Nuttita Chungswat  
ANTARES ADVISORY LTD.
- Samruay Daengduang  
DEPARTMENT OF BUSINESS  
DEVELOPMENT, MINISTRY  
OF COMMERCE
- Monnira Danwiwat  
BANGKOK GLOBAL LAW  
OFFICES LIMITED
- Thanathat Ghonkaew  
COMIN THAI ENGINEERING  
SOLUTIONS CO. LTD.
- Odel Gimena  
SIAM LEGAL
- Thirapa Glinsukon  
PWC THAILAND
- Suradech Hongsa  
DFDL (THAILAND) LIMITED
- Chalermopol Intarasing  
TILLEKE & GIBBINS
- Monthchai Itisurasing  
LEED AP
- Khwan Jarupaiboon  
BANGKOK GLOBAL LAW  
OFFICES LIMITED
- Pawee Jongrungrueang  
CHANDLER MHM LIMITED
- Kanok Jullamon  
THE SUPREME COURT  
OF THAILAND
- Suthatip Jullamon  
THE SUPREME COURT  
OF THAILAND
- Wallaya Kaewrungruang  
SIAM COMMERCIAL BANK PCL
- Nuttinee Kaewsa-ard  
NATIONAL CREDIT  
BUREAU CO. LTD.
- Piti Kerdpu  
THANATHIP & PARTNERS  
COUNSELLORS LIMITED
- Bernard Kersting  
SILK LEGAL COMPANY LTD.
- Prapaipan Khantayaporn  
PROVINCIAL ELECTRICITY  
AUTHORITY
- Jonathan Khaw  
TILLEKE & GIBBINS
- Somboon Kitiyansub  
NORTON ROSE FULBRIGHT  
(THAILAND) LIMITED
- Amnart Kongsakda  
BANGKOK GLOBAL LAW  
OFFICES LIMITED
- Yanaphat Kongyen  
SIAM PREMIER INTERNATIONAL  
LAW OFFICE LIMITED
- Supajit Koosittiphon  
RAJAH & TANN
- Punjaborn Kosolkitiwong  
DEJ-UDOM & ASSOCIATES
- Thanadech Kotchasap  
SOUTHEAST ASIA  
TECHNOLOGY CO. LTD.
- Dej-Udom Krairit  
DEJ-UDOM & ASSOCIATES
- Alan Laichareonsup  
TILLEKE & GIBBINS
- Phannarat La-Ongmanee  
TMF THAILAND LIMITED
- Chanida Leelanuntakul  
BAKER MCKENZIE
- William Lehane  
SIAM PREMIER INTERNATIONAL  
LAW OFFICE LIMITED
- Woraphong Leksakulchai  
HUGHES KRUPICA  
CONSULTING CO. LTD.
- Sakchai Limsiripothong  
WEERAWONG, CHINNAVAT  
& PARTNERS LTD.
- Kittirut Kevin Luecha  
CBSC LAW OFFICES
- Arunee Mahathorn  
THANATHIP & PARTNERS  
COUNSELLORS LIMITED
- Florian Maier  
ANTARES ADVISORY LTD.
- Douglas D. Mancill  
DEACONS
- Ploy Maneepaksin  
THANATHIP & PARTNERS  
COUNSELLORS LIMITED
- Thanissorn Masuchand  
BAKER MCKENZIE
- Rudeewan Mikhanorn  
EY
- Christian Moser  
JUSLAWS & CONSULT
- Anuwat Ngamprasertkul  
PWC THAILAND
- Permrak Nitviboon  
BANGKOK GLOBAL LAW  
OFFICES LIMITED
- Warintorn Ongart  
BANGKOK GLOBAL LAW  
OFFICES LIMITED
- Surapol Opasatien  
NATIONAL CREDIT  
BUREAU CO. LTD.
- Wynn Pakdeejit  
BAKER MCKENZIE
- Pinij Panawiwat  
C.K. & P. ELECTRIC CO. LTD.
- Krit Panyawongkhanti  
THANATHIP & PARTNERS  
COUNSELLORS LIMITED
- Krit Pasit  
THAI ELECTRICAL AND  
MECHANICAL CONTRACTORS  
ASSOCIATION
- Panu Patani  
PANU & PARTNERS
- Athiwuth Phanprechakij  
CHANDLER MHM LIMITED
- Nutthakar Phongphunpunya  
BANGKOK GLOBAL LAW  
OFFICES LIMITED
- Suriyan Phoosaha  
PEL ENGINEERING CO. LTD.
- Chanidapa Pichidgarncar  
THAI ELECTRICAL AND  
MECHANICAL CONTRACTORS  
ASSOCIATION
- Pakinee Pipatpoka  
NATIONAL CREDIT  
BUREAU CO. LTD.
- Viroj Piyawattanametha  
BAKER MCKENZIE
- Kiratika Poonsombudlert  
CHANDLER MHM LIMITED
- Ruengrit Pooprasert  
BLUMENTHAL RICHTER  
& SUMET
- Meng Porntanasawat  
SIAM LEGAL
- Prai Pralardnetr  
DEPARTMENT OF BUSINESS  
DEVELOPMENT, MINISTRY  
OF COMMERCE
- Predee Pravichpaibul  
WEERAWONG, CHINNAVAT  
& PARTNERS LTD.
- Simon Z. Rajan  
DFDL (THAILAND) LIMITED
- Apisit Sean Rangpetch  
CBSC LAW OFFICES
- Rangsima Rattana  
LEGAL EXECUTION  
DEPARTMENT
- Vunnipa Ruamrangsri  
PWC THAILAND
- Sarawut Ruamsamak  
PANU & PARTNERS
- Chaiwat Rungsipanodorn  
BANGKOK METROPOLITAN  
ADMINISTRATION
- Supanut Sam Saenewong  
Na Ayudtaya  
CBSC LAW OFFICES
- Jedsarit Sahussarungsi  
WEERAWONG, CHINNAVAT  
& PARTNERS LTD.
- Sawat Sangkavit  
SIAM PREMIER INTERNATIONAL  
LAW OFFICE LIMITED
- Rukchart Sanguanchart  
SOUTHEAST ASIA  
TECHNOLOGY CO. LTD.
- Natcha Saowapaklimkul  
NORTON ROSE FULBRIGHT  
(THAILAND) LIMITED
- Maythawee Sarathai  
MAYER BROWN JSM
- Peangnate Sathiensopon  
CHANDLER MHM LIMITED
- Ubolmas Sathiensopon  
CHANDLER MHM LIMITED
- Peangnate Sawatdipong  
CHANDLER MHM LIMITED
- Anong Seehapan  
INTERNATIONAL LEGAL  
COUNSELLORS THAILAND  
LIMITED (ILCT)
- Thosaporn Sirisumphand  
OFFICE OF THE PUBLIC SECTOR  
DEVELOPMENT COMMISSION
- Panya Sittsakonsin  
BAKER MCKENZIE
- Chawaluck Sivayathorn  
Araneta  
THANATHIP & PARTNERS  
COUNSELLORS LIMITED
- Pralakorn Siwawej  
WEERAWONG, CHINNAVAT  
& PARTNERS LTD.
- Ratanavadee Somboon  
LEGAL EXECUTION  
DEPARTMENT
- Kowit Somwaiya  
LAWPLUS LTD.
- Korakot Somwong  
SIAM LEGAL
- Kaittipat Sonchareon  
BANGKOK METROPOLITAN  
ADMINISTRATION
- Nuttakorn Sorakun  
ORBIS LEGAL ADVISORY LTD.
- Chatchawarl Charles  
Sornsurarsdr  
CBSC LAW OFFICES
- Audray Souche  
DFDL (THAILAND) LIMITED
- Kert Stavorn  
SIAM LEGAL
- Natasha Stewart  
MSNA LTD.
- Korapat Sukhummek  
PWC THAILAND
- Atchara Suknaibaiboon  
TMF THAILAND LIMITED
- Picharn Sukparangsee  
BANGKOK GLOBAL LAW  
OFFICES LIMITED
- Kesara Summacarava  
MAYER BROWN JSM
- Sunpasiri Sunpa-a-sa  
LS HORIZON LIMITED
- Apinan Suntharanan  
SIAM COMMERCIAL BANK PCL
- Pattamakan Suparp  
TMF THAILAND LIMITED
- Tanatis Suraborworn  
BANGKOK METROPOLITAN  
ADMINISTRATION
- Ruenvadee Suwanmongkol  
LEGAL EXECUTION  
DEPARTMENT
- Naddaporn Suwanvajakkasikij  
LAWPLUS LTD.
- Hunt Talmage  
CHANDLER MHM LIMITED
- Watsamon Bena Tan-Eng  
CBSC LAW OFFICES
- Thitima Tangprasert  
EY
- Suthatip Tasanachaiul  
OFFICE OF THE JUDICIARY
- Paralee Techajongjintana  
BAKER MCKENZIE
- Witchaphon Techasawatwit  
WEERAWONG, CHINNAVAT  
& PARTNERS LTD.
- Ornanong Tesabamroong  
S.J. INTERNATIONAL  
LEGAL CONSULTING AND  
ADVISORY CO. LTD.
- Noppramart  
Thammateeradaycho  
SIAM PREMIER INTERNATIONAL  
LAW OFFICE LIMITED
- Siriporn Thamwongsin  
EY
- Polpawis Thanasanchai  
INSPECTRUM ENGINEERING  
SERVICES
- Wichayaporn Thangjittiporn  
LAWPLUS LTD.
- Norarat Theeranukoon  
BANGKOK GLOBAL LAW  
OFFICES LIMITED
- Atitaya Thongboon  
LEGAL EXECUTION  
DEPARTMENT
- Nantika Tipayamontri  
INTERNATIONAL LEGAL  
COUNSELLORS THAILAND  
LIMITED (ILCT)
- Kris Tontipromya  
SECURITIES AND EXCHANGE  
COMMISSION
- Danai Triamchanchuchai  
ORBIS LEGAL ADVISORY LTD.
- Kitipong Urapeepatanapong  
BAKER MCKENZIE

Supawadee Vajasit  
*RAJAH & TANN*

Surasak Vajasit  
*RAJAH & TANN*

Nitchaya Vaneesorn  
*THANATHIP & PARTNERS*  
*COUNSELLORS LIMITED*

Kanokkorn Viriyasutum  
*CHANDLER MHIM LIMITED*

Anthony Visate Loh  
*DELOITTE*

Pobpjoy Wattanakrai  
*THANATHIP & PARTNERS*  
*COUNSELLORS LIMITED*

Somboon Weerawutiwong  
*PWC THAILAND*

Danai Wilaipornsawai  
*SOUTHEAST ASIA*  
*TECHNOLOGY CO. LTD.*

Soraya Wongbencharat  
*BANGKOK GLOBAL LAW*  
*OFFICES LIMITED*

Auradee P. Wongsaroj  
*CHANDLER MHIM LIMITED*

Warathorn Wongsawangsi  
*WEERAWONG, CHINNAVAT*  
*& PARTNERS LTD.*

Somchai Yungkarn  
*CHANDLER MHIM LIMITED*

Yada Yuwataepakorn  
*BAKER MCKENZIE*

## TIMOR-LESTE

Nur Aini Djafar Alkatiri  
*BANCO CENTRAL DE*  
*TIMOR-LESTE*

Rui Amendoeira  
*VDA—VIEIRA DE ALMEIDA*  
*& ASSOCIADOS*

Tereza André  
*MIRANDA & ASSOCIADOS*

José Borges Guerra  
*MIRANDA & ASSOCIADOS*

Paula Caldeira Dutschmann  
*MIRANDA & ASSOCIADOS*

Duarte Carneiro  
*CRA TIMOR*

João Cortez Vaz  
*VDA—VIEIRA DE ALMEIDA*  
*& ASSOCIADOS*

Marina Costa Cabral  
*VDA—VIEIRA DE ALMEIDA*  
*& ASSOCIADOS*

Joana Custóias  
*MIRANDA & ASSOCIADOS*

Octaviana Da S. A. Maxanches  
*BANCO CENTRAL DE*  
*TIMOR-LESTE*

Pascoela M. R. da Silva  
*BANCO CENTRAL DE*  
*TIMOR-LESTE*

Francisco de Deus Maia  
*BANCO CENTRAL DE*  
*TIMOR-LESTE*

Tony Duarte

Anthony Frazier

João Galamba de Oliveira  
*ABREU AND C&C ADVOGADOS*

Adi Ghanie  
*PWC INDONESIA*

Renato Guerra de Almeida  
*MIRANDA & ASSOCIADOS*

Ashish Gupta  
*NATIONAL INSURANCE*  
*TIMOR-LESTE SA (NITL)*

João Leite  
*MIRANDA & ASSOCIADOS*

Andre Lopez  
*ANL TIMOR, UNIPessoal LDA*

Isabel Mira  
*CRA TIMOR*

Paulo Oliveira  
*CRA TIMOR*

Elisa Pereira  
*ABREU AND C&C ADVOGADOS*

Octavio Pereira  
*MINISTRY OF INFRASTRUCTURE*

Vega Ramadhan  
*PWC INDONESIA*

Rui Botica Santos  
*CRA TIMOR*

Gaurav Sareen  
*DELOITTE*

Ricardo Silva  
*MIRANDA & ASSOCIADOS*

Pedro Sousa Uva  
*MIRANDA & ASSOCIADOS*

Erik Stokes  
*RMS ENGINEERING AND*  
*CONSTRUCTION*

Tim Robert Watson  
*PWC INDONESIA*

## TOGO

BCEAO

BRASCO

CREDITINFO VOLO

Abbas Aboulaye  
*AUTORITÉ DE*  
*RÈGLEMENTATION DU SECTEUR*  
*DE L'ÉLECTRICITÉ (ARSE)*

Jean-Marie Adenka  
*CABINET ADENKA*

Djifa Emeffa Adjale Suku  
*SCP DOGBEAVOU & ASSOCIES*

Kossi Mawuse Adjedomole  
*MARTIAL AKAKPO ET ASSOCIÉS*

Komi Adjivon Kowuvi  
*SOCIÉTÉ TOGOLAISE DES EAUX*

Ahmed Ezzo-Wavana Adoyi  
*OFFICE TOGOLAIS*  
*DES RECETTES*

Koudzo Mawuëna Agbemaple  
*AUTORITÉ DE*  
*RÈGLEMENTATION DU SECTEUR*  
*DE L'ÉLECTRICITÉ (ARSE)*

Kokou Gadémon Agbessi  
*CABINET LUCREATIF*

Koffi Delalom Ahiaqpor  
*OFFICE TOGOLAIS*  
*DES RECETTES*

Martial Akakpo  
*MARTIAL AKAKPO ET ASSOCIÉS*

Nicolas Kossi Akidjetan  
*ORDRE NATIONAL*  
*DES ARCHITECTES DU*  
*TOGO (ONAT)*

Yves Yaovi Akoue  
*ETINSEL*

Kossi Adoté Akpagana  
*SCP DOGBEAVOU & ASSOCIES*

Richard Kowovi A.  
*Akpoto-Koughlenou*  
*STUDIO ALPHA A.I.C.*

Kafui Amekoudi  
*MARTIAL AKAKPO ET ASSOCIÉS*

Eklou Patrick Amendah  
*ORDRE NATIONAL*  
*DES ARCHITECTES DU*  
*TOGO (ONAT)*

Coffi Alexis Aquereburu  
*AQUEREBURU AND PARTNERS,*  
*SOCIÉTÉ D'AVOCATS*  
*JURIDIQUE ET FISCAL*

Cécile Assogbavi  
*ETUDE NOTARIALE ASSOGBAVI*

Kossi Ayate  
*TRIBUNAL DE LOME*

Antoine Ayivi  
*LIGUE DES GENIES*

Emmanuel Aziatropa  
*GMC GROUPE MANU*  
*ET COMPAGNIE*

Sandrine Badjili  
*MARTIAL AKAKPO ET ASSOCIÉS*

Komi Bali  
*OFFICE TOGOLAIS*  
*DES RECETTES*

Ibrahima Beye  
*PRÉSIDENCE DE LA*  
*RÉPUBLIQUE DU TOGO*

Assiom Kossi Bokodjin  
*CABINET D'AVOCATS*  
*ME TOBLE GAGNON*

Cedric Chalvon Demersay  
*SEGUCE TOGO*

Essenouwa Degla  
*COMPAGNIE ÉNERGIE*  
*ELECTRIQUE DU TOGO (CEET)*

Kofimessa Devotsou  
*CABINET D'AVOCAT*

Kokou Djegnon  
*MINISTÈRE DE L'URBANISME*  
*ET DE L'HABITAT*

Sédjro Koffi Dogbeavou  
*SCP DOGBEAVOU & ASSOCIES*

Essiame Koko Dzoka  
*LAWYER*

Aklesso Louis-Edson Edeou  
*VERSUS ARCHITECTURE*

Bassimsouwé Edjam-Etchaki  
*DIRECTION DES SERVICES*  
*TECHNIQUE DE LA MAIRIE*

Ayaovi Gbedevi Egloh  
*OFFICE TOGOLAIS*  
*DES RECETTES*

Désiré K. Ekpe  
*DAS-TOGO*

Koffi Mawunyo Equagoo  
*CABINET D'AVOCATS*  
*MAÎTRE MENSAH-ATTOH,*  
*KOFFI SYLVAIN*

Béranger Ette  
*PWC CÔTE D'IVOIRE*

Akaakpo Evariste  
*AKASIL*

Perrin Gamatho  
*MARTIAL AKAKPO ET ASSOCIÉS*

Ayélé Annie Gbadoe Deckon  
*AQUEREBURU AND PARTNERS,*  
*SOCIÉTÉ D'AVOCATS*  
*JURIDIQUE ET FISCAL*

Méméssilé Dominique Gnazo  
*CABINET DE NOTAIRE GNAZO*

Atchroé Leonard Johnson  
*SCP AQUEREBURU & PARTNERS*

Sandra Ablamba Johnson  
*PRÉSIDENCE DE LA*  
*RÉPUBLIQUE DU TOGO*

Molgah Kadjaka-Abougnima  
*CABINET DE NOTAIRE*  
*KADIJAKA-ABOUGNIMA*

Amatékoé Kangni  
*MARTIAL AKAKPO ET ASSOCIÉS*

Komivi Kassegne  
*COMPAGNIE ÉNERGIE*  
*ELECTRIQUE DU TOGO (CEET)*

Laurent Kodjo  
*KPMG TOGO*

Joseph Kodzo Sipoto  
*MARTIAL AKAKPO ET ASSOCIÉS*

Alessou Koffi  
*GOLDEN SEED*

Folydye Kofi Zobinu  
*BOSWELL CONSULTING GROUP*

Bleounou Komlan  
*CABINET D'AVOCAT*

Hokaméto Kpenou  
*AUTORITÉ DE*  
*RÈGLEMENTATION DU SECTEUR*  
*DE L'ÉLECTRICITÉ (ARSE)*

Essouham Komlan Labari  
*OFFICE TOGOLAIS*  
*DES RECETTES*

Rufisco Lawson-Banku  
*PRÉSIDENCE DE LA*  
*RÉPUBLIQUE DU TOGO*

Koffi Sylvain Mensah Attoh  
*CABINET MAÎTRE*  
*MENSAH-ATTOH*

Colette Migan  
*CABINET MAÎTRE*  
*MENSAH-ATTOH*

Laname Nayante

Dissadama Ouro-Bodi  
*OFFICE TOGOLAIS*  
*DES RECETTES*

Julien Oyessola  
*MAERSK TOGO*

Olivier Pedanou  
*CABINET LUCREATIF*

Sandra Andrianina  
*Rakotomalala*  
*JOHN W. FFOOKS & CO.*

Lazare Sossoukpe  
*SCP DOGBEAVOU & ASSOCIES*

Vigninou Sossoukpe  
*SCP DOGBEAVOU & ASSOCIES*

Olivier Sronvi  
*PRÉSIDENCE DE LA*  
*RÉPUBLIQUE DU TOGO*

Labri Tagba  
*OFFICE TOGOLAIS*  
*DES RECETTES*

Mouhamed Tchassona Traore  
*ETUDE ME MOUHAMED*  
*TCHASSONA TRAORE*

Gagnon Yawo Toble  
*CABINET D'AVOCATS*  
*ME TOBLE GAGNON*

Fafavi Tossah Adom  
*SCP DOGBEAVOU & ASSOCIES*

Komi Tsakadi  
*CABINET DE ME TSAKADI*

Senyo Komla Wozufia  
*COMELEC ÉLECTRICITÉ*

Apotevi Zekpa  
*COMPAGNIE ÉNERGIE*  
*ELECTRIQUE DU TOGO (CEET)*

Komla Edem Zotchi  
*MARTIAL AKAKPO ET ASSOCIÉS*

**TONGA**

Rosamond Bing  
*LANDS, SURVEY AND NATURAL*  
*RESOURCES MINISTRY*

Edgar Cocker  
*MINISTRY OF COMMERCE,*  
*TOURISM AND LABOUR*

Delores Elliott

Pipiena Faupula  
*MINISTRY OF REVENUE*  
*AND CUSTOMS*

Anthony Frazier

Lopeti Heimuli  
*MINISTRY OF INFRASTRUCTURE*

Taaniela Kula  
*MINISTRY OF LANDS, SURVEY,*  
*NATURAL RESOURCES*  
*& ENVIRONMENT*

Fisilau Leone  
*MINISTRY OF INFRASTRUCTURE*

James Lutui  
*CROWN LAW*

Samisoni Masila  
*TONGA DEVELOPMENT BANK*

Cadriana Mataele  
*OCEANTRANZ TONGA LTD.*

Seini Movele  
*TONGA DEVELOPMENT BANK*

Soni Satai  
*TONGA POWER LTD.*

Dana Stephenson  
*STEPHENSON ASSOCIATES*

Ralph Stephenson  
*STEPHENSON ASSOCIATES*

Tuipulotu Taufouu  
*DATELINE TRANS-AM SHIPPING*

Alisi Nurnia Taumoepeau  
*TMP LAW*

Fine Tohi  
*DATELINE TRANS-AM SHIPPING*

Lesina Tonga  
*LESINA TONGA LAW FIRM*

Pesalili Tuiano  
*MINISTRY OF INFRASTRUCTURE*

Lavinia Tu'itahi Hermans  
*CFR LINE TONGA*

Christine M. 'Uta'atu  
*UTA'ATU & ASSOCIATES*

Fotu Veikune  
*MINISTRY OF INFRASTRUCTURE*

**TRINIDAD AND TOBAGO**

REGULATED INDUSTRIES  
COMMISSION

Ashmead Ali  
*ASHMEAD ALI & CO.*

Linda M. Besson  
*CARIBBEAN EMPLOYERS*  
*CONFEDERATION*

Brittany Brathwaite  
*CARIBBEAN EMPLOYERS*  
*CONFEDERATION*

Stein Carrington  
*GSAL DESIGNS LTD.*

Luis Dini  
*HSMDDT LTD.*

Rosanne Dopson  
*J.D. SELLIER & CO.*

Thomas Escalante  
*TRANSUNION*

Hadyn-John Gadsby  
*J.D. SELLIER & CO.*

Jeffrey Herrera  
*FITZWILLIAM STONE*  
*FURNESS-SMITH & MORGAN*

Tarek Hosenin  
*HSMDDT LTD.*

Melissa Inglefield  
M. HAMEL-SMITH & CO.  
MEMBER OF LEX MUNDI

Dexter Lall  
PREMIER CUSTOMS  
BROKERAGE

Sunil Lalloo  
GA FARRELL AND ASSOCIATES

Kevin Maraj  
PRICEWATERHOUSECOOPERS  
LIMITED

Imtiaz Mohammed  
DELTA ELECTRICAL  
CONTRACTORS LTD.

Nassim Mohammed  
EY

David Montgomery  
HLB MONTGOMERY & CO.

Evelyn Murphy  
TROPICAL SHIPPING  
AGENCY UNLIMITED

Sheldonn Mycoo  
SYNOVATIONS LIMITED

Kevin Nurse  
JOHNSON, CAMACHO & SINGH

Yolander Persaud  
ASHMEAD ALI & CO.

Sonji Pierre Chase  
JOHNSON, CAMACHO & SINGH

Catherine Ramnarine  
M. HAMEL-SMITH & CO.  
MEMBER OF LEX MUNDI

Deoraj Ramtahal  
MINISTRY OF LOCAL  
GOVERNMENT

Krystal Richardson  
M. HAMEL-SMITH & CO.  
MEMBER OF LEX MUNDI

Andre Rudder  
J.D. SELLER & CO.

Alana T.G. Russell  
ASHMEAD ALI & CO.

Alice Salandy  
GSAL DESIGNS LTD.

Arun Seenath  
DELOITTE

Debra Thompson  
M. HAMEL-SMITH & CO.  
MEMBER OF LEX MUNDI

Tammy Timal-Toonday  
GRANT THORNTON ORBIT  
SOLUTIONS LIMITED

Jonathan Walker  
M. HAMEL-SMITH & CO.  
MEMBER OF LEX MUNDI

Nikkel Wiltshire  
M. HAMEL-SMITH & CO.  
MEMBER OF LEX MUNDI

## TUNISIA

Amel Abida  
BANQUE CENTRALE DE TUNISIE

Ines Belardi  
CAF MEMBRE DU RÉSEAU  
INTERNATIONAL PWC

Adly Bellagha  
ADLY BELLAGHA & ASSOCIATES

Henda Ben Achour  
ADLY BELLAGHA & ASSOCIATES

Zied Ben Ali  
SOCIÉTÉ TUNISIENNE  
D'INDUSTRIE ÉLECTRIQUE  
ET DE LUMIÈRE (STIEL)

Amel Ben Farhat  
AGENCE DE PROMOTION  
DE L'INDUSTRIE ET DE  
L'INNOVATION—APII

Wassim Ben Mahmoud  
BUREAU WASSEM  
BEN MAHMOUD

Amel Ben Rahal  
BANQUE CENTRALE DE TUNISIE

Anis Ben Said  
GLOBAL AUDITING & ADVISING

Abdelfetah Benahji  
FERCHIOU & ASSOCIÉS

Slah-Eddine Bensaid  
SCET-TUNISIE

Abdessattar Berraies  
CABINET ZAAANOUNI  
& ASSOCIÉS

Peter Bismuth  
TUNISIE ELECTRO TECHNIQUE

Maryem Bliidi Ben Karim  
ABU GHAZALEH  
INTELLECTUAL PROPERTY

Issameddine Boujemaa  
SOCIÉTÉ TUNISIENNE  
DE L'ELECTRICITÉ ET  
DU GAZ (STEG)

Omar Boukhdir  
ITO LOGISTIC TUNISIE

Salaheddine Caid Essebsi  
CAID ESSEBSI & BEN  
SALEM ASSOCIÉS

Elyes Chafter  
CHAFTER RAOUADI LAW FIRM

Zine el Abidine Chafter  
CHAFTER RAOUADI LAW FIRM

Ali Chaouali  
SOCIÉTÉ TUNISIENNE DE  
L'ELECTRICITÉ ET DU GAZ (STEG)

Anissa Charradi  
COMMUNE DE TUNIS

Faouzi Cheikh  
BANQUE CENTRALE DE TUNISIE

Abdelmalek Dahmani  
DAHMANI TRANSIT  
INTERNATIONAL

Mohamed Derbel  
BDO

Walid I. Dziri  
ALL SEAS SHIPPING AGENCY

Mohamed Lotfi El Ajeri  
EL AJERI LAWYERS EAL

Sarra Elloumi  
CABINET ZAAANOUNI  
& ASSOCIÉS

Abderrahmen Fendri  
CAF MEMBRE DU RÉSEAU  
INTERNATIONAL PWC

Amine Ferchou  
FERCHIOU & ASSOCIÉS

Noureddine Ferchou  
FERCHIOU & ASSOCIÉS

Rym Ferchou  
FERCHIOU & ASSOCIÉS

Amina Fradi  
CAF MEMBRE DU RÉSEAU  
INTERNATIONAL PWC

Asma Ghoul  
OFFICE DE LA TOPOGRAPHIE  
ET DU CADASTRE

Kamel Gomri  
COMMUNE DE TUNIS

Imen Guettat  
CAF MEMBRE DU RÉSEAU  
INTERNATIONAL PWC

Mahmoud Hassen  
LAWYER

Anis Jabnoun  
GIDE LOYRETTE NOUËL,  
MEMBER OF LEX MUNDI

Badis Jedidi  
MEZIOU KNANI & ASSOCIÉS

Sami Kallel  
KALLEL & ASSOCIATES

Hatem Louati  
AGENCE DE PROMOTION  
DE L'INDUSTRIE ET DE  
L'INNOVATION—APII

Mabrouk Maalaoui  
CAF MEMBRE DU RÉSEAU  
INTERNATIONAL PWC

Samia Mayara  
ACCELEA ENGINEERING

Sarah Mebazaa  
ARCHITECT

Radhi Meddeb  
COMETE ENGINEERING

Amel Mrabet  
EL AJERI LAWYERS EAL

Mohamed Taieb Mrabet  
BANQUE CENTRALE DE TUNISIE

Sami Mrabet  
MINISTÈRE DES  
DOMAINES DE L'ÉTAT

Imen Noura  
CONSERVATION  
FONCIÈRE TUNISIA

Olfa Othmane  
BANQUE CENTRALE DE TUNISIE

Habiba Raouadi  
CHAFTER RAOUADI LAW FIRM

Hafedeh Trabelsi  
CABINET D'ARCHITECTURE  
HAFEDEH TRABELSI

Wassim Turki  
AWT AUDIT & CONSEIL

Anis Wahabi  
AWT AUDIT & CONSEIL

Mohamed Zaanouni  
CABINET ZAAANOUNI  
& ASSOCIÉS

MINISTRY OF FINANCE

## TURKEY

BOĞAZICI ELEKTRİK  
DAĞITIM AŞ (BEDAŞ)

ECZACIBAŞI EKOM  
DIŞ TİCARET A.Ş.

İSTANBUL ANADOLU YAKASI  
ELEKTRİK DAĞITIM ŞİRKETİ

Metin Abut  
MOROĞLU ARSEVEN

Erol Acun  
ÖZAK TEKSTİL

Hakan Ağu  
PENETRA YMM LTD.

Zeynep Ahmetoğlu  
MOROĞLU ARSEVEN

Tuğcan Akalın  
BEZEN & PARTNERS

Osman Akkaya  
ARNAVUTKOY MUNICIPALITY

Mey Akkayan  
HERGÜNER BILGEN ÖZEKE  
ATTORNEY PARTNERSHIP

Şule Akkuş  
ERSOY BİLGEHAN LAWYERS  
AND CONSULTANTS

Can Yasin Aksoy  
PAKSOY LAW FIRM

Ertuğrul Aksoy  
PWC TURKEY

Müjdem Aksoy Çevik  
CERRAHOĞLU LAW FIRM

Bora Aktürk  
AKTÜRK AB

Simge Akyüz-Haybat  
DEVRES LAW OFFICE

Duygu Alkan  
MAVIOĞLU & ALKAN  
LAW OFFICE (ADMD)

Cansu Alparman  
MAVIOĞLU & ALKAN  
LAW OFFICE (ADMD)

Ekin Altıntaş  
PWC TURKEY

Cemal Araalan  
POSTACIOĞLU LAW FIRM

Selin Barlin Aral  
PAKSOY LAW FIRM

Can Argon  
WHITE & CASE LLP

Akin Volkan Arikian  
ARIKAN PARTNERS

Nazlı Arikian  
ARIKAN PARTNERS

Ergun Benan Arseven  
MOROĞLU ARSEVEN

Eris Arslan  
KOC HOLDING

Ramiz Arslan  
MOROĞLU ARSEVEN

Nizameddin Aşa  
İSTANBUL GENERAL  
CHAMBER OF ESTATE  
AGENTS AND TRADESMEN

Erdem Atilla  
PEKİN & PEKİN

Dilek Aydemir  
YEDİTEPE UNIVERSITY

Aykut Aydın  
BEZEN & PARTNERS

İlay Aykanat  
MINISTRY OF CUSTOMS  
AND TRADE

Elvan Aziz  
PAKSOY LAW FIRM

Menduh Bağcı  
GARTNER KG TRANSPORT

Derya Baksı  
TARLAN—BAKSI LAW FIRM

Aslihan Balci  
SOMAY HUKUK BÜROSU

Z. İlayda Balkan  
MAVIOĞLU & ALKAN  
LAW OFFICE (ADMD)

Naz Bandik Hatipoglu  
ÇAKMAK LAW FIRM

Erdem Basgul  
ÇAKMAK LAW FIRM

Ipek Batum  
MOROĞLU ARSEVEN

Ayça Bayburan  
MAVIOĞLU & ALKAN  
LAW OFFICE (ADMD)

Volkan Bayram  
ORGE ELECTRICAL  
CONTRACTING

Harun Bayramoglu  
İTKİB İSTANBUL TEXTILE  
AND APPAREL EXPORTERS'  
ASSOCIATION

Aysuda Meryem Baysal  
DELOITTE

Serdar Bezen  
BEZEN & PARTNERS

Yeşim Bezen  
BEZEN & PARTNERS

Ayşe Eda Biçer  
ÇAKMAK LAW FIRM

Cansin Bilal  
PWC TURKEY

Dilara Bilgen  
PWC TURKEY

Gökrem Bilgin  
MEHMET GÜN & PARTNERS

Aysegül Bogrun  
ERSOY BİLGEHAN LAWYERS  
AND CONSULTANTS

Ali Ömer Boğuş  
EGEMENOĞLU HUKUK BÜROSU

Seyma Boydak  
SERAP ZUVIN LAW OFFICES

Yıldırım Bozbiyik  
MINISTRY OF FINANCE

Nevzat Boztaş  
İSTANBUL REGIONAL COURT

Ali Cem Budak  
AV. ALI CEM BUDAK

Gülce Budak  
PWC TURKEY

Deniz Bulut  
VESTA GÜMRÜK  
MÜSAVİRLİĞİ LTD. ŞTİ.

Başak Bumin  
PERA CONSTRUCTION

Berkant Cagal  
PWC TURKEY

Hakan Çağlar  
EMAY İNŞAAT TAAHHUT  
SANAYİ VE TİCARET A.Ş.

Hasan Çağlayan  
ABCOO

Timur Cakmak  
KPMG

Esin Çamlıbel  
TURUNÇ LAW OFFICE

Nabi Can Acar  
MOROĞLU ARSEVEN

Ahmet Can Balak  
MINISTRY OF CUSTOMS  
AND TRADE

Gökhan Çanaçi  
GENERAL DIRECTORATE  
OF LAND REGISTRY  
AND CADASTRE

Uraz Canbolat  
CERRAHOĞLU LAW FIRM

Zeynep Cantimur  
CAPITAL MARKETS  
BOARD OF TURKEY

Maria Lianides Çelebi  
BENER LAW OFFICE,  
MEMBER OF IUS LABORIS

Ezgi Celik  
TURKISH INDUSTRY AND  
BUSINESS ASSOCIATION

Pınar Çelik  
MGC LEGAL

Serdar Cetin  
ERK PROJECT ENGINEERING  
CONSULTING COMPANY LTD.

Hakkı Cihan Türk  
MGC LEGAL



|   |  |  |  |   |
|---|--|--|--|---|
| Melis Çolakoğlu<br>MAVIOĞLU & ALKAN<br>LAW OFFICE (ADMD)                          | Gökhan Fikirli<br>CAPITAL GÜMRÜK<br>MÜSAVİRLİĞİ LTD. ŞTİ                 | Zeynep Kalaycı<br>PAKSOY LAW FIRM  | Yavuz Oner<br>KPMG   | Ömer Kayhan Seyhun<br>CENTRAL BANK OF THE<br>REPUBLIC OF TURKEY                 |
| Niyazi Çömez<br>DELOITTE  | Özgür Can Geçim<br>EY  | Serdar Kale<br>SERDAR KALE LAW FIRM  | Volkan Oray<br>GÜLER DİNAMİK GÜMRÜK<br>MÜSAVİRLİĞİ AŞ              | Sinan Şişya<br>GENERAL DIRECTORATE<br>OF LAND REGISTRY<br>AND CADASTRE          |
| İsa Coşkun  | Tuba Gedik<br>PWC TURKEY   | Adil Kar<br>KÜRE İNŞAAT  | Burcu Osmanoglu<br>OSMANOĞLU HUKUK  <br>OSMANOĞLU LAW FIRM         | Sezil Simsek<br>PWC TURKEY  |
| Yavuz Dayıoğlu<br>PWC TURKEY  | Tuğçe Gödeklı<br>PWC TURKEY  | Seda Karaman<br>ERGUN AVUKATLIK BÜROSU                                       | Nursen Osmanoglu<br>OSMANOĞLU HUKUK  <br>OSMANOĞLU LAW FIRM        | Selim Sogutlu<br>DOĞUS HOLDING  |
| Sabiha Busra Demir<br>MOROĞLU ARSEVEN   | Ali Gözütok<br>DIRICAN GÖZÜTOK BAĞCI                                     | Özge Kavasoglu<br>THE BANKS ASSOCIATION<br>OF TURKEY                         | Yusuf Mansur Özer<br>ERSOY BİLGEHAN LAWYERS<br>AND CONSULTANTS     | Ayşe Ülkü Solak<br>MOROĞLU ARSEVEN  |
| Ebru Demirhan<br>TABOĞLU & DEMIRHAN   | Serkan Gul<br>HERGÜNER BILGEN OZEKE<br>ATTORNEY PARTNERSHIP              | Firat Baris Kavlak<br>KAVLAK LAW FIRM  | Hande Özgen<br>MGC LEGAL   | Murat Soyulu<br>BEZEN & PARTNERS  |
| Emine Devres<br>DEVRES LAW OFFICE   | Berkay Gül<br>KOLCUOĞLU DEMIRKAN<br>KOÇAKLI ATTORNEYS-AT-LAW             | Burak Kepkep<br>PAKSOY LAW FIRM  | Can Özilhan<br>BEZEN & PARTNERS                                    | İlke İsin Süer<br>BEZEN & PARTNERS  |
| Ebru Dicle<br>TURKISH INDUSTRY AND<br>BUSINESS ASSOCIATION                        | Müge Gül<br>POSTACIOĞLU LAW FIRM   | Hasan Kilic<br>DELOITTE  | Afife Nazlıgül Özkan<br>MAVIOĞLU & ALKAN<br>LAW OFFICE (ADMD)      | Esin Taboğlu<br>TABOĞLU & DEMIRHAN  |
| Şule Dilek Çelik<br>CERRAHOĞLU LAW FIRM   | Kenan Güler<br>GÜLER DİNAMİK GÜMRÜK<br>MÜSAVİRLİĞİ AŞ                    | Özlem Kızıl Voyvoda<br>ÇAKMAK LAW FIRM                                       | Ufuk Özongun<br>OLAM INTERNATIONAL                                 | Aysenaz Tahmaz<br>ÇAKMAK LAW FIRM   |
| Deniz Dinçer Öner<br>PWC TURKEY   | Omer Gumusel<br>PEKIN & BAYAR LAW FIRM                                   | Melis Öget Koç<br>KOLCUOĞLU DEMIRKAN<br>KOÇAKLI ATTORNEYS-AT-LAW             | Turhan Ozturk Ozturk<br>BT CUSTOMS                                 | Baris Talay<br>EVOLOG, EVOLUTION<br>LOGISTICS                                   |
| Derya Doğan<br>MOROĞLU ARSEVEN  | Arzum Gunalcin<br>GÜNALÇIN HUKUK BÜROSU                                  | Serhan Koçaklı<br>KOLCUOĞLU DEMIRKAN<br>KOÇAKLI ATTORNEYS-AT-LAW             | Özlem Özyigit<br>YASED—INTERNATIONAL<br>INVESTORS ASSOCIATION      | Dilara Tamtürk<br>MAVIOĞLU & ALKAN<br>LAW OFFICE (ADMD)                         |
| Dilara Duman<br>DUMAN LAW OFFICE  | Nurettin Gündoğmuş<br>AKTIF INVESTMENT BANK AS                           | Korhan Kocali<br>CERRAHOĞLU LAW FIRM   | Ahmed Pekin<br>PEKIN & PEKIN                                       | Berk Tanrıdağ<br>MAVIOĞLU & ALKAN<br>LAW OFFICE (ADMD)                          |
| Safa Mustafa Durakoğlu<br>ÇAKMAK LAW FIRM   | Zeki Gündüz<br>PWC TURKEY  | Galya Kohen<br>TABOĞLU & DEMIRHAN  | Ferhat Pekin<br>PEKIN & BAYAR LAW FIRM                             | Gokbige Tanyildiz<br>MAVIOĞLU & ALKAN<br>LAW OFFICE (ADMD)                      |
| Hakan Durusel<br>PEKIN & PEKIN  | Remzi Orkun Guner<br>MAVIOĞLU & ALKAN<br>LAW OFFICE (ADMD)               | Övgü Kopal<br>TURUNÇ LAW OFFICE  | İlknur Peksen<br>ERSOY BİLGEHAN LAWYERS<br>AND CONSULTANTS         | Bekir Tarık Yigit<br>GENERAL DIRECTORATE<br>OF LAND REGISTRY<br>AND CADASTRE    |
| Egemen Egemenoglu<br>EGEMENOĞLU HUKUK BÜROSU                                      | Mustafa Güneş<br>MGC LEGAL   | Demet Basak Korkmaz<br>İSTANBUL COMMERCIAL<br>COURT OF FIRST INSTANCE        | Baris Polat<br>SENGULER & SENGULER                                 | Aylin Tarlan Tüzemen<br>TARLAN—BAKSI LAW FIRM                                   |
| Yunus Egemenoglu<br>EGEMENOĞLU HUKUK BÜROSU                                       | Burcu Güray<br>MOROĞLU ARSEVEN   | Umut Korkmaz<br>PEKIN & PEKIN  | Etem Postacioğlu<br>POSTACIOĞLU LAW FIRM                           | Mehmet Ali Taskin<br>ODAMAN & TASKIN LAW FIRM                                   |
| Yasin Ekmen<br>TOBB—THE UNION OF<br>CHAMBERS AND COMMODITY<br>EXCHANGES OF TURKEY | Ömer Gürbüz<br>MEHMET GÜN & PARTNERS                                     | Fatma İpek Küçükalka<br>POSTACIOĞLU LAW FIRM                                 | Tolga Poyraz<br>EGEMENOĞLU HUKUK BÜROSU                            | Selen Terzi Özsoylu<br>PAKSOY LAW FIRM  |
| Emre Eldener<br>KITA LOGISTICS  | Ayşegül Gürsoy<br>CERRAHOĞLU LAW FIRM                                    | Dilek Kursuncu<br>CERRAHOĞLU LAW FIRM  | Erenalp Rençber<br>MİRZE-RENÇBER                                   | Duygu Tokadam Subaşı<br>TARLAN—BAKSI LAW FIRM                                   |
| Bilginç Emiroğlu<br>PEKIN & PEKIN   | Deniz Güven<br>DUMAN LAW OFFICE  | Umit Kurt<br>TIME PROJE YONETİMİ A.Ş.  | Enis Sinan Reyhan<br>HERGÜNER BILGEN OZEKE<br>ATTORNEY PARTNERSHIP | Filiz Toprak<br>MEHMET GÜN & PARTNERS   |
| Gülşen Engin<br>ÇAKMAK LAW FIRM   | Mustafa Hakan<br>ALTIN EMLAK A.Ş.  | Aybala Kurtuldu<br>SERAP ZUVIN LAW OFFICES                                   | Çağıl Sahin<br>PWC TURKEY  | Ayşe Şebnem Tufan<br>PWC TURKEY   |
| Nilay Enkür<br>TURUNÇ LAW OFFICE  | Rıdvan Haliloglu<br>MUNDOIMEX CUSTOMS<br>BROKERAGE                       | Mert Kutlar<br>MAVIOĞLU & ALKAN<br>LAW OFFICE (ADMD)                         | Eda Sahin<br>ODAMAN & TASKIN LAW FIRM                              | Mert Tuglan<br>WHITE & CASE LLP   |
| Gökben Erdem Dirican<br>DIRICAN GÖZÜTOK BAĞCI                                     | Deniz Hancer<br>SERAP ZUVIN LAW OFFICES                                  | Dilara Leventoğlu<br>TABOĞLU & DEMIRHAN                                      | Gülbin Şahinbeyoğlu<br>CENTRAL BANK OF THE<br>REPUBLIC OF TURKEY   | Sadettin Tunas<br>GENERAL DIRECTORATE<br>OF LAND REGISTRY<br>AND CADASTRE       |
| Emre Ergin Ergani<br>GENERAL DIRECTORATE<br>OF LAND REGISTRY<br>AND CADASTRE      | Remzi Hökelek<br>SARIİBRAHİMOĞLU LAW OFFICE                              | Orhan Yavuz Mavioğlu<br>MAVIOĞLU & ALKAN<br>LAW OFFICE (ADMD)                | Batuhan Şahmay<br>BENER LAW OFFICE,<br>MEMBER OF IUS LABORIS       | Nil Tunaşar<br>TRANSORIENT ULUSLARARASI<br>TAŞIMACILIK VE TİC. A.Ş.             |
| Turgut Erkeskin<br>GENEL TRANSPORT  | Nilüfer Hotan<br>MOROĞLU ARSEVEN   | Maral Minasyan<br>KOLCUOĞLU DEMIRKAN<br>KOÇAKLI ATTORNEYS-AT-LAW             | Selim Sanıbrahimoğlu<br>SARIİBRAHİMOĞLU LAW OFFICE                 | Nurcan Turan<br>TRADE REGISTRY OFFICE AT<br>THE İSTANBUL CHAMBER<br>OF COMMERCE |
| Mustafa Soner Eroğlu<br>VENTUR CUSTOMS<br>BROKERS LLC                             | Timur Hülagü<br>CENTRAL BANK OF THE<br>REPUBLIC OF TURKEY                | Ömer Mirze<br>MİRZE-RENÇBER  | Gülce Saydam Pehlivan<br>PAKSOY LAW FIRM                           | Yigit Turker<br>SERAP ZUVIN LAW OFFICES   |
| Ertug Ersoy<br>ORGE ELECTRICAL<br>CONTRACTING                                     | Begüm İlçayto<br>SARIİBRAHİMOĞLU LAW OFFICE                              | Mayıs Büşra Mollaahmetoğlu<br>KOLCUOĞLU DEMIRKAN<br>KOÇAKLI ATTORNEYS-AT-LAW | Uğur Sebzeci<br>BEZEN & PARTNERS                                   | Mehmet Selcuk Turkoglu<br>CAPITAL MARKETS<br>BOARD OF TURKEY                    |
| Goktug Ersoy<br>PAKSOY LAW FIRM   | Pınar İlter İsa<br>GÜNALÇIN HUKUK BÜROSU                                 | Busra Nur Ozturk<br>ODAMAN & TASKIN LAW FIRM                                 | Selim S. Seçkin<br>SEÇKIN LAW FIRM                                 | İbrahim Tutar<br>PENETRA YMM LTD.   |
| Selin Erten<br>ÇAKMAK LAW FIRM  | Tolga İpek<br>HERGÜNER BILGEN OZEKE<br>ATTORNEY PARTNERSHIP              | Ahmet Arkin Obdan<br>OBDAN SİSTEM GUMRUK<br>MUSAVİRLİĞİ LTD.                 | Ceren Şen<br>WHITE & CASE LLP                                      | Burcu Tuzcu Ersin<br>MOROĞLU ARSEVEN  |
| Deniz Zeynep Erverdi<br>MAVIOĞLU & ALKAN<br>LAW OFFICE (ADMD)                     | Sevi İslamagac<br>MOROĞLU ARSEVEN  | Zumbul Odaman Taskin<br>ODAMAN & TASKIN LAW FIRM                             | Selen Şenocak<br>KOLCUOĞLU DEMIRKAN<br>KOÇAKLI ATTORNEYS-AT-LAW    |   |
| Naz Esen<br>TURUNÇ LAW OFFICE   | Duru İlyem<br>BEZEN & PARTNERS   | Pelin Oğuzer<br>MOROĞLU ARSEVEN  | Kazim Senturk<br>VOESTALPINE HIGH<br>PERFORMANCE METAL A.S.        |   |
| Ecem Evin<br>MOROĞLU ARSEVEN  | Abdulkadir Kahraman<br>KPMG  | Sibel Okumusoglu<br>AKTÜRK AB  | Nazlı Nehir Sertbas<br>KAVLAK LAW FIRM                             |   |
| Merve Evrim<br>MOROĞLU ARSEVEN  | Adnan Kahveci<br>GENERAL DIRECTORATE<br>OF LAND REGISTRY<br>AND CADASTRE | Mert Oner<br>KPMG  |  |   |
| Çağdaş Evrim Ergün<br>ERGUN AVUKATLIK BÜROSU                                      |  |  |  |   |



Kayra Üçer  
HERGÜNER BILGEN OZEKE  
ATTORNEY PARTNERSHIP

Mehmet Uğurlu  
MINISTRY OF CUSTOMS  
AND TRADE

Ürün Ülkü  
MAVIOGLU & ALKAN  
LAW OFFICE (ADMD)

Leyla Ulucan  
ERSOY BILGEHAN LAWYERS  
AND CONSULTANTS

Rumeyza Canan Uluçay  
SARIBRAHİMOĞLU LAW OFFICE

Metin Uludağ  
GENERAL DIRECTORATE  
OF LAND REGISTRY  
AND CADASTRE

Merih Unal  
TRANSORIENT ULUSLARARASI  
TAŞIMACILIK VE TİC. A.Ş.

Deniz Uras  
ÇAKMAK LAW FIRM

Ü. Barış Urhan  
TÜSIAD

Nihan Uslu  
SENGULER & SENGULER

Doğa Usluel  
ÇAKMAK LAW FIRM

Anil Uysal  
TALAL ABU-GHAZALEH  
LEGAL (TAG-LEGAL)

Gülün Uzunlar  
ÖZAK TEKSTİL

Petek Varol  
MAVIOGLU & ALKAN  
LAW OFFICE (ADMD)

Fırat Yalçın  
PEKİN & PEKİN

Ayşegül Yalçınman  
CERRAHOĞLU LAW FIRM

Hasan Yaşar  
PEKİN & PEKİN

Cüneyt Yetgin  
GÜLER DİNAMİK GÜMRÜK  
MÜŞAVİRLİĞİ AŞ

Metin Anıl Yiğit  
MOROĞLU ARSEVEN

A. Çağrı Yıldız  
MAVIOGLU & ALKAN  
LAW OFFICE (ADMD)

Uzay Görkem Yıldız  
MOROĞLU ARSEVEN

Beste Yıldızlı  
TURUNÇ LAW OFFICE

Bilge Yılmaz  
MAVIOGLU & ALKAN  
LAW OFFICE (ADMD)

Can Yılmaz  
SERAP ZUVIN LAW OFFICES

Cagatay Yuce  
DELOITTE

Abdülkerim Baki Yücel  
ATTORNEY-AT-LAW

Murat Yülek  
PGLOBAL GLOBAL ADVISORY  
AND TRAINING SERVICES LTD.

Izzet Zakuto  
SOMAY HUKUK BÜROSU

Serap Zuvin  
SERAP ZUVIN LAW OFFICES

## UGANDA

UGANDA REVENUE AUTHORITY

Rose Mary Brenda Aeko  
UGANDA NATIONAL  
ROADS AUTHORITY

MaryRose Akii  
FBW GROUP

Daniel Angualia  
ANGUALIA, BUSIKU &  
CO. ADVOCATES

Robert Apenya  
ENGORU, MUTEBI ADVOCATES

Fred Atuhaire  
CAPITAL MARKETS AUTHORITY

Justine Baggyenda  
BANK OF UGANDA

Edward Balaba  
EY

Robert Bbosa  
KYEYUNE ROBERT

Alice Namuli Blazevis  
KATENDE, SSEMPEBWA  
& CO. ADVOCATES

Didymus Byenkya  
GLOBAL 6C STAR  
LOGISTICS LTD.

Katabazi Gerard  
VOLCANO COFFEE LIMITED

Marion Kakembo  
KSK ASSOCIATES

Francis Kamulegeya  
PWC UGANDA

Ali Kankaka  
KYAZZE, KANKAKA &  
CO. ADVOCATES

Doreen Kansiime  
SEBALU & LULE ADVOCATES

Stephen Kasenge  
KSK ASSOCIATES

Allan Katangaza  
BOWMANS (AF MPANGA,  
ADVOCATES)

Sophie Kayemba Mutebi  
PWC UGANDA

Lucy Kemigisha  
EY

Enoch Kibamu  
UGANDA SOCIETY  
OF ARCHITECTS

Muzamiru Kibeedi  
KIBEEDEI & CO.

Kenneth Kihembo  
KSK ASSOCIATES

George Philip Kulubya  
BOWMANS (AF MPANGA,  
ADVOCATES)

Arnold Lule  
ENGORU, MUTEBI ADVOCATES

Richard Marshall  
PWC UGANDA

Alex Mbonye Manzi  
UGANDA SHIPPERS COUNCIL

Paul Moores  
FBW GROUP

John Mugalula  
MUGALULA & OMALLA  
ADVOCATES

Patrick Mugalula  
KATENDE, SSEMPEBWA  
& CO. ADVOCATES

Henry Mugerwa  
MUTONI CONSTRUCTION  
(U) LTD.

Naboth Muhairwe  
AGABA MUHAIRWE &  
CO. ADVOCATES

Cornelius Mukiibi  
C. MUKIIBI SENTAMU  
& CO. ADVOCATES

Isaac Mumfumbiro  
UMEME LIMITED

Mark Mwanje  
COMPUSCAN CRB LTD.

Victoria Nakaddu  
SEBALU & LULE ADVOCATES

Eva Nalwanga Gitta  
KASIRYE BYARUHANGA  
AND CO.

Marion Nalwanga Kakembo  
BDO EAST AFRICA

Prosscovia Nambatya  
UGANDA SECURITIES  
EXCHANGE LTD.

Jane Nankabirwa  
FBW GROUP

Diana Nannono  
KATENDE, SSEMPEBWA  
& CO. ADVOCATES

Doreen Nawaali  
MMAKS ADVOCATES

Florence Nsubuga  
UMEME LIMITED

Kefa Nsubuga  
LAWYER

John Ntende  
UMEME LIMITED

Patricia Ocan  
UMEME LIMITED

Mercy Odu  
BOWMANS (AF MPANGA,  
ADVOCATES)

Charles Owiny Okello  
BANK OF UGANDA

Alex Rezida  
NANGWALA, REZIDA  
& CO. ADVOCATES

Kenneth Rutaremwa  
KATEERA & KAGUMIRE  
ADVOCATES

Businge Rwabwogo  
MUKWANO GROUP

Moses Segawa  
SEBALU & LULE ADVOCATES

Paul Semanda  
FBW GROUP

Alan Shonubi  
SHONUBI, MUSOKE & CO.

Brian Ssemambo  
COMPUSCAN CRB LTD.

Charles Lwanga Ssemamda  
BESTIN LIMITED

Ambrose Turyahabwe  
DHL GLOBAL  
FORWARDING (U) LTD.

## UKRAINE

Igor Agarkov  
ROKADA GROUP

Mykola Agarkov  
EGOROV PUGINSKY  
AFANASIEV & PARTNERS

Mykola Aleksandrov  
EGOROV PUGINSKY  
AFANASIEV & PARTNERS

Anna Babych  
AEQUO

Iryna Bandurko  
SPENSER & KAUFFMANN

Anastasia Belkina  
PWC

Gleb Bialyi  
EGOROV PUGINSKY  
AFANASIEV & PARTNERS

Oleg Boichuk  
EGOROV PUGINSKY  
AFANASIEV & PARTNERS

Yulia Bondar  
HLB UKRAINE

Timur Bondaryev  
ARZINGER

Alexander I. Borodkin  
VASIL KISIL & PARTNERS

Pavlo Byelousov  
AEQUO

Kateryna Chechulina  
CMS CAMERON  
MCKENNA LLC

Iaroslav Cheker  
KPMG

Sergii Datsiv  
KPMG

Ivan Demtso  
KPMG

Aleksandr Deputat  
ELIT GROUP

Anna Derevyanko  
EUROPEAN BUSINESS  
ASSOCIATION

Dmytro Donenko  
ENGARDE  
ATTORNEYS-AT-LAW

Oksana Drozhach  
Mariana Dudnyk  
PWC

Igor Dykunsyy  
DLF ATTORNEYS-AT-LAW

Anna Folvachna  
ASTERS

Andriy Fortunenکو  
AVELLUM

Leonid Gilevich  
ILYASHEV & PARTNERS

Yevgen Goncharenko  
AEQUO

Yaroslav Guseynov  
PWC

Ilhar Hakhramanov  
AVELLUM

Vitalii Hamalii  
PWC

Mykola Heletiy  
CMS CAMERON  
MCKENNA LLC

Dmytro Honcharenko  
ETERNA LAW

Roman Hryshyn-Hryshchuk  
AEQUO

Viktorii Hut  
ASTERS

Oksana Ilchenko  
EGOROV PUGINSKY  
AFANASIEV & PARTNERS

Olga Ivanova  
ARZINGER

Jon Johannesson  
IBCH

Oleg Kachmar  
VASIL KISIL & PARTNERS

Alexey Kalayda  
DTEK GRIDS

Tetiana Kanashchuk  
GLEEDS UKRAINE LLC

Oleg Kanikovskiy  
PROXEN & PARTNERS

Yuriy Karpenko  
OSNOVA CONSTRUCTION  
COMPANY

Yuriy Katser  
KPMG

Sergey Kavurko  
KIEVENERGO

Pavlo Khodakovskiy  
ARZINGER

Halyna Khomenko  
EY

Vadym A. Kizlenko  
ILYASHEV & PARTNERS

Maryana Kolyada  
PWC

Nataliia Kondrashyna  
ASTERS

Stanislav Koptilin  
ILYASHEV & PARTNERS

Andrey Kosharny  
ELIT GROUP

Kateryna Kotenko  
ELIT GROUP

Vladimir Kotenko  
EY

Alina Kuksenko  
ASTERS

Vitaliy Kulinich  
EGOROV PUGINSKY  
AFANASIEV & PARTNERS

Alla Kushnirenko  
DENTONS

Tatyana Kuzmenko  
AIG LAW FIRM

Oles Kyvat  
ASTERS

Yulia Kyrpa  
AEQUO

Oleksii Latsko  
EGOROV PUGINSKY  
AFANASIEV & PARTNERS

Yevgen Levitskyi  
AEQUO

Maksym Libanov  
NATIONAL SECURITIES AND  
STOCK MARKET COMMISSION

Nickolas Likhachov  
SPENSER & KAUFFMANN

Artem Lukyanov  
DENTONS

Anastasiya Lytvynenko  
ALKIRIS LAW FIRM

Dmytro Makarenko  
STATE SERVICE FOR GEODESY,  
CARTOGRAPHY AND CADASTER

Maksym Maksymov  
VASIL KISIL & PARTNERS

Oleh Malskyy  
ETERNA LAW

Victor Marchan  
DENTONS

Bohdana Marchuk  
ASTERS

Olexander Martynenko  
CMS CAMERON  
MCKENNA LLC

Dmytro Melnik  
KPMG

Larysa Melnychuk  
ZAMMLER UKRAINE LLC

Sona Mursalova  
KPMG

Ivan Mustanien  
EY

Mariya Natsyna  
AIG LAW FIRM

Yuriy Nechayev  
AVELLUM

Mykola Negrych  
GEOS DEVELOPMENT  
AND CONSTRUCTION

Vyacheslav Nykytenko  
GLEEDS UKRAINE LLC

Kateryna Oliynyk  
EGOROV PUGINSKY  
AFANASIEV & PARTNERS

Liliya Palko  
KPMG

Alesya Pavlynska  
ARZINGER

Serhiy Piontkovsky  
BAKER MCKENZIE

Sergiy Popov  
KPMG

Yulia Potsiluiko  
EGOROV PUGINSKY  
AFANASIEV & PARTNERS

Vitaliy Pravdyuk  
KONNOV & SOZANOVSKY

Julia Prikhodko  
EGOROV PUGINSKY  
AFANASIEV & PARTNERS

Oleg Ptukh  
JURIDICHESKIJ SUPERMARKET

Maksym Reshtakov  
VASIL KISIL & PARTNERS

Roman Riabenko  
VASIL KISIL & PARTNERS

Alexander Rotov  
CONFEDERATION OF  
BUILDERS OF UKRAINE

Vadym Samoilenko  
ASTERS

Olga Samusieva  
HLB UKRAINE

Iuliia Savchenko  
ASTERS

Maryana Sayenko  
ASTERS

Natalia Selyakova  
DENTONS

Olga Serbul  
LAW FIRM IP & C CONSULT LLC

Stepan Shef  
HLB UKRAINE

Victor Shekera  
KPMG

Olga Shenk  
CMS CAMERON  
MCKENNA LLC

Oleg Shevchuk  
PROXEN & PARTNERS

Naida Shykhkerimova  
KPMG

Anton Sintsov  
EGOROV PUGINSKY  
AFANASIEV & PARTNERS

Natalia Spiridonova  
EGOROV PUGINSKY  
AFANASIEV & PARTNERS

Yulia Spolitak  
ETERNA LAW

Iryna Stelmakh  
ZAMMLER UKRAINE LLC

Andriy Stelmashchuk  
VASIL KISIL & PARTNERS

Roman Stepanenko  
EGOROV PUGINSKY  
AFANASIEV & PARTNERS

Andriy Stetsenko  
CMS CAMERON  
MCKENNA LLC

Mykola Stetsenko  
AVELLUM

Olga Stetsenko  
CMS CAMERON  
MCKENNA LLC

Dmitriy Sykaluk  
DLF ATTORNEYS-AT-LAW

Dmytro Symanov  
CAI & LENARD

Marharyta Tatarova  
ETERNA LAW

Anna Tkachenko  
DENTONS

Stanislav Tolochniy  
ZAMMLER UKRAINE LLC

Andriy Tsvytkov  
ATTORNEYS' ASSOCIATION  
GESTORS

Viktoria Tymoshenko  
PWC

Serhii Uvarov  
AVELLUM

Camiel van der Meij  
PWC

Andriy Valentinovich Vavrish  
RIVERSIDE DEVELOPMENT LTD.

Slava Vlasov  
PWC

Yuliia Volkova  
AEQUO

Elena Volyanskaya  
LCF LAW GROUP

Olexiy Yanov  
LAW FIRM IP & C CONSULT LLC

Yulia Yashenkova  
AIG LAW FIRM

Aleksandra Yevstafyeva  
EGOROV PUGINSKY  
AFANASIEV & PARTNERS

Anna Zorya  
ARZINGER

Kateryna Zviagina  
ARZINGER

#### UNITED ARAB EMIRATES

Qurashi Abdulghani  
DUBAI MUNICIPALITY

Nadia Abdulrazagh  
NADIA ABDULRAZAGH  
ADVOCACY & LEGAL  
CONSULTATIONS

Hakam Abu-Zarour  
EMIRATES DEVELOPMENT BANK

Sultan Ibrahim Al Akraf  
DUBAI LAND DEPARTMENT

Ahmad Al Ameri  
DUBAI COURTS

Faris Al Amoudi  
WHITE & CASE

Laila Al Asbahi  
TAMLEEK REAL ESTATE  
REGISTRATION TRUSTEE

Mahmood Al Bastaki  
DUBAI TRADE

Obaid Saif Atiq Al Falasi  
DUBAI ELECTRICITY AND  
WATER AUTHORITY

Ibraheam Al Hosani  
DUBAI COURTS

Abdullah Al Kaytoob  
DUBAI COURTS

Yousuf Mohd Al Khazraji  
DUBAI ELECTRICITY AND  
WATER AUTHORITY

Tareq Al Marzooqi  
AL ETHAD CREDIT BUREAU

Mona Al Mulla  
DUBAI COURTS

Marwan Sultan Al Sabbagh  
DUBAI ELECTRICITY AND  
WATER AUTHORITY

Mohammed Al Suboosi  
DUBAI COURTS

Maryam Al Suwaidi  
EMIRATES SECURITIES AND  
COMMODITIES AUTHORITY

Mohammad Al Suwaidi  
AL SUWAIDI & COMPANY

Hussam Al Talhuni  
MINISTRY OF FINANCE

Faizan Asif Ali  
BLUE ZONE  
ELECTROMECHANICAL LLC

Muhammad Mohsin Ali  
ADAM GLOBAL

Amir H. Aljord  
ABDULLAH ALZAROONI  
ADVOCATES AND LEGAL  
CONSULTANTS

Hussain Almatrood  
AL TAMIMI & COMPANY  
ADVOCATES & LEGAL  
CONSULTANTS

Layali AlMulla  
DUBAI MUNICIPALITY

Taiba Alsafar  
AL TAMIMI & COMPANY  
ADVOCATES & LEGAL  
CONSULTANTS

Hassan Arab  
AL TAMIMI & COMPANY  
ADVOCATES & LEGAL  
CONSULTANTS

Anil Azhikodan Veettil  
CENTRAL BANK OF THE  
UNITED ARAB EMIRATES

Elmugtaba Bannaga

Piyush Bhandari  
INTUIT MANAGEMENT  
CONSULTANCY

Mazen Boustany  
BAKER MCKENZIE

Omar Bushahab  
BUSINESS REGISTRATION  
IN DEPARTMENT OF  
ECONOMIC DEVELOPMENT

Maggie Chang  
PWC UNITED ARAB EMIRATES

Pooja Dabir  
PWC UNITED ARAB EMIRATES

Lisa Dale  
AL TAMIMI & COMPANY  
ADVOCATES & LEGAL  
CONSULTANTS

Tania De Swart  
REED SMITH

Niaz Ebrahim  
BRIGHT ELECTRICAL  
WORKS LLC

Ghassan El Asmar  
DUBAI ELECTRICITY AND  
WATER AUTHORITY

Usman Elahi  
AL ETHAD CREDIT BUREAU

Rohit Ghai  
10 LEAVES LIMITED

Syed Ali Hussnain Gilani  
AL MEHER CONTRACTING  
CO. LLC

Jamal Guzman  
AL AJMI ENGINEERING  
CONSULTANTS

Riya Habeeb  
OHIM ELECTROMECHANIC

Nazim Hashim  
AFRIDI & ANGELL, MEMBER  
OF LEX MUNDI

Sydene Helwick  
AL TAMIMI & COMPANY  
ADVOCATES & LEGAL  
CONSULTANTS

Mohamed Hilal  
FAHAD BIN TAMIM  
ADVOCATES AND LEGAL  
CONSULTANTS

Ziad Jibril  
TALAL ABU-GHAZALEH  
LEGAL (TAG-LEGAL)

Edger Larose Joseph  
AMPTEC  
ELECTROMECHANICAL LLC

Sony Joseph  
INTERTECHS  
ELECTROMECHANICAL  
CONTRACTORS LLC

Joniah Kshalaba  
PWC UNITED ARAB EMIRATES

Mohammad Z. Kawasmi  
AL TAMIMI & COMPANY  
ADVOCATES & LEGAL  
CONSULTANTS

Dean Kern  
PWC UNITED ARAB EMIRATES

Ashraf Khadir  
AL TAMIMI & COMPANY  
ADVOCATES & LEGAL  
CONSULTANTS

Vipul Kothari  
KOTHARI AUDITORS  
& ACCOUNTANTS

Charles Laubach  
AFRIDI & ANGELL, MEMBER  
OF LEX MUNDI

Katrina Mackay  
REED SMITH

Rana Madi  
DUBAI MUNICIPALITY

Christine Maksoud  
BAROUDI & ASSOCIATES

Junaid Malik  
AL ETHAD CREDIT BUREAU

Udayan Mukherjee  
DENTONS

Mahmoud Najjar  
ADNAN SAFFARINI  
CONSULTANTS

Himadri Pathak  
INTUIT MANAGEMENT  
CONSULTANCY

Vijendra Vikram Singh Paul  
TALAL ABU-GHAZALEH  
LEGAL (TAG-LEGAL)

Sinoj Philip

Nicolas Pieri  
REED SMITH

Ahmed Qamzi  
CENTRAL BANK OF THE  
UNITED ARAB EMIRATES

Motaz Qaoud  
AL KHAWAJA ENGINEERING  
CONSULTANCY

Samer Qudah  
AL TAMIMI & COMPANY  
ADVOCATES & LEGAL  
CONSULTANTS

Mohamed Younus Rafeeq  
BINLAHEJ  
ELECTROMECHANICAL LLC

Yusuf Rafiudeen  
DUBAI ELECTRICITY AND  
WATER AUTHORITY

Ashraf M. Rahman  
ADAM GLOBAL

Azizur Rahman  
CHANCE ELECTROMECHANICAL  
WORKS LLC

Johnson Rajan  
INTUIT MANAGEMENT  
CONSULTANCY

Mehul Rajyaguru  
AL HILJ STAR  
ELECTROMECHANICAL  
WORKS LLC

Chatura Randeniya  
AFRIDI & ANGELL, MEMBER  
OF LEX MUNDI

Jochem Rossel  
PWC UNITED ARAB EMIRATES

Mohammad Safwan  
AL HASHEMI PLANNERS,  
ARCHITECTS, ENGINEERS

Said Said  
DUBAI TRADE

Mohammed Ahmed Saleh  
DUBAI MUNICIPALITY

Safiya Samhan  
DUBAI COURTS

Sulakhana Senanayake  
AFRIDI & ANGELL, MEMBER  
OF LEX MUNDI

Osama Shabaan  
TALAL ABU-GHAZALEH  
LEGAL (TAG-LEGAL)

Hassan Shakrouf  
GLOBAL TEAM UAE

Advaita Sharma  
ADAM GLOBAL

Arvind Sinha  
RCS PVT. LTD. BUSINESS  
ADVISORS GROUP

Walid Takroui  
AL ETHAD CREDIT BUREAU

Hamad Thani Mutar  
DUBAI COURTS

Nitin Tirath  
DUBAI TRADE

Arun Udayabhanu  
BRIGHT ELECTRICAL  
WORKS LLC

Hannan Uddin  
CHANCE ELECTROMECHANICAL  
WORKS LLC

Alan Wood  
PWC UNITED ARAB EMIRATES

Baher Yousef  
ENGINEERING CONSULTANTS  
GROUP (ECG)

#### UNITED KINGDOM

COMPANIES HOUSE

DIAZ REUS & TARG LLP

EN SUITER & SONS LTD.

HIGGINS CONSTRUCTION

NPS GROUP  
THE INSOLVENCY SERVICE  
WHITE & CASE LLP  
Olivia Anderson  
MILBANK, TWEED, HADLEY  
& MCCLOY LLP  
Marie Batchelor  
BIRKETTS LLP  
Gautam Bhattacharyya  
REED SMITH LLP  
Moshe Bordon  
MILBANK, TWEED, HADLEY  
& MCCLOY LLP  
Marlies Braun  
WEDLAKE BELL LLP  
Hannah Brellisford  
MORRISON & FOERSTER LLP  
Kerri Bridges  
REED SMITH LLP  
Danny Campbell  
PWC UNITED KINGDOM  
Brendon Christian  
BUSINESS LAW BC  
Karen Clarke  
CMS CAMERON MCKENNA LLP  
Michael Collard  
5 PUMP COURT CHAMBERS  
Christopher Collins  
SHEARMAN & STERLING LLP  
James Collinson  
DLA PIPER UK LLP  
Ashley Damiral  
CMS CAMERON MCKENNA LLP  
Neelesh Dattar  
ALBIEA  
John Dewar  
MILBANK, TWEED, HADLEY  
& MCCLOY LLP  
Charlotte Doherty  
HARBOTTLE & LEWIS  
Zaki Ejaz  
RIGHT LEGAL ADVICE  
Paul Fleming  
DECHERT LLP  
Yvonne Gallagher  
HARBOTTLE & LEWIS  
Johan Garcia  
SHERRARDS SOLICITORS  
Donald Gray  
DARWIN GRAY LLP  
Rakesh Grubb-Sharma  
MORRISON & FOERSTER LLP  
Louise Gullifer  
OXFORD UNIVERSITY,  
COMMERCIAL LAW CENTER  
Andrew Haywood  
PENNINGTONS MANCHES LLP  
Jerry Healy  
SHEARMAN & STERLING LLP  
Chris Horrocks  
DECHERT LLP  
Daden Hunt  
BIRKETTS LLP  
Richard Isham  
WEDLAKE BELL LLP  
Hannah Jones  
SHERRARDS SOLICITORS  
Michael Josypenko  
INSTITUTE OF EXPORT  
Robert Keen  
BRITISH INTERNATIONAL  
FREIGHT ASSOCIATION

Katherine Keenan  
WEDLAKE BELL LLP  
Pascal Lalande  
HER MAJESTY'S  
LAND REGISTRY  
Sarah Lawson  
DENTON WILDE SAPTE  
Bob Ledsome  
MINISTRY OF HOUSING,  
COMMUNITIES AND  
LOCAL GOVERNMENT  
Sarah Leslie  
SHEPHERD AND  
WEDDERBURN LLP  
Sandra Lou  
SKADDEN, ARPS, SLATE,  
MEAGHER & FLOM LLP  
Neil Maclean  
SHEPHERD AND  
WEDDERBURN LLP  
Neil Magrath  
UK POWER NETWORKS  
Christopher Mallon  
SKADDEN, ARPS, SLATE,  
MEAGHER & FLOM LLP  
Peter Manning  
SIMMONS & SIMMONS LLP  
Paul Marmor  
SHERRARDS SOLICITORS  
Katie Matthews  
SHEARMAN & STERLING LLP  
Mark McGarry  
SAFFERY CHAMPNESS  
Antoinette McManus  
PWC UNITED KINGDOM  
Monika Mecevic  
DECHERT LLP  
Howard Morris  
MORRISON & FOERSTER LLP  
Phil Moss  
LUBBOCK FINE—MEMBER  
OF RUSSELL BEDFORD  
INTERNATIONAL  
Tom Neilson  
MILBANK, TWEED, HADLEY  
& MCCLOY LLP  
Peter Newman  
MILBANK, TWEED, HADLEY  
& MCCLOY LLP  
Kevin Nicholson  
PWC UNITED KINGDOM  
Felicia Hanson Ofori-Quaah  
MILBANK, TWEED, HADLEY  
& MCCLOY LLP  
Chidi Onyeché  
LATHAM & WATKINS LLP  
Elizabeth Ormesher  
CMS CAMERON MCKENNA LLP  
Ivy-Victoria Otradovec  
SHEARMAN & STERLING LLP  
Emma Phillips  
HER MAJESTY'S  
LAND REGISTRY  
Helena Potts  
LATHAM & WATKINS LLP  
Edward Rarity  
SHEARMAN & STERLING LLP  
Matthew Roberts  
SHEARMAN & STERLING LLP  
Alex Rogan  
SKADDEN, ARPS, SLATE,  
MEAGHER & FLOM LLP  
Brittany Roger  
SHEARMAN & STERLING LLP

Benedict Sharrock  
REED SMITH LLP  
Georgia Shaw  
WEDLAKE BELL LLP  
Richard Simms  
PWC UNITED KINGDOM  
Michael Steiner  
DENTON WILDE SAPTE  
Philip Stopford  
SHEARMAN & STERLING LLP  
William Summerlin  
CMS CAMERON MCKENNA LLP  
Aidan Sutton  
PWC UNITED KINGDOM  
Stuart Swift  
MILBANK, TWEED, HADLEY  
& MCCLOY LLP  
Isabel Vickers  
MILBANK, TWEED, HADLEY  
& MCCLOY LLP  
Sam Whitaker  
SHEARMAN & STERLING LLP  
Alistair White  
DLA PIPER UK LLP  
Geoff Wilkinson  
WILKINSON CONSTRUCTION  
CONSULTANTS  
David Ziyambi  
LATHAM & WATKINS LLP  
**UNITED STATES**  
DIAZ REUS & TARG LLP  
Paula Allegra Stuart Kane  
Manish Antani  
BLANK ROME LLP  
Bjorn Bjerke  
SHEARMAN & STERLING LLP  
Eve Brackmann  
STUART KANE  
Simon Cassell  
WHITE & CASE LLP  
Steven Clark  
CLARK FIRM PLLC  
Carlos Cruz  
Maria Amalia Cruz  
Melanie L. Cyganowski  
OTTERBOURG PC  
Anne-Karine Dabo  
WHITE & CASE LLP  
Vilas Dhar  
DHAR LAW, LLP  
George Dimov  
GEORGE DIMOV, CPA  
Joshua L. Ditelberg  
SEYFARTH SHAW LLP  
Buddy Donohue  
SHEARMAN & STERLING LLP  
Paul Drizner  
SEYFARTH SHAW LLP  
Michael Dyll  
TEXAS INTERNATIONAL FREIGHT  
David Elden  
PARKER, MILLIKEN, CLARK,  
O'HARA & SAMUELIAN  
Paul Epstein  
SHEARMAN & STERLING LLP  
Julia Fetherston  
BOSTON CONSULTING GROUP  
Irma Foley  
ORRICK, HERRINGTON  
& SUTCLIFFE LLP  
William Gould  
TROYGOULD PC

Javier Gutierrez  
STUART KANE  
Michael Guttentag  
LOYOLA SCHOOL OF  
LAW, LOS ANGELES  
Tony Hadley  
EXPERIAN  
Thomas Halket  
Timi Anyon Hallem  
MANATT, PHELPS  
& PHILLIPS LLP  
Sanford Hillsberg  
TROYGOULD PC  
Neil Jacobs  
NI JACOBS & ASSOCIATES  
Christopher Kelleher  
SEYFARTH SHAW LLP  
Joshua Kochath  
COMAGE CONTAINER LINES  
John LaBar  
HENRY, MCCORD,  
BEAN, MILLER, GABRIEL  
& LABAR PLLC  
Jen Leary  
CLIFTONLARSONALLEN LLP  
Sophie Jihye Lee  
SHEARMAN & STERLING LLP  
Wen-Ching Lin  
LAW OFFICES OF  
WEN-CHING LIN  
Bradford L. Livingston  
SEYFARTH SHAW LLP  
Michael Lobie  
SEYFARTH SHAW LLP  
Jim MacLellan  
THE PORT OF LOS ANGELES  
Jeffrey Makin  
ARENT FOX LLP  
Michael Mantell  
MANTELL LAW  
Eliza McDougall  
WHITE & CASE LLP  
Dietrick Miller  
TROYGOULD PC  
Amy Moore  
CLIFTONLARSONALLEN LLP  
Rob Morrison  
WHITE & CASE LLP  
Kelly J. Murray  
PWC UNITED STATES  
David Newberg  
COLLIER, HALPERN,  
NEWBERG, NOLLETTI LLP  
Christopher O'Connell  
PARKER, MILLIKEN, CLARK,  
O'HARA & SAMUELIAN  
Jennifer Oosterbaan  
SHEARMAN & STERLING LLP  
Michael Pettingil  
SHEARMAN & STERLING LLP  
Eric Pezold  
SNELL & WILMER  
Shanen Prout  
LAW OFFICE OF  
SHANEN R. PROUT  
Karen Quintana  
YUSEN LOGISTICS AMERICAS  
Kenneth Rosen  
UNIVERSITY OF ALABAMA  
SCHOOL OF LAW  
Daren M. Schlechter  
LAW OFFICE OF DAREN  
M. SCHLECTER

William Shawn  
SHAWNCOULSON LLP  
Wes Sheldon  
SHEARMAN & STERLING LLP  
Richard L. Stehl  
OTTERBOURG PC  
Joseph Tannous  
JT CONSTRUCTION  
Michael Temin  
FOX ROTHSCHILD LLP  
Frederick Turner  
James J. Varellas III  
VARELLAS & VARELLAS  
Robert Wallace  
STUART KANE  
Rishi Wijay  
SHEARMAN & STERLING LLP  
Olga Zalomiy  
LAW OFFICES OF OLGA  
ZALOMIY PC  
Andry Zinsou  
SHEARMAN & STERLING LLP  
**URUGUAY**  
EQUIFAX—CLEARING  
DE INFORMES  
JIMÉNEZ DE ARÉCHAGA,  
VIANA & BRAUSE  
Ana Inés Alfaro de Hegedus  
FISCHER & SCHICKENDANTZ  
Marta Alvarez  
ADMINISTRACIÓN NACIONAL  
DE USINAS Y TRANSMISIÓN  
ELÉCTRICA (UTE)  
Bernardo Amorín  
AMORIN ABOGADOS  
Alfredo Arocena  
FERRERE ABOGADOS  
Gaston Atchugarry  
GASTON ATCHUGARRY  
ARQUITECTURA  
Fernando Bado  
ESTUDIO DR. MEZZERA  
Leticia Barrios  
Jonás Bergstein  
BERGSTEIN ABOGADOS  
Juan Bonet  
GUYER & REGULES,  
MEMBER OF LEX MUNDI  
Luis Burastero Servetto  
LUIS BURASTERO & ASOC.  
Carina Camarano  
DIRECCIÓN NACIONAL DE  
ADUANAS URUGUAY  
Enrique Canon  
DIRECCIÓN NACIONAL DE  
ADUANAS URUGUAY  
Lucía Carbajal  
POSADAS, POSADAS & VECINO  
Maria Noel Corchs  
TMF GROUP  
Victoria Costa  
HUGHES & HUGHES  
Leonardo Couto  
JOSE MARIA FACAL & CO.  
Hernán de la Fuente  
ESCRIBANÍA DE LA FUENTE  
Fernando De Posadas  
POSADAS, POSADAS & VECINO  
Rosana Díaz  
SUPERINTENDENCIA  
DE SERVICIOS  
FINANCIEROS—BANCO  
CENTRAL DEL URUGUAY

Carolina Díaz De Armas  
GUYER & REGULES,  
MEMBER OF LEX MUNDI

Milagros Eiroa  
PWC URUGUAY

Karen Elorza  
GALANTE & MARTINS

Analia Fernández Gonzalez  
BERGSTEIN ABOGADOS

Javier Fernández Zerbino  
BADO, KUSTER, ZERBINO  
& RACHETTI

José Ferrara  
ANP (ADMINISTRACIÓN  
NACIONAL DE PUERTOS)

Hector Ferreira  
HUGHES & HUGHES

Juan Federico Fischer  
ANDERSEN GLOBAL

Sergio Franco  
PWC URUGUAY

Carolina Fuica  
GUYER & REGULES,  
MEMBER OF LEX MUNDI

Diego Galante  
GALANTE & MARTINS

Giorgina Galante  
GALANTE & MARTINS

Margarita García  
ESTUDIO LOZANO LTDA

Alejandra García  
FERRERE ABOGADOS

Daniel García  
PWC URUGUAY

Enrique García Pini  
ADMINISTRACIÓN NACIONAL  
DE USINAS Y TRANSMISIÓN  
ELÉCTRICA (UTE)

Marcelo García Pintos  
GUYER & REGULES,  
MEMBER OF LEX MUNDI

Martín Gastañaga  
MINISTERIO DE GANADERÍA,  
AGRICULTURA Y PESCA

Rodrigo Gonzalez  
GUYER & REGULES,  
MEMBER OF LEX MUNDI

Nelson Alfredo Gonzalez  
SDV URUGUAY

Pablo Gonzalez  
TMF GROUP

Tomas Gurmendez  
POSADAS, POSADAS & VECINO

Andrés Hessdörfer  
OLIVERA ABOGADOS

Alfredo Inciarte Blanco  
ESTUDIO INCIARTE

Daniela Jaunarena  
AMORIN ABOGADOS

Jimena Lanzani  
GUYER & REGULES,  
MEMBER OF LEX MUNDI

Santiago Madalena  
GUYER & REGULES,  
MEMBER OF LEX MUNDI

Leandro Marques  
PWC URUGUAY

Ana Claudia Marrero  
BERGSTEIN ABOGADOS

Enrique Martinez  
ASOCIACIÓN DE  
DESPACHANTES DE  
ADUANA DEL URUGUAY

Enrique Martínez  
Schickendantz  
ASOCIACIÓN DE  
DESPACHANTES DE  
ADUANA DEL URUGUAY

Lucía Matulevicius  
RUSSELL BEDFORD  
INTERNATIONAL

Leonardo Melos

Ricardo Mezzera  
MEZZERA ABOGADOS

Alejandro Miller Artola  
GUYER & REGULES,  
MEMBER OF LEX MUNDI

Federico Moares  
RUSSELL BEDFORD  
INTERNATIONAL

Daniel Ignacio Mosco Gómez  
GUYER & REGULES,  
MEMBER OF LEX MUNDI

Pablo Mosto  
ADMINISTRACIÓN NACIONAL  
DE USINAS Y TRANSMISIÓN  
ELÉCTRICA (UTE)

María Mercedes Nin  
BERGSTEIN ABOGADOS

Mateo Noseda  
GUYER & REGULES,  
MEMBER OF LEX MUNDI

Lucía Patrón  
FERRERE ABOGADOS

Alejandro Pena  
SUPERINTENDENCIA  
DE SERVICIOS  
FINANCIEROS—BANCO  
CENTRAL DEL URUGUAY

Domingo Pereira  
BERGSTEIN ABOGADOS

Federico Pereira  
PWC URUGUAY

Mariana Pisón  
BERGSTEIN ABOGADOS

Walter Planells  
FERRERE ABOGADOS

María Clara Porro  
FERRERE ABOGADOS

María Posada  
SUPERINTENDENCIA  
DE SERVICIOS  
FINANCIEROS—BANCO  
CENTRAL DEL URUGUAY

María Carolina Queraltó  
ARCIA STORACE FUENTES  
MEDINA ABOGADOS

María Macarena Rachetti  
PWC URUGUAY

Cecilia Ricciardi  
ANDERSEN GLOBAL

Carolina Sarroca  
ARCIA STORACE FUENTES  
MEDINA ABOGADOS

Eliana Sartori  
PWC URUGUAY

Valeria Sasso  
AGRONEGOCIOS DEL PLATA

Fabiana Steinberg  
HUGHES & HUGHES

Dolores Storace  
ARCIA STORACE FUENTES  
MEDINA ABOGADOS

Carolina Techera  
PWC URUGUAY

Juan Ignacio Troccoli  
ANDERSEN GLOBAL

Pablo Varela  
POSADAS, POSADAS & VECINO

Miguel Vilariño  
CAMARA DE INDUSTRIAS  
DE URUGUAY

Mario Vogel  
TMF GROUP

Virginia Zarauz  
TMF GROUP

## UZBEKISTAN

ADVOKAT-HIMOYA  
LAW OFFICE

CHAMBER OF COMMERCE  
AND INDUSTRY OF  
UZBEKISTAN (CCIU)

UZBEKENERGO

Dilbar Abduganieva  
CENTRAL BANK OF THE  
REPUBLIC OF UZBEKISTAN

Ulugbek Abdullaev  
DENTONS

Ravshan Adilov  
CENTIL LAW FIRM

Kirill Afanasyev  
SCHNEIDER GROUP

Zulfiya Akchurina  
GRATA INTERNATIONAL

Azizbek Akhmadjonov  
KOSTA LEGAL

Mels Akhmedov  
BAS LAW FIRM

Rustam Akramov  
GRATA INTERNATIONAL

Umid Aripdjanov  
CENTIL LAW FIRM

Bobir Ziyamitdinovich  
Artukmetov  
KPMG

Elvina Asanova  
GRATA INTERNATIONAL

Arsen Ayrapetyans  
ASSOCIATION OF CUSTOMS  
BROKERS UZBEKISTAN

Jakhongir Azimov  
DIPLOMAT LAW FIRM

Olimkhon Azimov  
INDIGO BARAKA SERVIS

Maxim Dogonkin  
KOSTA LEGAL

Nail Hassanov  
KOSTA LEGAL

Nadira Irgasheva  
CENTIL LAW FIRM

Javokhir Karimov  
DENTONS

Dilshad Khabibullaev  
CENTIL LAW FIRM

Olmoskhon Khamidova  
GRATA INTERNATIONAL

Rustam Khaytmetov  
ARTIFEX GROUP

Stanislav Kim  
DIPLOMAT LAW FIRM

Sergey Mayorov  
SIMAY KOM

Tatyana Popovkina  
GRATA INTERNATIONAL

Manzura Raximova  
DENTONS

Mirzaaziz Ruziev  
GRATA INTERNATIONAL

Muzaffar Salomov  
CREDIT BUREAU CREDIT  
INFORMATIONAL-  
ANALYTICAL CENTRE LLC

Sabina Saparova  
GRATA INTERNATIONAL

Farhad Sattarov  
SIMAY KOM

Nizomiddin Shakhbuddinov  
LEGES ADVOKAT LAW FIRM

Azamatjon Shavkatov  
GRATA INTERNATIONAL

Victoria Smirnova  
VICTORY YURCONSALT

Nargiza Turgunova  
GRATA INTERNATIONAL

Bakhtiyor Yerimbetov  
BEK BROKER

Nodir Yuldashev  
GRATA INTERNATIONAL

Shukhrat Yunusov  
DENTONS

Dilafroz Yusupova  
DIPLOMAT LAW FIRM

## VANUATU

SIM A CONSTRUCTION  
AND JOINERY

Loic Bernier  
CAILLARD & KADDOUR

Frederic Derousseau  
UNELCO

Delores Elliott

Anthony Frazier

Geoffrey Gee  
GEOFFREY GEE & PARTNERS

David Hudson  
HUDSON & SUGDEN

Bill Jimmy  
VANUATU'S OWN LOGISTICS

Lionel Kaluat  
DEPARTMENT OF LABOUR

Chris Kernot  
FR8 LOGISTICS LTD.

Jonathan Law  
LAW PARTNERS

Marc Antoine Morel  
CABINET AJC, AN INDEPENDENT  
CORRESPONDENT MEMBER  
OF DFK INTERNATIONAL

Sandy Mwetu  
MUNICIPALITY OF PORT VILA

Edward Nalyal  
EDWARD NALYAL & PARTNERS

Junior Natu  
UTILITIES REGULATORY  
AUTHORITY OF VANUATU

Gaetan Junior Pikione  
UTILITIES REGULATORY  
AUTHORITY OF VANUATU

Davidson Seth  
UTILITIES REGULATORY  
AUTHORITY OF VANUATU

Mark Stafford  
BARRETT & PARTNERS

Martin St-Hilaire  
CABINET AJC, AN INDEPENDENT  
CORRESPONDENT MEMBER  
OF DFK INTERNATIONAL

Martin St-Hilaire  
CABINET AJC, AN INDEPENDENT  
CORRESPONDENT MEMBER  
OF DFK INTERNATIONAL

## VENEZUELA, RB

Tamara Adrian  
ADRIAN & ADRIAN

Yanet Aguiar  
DESPACHO DE ABOGADOS  
MIEMBROS DE NORTON  
ROSE FULBRIGHT SC

Juan Enrique Aigster  
HOET PELAEZ CASTILLO  
& DUQUE

Juan Domingo Alfonso  
Paradisi  
TORRES PLAZ & ARAUJO

Servio T. Altuve Jr.  
SERVIO T. ALTUVE R.  
& ASOCIADOS

Aixa Añez  
D'EMPAIRE

Biba Arciniegas  
D'EMPAIRE

Marian Basciani  
DE SOLA PATE & BROWN,  
ABOGADOS—CONSULTORES

Andrea Cruz  
TORRES PLAZ & ARAUJO

Geraldine d'Empaire  
D'EMPAIRE

Oscar de Lima G.  
DEBARR C.A.

Arturo De Sola Lander  
DE SOLA PATE & BROWN,  
ABOGADOS—CONSULTORES

Carlos Domínguez Hernández  
LEGA ABOGADOS

Omar Fernandez Russo  
CEPACEX

Jose Javier Garcia  
PWC VENEZUELA

Maria Geige  
DESPACHO DE ABOGADOS  
MIEMBROS DE NORTON  
ROSE FULBRIGHT SC

Luis Ignacio Gil Palacios  
PALACIOS, ORTEGA  
Y ASOCIADOS

Carlos Gouveia  
ARKI ELÉCTRICA CA

José Gregorio Torrealba  
LEGA ABOGADOS

Litsay Guerrero  
CONAPRI

Alfredo Hurtado  
HURTADO ESTEBAN Y  
ASOCIADOS—MEMBER  
OF RUSSELL BEDFORD  
INTERNATIONAL

Enrique Itriago  
RODRIGUEZ & MENDOZA

Daniela Jaimés  
DESPACHO DE ABOGADOS  
MIEMBROS DE NORTON  
ROSE FULBRIGHT SC

Gabriela Longo  
PALACIOS, ORTEGA  
Y ASOCIADOS

Ricardo Luna  
DATACRÉDITO—EXPERIAN  
VENEZUELA

Greta Marazzi  
ADRIAN & ADRIAN

Rafael Alberto Medina Ulacio  
EMPRESAS MEDINA

Pedro Mendoza  
MENDOZA DAVILA TOLEDO

José Manuel Ortega  
PALACIOS, ORTEGA  
Y ASOCIADOS

Pedro Pacheco  
PWC VENEZUELA

Bruno Paredes  
LOGISTIKA TSM



Ruth Paz  
PWC VENEZUELA  
Bernardo Pisani  
RODRIGUEZ & MENDOZA

Domingo Piscitelli  
TORRES PLAZ & ARAUJO  
Alfonso Porras  
ALTUM ABOGADOS  
Juan Carlos Pró-Risquez  
DESAPACHO DE ABOGADOS  
MIEMBROS DE NORTON  
ROSE FULBRIGHT SC

Luis Mariano Rodriguez  
CONAPRI  
Pedro Saghy  
DESAPACHO DE ABOGADOS  
MIEMBROS DE NORTON  
ROSE FULBRIGHT SC

Eva Marina Santos  
HOET PELAEZ CASTILLO  
& DUQUE

Laura Silva Aparicio  
LEGÁ ABOGADOS

Jean Paul Simon  
TORRES PLAZ & ARAUJO

Franco Stanzione  
STANZIONE

Elias Tarbay  
LEGÁ ABOGADOS

Lenhy Saraid Torrealba Flores  
EMPRESAS MEDINA

Oscar Ignacio Torres  
TRAVIESO EVANS ARRIA  
RENGEL & PAZ

Andreina Velásquez  
D'EMPAIRE

Salomon Wahnich  
DATACRÉDITO—EXPERIAN  
VENEZUELA

## VIETNAM

GRANT THORNTON LLP

Viet Anh Hoang  
DIMAC LAW FIRM

Tam Bui  
DIMAC LAW FIRM

Frederick Burke  
BAKER MCKENZIE

Tran Cong Quoc  
BIZCONSULT LAW FIRM

Giles Thomas Cooper  
DUANE MORRIS LLC

Ba Hai Minh Dao  
HONOR PARTNERSHIP LAW  
COMPANY LIMITED (HPLAW)

Thi Bich Tram Dao  
INDOCHINE COUNSEL

Thanh Huu Dinh  
BEE LOGISTICS CORPORATION

Van Dinh Thi Quynh  
PWC VIETNAM

Thuy Linh Do  
RUSSELL BEDFORD KTC  
ASSURANCE & BUSINESS  
ADVISORS—MEMBER  
OF RUSSELL BEDFORD  
INTERNATIONAL

Dang The Duc  
INDOCHINE COUNSEL

Thanh Duong  
DIMAC LAW FIRM

Tran Quang Huy  
VILAF LAW FIRM

Dai Thang Huynh  
DFDL

Anh Tuan Le  
THE NATIONAL CREDIT  
INFORMATION CENTRE—THE  
STATE BANK OF VIETNAM

Nhan Le  
DUANE MORRIS LLC

Phuong Uyen Le Hoang  
RUSSIN & VECCHI

Loc Le Thi  
YKVN

Phuoc Le Van  
HO CHI MINH CITY POWER  
CORPORATION (EVN HCMC)

Logan Leung  
RAJAH & TANN LCT LAWYERS

Tien Ngoc Luu  
VISION & ASSOCIATES

Christopher Marjoram  
PWC VIETNAM

Hoang Minh Duc  
DUANE MORRIS LLC

Lan Nghiem Hoang  
PWC VIETNAM

Duy Minh Ngo  
VB LAW

Dang Nguyen  
MARUBENI VIETNAM  
COMPANY LIMITED

Hien Nguyen  
DIMAC LAW FIRM

HK Oanh Nguyen  
BAKER MCKENZIE

Hoang Kim Oanh Nguyen  
BAKER MCKENZIE

Huong Nguyen  
MAYER BROWN LLP

Khanh Ly Nguyen  
RUSSELL BEDFORD KTC  
ASSURANCE & BUSINESS  
ADVISORS—MEMBER  
OF RUSSELL BEDFORD  
INTERNATIONAL

Phong Nguyen  
GIDE LOYRETTE NOEL  
MEMBER OF LEX MUNDI

Q. Anh Nguyen  
GROUP COUNSEL

Thanh Hai Nguyen  
BAKER MCKENZIE

Thi Phuong Lan Nguyen  
VIETNAM CREDIT  
INFORMATION JSC (PCB)

Thi Phuong Thao Nguyen  
VIETNAM CREDIT  
INFORMATION JSC (PCB)

Thu Ha Nguyen  
DFDL

Tieu My Nguyen  
HONOR PARTNERSHIP LAW  
COMPANY LIMITED (HPLAW)

Tram Nguyen  
YKVN

Trang Nguyen  
THE NATIONAL CREDIT  
INFORMATION CENTRE—THE  
STATE BANK OF VIETNAM

Tuan Nguyen

Viet Trung Nguyen  
BAKER MCKENZIE

Dong Huong Nguyen Thi  
RAJAH & TANN LCT LAWYERS

Dung Pham  
INDOCHINA LEGAL LAW FIRM

Hung Duy Pham  
RUSSELL BEDFORD KTC  
ASSURANCE & BUSINESS  
ADVISORS—MEMBER  
OF RUSSELL BEDFORD  
INTERNATIONAL

Huong Pham  
YKVN

Thanh Huong Pham  
THE NATIONAL CREDIT  
INFORMATION CENTRE—THE  
STATE BANK OF VIETNAM

Thu Trang Pham  
VISION & ASSOCIATES

Tien Minh Pham  
INDOCHINE COUNSEL

Anh Vu Phan  
INDOCHINE COUNSEL

Trung Viet Phan  
HONOR PARTNERSHIP LAW  
COMPANY LIMITED (HPLAW)

Viet D. Phan  
LUATPVD

Le Mai Phuong  
HO CHI MINH CITY POWER  
CORPORATION (EVN HCMC)

Phan Nguyen Minh Phuong  
VN COUNSEL

Dang Anh Quan  
RUSSIN & VECCHI

Phan Vinh Quang  
ASIAN DEVELOPMENT BANK  
MEKONG BUSINESS INITIATIVE

Nguyen Que Tam  
CSP LEGAL LLC

Van Anh Thai  
RUSSELL BEDFORD  
KTC—MEMBER OF RUSSELL  
BEDFORD INTERNATIONAL

Nguyen Thi Hong Thang  
VN COUNSEL

Dinh The Phuc  
ELECTRICITY REGULATORY  
AUTHORITY OF VIETNAM

Le Thi Diem  
BIZCONSULT LAW FIRM

Nguyen Thi Thu Ha  
BIZCONSULT LAW FIRM

Le Thi Thu Phuong  
DFDL

Tan Heng Thye  
CSP LEGAL LLC

Antoine Toussaint  
INDOCHINA LEGAL LAW FIRM

Son Tran Duc  
RAJAH & TANN LCT LAWYERS

Linh Tran Thi Ngoc  
LUATVIET—ADVOCATES  
& SOLICITORS

Tran Yen Uyen  
CSP LEGAL LLC

Thuy Vy Vo  
BAKER MCKENZIE

Emerald Minh Ngoc Vu  
PWC VIETNAM

Hong Hanh Vu  
MAYER BROWN LLP

Thu Hang Vu  
HONOR PARTNERSHIP LAW  
COMPANY LIMITED

Que Vu Thi  
RAJAH & TANN LCT LAWYERS

Quoc Vuong  
GROUP COUNSEL

Son Ha Vuong  
VISION & ASSOCIATES

Kent Wong  
VCI LEGAL

## WEST BANK AND GAZA

EY

MINISTRY OF FINANCE &  
PLANNING—CUSTOMS &  
EXCISES, VAT DIRECTORATE

Basel Abdo  
ITTQAN CONSULTING SERVICES

Tareq Al Masri  
MINISTRY OF NATIONAL  
ECONOMY

Shadi Al-Haj  
PWC

Sharhabeel Al-Zaeem  
AL-ZAEEM & ASSOCIATES

Haytham L. Al-Zubi  
AL-ZUBI LAW OFFICE

Moayad Amouri  
PWC

Muhanad Assaf  
ITTQAN CONSULTING SERVICES

Hanna Atrash  
AEG

Firas Attareh  
HUSSAM ATTEREH GROUP  
FOR LEGAL SERVICES

Duaa Aweida  
ITTQAN CONSULTING SERVICES

Anan Boshnaq  
E-FREIGHT INTERNATIONAL CO.

Ayman Dahbour  
TALAL ABU-GHAZALEH  
LEGAL (TAGLEGAL)

Imad Dayyah  
TRAINING & MANAGEMENT  
INSTITUTE (TAMI)

Ashraf Far  
ITTQAN CONSULTING SERVICES

Ali Faroun  
PALESTINIAN MONETARY  
AUTHORITY

Lina Ghbeish  
PALESTINE CAPITAL  
MARKETS AUTHORITY

Amer Habash

Nadeen Haddad  
THE PALESTINIAN COMPANY  
FOR OPERATIONAL AND  
CAPITAL LEASE (PALLEASE)

Yousef Hammodeh  
PALESTINE AUDITING &  
ACCOUNTING CO.

Ali Hamoudeh  
JERUSALEM DISTRICT  
ELECTRICITY COMPANY  
(JDECO)

Samir Hulileh  
PADICO HOLDINGS

Hiba I. Hussein  
HUSSEINI & HUSSEINI

Rasem Kamal  
KAMAL & ASSOCIATES—  
ATTORNEYS AND  
COUNSELLORS-AT-LAW

Raja Khwialad  
COMPANIES CONTROL

Sireen Lubbadah  
MINISTRY OF NATIONAL  
ECONOMY

Dima Saad Mashaqi  
RAMALLAH MUNICIPALITY

Wroud Meliji  
THE PALESTINIAN COMPANY  
FOR OPERATIONAL AND  
CAPITAL LEASE (PALLEASE)

Jamal Milhem  
TALAL ABU-GHAZALEH  
LEGAL (TAGLEGAL)

Manal Nassar  
JERUSALEM DISTRICT  
ELECTRICITY COMPANY  
(JDECO)

Mark G. Nesnas  
ITTQAN CONSULTING SERVICES

Samer Odeh  
LAND REGISTRATION

Raed Rajab

Wael Saadi  
PWC

Maya Sarhan  
PALESTINIAN MONETARY  
AUTHORITY

Suhaib Sharif  
SHARP & BEYOND FOR  
LEGAL AND INVESTMENT  
CONSULTING SERVICES

Mazin Theeb  
SHAHD ELECTRICAL  
ENGINEERING CONSULTANTS

## YEMEN, REP.

Khalid Abdullah  
SHEIKH MOHAMMED  
ABDULLAH SONS (EST. 1927)

Tariq Abdullah  
LAW OFFICES OF SHEIKH  
TARIQ ABDULLAH

Shafiq Adat  
LAW OFFICES OF SHEIKH  
TARIQ ABDULLAH

Ghazi Shaif Al Aghbari  
AL AGHBARI &  
PARTNERS LAW FIRM

Khaled Al Wazir  
KHALED AL WAZIR LAW FIRM

Noura Yahya H. Al-Adhhi  
CENTRAL BANK OF YEMEN

Abdul Gabar A. Al-Adimi  
ABDUL GABAR A. AL-ADIMI  
FOR CONSTRUCTION & TRADE

Yaser Al-Adimi  
ABDUL GABAR A. AL-ADIMI  
FOR CONSTRUCTION & TRADE

Ramzi Al-Ariqi  
GRANT THORNTON YEMEN

Hesham Al-Bawani  
KHALED AL WAZIR LAW FIRM

Khaled Al-Buraihi  
KHALED AL-BURAIHI FOR  
ADVOCACY & LEGAL SERVICES

Ahmed Al-Gharasi  
AL-GHASARI TRADING

Mohamed Taha Hamood  
Al-Hashimi  
MOHAMED TAHA  
HAMOOD & CO.

Omar Yahay Al-Qatani  
CENTRAL BANK OF YEMEN

Ameen Al-Rabeei  
SAWSIA ORGANIZATION

Mahmood Abdulaziz  
Al-Sharmani  
LAWYER

Abdulla Farouk Luqman  
LUQMAN LEGAL ADVOCATES  
& LEGAL CONSULTANTS



Amani Hail  
CENTRAL BANK OF YEMEN  
Ejlal Mofadal  
CENTRAL BANK OF YEMEN

Laila A. Mohammed  
AL AGHBARI &  
PARTNERS LAW FIRM

Khaled Mohammed Salem Ali  
LUQMAN LEGAL ADVOCATES  
& LEGAL CONSULTANTS

Nigel Truscott  
DAMAC GROUP

## ZAMBIA

Azizhusein Adam  
AD ADAMS & CO.

Salome Banda  
KPMG

Wilson Banda  
PATENTS AND COMPANIES  
REGISTRATION  
AGENCY (PACRA)

Judy Beene  
LUSAKA CITY COUNCIL

Lewis K. Bwalya  
ZESCO LTD.

Anthony Bwembya  
PATENTS AND COMPANIES  
REGISTRATION  
AGENCY (PACRA)

Chisanga Perry Chansongo  
ZENITH BUSINESS SOLUTIONS

Kazimbe Chenda  
SIMEZA, SANGWA &  
ASSOCIATES ADVOCATES

Lilian Chibale  
KPMG

Bonaventure Chibamba  
Mutale  
ELLIS & CO.

Sydney Chipoyae  
JOHN KAITE LEGAL  
PRACTITIONERS

Alick Chirwa  
SINOK LOGISTICS LTD.

Sydney Chisenga  
CORPUS LEGAL PRACTITIONERS

Robin Durairajah  
CHIBESAKUNDA & COMPANY,  
MEMBER OF DLA PIPER GROUP

Namuyombe Gondwe  
SWIFT FREIGHT  
INTERNATIONAL LTD.

Edgar Hamuwele  
GRANT THORNTON ZAMBIA

Grant Henderson  
CHIBESAKUNDA & COMPANY,  
MEMBER OF DLA PIPER GROUP

Jackie Jhala  
CORPUS LEGAL PRACTITIONERS

Malcolm G.G. Jhala  
DELOITTE

Chishimba Kachasa  
CHIBESAKUNDA & COMPANY,  
MEMBER OF DLA PIPER GROUP

John K. Kaite  
JOHN KAITE LEGAL  
PRACTITIONERS

Kelly Kalumba  
GREEN COLD ARCHITECTS

Thomas Kamunu  
CREDIT REFERENCE  
BUREAU AFRICA LIMITED  
T/A TRANSUNION

Sashi Nchito Kateka  
NCHITO AND NCHITO  
ADVOCATES

Kasweka Konga  
CORPUS LEGAL PRACTITIONERS

George Iacopoulos  
ZDENAKIE COMMODITIES LTD.

Lubinda Linyama  
ERIC SILWAMBA, JALASI  
& LINYAMA LEGAL  
PRACTITIONERS

Mwangala Lubinda  
SHARPE HOWARD & MWENYE

Fumanikile Lungani  
CORPUS LEGAL PRACTITIONERS

Christopher Mapani  
PATENTS AND COMPANIES  
REGISTRATION  
AGENCY (PACRA)

Bhekitemba Mbuyisa  
LUSAKA CITY COUNCIL

Hilary Michelo  
ZAMBIA REVENUE AUTHORITY

Jyoti Mistry  
PWC ZAMBIA

Alick Mponela  
CORPUS LEGAL PRACTITIONERS

Mukuka Mubanga  
ZESCO LTD.

Chintu Y. Mulendema  
CYMA

Muchinda Muma  
CORPUS LEGAL PRACTITIONERS

Henry Musonda  
KIRAN & MUSONDA  
ASSOCIATES

Lloyd Musonda  
PATENTS AND COMPANIES  
REGISTRATION  
AGENCY (PACRA)

Chanda Musonda-Chiluba  
AFRICA LEGAL NETWORK (ALN)

Arthi Muthusamy  
PWC ZAMBIA

Joshua Mwamulima  
CORPUS LEGAL PRACTITIONERS

Nakayiwa Teddy Mwanza  
LUSAKA CITY COUNCIL

Kafula Mwiche  
MADISON FINANCIAL  
SERVICES PLC

Alice Mwila  
DELOITTE

Nchima Nchito  
NCHITO AND NCHITO  
ADVOCATES

Francis K. Ngomba  
LUSAKA CITY COUNCIL

Kanti Patel  
CHRISTOPHER RUSSELL  
COOK & CO.

Solly Patel  
CHRISTOPHER RUSSELL  
COOK & CO.

Michael Phiri  
KPMG

Palmira Pio  
AFRICA LEGAL NETWORK (ALN)

Joof Pistorius  
AFGRI CORPORATION LIMITED

Namakuzu Shandavu  
CORPUS LEGAL PRACTITIONERS

Lindiwe Shawa  
PWC ZAMBIA

Ngosa Simachela  
NCHITO AND NCHITO  
ADVOCATES

Chitembo Simwanza  
ZESCO LTD.

Mildred Stephenson  
CREDIT REFERENCE  
BUREAU AFRICA LIMITED  
T/A TRANSUNION

Jimmy Zulu  
DELOITTE

Lungisani Zulu  
BANK OF ZAMBIA

## ZIMBABWE

FINANCIAL CLEARING BUREAU

Richard Beattie  
THE STONE/BEATTIE STUDIO

Moses Bias  
MAJESTIC TOBACCO PVT. LTD.

Whitney Bias  
MAJESTIC TOBACCO PVT. LTD.

Peter Cawood  
PWC ZIMBABWE

Innocent Chagonda  
ATHERSTONE & COOK

Onias Chigavazira  
HLB ZIMBABWE

Clayton Z. Chikara  
DHLAKAMA B. ATTORNEYS

Nonhlanhla Chiromo  
RESERVE BANK OF ZIMBABWE

Ruzayi Chiviri  
RESERVE BANK OF ZIMBABWE

James Chiwera  
NSSA

Beloved Dhlakama  
DHLAKAMA B. ATTORNEYS

Farayi Dyirakumunda  
EXPERT DECISION  
SYSTEMS ZIMBABWE

Paul Fraser  
LOFTY & FRASER

Innocent Ganya  
ZIMDEF

Takunda Gumbo  
CHINAWA LAW CHAMBERS

Takura Gumbo  
ATHERSTONE & COOK

Obert Chaurura Gutu  
GUTU & CHIKOWERO

Charles Jaure  
ZIMBABWE INVESTMENT  
AUTHORITY

Stanley Jumble  
MAJESTIC TOBACCO PVT. LTD.

Kudzana Kapurura  
GUTU & CHIKOWERO

Charity Machiridza  
BDO TAX & ADVISORY  
SERVICES PVT. LTD.

Memory Mafo  
SCANLEN & HOLDERNESS

Hazvinei Mahachi  
GUTU & CHIKOWERO

Faro Mahere  
GILL, GODLONTON & GERRANS

Sarfraz Mahomed  
DHLAKAMA B. ATTORNEYS

Chatapiwa Malaba  
KANTOR AND IMMERMANN

Oleen Maponga nee Singizi  
EXPERT DECISION  
SYSTEMS ZIMBABWE

R. R. Mariwa  
ZIMBABWE ELECTRICITY  
TRANSMISSION &  
DISTRIBUTION COMPANY

Tsungirirai Marufu-Maune  
GUTU & CHIKOWERO

David Masaya  
PWC ZIMBABWE

Chris Masimu  
DIVINE FREIGHT FORWARDING  
(PRIVATE) LIMITED

Collen Masunda  
RESERVE BANK OF ZIMBABWE

Norman Mataruka  
RESERVE BANK OF ZIMBABWE

Chengelanai Mavil  
PWC ZIMBABWE

Jim McComish  
PEARCE MCCOMISH  
ARCHITECTS

Nyasha Mhunduru  
EXPERT DECISION  
SYSTEMS ZIMBABWE

H.P. Mkushi  
SAWYER & MKUSHI

Tatenda Moyo  
KANTOR & IMMERMANN

Benjamin Mukandi  
FREIGHT WORLD PVT. LTD.

Haruperi Mumbengegwi  
MANOKORE ATTORNEYS

Tiri Muringani  
SPEARTEC

Lina Mushanguri  
ZIMBABWE STOCK  
EXCHANGE LIMITED

Eldard Mutasa  
HIGH COURT ZIMBABWE

Ostern Mutero  
SAWYER & MKUSHI

Alec Tafadzwa Muza  
MAWERE & SIBANDA  
LEGAL PRACTITIONERS

Christina Muzerengi  
GRANT THORNTON ZIMBABWE

Christopher Muzhingi  
PWC ZIMBABWE

Sympathy Muzondiwa  
SAWYER & MKUSHI

Dudzile Ndawana  
GILL, GODLONTON & GERRANS

Maxwell Ngorima  
BDO TAX & ADVISORY  
SERVICES PVT. LTD.

Edwell Ngwenya  
FREIGHT WORLD PVT. LTD.

Tatenda Nhemachena  
MAWERE & SIBANDA  
LEGAL PRACTITIONERS

Farai Nyabereka  
MANOKORE ATTORNEYS

Philip Nyakutombwa  
NYAKUTOMBWA  
LEGAL COUNSEL

Michael Nyamazana  
AFRICA CORPORATE ADVISORS

Dorothy Pasipanodya  
GILL, GODLONTON & GERRANS

Phillipa M. Phillips  
PHILLIPS LAW

Nobert Musa Phiri  
MUVINGI & MUGADZA  
LEGAL PRACTITIONERS

John Ridgewell  
BCHOD AND PARTNERS

Edward Rigby  
CASLING, RIGBY, MCMAHON

C.M. Ruzengwe  
HLB ZIMBABWE

Unity Sakhe  
KANTOR & IMMERMANN

Sichoni Takoleza  
ZIMBABWE INVESTMENT  
AUTHORITY

Murambiwa Tarabuku  
PEARCE MCCOMISH  
ARCHITECTS



*Doing Business 2019* is the 16th in a series of annual reports investigating the regulations that enhance business activity and those that constrain it. The report provides quantitative indicators covering 11 areas of the business environment in 190 economies. The goal of the *Doing Business* series is to provide objective data for use by governments in designing sound business regulatory policies and to encourage research on the important dimensions of the regulatory environment for firms.

